

University of California

Report on Financial Statements and Expenditures of Federal Awards in Accordance with the Uniform Guidance For the Year Ended June 30, 2024

<u>Location</u>	<u>EIN - Campus</u>	<u>EIN - Medical Center(s)</u>
Office of the President	94-3067788	
Berkeley	94-6002123	
Davis	94-6036494	68-0334324 68-0344702
Irvine	95-2226406	
Los Angeles	95-6006143	95-4373071
Merced	27-0093858	
Riverside	95-6006142	
San Diego	95-6006144	33-0599494 23-7064656 80-0519972 82-4454688 26-0622624 33-0702174 33-0571597 20-5892682 27-4440873
San Francisco	94-6036493	94-3281657
Santa Barbara	95-6006145	
Santa Cruz	94-1539563	
Children's Hospital & Research Center at Oakland		94-0382330

University of California

Table of Contents

June 30, 2024

	Page(s)	Source of Report
Report of Independent Auditors.....	1–3	PwC
Management’s Discussion and Analysis.....	4–19	University
Audited Financial Statements		
University of California:		
Statements of Net Position at June 30, 2024 and 2023.....	20	University
Statements of Revenues, Expenses and Changes in Net Position for the years ended June 30, 2024 and 2023.....	21	University
Statements of Cash Flows for the years ended June 30, 2024 and 2023.....	22-23	University
Statements of Fiduciary Net Position at June 30, 2024 and 2023.....	24	University
Statements of Changes in Fiduciary Net Position for the years ended June 30, 2024 and 2023.....	25	University
Notes to Financial Statements.....	26-94	University
Required Supplementary Information.....	95-110	University
Summary Schedule of Expenditures of Federal Awards.....	111	University
Schedule of Expenditures of Federal Awards.....	112-311	University
Notes to Schedules of Expenditures of Federal Awards.....	312-314	University
Report of Independent Auditors on Internal Control Over Financial Reporting and on Compliance and Other Matters Based on an Audit of Financial Statements Performed in Accordance with <i>Government Auditing Standards</i>	315-316	PwC
Report of Independent Auditors on Compliance for Each Major Program and on Internal Control Over Compliance in Required by Uniform Guidance.....	317-319	PwC
Report of Independent Auditors on Compliance for Each Major Program and on Internal Control Over Compliance in Required by Uniform Guidance.....	320-322	Vasquez
Schedule of Findings and Questioned Costs.....	323-331	PwC
Summary Schedule of Prior Audit Findings and Status.....	332-350	University
Management’s Views and Corrective Action Plan.....	351-356	University



Report of Independent Auditors

To The Regents of the University of California

Report on the Audit of the Financial Statements

Opinions

We have audited the accompanying financial statements of the business-type activities, the aggregate discretely presented component units, and the aggregate remaining fund information of the University of California (the "University"), a component unit of the State of California, as of and for the years ended June 30, 2024 and 2023, including the related notes, which collectively comprise the University's basic financial statements as listed in the table of contents.

In our opinion, the accompanying financial statements present fairly, in all material respects, the respective financial position of the business-type activities, the aggregate discretely presented component units, and the aggregate remaining fund information of the University as of June 30, 2024 and 2023, and the respective changes in financial position and, where applicable, cash flows thereof for the years then ended in accordance with accounting principles generally accepted in the United States of America.

Basis for Opinions

We conducted our audit in accordance with auditing standards generally accepted in the United States of America (US GAAS) and the standards applicable to financial audits contained in *Government Auditing Standards*, issued by the Comptroller General of the United States. Our responsibilities under those standards are further described in the Auditors' Responsibilities for the Audit of the Financial Statements section of our report. We are required to be independent of the University and to meet our other ethical responsibilities, in accordance with the relevant ethical requirements relating to our audit. We believe that the audit evidence we have obtained is sufficient and appropriate to provide a basis for our audit opinions. The financial statements of the University's discretely presented component units were not audited in accordance with *Government Auditing Standards*.

Responsibilities of Management for the Financial Statements

Management is responsible for the preparation and fair presentation of the financial statements in accordance with accounting principles generally accepted in the United States of America, and for the design, implementation, and maintenance of internal control relevant to the preparation and fair presentation of financial statements that are free from material misstatement, whether due to fraud or error.

In preparing the financial statements, management is required to evaluate whether there are conditions or events, considered in the aggregate, that raise substantial doubt about the University's ability to continue as a going concern for twelve months beyond the financial statement date, including any currently known information that may raise substantial doubt shortly thereafter.

Auditors' Responsibilities for the Audit of the Financial Statements

Our objectives are to obtain reasonable assurance about whether the financial statements as a whole are free from material misstatement, whether due to fraud or error, and to issue an auditors' report that includes our opinions. Reasonable assurance is a high level of assurance but is not absolute assurance and therefore is not a guarantee that an audit conducted in accordance with US GAAS and *Government Auditing Standards*, will always detect a material misstatement when it exists. The risk of not detecting a material misstatement resulting from fraud is higher than for one resulting from error, as fraud may involve collusion, forgery, intentional omissions, misrepresentations, or the override of internal control. Misstatements are considered material if there is a substantial likelihood that, individually or in the



aggregate, they would influence the judgment made by a reasonable user based on the financial statements.

In performing an audit in accordance with US GAAS and *Government Auditing Standards*, we:

- Exercise professional judgment and maintain professional skepticism throughout the audit.
- Identify and assess the risks of material misstatement of the financial statements, whether due to fraud or error, and design and perform audit procedures responsive to those risks. Such procedures include examining, on a test basis, evidence regarding the amounts and disclosures in the financial statements.
- Obtain an understanding of internal control relevant to the audit in order to design audit procedures that are appropriate in the circumstances, but not for the purpose of expressing an opinion on the effectiveness of the University's internal control. Accordingly, no such opinion is expressed.
- Evaluate the appropriateness of accounting policies used and the reasonableness of significant accounting estimates made by management, as well as evaluate the overall presentation of the financial statements.
- Conclude whether, in our judgment, there are conditions or events, considered in the aggregate, that raise substantial doubt about the University's ability to continue as a going concern for a reasonable period of time.

We are required to communicate with those charged with governance regarding, among other matters, the planned scope and timing of the audit, significant audit findings, and certain internal control-related matters that we identified during the audit.

Required Supplemental Information

Accounting principles generally accepted in the United States of America require that the management's discussion and analysis on pages 4 through 19 and the required supplementary information on pages 95 through 110 be presented to supplement the basic financial statements. Such information is the responsibility of management and, although not a part of the basic financial statements, is required by the Governmental Accounting Standards Board who considers it to be an essential part of financial reporting for placing the basic financial statements in an appropriate operational, economic, or historical context. We have applied certain limited procedures to the required supplemental information in accordance with auditing standards generally accepted in the United States of America, which consisted of inquiries of management about the methods of preparing the information and comparing the information for consistency with management's responses to our inquiries, the basic financial statements, and other knowledge we obtained during our audit of the basic financial statements. We do not express an opinion or provide any assurance on the information because the limited procedures do not provide us with sufficient evidence to express an opinion or provide any assurance.

Supplemental Information

Our audit was conducted for the purpose of forming opinions on the financial statements that collectively comprise the University's basic financial statements. The accompanying summary schedule of expenditures of federal awards and the schedule of expenditures of federal awards (collectively the "Schedules") for the year ended June 30, 2024 are presented for purposes of additional analysis as required by Title 2 U.S. *Code of Federal Regulations* Part 200, *Uniform Administrative Requirements, Cost Principles, and Audit Requirements for Federal Awards* (Uniform Guidance) and are not a required part of the basic financial statements.



As described in Note B to the Schedules, the accompanying Schedules were prepared on the cash basis, which is a comprehensive basis of accounting other than accounting principles generally accepted in the United States of America. Such information is the responsibility of management and were derived from and relate directly to the underlying accounting and other records used to prepare the basic financial statements. The information has been subjected to the auditing procedures applied in the audit of the basic financial statements and certain additional procedures, including comparing and reconciling such information directly to the underlying accounting and other records used to prepare the basic financial statements or to the basic financial statements themselves, and other additional procedures in accordance with auditing standards generally accepted in the United States of America. In our opinion, the Schedules are fairly stated, in all material respects, on the basis of accounting described in Note B, in relation to the basic financial statements taken as a whole.

Other Information

Management is responsible for the other information included in the annual report. The other information in the University's Annual Financial Report (not presented herein) comprises the Facts in Brief and Campus Facts in Brief, but does not include the basic financial statements and our auditors' report thereon. Our opinions on the basic financial statements do not cover the other information, and we do not express an opinion or any form of assurance thereon.

In connection with our audit of the basic financial statements, our responsibility is to read the other information and consider whether a material inconsistency exists between the other information and the basic financial statements, or the other information otherwise appears to be materially misstated. If, based on the work performed, we conclude that an uncorrected material misstatement of the other information exists, we are required to describe it in our report.

Other Reporting Required by Government Auditing Standards

In accordance with *Government Auditing Standards*, we have also issued our report dated November 18, 2024 on our consideration of the University's internal control over financial reporting and on our tests of its compliance with certain provisions of laws, regulations, contracts and grant agreements and other matters for the year ended June 30, 2024. The purpose of that report is solely to describe the scope of our testing of internal control over financial reporting and compliance and the results of that testing, and not to provide an opinion on the effectiveness of internal control over financial reporting or on compliance. That report is an integral part of an audit performed in accordance with *Government Auditing Standards* in considering the University's internal control over financial reporting and compliance.

PricewaterhouseCoopers LLP

San Francisco, California
November 18, 2024

University of California Management's Discussion and Analysis *(Unaudited)*

The objective of this Management's Discussion and Analysis is to help readers of the University of California's financial statements better understand the financial position and operating activities for the year ended June 30, 2024, with selected comparative information for the years ended June 30, 2023 and 2022. This discussion has been prepared by management and should be read in conjunction with the financial statements and the notes to the financial statements. Unless otherwise indicated, years (2022, 2023 and 2024, etc.) in this discussion refer to the fiscal years ended June 30.

The University of California's financial report communicates financial information for the University of California (the University), the University of California campus foundations (campus foundations), the University of California Retirement System (UCRS), the University of California Retiree Health Benefit Trust (UCRHBT) and custodial external investment pool funds, through five primary financial statements and notes to the financial statements. Three of the primary statements, the statements of net position, the statements of revenues, expenses and changes in net position, and the statements of cash flows, present the financial position, changes in financial position and cash flows for the University and the affiliated campus foundations. The financial statements for the campus foundations are presented discretely from the University. Two of the primary statements, the statements of fiduciary net position and the statements of changes in fiduciary net position, present the financial position and operating activities for UCRS, UCRHBT and the custodial external investment pool funds. The notes to the financial statements provide additional information that is essential to a full understanding of the financial statements.

The University of California

The University of California, one of the largest and most acclaimed institutions of higher learning in the world, is dedicated to excellence in teaching, research, health care and public service. The University encompasses 10 campuses, five medical centers, four law schools and a statewide Division of Agriculture and Natural Resources. The University is also involved in the operation and management of three national laboratories for the U.S. Department of Energy (DOE).

Campuses. The 10 campuses are located in Berkeley, Davis, Irvine, Los Angeles, Merced, Riverside, San Diego, San Francisco, Santa Barbara and Santa Cruz. All of the campuses, except San Francisco, offer undergraduate, graduate and professional education; the San Francisco campus is devoted exclusively to graduate and professional education in health sciences.

Health sciences. The University operates one of the nation's largest health science and medical training programs. The instructional program is conducted in 16 health professional schools on six campuses. The University's health programs include five medical centers, two dental schools, three nursing schools, two public health schools and two pharmacy schools, in addition to a school of optometry and a school of veterinary medicine. The University's medical schools play a leading role in the development of health services and the advancement of medical science and research.

Law schools. The University has law schools at Berkeley, Davis, Irvine and Los Angeles. Also, UC College of the Law, San Francisco (UC Law SF) is affiliated with the University, although not included in the financial reporting entity.

Agriculture and Natural Resources. The Division of Agriculture and Natural Resources is a statewide research and public service organization that serves a large and diverse agricultural community. The division collaborates on research with all campuses and conducts studies at nine research and extension centers and on private land in cooperation with California producers. In addition, research and educational programs are conducted in each of the state’s 58 counties.

University Extension. The foremost continuing education program of its kind in size, scope and quality of instruction, University Extension offers almost 20,000 self-supporting courses statewide and in several foreign countries.

National laboratories. Under contract with the DOE, the University operates and manages the Ernest Orlando Lawrence Berkeley National Laboratory (LBNL) in California. The University is also a member in two separate joint ventures, Triad National Security, LLC (Triad) and Lawrence Livermore National Security, LLC (LLNS) that operate and manage the Los Alamos National Laboratory (LANL) and Lawrence Livermore National

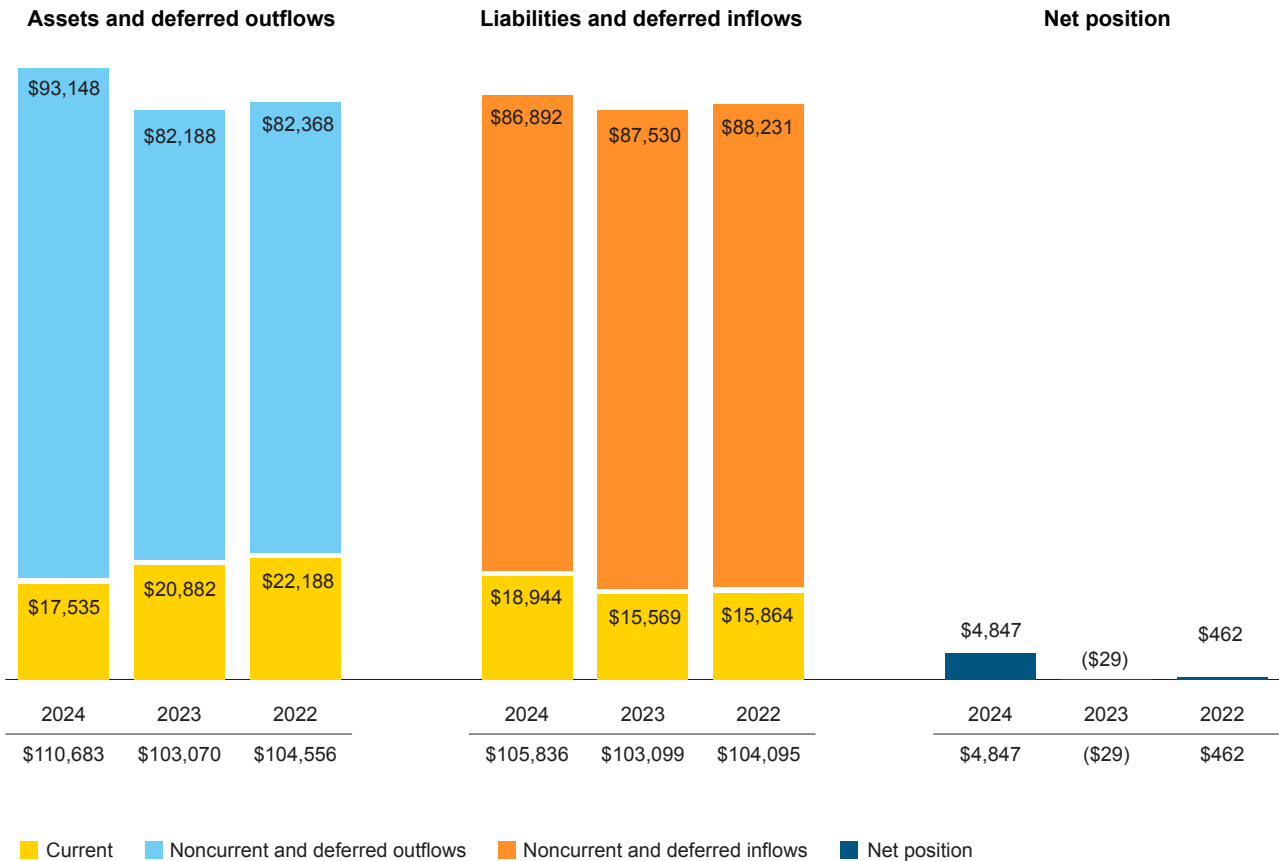
Laboratory (LLNL), respectively, under contracts directly with the DOE. The laboratories conduct broad and diverse basic and applied research in nuclear science, energy production, national defense and environmental and health areas.

The University’s Financial Position

The University’s financial position by component for 2024, 2023 and 2022 is presented in **Display 1**

The statements of net position present the financial position of the University at the end of each fiscal year. They display all of the University’s assets, deferred outflows, liabilities, deferred inflows and net position. The difference between assets, deferred outflows, liabilities and deferred inflows is net position. The major components of the statements of net position as of June 30, 2024, 2023 and 2022 are presented on page 6 in **Table MDA.1**.

Display 1: The University’s Financial Position (in millions of dollars)



The University's Assets and Deferred Outflows

The University's total assets and deferred outflows of resources have fluctuated since 2022, at \$110.7 billion in 2024, compared to \$103.1 billion in 2023 and \$104.6 billion in 2022. Capital assets have increased due to continued investments in facilities in excess of depreciation. Investments increased in 2024 due to positive financial market returns. Deferred outflows have fluctuated primarily due to changes in the University's net pension and retiree health benefits liabilities.

Investments

Investments held by the University are principally carried in the following investment pools: the Short Term Investment Pool (STIP), the Total Return Investment Pool (TRIP), the Blue

and Gold Pool (BGP) and the General Endowment Pool (GEP). Cash for operations and bond proceeds for construction expenditures are invested in STIP. The University uses STIP to meet operational liquidity needs. TRIP provides the opportunity to enhance returns on long-term capital by taking advantage of the economies of scale of investing in a large pool across a broad range of asset classes. The University maximizes its use of TRIP while still maintaining sufficient funds in STIP to meet operational and liquidity needs. BGP was created to enhance returns by passively investing funds in the equity and fixed-income markets while still maintaining liquidity. The investment policy for TRIP is balanced between equities and fixed income while the investment policy for BGP is more heavily weighted toward equities. GEP is a balanced portfolio and the primary investment vehicle for individual endowments and funds functioning as endowments.

Table MDA.1: The University's Net Position *(in millions of dollars)*

Net position	2024	2023	2022
Assets			
Investments	\$39,914	\$37,609	\$37,341
Investment of cash collateral	2,299	1,914	2,163
Accounts receivable, net	8,226	6,930	6,124
Capital assets, net	48,572	43,804	41,893
Other assets	5,100	5,119	5,537
Total assets	104,111	95,376	93,058
Deferred outflows of resources	6,571	7,694	11,499
Liabilities			
Debt, including commercial paper	37,909	36,341	35,930
Securities lending collateral	2,299	1,914	2,163
Net pension liability	17,495	20,385	21,403
Net retiree health benefits liability	20,911	22,328	20,172
Other liabilities	14,605	12,637	12,996
Total liabilities	93,219	93,605	92,664
Deferred inflows of resources	12,616	9,495	11,430
Net position			
Net investment in capital assets	18,602	13,778	11,833
Restricted: Nonexpendable	1,349	1,336	1,307
Restricted: Expendable	12,994	11,639	11,527
Unrestricted	(28,098)	(26,782)	(24,205)
Total net position	\$4,847	(\$29)	\$462

The University utilizes asset allocation strategies that are intended to optimize investment returns over time in accordance with investment objectives and at acceptable levels of risk. GEP had returns of 11.7 percent in 2024, 8.2 percent in 2023 and (7.6) percent in 2022. BGP had returns of 15.7 percent in 2024, 13.3 percent in 2023 and (15.2) percent in June 30, 2022. TRIP had returns of 12.1 percent, 8.6 percent and (11.3) percent in 2024, 2023 and 2022, respectively. STIP had returns of 4.2 percent, 2.8 percent and 0.4 percent in 2024, 2023 and 2022, respectively.

Capital assets, net

The University's enrollment growth and continuing needs for renewal, modernization and seismic correction of existing facilities are the key drivers of capital investments. Capital spending continued at a brisk pace in order to provide the facilities necessary to support the University's teaching, research and public service mission and for patient care. Capital spending includes constructing and renovating academic buildings, research laboratories, libraries, student services, parking structures and infrastructure projects at all 10 campuses and five medical centers. The University has a goal to increase affordable campus housing for more students, given escalating living costs in many of the surrounding campus communities. The largest capital asset additions in 2024 were related to the medical center acquisitions and construction of housing and research facilities at various campuses. The largest capital asset additions in 2023 were related to the construction of housing, classroom, parking and research facilities at various campuses and expansion of medical center facilities. The largest capital asset additions in 2022 were related to the construction of housing

and research facilities at various campuses and expansion of medical center facilities. Total additions of capital assets were \$7.9 billion in 2024 as compared to \$5.0 billion in 2023 and \$4.3 billion in 2022.

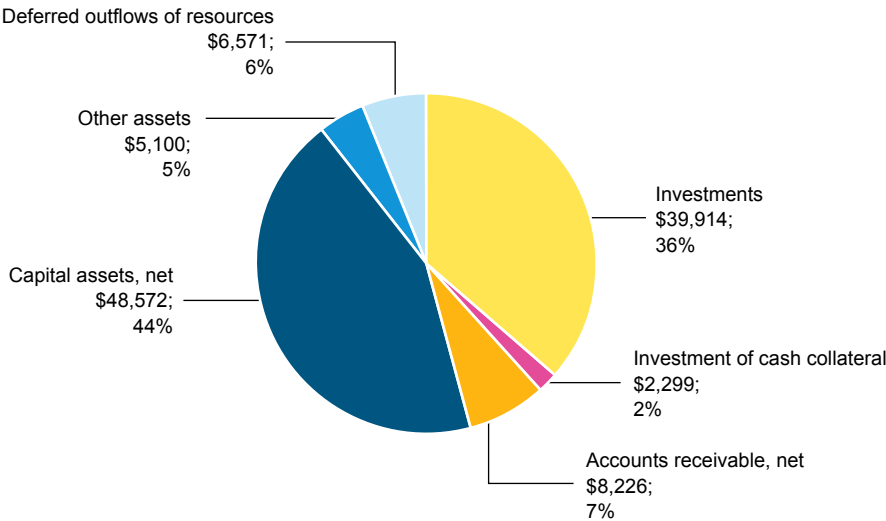
Other assets

Other assets include cash, investments held by trustees, pledges receivable, notes and mortgages receivable, inventories and receivables from the DOE. The noncurrent receivable from the DOE, which fluctuates with the net pension and retiree health benefits liabilities due to the DOE's continuing responsibility to contribute for retired and terminated vested members of LLNL and LANL, decreased by \$122.7 million in 2024 and increased by \$22.5 million in 2023.

Deferred outflows of resources

Changes in the fair value of the University's interest rate swaps that are determined to be hedging derivatives, losses on debt refundings, asset retirement obligations, excess of consideration from acquisitions and certain changes in the net pension and net retiree health benefits liabilities are reported as deferred outflows of resources. In 2024, deferred outflows decreased due to changes in the pension obligations as a result of actual earnings more than expected and changes in assumptions for retiree health benefits partially offset by increases due to acquisitions for the Irvine and Los Angeles medical centers. In 2023, deferred outflows decreased due to higher than expected investment returns for the UCRP portfolio. The major components of the University's assets and deferred outflows for 2024 are presented in **Display 2**.

Display 2: The University's Assets and Deferred Outflows for 2024 *(in millions of dollars)*



The University's Liabilities and Deferred Inflows

The University's liabilities and deferred inflows of resources increased to \$105.8 billion in 2024 as compared to \$103.1 billion in 2023, and \$104.1 billion in 2022.

The major components of the University's liabilities and deferred inflows for 2024 are presented in **Display 3**.

Debt, including commercial paper

Capital assets are financed from a variety of sources, including state support, gifts, revenue bonds, bank loans and leases or structures that involve separate legal entities.

Commercial paper and bank loans provide interim financing for capital assets during the construction period. Outstanding debt increased by \$1.6 billion and \$0.4 billion in 2024 and 2023, respectively. A summary of the debt activity in 2024 and 2023 is displayed on page 9 in **Table MDA.2**.

The University's debt, which is used primarily to finance capital assets, includes \$1.6 billion, \$0.9 billion and \$0.9 billion of commercial paper outstanding at the end of 2024, 2023 and

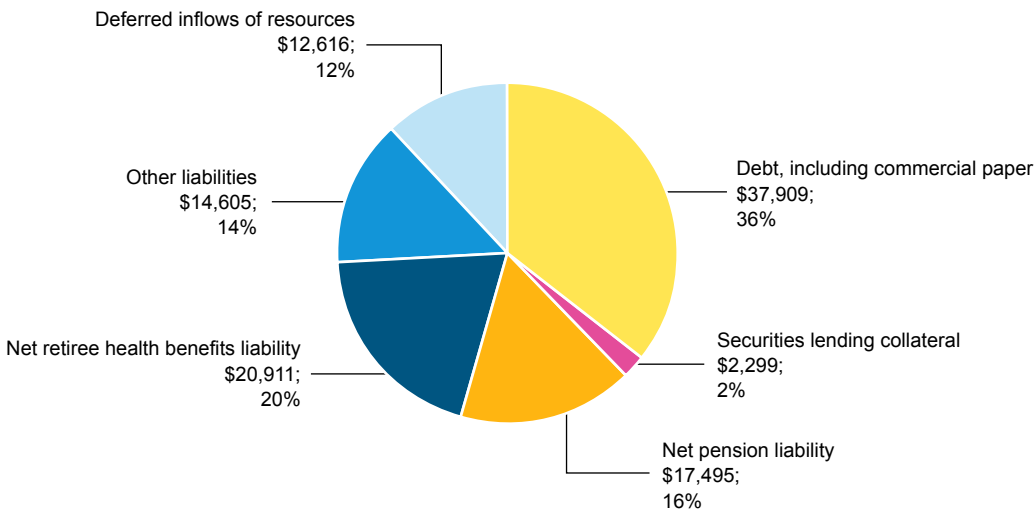
2022, respectively. Total debt outstanding was \$37.9 billion at the end of 2024 compared to \$36.3 billion and \$35.9 billion at the end of 2023 and 2022, respectively.

In 2024, General Revenue Bonds totaling \$3.2 billion were issued to finance the acquisition, construction, improvement and renovation of certain facilities of the University and refund general revenue bonds totaling \$1.6 billion and limited project revenue bonds totaling \$0.5 billion.

In 2023, General Revenue Bonds totaling \$3.3 billion, including \$2.8 billion in tax-exempt bonds, were issued to finance the acquisition, construction, improvement and renovation of certain facilities of the University and refund general revenue bonds totaling \$2.0 billion and medical center pooled revenue bonds totaling \$0.3 billion.

The University's General Revenue Bond ratings are currently affirmed at Aa2, AA and AA by Moody's Investors Service, Standard & Poor's and Fitch, respectively, all with stable outlooks. The University's Limited Project Revenue Bonds and Medical Center Pooled Revenue Bonds are currently affirmed at Aa3, AA- and AA- by Moody's Investors Service, Standard & Poor's and Fitch, respectively, all with stable outlooks.

Display 3: The University's Liabilities and Deferred Inflows for 2024 *(in millions of dollars)*



Commercial paper borrowings increased by \$702.5 million in 2024 as compared to 2023 and decreased by \$60.0 million in 2023 compared to 2022. Commercial paper is primarily used as interim financing for construction projects and short-term financing for other needs. Commercial paper fluctuates based upon the timing of refinancing construction projects with the issuance of long-term revenue bonds. The University has various revolving credit agreements totaling \$700.0 million with major financial institutions for the purpose of providing additional liquidity for certain variable-rate demand bonds, commercial paper and other liquidity needs.

Net pension liability and retiree health benefits

The University has financial responsibility for pension benefits associated with its defined benefit plans and for retiree health benefits. The University's net pension liability was \$17.5 billion, \$20.4 billion and \$21.4 billion in 2024, 2023 and 2022, respectively. The changes were driven primarily by investment returns for the UCRP portfolio. In both 2024 and 2023 market performance was favorable compared to expected returns. The total investment rate of return for UCRP was 12.2 percent in 2024, 10.1 percent in 2023 and (10.8) percent in 2022. The discount rate used to estimate the net pension liability was 6.75 percent for 2024, 2023 and 2022, respectively.

LBNL participates in the University's defined benefit pension plan, although the DOE has ongoing financial responsibility to reimburse the University for LBNL's share of the obligation to UCRP. In addition, under certain circumstances, the University makes contributions to UCRP for LANL and LLNL retirees and, based upon contractual arrangements with the DOE, is reimbursed by the DOE. The University recorded receivables from the DOE of \$0.5 billion for each of 2024, 2023 and 2022, respectively, representing the DOE's share of the net pension liability.

The University's net retiree health benefits liability was \$20.9 billion, \$22.3 billion and \$20.2 billion in 2024, 2023 and 2022, respectively. While retiree health benefits are not a legal obligation of the University and can be canceled or modified at any time, accounting standards require the University to recognize a net retiree health benefits liability based on the current practices of providing such benefits. The University funds the retiree health benefits through UCRHBT on a pay-as-you-go basis. Since the assets in the trust are not currently sufficient to fund retiree health benefits, the Bond Buyer 20-year tax-exempt general obligation municipal bond index rate is used to discount the retiree health benefits liability. The decrease in the net retiree health benefits liabilities in 2024 was primarily driven by changes in actuarial assumptions including an increase in the discount rate and a decrease in plan participation and

Table MDA.2: Summary of Debt Activity (in millions of dollars)

Debt activity	2024	2023
Additions to outstanding debt		
General Revenue Bonds	\$3,195	\$3,254
Medical Center Pooled Revenue Bonds		
Blended Component Unit Revenue Bonds		
Limited Project Revenue Bonds		
Financing obligations, leases and SBITAs	450	516
Commercial paper, net	703	
Other borrowings	132	
Bond premium, net	443	309
Additions to outstanding debt	4,923	4,079
Reductions from outstanding debt		
Refinancing and prepayments	(2,082)	(2,430)
Scheduled principal payments	(1,036)	(926)
Payments on other borrowings	(75)	(95)
Commercial paper, net		(60)
Amortization of bond premium	(161)	(157)
Reductions from outstanding debt	(3,354)	(3,668)
Net increase in outstanding debt	\$1,569	\$411

health care cost trend assumptions. The changes in the net retiree health benefits liabilities in 2023 were primarily driven by an actuarial loss from higher than projected health care premium rates. The discount rates as of June 30, 2024, 2023 and 2022 were 3.93 percent, 3.65 percent and 3.54 percent, respectively.

LBNL participates in the University’s retiree health benefits plans and, based on contractual arrangements with the DOE, the University is reimbursed for retiree health benefits costs associated with LBNL retirees. The University recorded receivables from the DOE of \$715.1 million, \$710.0 million and \$708.6 million for 2024, 2023 and 2022, respectively, representing the DOE’s share of the net retiree health benefits liability.

Other liabilities

Other liabilities consist of accounts payable, accrued salaries, other employee benefits, unearned revenue, DOE laboratories’ liabilities, federal refundable loans, self-insurance liabilities and obligations under split-interest agreements held by the University. Accrued salaries changes were due to the timing of payroll and benefit payments. Self-insurance liabilities increased by \$451.6 million and decreased by \$336.6 million in 2024 and 2023, respectively, due to changes in claims and changes in estimates.

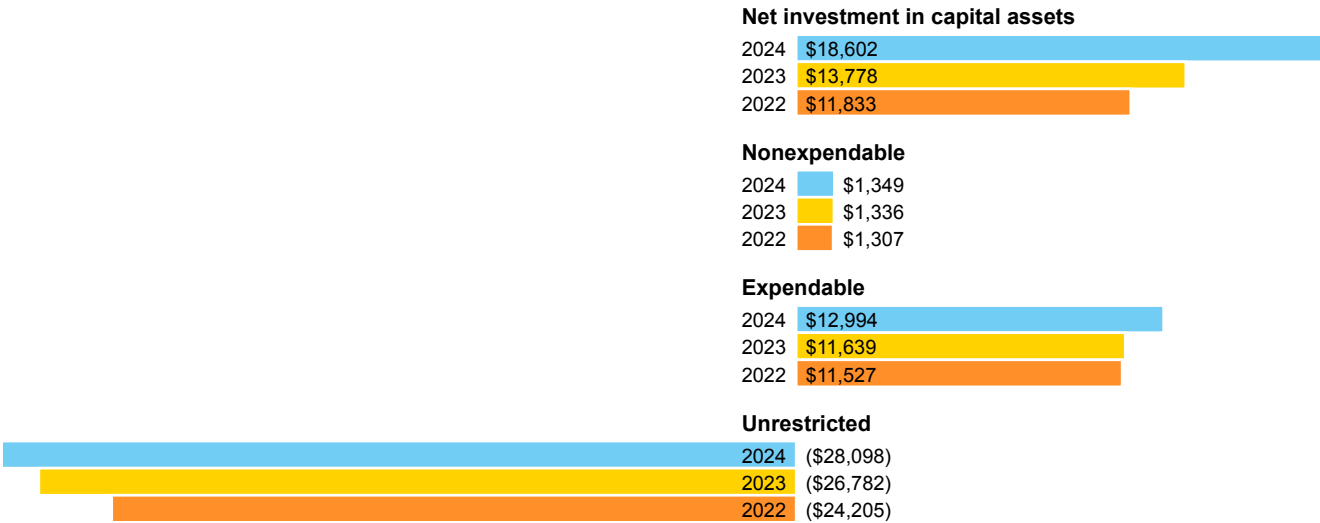
Deferred inflows of resources

Deferred inflows of resources are related to the University’s service concession arrangements, gains on debt refunding, sales of certain future patent royalty revenues, changes in the estimated future value of irrevocable split-interest agreements and certain changes in the net pension and net retiree health benefits liabilities. Changes in deferred inflows of resources were primarily due to fluctuations in the net pension liability related to investment market performance and the retiree health liability as a result of changes in the discount rate.

The University’s Net Position

Net position represents the residual interest in the University’s assets and deferred outflows after all liabilities and deferred inflows are deducted. The University’s net position was \$4.8 billion in 2024 compared to \$0.0 billion in 2023 and \$0.5 billion in 2022. Net position is reported in the following categories: net investment in capital assets, restricted nonexpendable, restricted expendable and unrestricted, which are presented in **Display 4**.

Display 4: The University’s Net Position (in millions of dollars)



Net investment in capital assets

The portion of net position invested in capital assets, net of accumulated depreciation and the related outstanding debt used to finance the acquisition, construction or improvement of these capital assets, was \$18.6 billion in 2024 compared to \$13.8 billion in 2023 and \$11.8 billion in 2022. To support its growth, the University continues to invest in its physical facilities, and financing with debt is used for a significant portion of the investments. Net investment in capital assets increased by \$4.8 billion and \$1.9 billion in 2024 and 2023, respectively, as the University continues to invest in its physical facilities.

Restricted nonexpendable

Restricted nonexpendable net position includes the corpus of the University's permanent endowments as well as minority interests. In 2024 and 2023, the increase in restricted nonexpendable net position was principally due to the receipt of new gifts.

Restricted expendable

Restricted expendable net position is subject to externally imposed restrictions governing its use. Restricted expendable net position may be spent only in accordance with the restrictions placed upon it and may include endowment income and gains, subject to the University's spending policy; support received from gifts, state or federal appropriations; and trustee-held investments. The increases or decreases in restricted expendable funds are principally due to the timing of spending restricted gifts and endowment income and gains.

Unrestricted

Net position that is not subject to externally imposed restrictions governing its use is classified as unrestricted for financial reporting purposes. Unrestricted net position is negative due primarily to obligations for pension and retiree health benefits exceeding University assets available to pay such obligations. Although unrestricted net position is not subject to externally imposed restrictions, substantially all of the University's unrestricted net position is allocated for academic and research initiatives or programs, for capital projects or for other purposes.

The University's Results of Operations

The statements of revenues, expenses and changes in net position present the University's operating results and indicate whether the financial condition has improved or deteriorated. In accordance with GASB requirements, certain significant revenues relied upon and budgeted for fundamental operational support of the core instructional mission of the University are required to be recorded as nonoperating revenues, including state educational appropriations, private gifts and investment income. A summarized comparison of the operating results for 2024, 2023 and 2022, arranged in a format that matches the revenue supporting the primary activities of the University with the expenses associated with these primary activities, is shown on page 12 in **Table MDA.3**.

Table MDA. 3: The University's Results of Operations *(in millions of dollars)*

Primary activities	2024 Operating	2024 Non- operating	2024 Total	2023 Operating	2023 Non- operating	Total	2022 Operating	2022 Non- operating	2022 Total
Revenues									
Student tuition and fees, net	\$5,663		\$5,663	\$5,515		\$5,515	\$5,441		\$5,441
State educational appropriations		\$4,714	4,714		\$4,387	4,387		\$4,297	4,297
Direct government grants		5	5		128	128		843	843
Federal Pell Grants		442	442		448	448		444	444
Grants and contracts, net	8,403		8,403	7,615		7,615	7,055		7,055
Medical centers, net	22,051	72	22,123	19,160	42	19,202	17,467	40	17,507
Educational activities, net	6,188		6,188	5,890		5,890	5,351		5,351
Auxiliary enterprises, net	2,018		2,018	1,851		1,851	1,646		1,646
Department of Energy laboratories	1,190		1,190	1,147		1,147	1,031		1,031
Private gifts, net		2,024	2,024		1,826	1,826		1,737	1,737
Other revenues	1,045	1,718	2,763	1,024	1,168	2,192	904	632	1,536
Revenues supporting primary activities	46,558	8,975	55,533	42,202	7,999	50,201	38,895	7,993	46,888
Expenses									
Salaries and wages	24,444		24,444	21,880		21,880	19,887		19,887
Pension benefits	3,375		3,375	4,892		4,892	4,338		4,338
Retiree health benefits	994		994	1,108		1,108	1,238		1,238
Other employee benefits	5,810		5,810	5,213		5,213	4,615		4,615
Scholarships and fellowships	964		964	893		893	1,182		1,182
Supplies and materials	6,410		6,410	5,922		5,922	5,361		5,361
Depreciation and amortization	3,202		3,202	2,830		2,830	2,695		2,695
Department of Energy laboratories	1,147		1,147	1,104		1,104	991		991
Interest expense		1,226	1,226		1,158	1,158		1,130	1,130
Other expenses	8,356	(217)	8,139	7,327	58	7,385	7,033		7,033
Expenses associated with primary activities	54,702	1,009	55,711	51,169	1,216	52,385	47,340	1,130	48,470
Income (loss) from primary activities	(\$8,144)	\$7,966	(\$178)	(\$8,967)	\$6,783	(\$2,184)	(\$8,445)	\$6,863	(\$1,582)
Other nonoperating activities									
Net appreciation (depreciation) in fair value of investments			4,294			1,218			(3,149)
(Loss) before other changes in net position			4,116			(966)			(4,731)
Other changes in net position									
State capital appropriations			106			105			1
Capital gifts and grants, net			648			340			311
Additions to permanent endowments			20			30			31
Change in net position			4,890			(491)			(4,388)
Net position									
Beginning of year, as previously reported			(29)			462			4,850
Change in reporting entity			(11)						
Beginning of year, as restated			(40)			462			4,850
End of year			\$4,850			(\$29)			\$462

Revenues Supporting Core Activities

Revenues to support the University’s primary activities, including those classified as nonoperating revenues, were \$55.5 billion, \$50.2 billion and \$46.9 billion in 2024, 2023 and 2022, respectively. These diversified sources of revenue increased by \$5.3 billion in 2024 and \$3.3 billion in 2023.

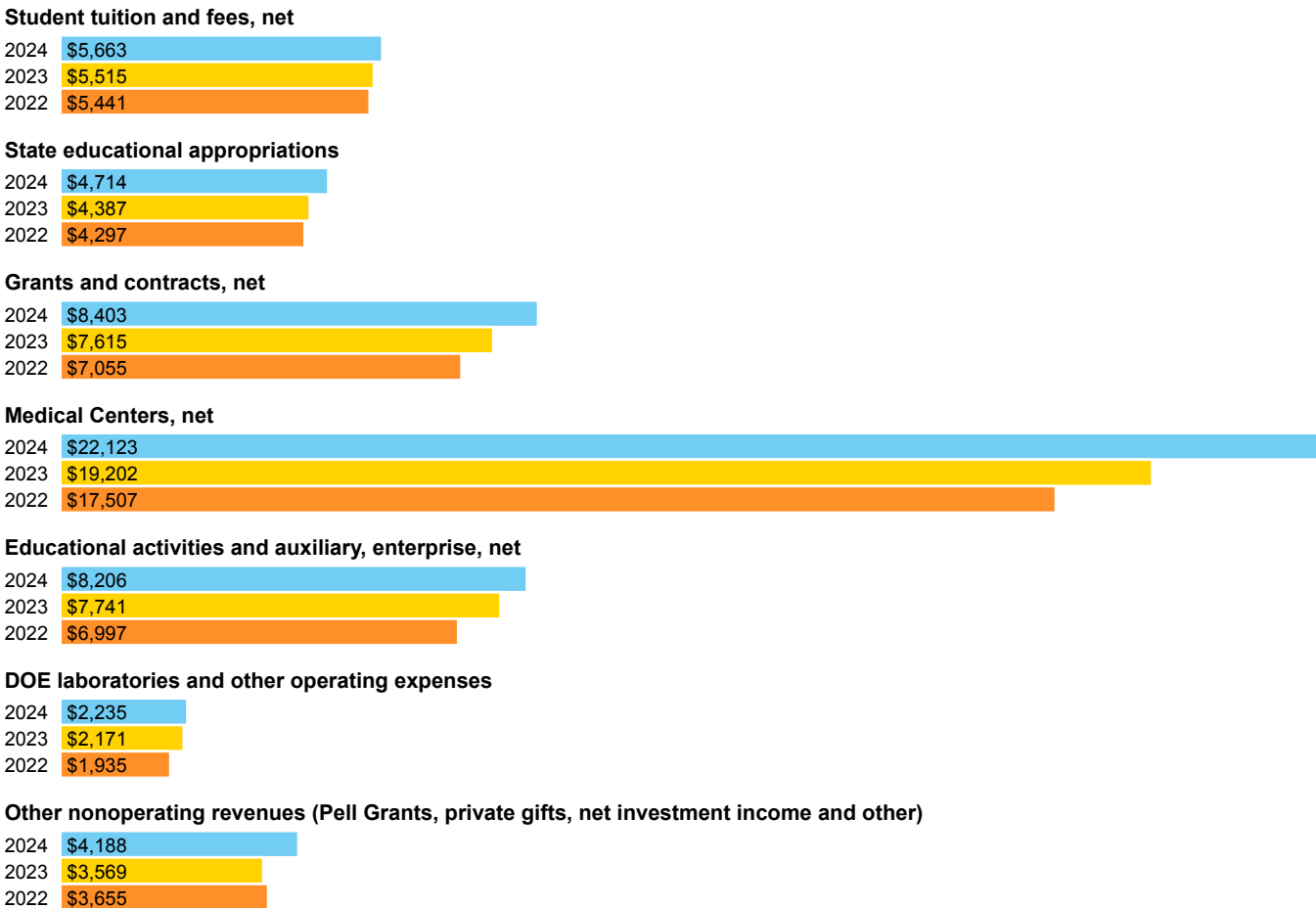
The state of California’s educational appropriations, in conjunction with student tuition and fees, are the main components that support the instructional mission of the University. Grants and contracts provide opportunities for undergraduate and graduate students to participate in basic research alongside some of the most prominent researchers in the country.

Gifts to the University allow crucial flexibility to faculty for support of their fundamental activities or new academic initiatives. Other significant revenues are from medical centers, educational activities and auxiliary enterprises such as student housing, food service operations and parking.

Revenues by category for 2024, 2023 and 2022 are presented in **Display 5**.

A major financial strength of the University is its diverse source of revenues, including those from student fees, federally sponsored grants and contracts, medical centers, the state of California, private support and auxiliary enterprises. The variety of fund sources has become increasingly important over the past several years.

Display 5: The University’s Revenues by Category *(in millions of dollars)*



Categories of both operating and nonoperating revenue that supported the University’s primary activities in 2024 are presented in **Display 6**.

Student tuition and fees, net

Net student tuition and fees were \$5.7 billion, \$5.5 billion and \$5.4 billion in 2024, 2023 and 2022, respectively. Scholarship allowances, or financial aid, are the difference between the stated charge for tuition and fees and the amount that is paid by the student and third parties on behalf of the student. Scholarship allowances, netted against student tuition and fees, were \$1.5 billion in each of 2024, 2023 and 2022, respectively. Student tuition and fees, net of scholarship allowances, increased by \$148.6 million in 2024 and by \$74.4 million in 2023, respectively.

In 2023–24, the University enrolled its largest-ever cohort of California resident first-year students, contributing to an increase of 6,538 full-time equivalent (FTE) resident undergraduates compared to the previous year, and an increase of 7,788 FTE over 2021–22, on par with the growth goal of 7,800 FTE included in the Budget Act of 2023. Consistent with the Tuition Stability Plan approved by the Regents in July 2021, which authorizes increases to mandatory systemwide fees applicable to the incoming cohort of undergraduate students, undergraduates who first enrolled in 2024–25 are assessed a mandatory tuition level that is 4.97% higher than the prior cohort. For graduate students in state-supported programs, adjustments to mandatory tuition and fees are pegged to the rate of inflation beginning with the 2022–23 academic year. Professional Degree Supplemental Tuition varies

by discipline, with fee levels approved on a regular interval as existing plans expire; the latest increases for certain programs were approved by the Regents for 2024.

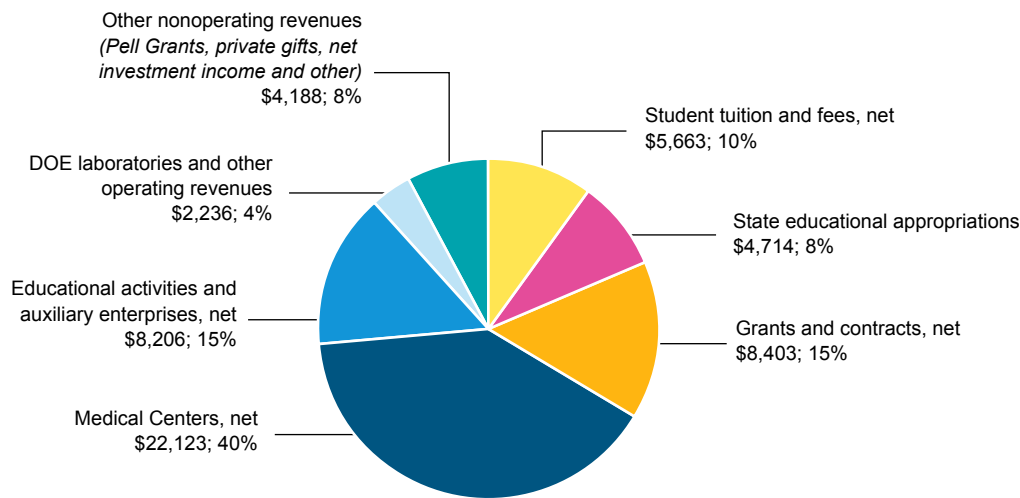
State educational appropriations

Educational appropriations from the state of California were \$4.7 billion, \$4.4 billion and \$4.3 billion in 2024, 2023 and 2022, respectively. State educational appropriations increased by \$0.3 billion and \$0.1 billion in 2024 and 2023 due to a restoration of state support cut during prior years, a further base budget increase and new one-time funds for deferred maintenance and other purposes.

Direct government grants

The University received funds under certain provisions of the American Rescue Plan Act (ARPA) and CARES Act to minimize the impacts of lost revenues and increased expenses related to COVID-19. The campuses received \$70.6 million and \$642.7 million in 2023 and 2022, respectively, in grants to provide emergency financial aid to students and to mitigate the impacts of lost revenue and additional technology expenses associated with moving to online education. The medical centers received \$57.3 million and \$52.8 million in 2023 and 2022, respectively, in CARES Act provider relief funding for lost health care revenues and additional expenses for treating patients with COVID-19. In 2022, the medical centers received designated public hospital grants of \$147.9 million in support of their health care expenditures.

Display 6: The University’s Operating and Nonoperating Revenues in 2024 *(in millions of dollars)*



Grants and contracts, net

Revenue from federal, state, private and local government grants and contracts, including facilities and administration cost recovery of \$1.7 billion, \$1.6 billion and \$1.4 billion in 2024, 2023 and 2022, respectively, was \$8.4 billion, \$7.6 billion and \$7.1 billion in 2024, 2023 and 2022, respectively.

In 2024, federal grants and contracts revenue increased \$374.0 million, or 8.5 percent, compared to 2023. In 2023, federal grants and contracts revenue increased \$338.0 million, or 8.3 percent, compared to 2022. Federal grants and contracts include federal facilities and administrative cost recovery of \$1.1 billion, \$1.1 billion and \$981.0 million in 2024, 2023 and 2022, respectively. Changes in the federal budget impact the University's revenue from federal grants and contracts. Grants and contracts revenue, including grants for research related to COVID-19 in 2024, 2023 and 2022, is from a variety of federal agencies as indicated in **Table MDA.4**.

Medical centers, net

Medical center revenue, net of allowances, increased \$2.9 billion, or 15.2 percent, in 2024 and \$1.7 billion, or 9.7 percent, in 2023. Revenue growth in 2024 and 2023 was the result of increases in both inpatient and outpatient volumes.

Educational activities and auxiliary enterprises, net

Revenue from educational activities, primarily medical professional fees, net of allowances, increased by \$297.8 million, or 5.1 percent, in 2024 and \$538.9 million, or 10.1 percent, in 2023, due to higher patient volumes.

Auxiliary enterprises include housing, food service, parking, bookstores, student centers, unions and child-care centers. Revenue from auxiliary enterprises, net of allowances, increased by \$167.2 million, or 9.0 percent, in 2024 and by \$204.3 million, or 12.4 percent, in 2023 in line with the University's initiative to expand campus housing while minimizing increases in housing costs for students.

Table MDA.4: Grants and Contracts Revenue Sources *(in millions of dollars)*

Sources	2024	2023	2022
Department of Health and Human Services	\$2,962	\$2,808	\$2,595
National Science Foundation	568	566	532
Department of Education	142	92	94
Department of Defense	320	306	312
National Aeronautics and Space Administration	141	142	114
Department of Energy (excluding national laboratories)	187	175	155
Other federal agencies	441	298	247
Federal grants and contracts net revenue	\$4,761	\$4,387	\$4,049

Expenses associated with primary activities

Expenses associated with the University's primary activities, including those classified as nonoperating expenses, were \$55.7 billion, \$52.4 billion and \$48.5 billion in 2024, 2023 and 2022, respectively. These expenses increased in 2024 by \$3.3 billion and in 2023 by \$3.9 billion. The University's operations continued to grow, principally at the medical centers, and expenses


increased consistent with the overall growth in operations. Pension expenses have caused significant fluctuations in total expenses due to the performance of the financial markets. Retiree health benefits expenses decreased in 2024 and 2023 due to the changes in the discount rate. Expenses in the various categories are presented in **Display 7**. Categories of both operating and nonoperating expenses related to the University's primary activities in 2024 are shown on page 17 in **Display 8**.

Display 7: The University's Expenses by Category *(in millions of dollars)*

Salaries and wages



Pension benefits



Retiree health benefits



Other employee benefits



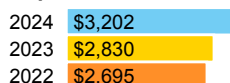
Scholarships and fellowships



Supplies and materials



Depreciation and amortization



DOE laboratories, utilities and other operating expenses



Interest expense and other nonoperating expenses



Salaries and benefits

Approximately two-thirds of the University's expenses are related to salaries and benefits. There were 197,400 full-time equivalent (FTE) employees in 2024, excluding employees who were associated with LBNL, whose salaries and benefits were included as laboratory expenses, as compared to 189,700 FTEs in 2023. Total salaries and benefits expense increased by 4.6 percent in 2024, primarily driven by the increase in salaries and wages of \$2.6 billion and pension expense of \$(1.5) billion. Total salaries and benefits expense increased by 10.0 percent in 2023, primarily driven by the increase in salaries and wages of 2.0 billion and pension expense of \$.6 billion.

In 2024, salaries increased by 11.7 percent, comprised of an increase of 4.1 percent in the number of FTEs and a 7.4 percent increase in the average salary per FTE. In 2024, employee benefits, excluding pension and retiree health benefits, increased by \$597.4 million, or 11.5 percent. Pension expense decreased by \$1.5 billion due to changes in actuarial assumptions related to the experience study. Retiree health benefits expense decreased by \$114.0 million or 10.3 percent due to an increase in the discount rate.

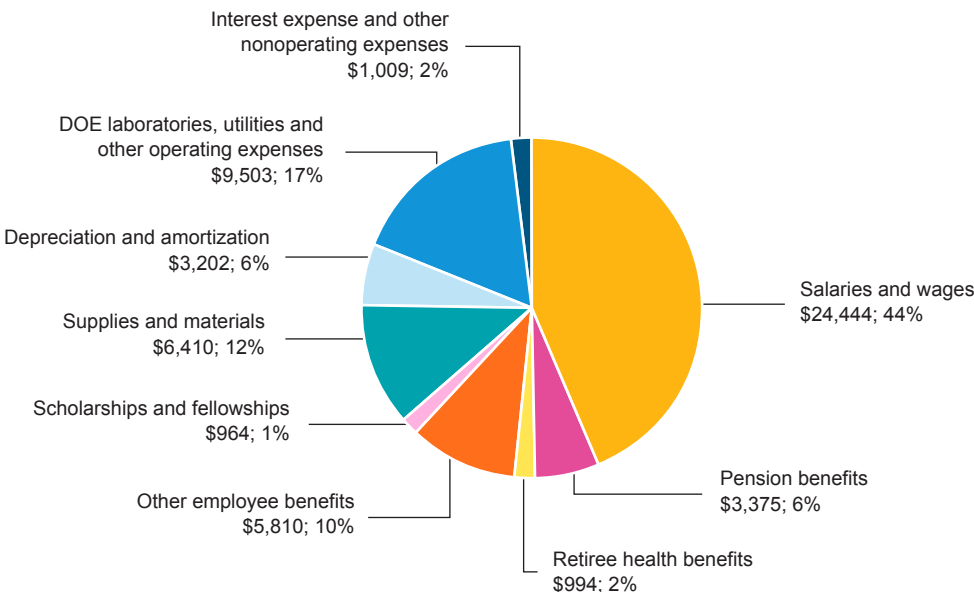
In 2023, salaries increased by 10.0 percent, comprised of an increase of 5.3 percent in the number of FTEs and a 4.5 percent increase in the average salary per FTE. In 2023, employee benefits, excluding pension and retiree health benefits, increased by \$597.7 million, or 13 percent. Pension expense increased by \$0.6 billion due to changes in actuarial assumptions

related to the experience study. Retiree health benefits expense decreased by \$130.2 million or 10.5 percent due to an increase in the discount rate.

Scholarships and fellowships

The University places a high priority on student financial aid as part of its commitment to affordability. The University's practice is to minimize the impact of cost increases on first-generation and low-income students. Financial aid in all forms awarded by the University was \$2.8 billion, \$2.7 billion and \$2.9 billion in 2024, 2023 and 2022, respectively. Scholarship allowances which are netted against student tuition and fees were \$1.8 billion, \$1.8 billion and \$1.7 billion in 2024, 2023 and 2022, respectively. Scholarships and fellowships expense, representing payments of financial aid made directly to students and reported as an operating expense were \$1.0 billion, \$0.9 billion and \$1.2 billion in 2024, 2023 and 2022, respectively. On a combined basis, as the University continues its commitment to provide financial support for needy students, financial aid in all forms increased by \$0.1 million, or 3.1 percent, in 2024 as compared to 2023, and by \$0.2 million, or 8.3 percent, in 2023 as compared to 2022. Increases in financial aid, scholarships and fellowships are consistent with increases in enrollment, tuition, fees and housing costs. Financial aid includes direct payments to students of \$0 million, \$19.5 million and \$333.0 million in 2024, 2023 and 2022, respectively, related to funds received under the CARES Act.

Display 8: Expenses Related to Primary Activities in 2024 *(in millions of dollars)*



Supplies and materials

In recent years, there has been inflationary pressure on the costs for medical supplies and laboratory instruments and higher costs for general supplies necessary to support expanded medical patient volumes. The University continues to find opportunities to manage the costs of supplies and materials. During 2024 and 2023, supplies and materials costs increased by \$487.9 million, or 8.2 percent and \$560.9 million, or 10.5 percent, respectively. The largest increases occurred at the medical centers due to increased patient volumes. In 2024 and 2023, supplies costs increased for research activities related to increased federal contract and grant activities.

Other expenses

Other expenses consist of a variety of expense categories, including travel, rent, insurance, legal settlements and repairs and maintenance, plus any gain or loss on disposals of capital assets and other nonoperating expenses.

Operating gains and losses

In accordance with GASB's reporting standards, operating losses were \$8.1 billion, \$9.0 billion and \$8.4 billion in 2024, 2023 and 2022, respectively. The operating losses in 2024, 2023 and 2022 were offset by \$8.0 billion, \$6.8 billion and \$6.9 billion, respectively, of net nonoperating revenue that supports primary operating activities of the University. Expenses exceeded revenues associated with primary activities by \$0.2 billion, \$2.2 billion and \$1.6 billion in 2024, 2023 and 2022, respectively. These fluctuations have been primarily driven by changes in pension and retiree health benefits expenses.

Other nonoperating activities

The University's other nonoperating activities, consisting of net appreciation or depreciation in the fair value of investments, are noncash transactions and, therefore, are not available to support operating expenses. In 2024 and 2023, the University recognized net appreciation in the fair value of investments of \$4.3 billion and \$1.2 billion, respectively. In 2022, the University recognized net depreciation in the fair value of investments of \$(3.1) billion. The University's portfolio returns fluctuate with the overall performance in the investment markets. In 2022, the University recognized net depreciation in the fair value of investments of \$(3.1) billion.

Other changes in net position

Similar to other nonoperating activities discussed above, other changes in net position are also not available to support the University's operating expenses in the current year. State capital appropriations and capital gifts and grants may only be used for the purchase or construction of the specified capital assets. Only income earned from gifts of permanent endowments is available in future years to support the specified program.

Looking Forward — Factors Impacting Future Periods

Governor Newsom signed Senate Bill 108 on June 29, 2024. This bill, together with Assembly Bill 107, which the Governor signed on June 26, constitute the Budget Act of 2024. For 2024–25, State funding allocated to the University totals \$4.9 billion, including \$134.8 million in new, ongoing funding (an increase of 2.9 percent over 2023–24) and \$2.4 million of one-time funding for research at the Nutrition Policy Institute in Agriculture and Natural Resources.

The budget provides the University with an increase of \$227.8 million, consistent with the multi-year compact, \$31.0 million for the replacement of nonresident students with resident undergraduates at the Berkeley, Los Angeles, and San Diego campuses, and \$14.5 million to cover debt service costs for a medical educational building at the Merced campus. However, the budget also reflects a reduction of \$125 million to the University's base budget and reduces support for Graduate Medical Education programming by \$13.5 million.

The Budget Act reflects the third year of the Governor's multi-year compact with the University. Under the compact, the Governor will propose annual base budget increases of five percent for the University in 2022–23 through 2026–27. The University, in turn, has committed to specific and ambitious goals related to increasing access to the University of California, improving student success and advancing equity, increasing the affordability of a UC education, increasing intersegmental collaboration, supporting workforce preparedness and providing access to online course offerings.

The University's medical centers continue to face financial and competitive challenges in their regional markets, along with the added costs and responsibilities related to their function as academic institutions. The demand for health care services and the cost of providing them continue to increase significantly. In addition to the rising costs of salaries, benefits and medical supplies faced by hospitals across the state, along with the costs of maintaining and upgrading facilities, the University's medical centers also face additional costs associated with seismic retrofitting, new technologies, biomedical research, the education and training of health care professionals and the care for a significant share of the medically underserved in California. Other than Medicare and Medi-Cal (California's Medicaid program), health insurance payments do not recognize the added cost of teaching in academic medical centers. The growth in costs of the publicly funded programs and health care reform will likely continue to reduce rates or limit payment growth, placing downward pressure on operating results for the medical centers.

The University must have a wide range of facilities to meet its education, research and public service goals and continues to assess its long-term capital requirements. Support for the University's capital program is expected to be provided from a combination of sources, including the state of California, external financing, gifts and other sources.

Cautionary Note Regarding Forward-Looking Statements

Certain information provided by the University, including written as outlined above or oral statements made by its representatives, may contain forward-looking statements as defined in the Private Securities Litigation Reform Act of 1995. All statements, other than statements of historical facts, which address activities, events or developments that the University expects or anticipates will or may occur in the future contain forward-looking information.

In reviewing such information, it should be kept in mind that actual results may differ materially from those projected or suggested in such forward-looking information. This forward-looking information is based upon various factors and was derived using various assumptions. The University does not undertake to update forward-looking information contained in this report or elsewhere to reflect actual results, changes in assumptions or changes in other factors affecting such forward-looking information.

Financial Statements

Statements of Net Position At June 30, 2024 and 2023

(in thousands of dollars)

Description	University of California 2024	University of California 2023	Campus Foundations 2024	Campus Foundations 2023
Assets				
Cash and cash equivalents	\$510,362	\$549,988	\$255,142	\$272,370
Short-term investments	5,105,163	9,946,972	1,562,469	1,788,817
Investment of cash collateral	2,203,923	1,833,062		
Investments held by trustees	179,524	345,834		
Accounts receivable, net	8,226,291	6,929,913	30,332	39,999
Pledges receivable, net	29,061	34,964	311,690	307,168
Current portion of notes and mortgages receivable, net	31,000	66,737		
Inventories	438,656	397,407		
Department of Energy receivable	222,359	178,365		
Other current assets	588,283	598,977	11,972	2,655
Current assets	17,534,622	20,882,219	2,171,605	2,411,009
Investments	34,809,290	27,662,435	14,440,926	13,035,528
Investment of cash collateral	95,416	80,824		
Investments held by trustees	164,374	99,091		
Pledges receivable, net	41,250	18,800	1,260,430	1,343,530
Notes and mortgages receivable, net	448,105	329,987	250	250
Department of Energy receivable	1,232,727	1,355,389		
Capital assets, net	48,572,417	43,803,907		
Other noncurrent assets	1,213,812	1,143,371	171,717	107,575
Noncurrent assets	86,577,391	74,493,804	15,873,323	14,486,883
Total assets	104,112,013	95,376,023	18,044,928	16,897,892
Deferred outflows of resources	6,570,718	7,694,282		
Liabilities				
Accounts payable	3,218,340	3,579,443	16,669	23,879
Accrued salaries	1,817,454	805,549		
Employee benefits	1,470,455	1,026,661		
Unearned revenue	2,162,184	1,943,846	20,279	39,440
Collateral held for securities lending	2,299,343	1,913,858		
Commercial paper	1,587,500	885,000		
Current portion of long-term debt	3,113,605	2,602,168		
Department of Energy laboratories' liabilities	233,294	189,122		
Other current liabilities	3,041,403	2,623,851	100,363	139,675
Current liabilities	18,943,578	15,569,498	137,311	202,994
Federal refundable loans	174,486	161,866		
Self-insurance	1,632,855	1,392,511		
Obligations under life income agreements	32,491	32,891	136,581	135,177
Long-term debt	33,208,243	32,853,607		
Net pension liability	17,494,965	20,385,317		
Net retiree health benefits liability	20,911,103	22,327,431		
Other noncurrent liabilities	822,166	881,779	45,319	44,130
Noncurrent liabilities	74,276,309	78,035,402	181,900	179,307
Total liabilities	93,219,887	93,604,900	319,211	382,301
Deferred inflows of resources	12,615,883	9,494,694	250,743	210,622
Net position				
Net investment in capital assets	18,601,613	13,777,714		
Restricted: Nonexpendable: Endowments and gifts	1,316,568	1,290,807	7,424,469	6,907,145
Restricted: Nonexpendable: Reserved for minority interests	32,591	45,436		
Restricted: Expendable	12,994,201	11,639,236	8,616,153	8,067,172
Unrestricted	(28,098,012)	(26,782,482)	1,434,352	1,330,652
Total net position	\$4,846,961	(\$29,289)	\$17,474,974	\$16,304,969

See accompanying notes to financial statements.

Statements of Revenues, Expenses and Changes in Net Position

Years ended June 30, 2024 and 2023 (in thousands of dollars)

Description	University of California 2024	University of California 2023	Campus Foundations 2024	Campus Foundations 2023
Operating revenues				
Student tuition and fees, net	\$5,663,450	\$5,514,899		
Grants and contracts, net: Federal	4,760,611	4,387,081		
Grants and contracts, net: State	857,440	793,594		
Grants and contracts, net: Private	2,312,299	1,984,963		
Grants and contracts, net: Local	473,056	449,279		
Medical centers, net	22,050,727	19,160,460		
Educational activities, net	6,187,696	5,889,864		
Auxiliary enterprises, net	2,018,183	1,850,937		
Department of Energy laboratories	1,190,174	1,147,115		
Campus foundation private gifts			\$1,298,412	\$2,241,726
Other operating revenues, net	1,045,359	1,024,373	745	2,165
Total operating revenues	46,558,995	42,202,565	1,299,157	2,243,891
Operating expenses				
Salaries and wages	24,444,384	21,879,739		
Pension benefits	3,375,398	4,891,821		
Retiree health benefits	994,256	1,108,240		
Other employee benefits	5,810,379	5,213,015		
Supplies and materials	6,410,253	5,922,349		
Depreciation and amortization	3,202,066	2,829,698		
Department of Energy laboratories	1,146,576	1,104,266		
Scholarships and fellowships	963,827	892,943		
Utilities	422,983	529,740		
Campus foundation grants			1,903,810	1,846,139
Other operating expenses	7,933,306	6,797,133	46,961	50,307
Total operating expenses	54,703,428	51,168,944	1,950,771	1,896,446
Operating income (loss)	(8,144,433)	(8,966,379)	(651,614)	347,445
Nonoperating revenues (expenses)				
State educational appropriations	4,713,643	4,387,338		
State hospital fee grants	71,774	41,883		
Direct government grants	5,141	127,874		
Build America Bonds federal interest subsidies	48,085	53,834		
Federal Pell Grants	441,616	447,641		
Private gifts, net	2,023,566	1,825,635		
Investment income: Short term investment pool and other, net	678,208	711,486		
Investment income: Endowment, net	149,340	302,891		
Investment income: Securities lending, net	(14,154)	(8,420)		
Investment income: Campus foundations			183,114	137,383
Investment income: Net appreciation in fair value of investments	4,293,507	1,218,317	1,180,425	772,813
Interest expense	(1,225,704)	(1,158,643)		
Gain (loss) on disposal of capital assets	217,043	(58,211)		
Other nonoperating revenues	856,197	108,240	61	61
Net nonoperating revenues (expenses)	12,258,262	7,999,865	1,363,600	910,257
Income (loss) before other changes in net position	4,113,829	(966,514)	711,986	1,257,702
Other changes in net position				
Capital gifts and grants	647,560	339,658		
State capital appropriations	105,714	105,328		
Additions to permanent endowments	20,428	30,416	458,019	437,814
Change in net position	4,887,531	(491,112)	1,170,005	1,695,516
Net position				
Beginning of year	(29,289)	461,823	16,304,969	14,609,453
Change to or within financial reporting entity	(11,281)			
Beginning of year, restated	(40,570)	461,823	16,304,969	14,609,453
End of year	\$4,846,961	(\$29,289)	\$17,474,974	\$16,304,969

See accompanying notes to financial statements.

Statements of Cash Flows

Years ended June 30, 2024 and 2023 (in thousands of dollars)

Description	University of California 2024	University of California 2023
Cash flows from operating activities		
Student tuition and fees	\$5,789,726	\$5,512,640
Grants and contracts	7,290,492	7,776,067
Medical centers	21,364,069	18,680,849
Educational activities	6,077,254	5,819,997
Auxiliary enterprises	1,996,689	1,866,352
Collection of loans from students and employees	158,809	8,681
Payments to employees	(23,624,242)	(23,214,793)
Payments to suppliers and utilities	(14,175,643)	(12,948,944)
Payments for pension benefits	(3,047,569)	(2,701,794)
Payments for retiree health benefits	(518,495)	(432,897)
Payments for other employee benefits	(4,914,804)	(4,254,948)
Payments for scholarships and fellowships	(963,827)	(892,943)
Loans issued to students and employees	(241,189)	(8,747)
Other receipts (payments)	809,031	(1,106,820)
Net cash used by operating activities	(3,999,699)	(5,897,300)
Cash flows from noncapital financing activities		
State educational appropriations	4,712,940	4,411,505
Federal Pell Grants	437,644	450,181
Direct government grants	5,141	127,874
State hospital fee grants	71,774	41,883
Gifts received for other than capital purposes: Private gifts for endowment purposes	90,745	31,391
Gifts received for other than capital purposes: Other private gifts	1,975,417	1,831,605
Receipt of retiree health contributions from UCRP	130,407	127,772
Payment of retiree health contributions to UCRHBT	(133,042)	(169,201)
Receipts from UCRHBT	442,314	416,594
Payments for retiree health benefits made on behalf of UCRHBT	(471,928)	(433,424)
Student direct lending receipts	529,656	531,156
Student direct lending payments	(446,260)	(529,178)
Commercial paper financing: Proceeds from issuance	786	807
Commercial paper financing: Payments of principal	(24,351)	(8,208)
Interest paid on debt	(37,990)	(37,694)
Other receipts	557,560	176,877
Net cash provided by noncapital financing activities	7,840,813	6,969,940
Cash flows from capital and related financing activities		
Commercial paper financing: Proceeds from issuance	1,567,884	981,662
Commercial paper financing: Payments of principal	(841,819)	(1,034,262)
Commercial paper financing: Interest paid	(34,703)	(24,292)
State capital appropriations	105,651	104,028
Build America Bonds federal interest subsidies	52,835	75,124
Capital gifts and grants	82,846	280,892
Proceeds from debt issuance	3,771,001	3,566,604
Proceeds from the sale of capital assets	28,210	11,698
Purchase of capital assets	(6,030,397)	(4,115,155)
Cash paid for acquisitions, net of cash acquired	(1,477,462)	
Refinancing or prepayment of outstanding debt	(2,081,989)	(2,429,970)
Scheduled principal paid on debt	(1,110,538)	(1,013,537)
Interest paid on debt	(885,727)	(1,147,279)
Other receipts	376,865	79,108
Net cash used by capital and related financing activities	(6,477,343)	(4,665,379)

See accompanying notes to financial statements.

Statements of Cash Flows

Years ended June 30, 2024 and 2023 (in thousands of dollars) continued

Description	University of California 2024	University of California 2023
Cash flows from investing activities		
Proceeds from sales and maturities of investments	\$152,848,128	\$249,716,361
Purchase of investments	(151,346,808)	(247,548,563)
Investment income, net of investment expenses	1,095,283	894,164
Net cash provided by investing activities	2,596,603	3,061,962
Net change in cash and cash equivalents	(39,626)	(530,777)
Cash and cash equivalents, beginning of year	549,988	1,080,765
Cash and cash equivalents, end of year	\$510,362	\$549,988
Reconciliation of operating loss to net cash used by operating activities		
Operating loss	(\$8,144,433)	(\$8,966,379)
Adjustments to reconcile operating loss to net cash used by operating activities:		
Depreciation and amortization expense	3,202,066	2,829,698
Allowance for uncollectible accounts	852,879	424,388
Loss on impairment of capital assets	48,675	45,090
Changes in assets and liabilities:		
Investments held by trustees	(26,604)	(1,754)
Accounts receivable	(2,543,199)	(1,540,592)
Inventories	(41,249)	(14,724)
Other assets	(136,655)	(190,932)
Accounts payable	623,035	129,048
Accrued salaries	1,011,905	(587,205)
Employee benefits	483,865	(328,700)
Unearned revenue	(32,572)	21,570
Department of Energy	122,840	(22,380)
Self-insurance	451,555	(336,579)
Net pension liability	252,614	2,200,393
Net retiree health benefits liability	306,646	596,235
Other liabilities	(431,067)	(154,477)
Net cash used by operating activities	(\$3,999,699)	(\$5,897,300)
Supplemental noncash activities information		
Capital assets acquired through leases	\$281,952	\$520,974
Capital assets acquired through SBITAs	194,072	85,977
Capital assets acquired with a liability at year end	112,725	208,072
Change in fair value of investments	4,293,507	1,218,317
Change in fair value of interest rate swaps classified as hedging derivatives	8,693	67,016
Gifts of capital assets	496,076	58,699
Other noncash gifts	22,221	19,889
Beneficial interests in irrevocable split-interest agreements administered by third parties	12	4,077

See accompanying notes to financial statements.

Fiduciary Financial Statements

Statements of Fiduciary Net Position

At June 30, 2024 and 2023 (in thousands of dollars)

Description	University of California Retirement System (UCRS) 2024	University of California Retirement System (UCRS) 2023	University of California Retiree Health Benefit Trust (UCRHBT) 2024	University of California Retiree Health Benefit Trust (UCRHBT) 2023	Total UCRS and UCRHBT 2024	Total UCRS and UCRHBT 2023	Custodial External Investment Pool Funds 2024	Custodial External Investment Pool Funds 2023
Assets								
Investments	\$134,618,075	\$118,799,215	\$196,916	\$176,766	\$134,814,991	\$118,975,981	\$630,465	\$595,102
Participants' interests in mutual funds	2,921,181	2,372,880			2,921,181	2,372,880		
Investment of cash collateral	13,310,868	8,621,760			13,310,868	8,621,760		
Participant 403(b) loans	225,426	202,344			225,426	202,344		
Accounts receivable:								
Contributions from University and affiliates	224,866	69,525	37,249	31,674	262,115	101,199		
Investment income	116,650	223,237			116,650	223,237		
Security sales and other	614,202	904,019	888	825	615,090	904,844		
Prepaid insurance premiums			1,847	2,799	1,847	2,799		
Total assets	152,031,268	131,192,980	236,900	212,064	152,268,168	131,405,044	630,465	595,102
Liabilities								
Payable to University			11,014	19,240	11,014	19,240		
Payable for securities purchased	323,960	562,797			323,960	562,797		
Member withdrawals, refunds and other payables	534,850	164,675			534,850	164,675		
Collateral held for securities lending	13,310,851	8,621,741			13,310,851	8,621,741		
Total liabilities	14,169,661	9,349,213	11,014	19,240	14,180,675	9,368,453	—	—
Net position held in trust								
Members' defined benefit plan benefits	98,764,294	88,262,774			98,764,294	88,262,774		
Participants' defined contribution plan benefits	39,097,313	33,580,993			39,097,313	33,580,993		
Retiree health benefits			225,886	192,824	225,886	192,824		
Custodial external investment pool funds							630,465	595,102
Total net position held in trust	\$137,861,607	\$121,843,767	\$225,886	\$192,824	\$138,087,493	\$122,036,591	\$630,465	\$595,102

See accompanying Notes to Financial Statements.

Statement of Changes in Fiduciary Net Position

Years ended June 30, 2024 and 2023 (in thousands of dollars)

Description	University of California Retirement System (UCRS) 2024	University of California Retirement System (UCRS) 2023	University of California Retiree Health Benefit Trust (UCRHBT) 2024	University of California Retiree Health Benefit Trust (UCRHBT) 2023	Total UCRS and UCRHBT 2024	Total UCRS and UCRHBT 2023	Custodial External Investment Pool Funds 2024	Custodial External Investment Pool Funds 2023
Additions								
Contributions: Members and employees	\$3,516,891	\$3,196,194			\$3,516,891	\$3,196,194		
Contributions: University	3,168,762	2,927,174	\$414,775	\$371,631	3,583,537	3,298,805		
Other							\$353,895	\$254,217
Total contributions	6,685,653	6,123,368	414,775	371,631	7,100,428	6,494,999	353,895	254,217
Investment income (loss), net:								
Net appreciation in fair value of investments	13,883,079	5,808,449			13,883,079	5,808,449	267,343	227,363
Interest, dividends and other investment income	2,958,517	5,562,601	9,987	7,345	2,968,504	5,569,946	11,966	11,750
Securities lending income	197,750	336,928			197,750	336,928		
Securities lending fees and rebates	(193,949)	(326,940)			(193,949)	(326,940)		
Net investment income (loss)	16,845,397	11,381,038	9,987	7,345	16,855,384	11,388,383	279,309	239,113
Total additions, net	23,531,050	17,504,406	424,762	378,976	23,955,812	17,883,382	633,204	493,330
Deductions								
Benefit payments:								
Retirement payments	3,538,126	3,363,060			3,538,126	3,363,060		
Member withdrawals	145,122	141,026			145,122	141,026		
Cost-of-living adjustments	875,875	797,574			875,875	797,574		
Lump sum cash-outs	469,517	369,817			469,517	369,817		
Preretirement survivor payments	61,540	59,756			61,540	59,756		
Disability payments	25,070	24,853			25,070	24,853		
Death payments	11,734	11,360			11,734	11,360		
Participant withdrawals	2,280,368	2,174,893			2,280,368	2,174,893		
Total benefit payments	7,407,352	6,942,339	—	—	7,407,352	6,942,339	—	—
Insurance premiums:								
Insured plans			158,992	148,974	158,992	148,974		
Self-insured plans			187,295	179,276	187,295	179,276		
Medicare Part B reimbursements			39,893	32,521	39,893	32,521		
Total insurance premiums, net			386,180	360,771	386,180	360,771	—	—
Other deductions:								
Plan administration and other expenses	105,858	80,058	5,520	4,855	111,378	84,913		
External investment withdrawals							597,841	355,678
Total other deductions	105,858	80,058	5,520	4,855	111,378	84,913	597,841	355,678
Total deductions	7,513,210	7,022,397	391,700	365,626	7,904,910	7,388,023	597,841	355,678
Change in net position held in trust	16,017,840	10,482,009	33,062	13,350	16,050,902	10,495,359	35,363	137,652
Net position held in trust								
Beginning of year	121,843,767	111,361,758	192,824	179,474	122,036,591	111,541,232	595,102	457,450
End of year	\$137,861,607	\$121,843,767	\$225,886	\$192,824	\$138,087,493	\$122,036,591	\$630,465	\$595,102

See accompanying Notes to Financial Statements.

Notes to Financial Statements

Years ended June 30, 2024 and 2023

1. Organization and Summary of Significant Accounting Policies

Organization

The University of California (the University) was founded in 1868 as a public, state-supported institution. The California State Constitution provides that the University shall be a public trust administered by the corporation, “The Regents of the University of California,” which is vested with full powers of organization and government, subject only to such legislative control necessary to ensure the security of its funds and compliance with certain statutory and administrative requirements. The majority of the 26-member independent governing board (The Regents) are appointed by the governor and approved by the state Senate. Various University programs and capital outlay projects are funded through appropriations from the state’s annual Budget Act. The University’s financial statements are discretely presented in the state’s basic financial statements as a component unit.

Financial Reporting Entity

The University’s financial statements include the 10 campuses, five medical centers, a statewide agricultural extension program and the operations of most student government or associated student organizations as part of the primary financial reporting entity because The Regents has certain oversight responsibilities for these organizations. Organizations that are not significant or for which the University is not financially accountable, such as booster and alumni organizations, are not included in the reporting entity.

Fiat Lux Risk and Insurance Company (Fiat Lux), the University’s wholly owned captive insurance company, is a blended component unit of the University. The Regents is the sole corporate and voting member of Children’s Hospital & Research Center at Oakland (CHRCO), a private, not-for-profit Internal Revenue Code section 501(c)(3) corporation. Children’s Hospital & Research Center Foundation, a not-for-profit public benefit corporation, is organized and operated for the purpose of supporting CHRCO. CHRCO, combined with its foundation, is a blended component unit of the University. In addition, the financial position and operating results of certain other legally separate organizations are included in the University’s financial reporting entity on a blended basis if The Regents is determined to be financially accountable for the organization. These include legally separate organizations that provide research and housing services entirely, or almost entirely, to the University or otherwise exclusively, or almost exclusively, to benefit the University.

The University has 11 legally separate, tax-exempt, affiliated foundations, one for each campus and the Lawrence Berkeley National Laboratory (LBNL). The economic resources received or held by the foundations are entirely for the benefit of the campuses. Because of the nature and significance of their relationship with the University, including their ongoing financial support, the campus foundations are reported under GASB requirements as discretely presented component units of the University.

Specific assets and liabilities and all revenues and expenses associated with LBNL, a major United States Department of Energy (DOE) national laboratory operated and managed by the University under contract directly with the DOE, are included in the accompanying financial statements.

The Regents has fiduciary responsibility for the UCRS, which includes two defined benefit plans, the University of California Retirement Plan (UCRP) and the University of California Voluntary Early Retirement Incentive Plan (UC-VERIP), and four defined contribution plans in the University of California Retirement Savings Program (UCRSP): the Defined Contribution Plan (DC Plan), the Supplemental Defined Contribution Plan (SDC Plan), the Tax-Deferred 403(b) Plan (403(b) Plan) and the 457(b) Deferred Compensation Plan (457(b) Plan). As a result, the UCRS statements of fiduciary net position and changes in fiduciary net position are shown as a fiduciary activity in the University’s financial statements.

The Regents also has fiduciary responsibility for the UCRHBT. As a result, UCRHBT’s statements of fiduciary net position and changes in fiduciary net position are shown as a fiduciary activity in the University’s financial statements. UCRHBT allows certain University locations and affiliates, primarily campuses and medical centers that share the risks, rewards and costs of providing for retiree health benefits, the opportunity to fund such benefits on a cost-sharing basis and to accumulate funds on a tax-exempt basis under an arrangement segregated from University assets. The Regents serves as Trustee of UCRHBT and has the authority to amend or terminate the trust.

Acquisitions

In 2024, the University completed the purchase of six hospitals, physician practice groups, outpatient facilities for its Irvine, Los Angeles and San Diego medical centers, in exchange for \$1.5 billion. The acquisition of these facilities added 1,400 beds and 6,000 employees to expand the University's growing network of clinics and hospitals to better serve patients with safe, timely and equitable access to high-quality health care. The acquired assets became part of the Regents of the University of California.

Basis of Presentation

The financial statements have been prepared in accordance with accounting principles generally accepted in the United States of America, using the economic resources measurement focus and the accrual basis of accounting. The University follows accounting principles issued by the GASB.

Revenues are recorded when earned and expenses are recorded when a liability is incurred, regardless of the timing of related cash flows. As a public institution, the University is considered a special-purpose government engaged primarily in a business-type activity under the provisions of GASB Statements Nos. 34, *Basic Financial Statements—and Management's Discussion and Analysis—for State and Local Governments* and 35, *Basic Financial Statements—and Management's Discussion and Analysis—for Public Colleges and Universities—an amendment of GASB Statement No. 34*. Business type activities are those that are financed in whole or in part by fees charged to external parties for goods or services.

Significant Accounting Policies

The significant accounting policies of the University are as follows:

Cash and cash equivalents. The University and campus foundations consider all balances in demand deposit accounts to be cash. The University classifies all other highly liquid cash equivalents with original maturities less than one year as short-term investments. Certain campus foundations classify their deposits in the University's Short Term Investment Pool (STIP) as cash equivalents.

Investments. Investments are measured and reported at fair value. Securities are generally valued at the last sale price on the last business day of the fiscal year, as quoted on a recognized exchange or by utilizing an industry-standard pricing service, when available. Securities for which no sale was reported as of the close of the last business day of the fiscal year are valued at the quoted bid price of a dealer who regularly trades in the security being valued. Investment in non-exchange traded debt and equity investments are valued using inputs provided by independent pricing services or by brokers/dealers who actively trade in these markets. Certain securities may be valued on a basis of the price provided by a single source.

Investments also include private equities, private credit, absolute return funds, real estate, real asset and certain corporate asset-backed securities. Private equities include venture capital partnerships, buyouts, real assets and international funds. Fair values for interests in private equity, absolute return partnerships and real estate partnerships are based on valuations provided by the general partners of the respective partnerships. The valuations are primarily based on the most recent net asset value (NAV) of the underlying investments. The NAV is reported by the external investment managers, including general partners, in accordance with their policies as described in their respective financial statements and offering memoranda. The most recent NAV is adjusted for capital calls, distributions and significant known valuation changes, if any, of its related portfolio through June 30, 2024 and 2023.

Interests in certain direct investments in real estate and private credit are estimated based upon independent appraisals. Because the private equity, real estate, real assets and absolute return partnerships, along with direct investments in real estate, are not readily marketable, their estimated value is subject to uncertainty and, therefore, may differ significantly from the value that would be used had a ready market for such investments existed. These investments are generally less liquid than other investments.

For other investments, the University considers various factors to estimate fair value, such as the timing of the transaction, the market in which the company operates, comparable transactions, company performance and projections as well as discounted cash flow analysis. The selection of an appropriate technique may be affected by the availability and general reliability of relevant inputs. In some cases, one valuation technique may provide the best indication of fair value, while in other circumstances, multiple valuation techniques may be appropriate. Furthermore, the University may review the investment's underlying portfolio as well as engage external appraisers, depending on the nature of the investment.

The University exercises due diligence in assessing the external managers' use of and adherence to fair value principles. In conjunction with these procedures, estimated fair value is determined by consideration of a wide range of factors, including market conditions, redemption terms and restrictions and risks inherent to the inputs of the external investment managers' valuation. In situations where the information provided by the external manager is deemed to not be representative of the fair value as of the measurement date,

management evaluates specific features of the investment and utilizes supplemental fair value information provided by the external manager along with any relevant market data to measure the investment's fair value.

Investments in registered investment companies are valued based upon the reported NAV of those companies. Mortgage loans held as investments are valued on the basis of their future principal and interest payments, and are discounted at prevailing interest rates for similar instruments. Insurance contracts are valued at contract value, plus reinvested interest, which approximates fair value.

Investments denominated in foreign currencies are translated into U.S. dollar equivalents using year-end spot foreign currency exchange rates. Purchases and sales of investments and their related income are translated at the rate of exchange on the respective transaction dates. Realized and unrealized gains and losses resulting from foreign currency changes are included in the University's statements of revenues, expenses and changes in net position.

Investment transactions are recorded on the date the securities are purchased or sold (trade date). Realized gains or losses are recorded as the difference between the proceeds from the sale and the average cost of the investment sold. Dividend income is recorded on the ex-dividend date and interest income is accrued as earned. Gifts of securities are recorded based on fair value at the date of donation.

Campus foundations may invest all or a portion of their investments in University-managed investment pools. Certain securities in these investment pools are included in the University's security lending program. Accordingly, the campus foundations' investments in University-managed investment pools and their allocated share of the securities lending activities have been excluded from the University's financial statements and included in the Campus Foundations' columns.

Derivative financial instruments. Derivative instruments are recorded at fair value. Futures contracts, foreign currency exchange contracts, stock rights and warrants, options and swaptions are valued at the settlement price on the last day of the fiscal year, as quoted on a recognized exchange or by utilizing an industry-standard pricing service, when available. Financial institutions or independent advisors have estimated the fair value of the interest rate swaps and total return swaps using quoted market prices when available or discounted expected future net cash flows.

The University has entered into interest rate swap agreements to limit the exposure of its variable-rate debt to changes in market interest rates. Interest rate swap agreements involve the exchange with a counterparty of fixed- and variable-rate interest payments periodically over the life of the agreement without exchange of the underlying notional principal amounts. The net differential to be paid or received is recognized over the life of the agreements as an adjustment to interest expense. The University's counterparties are major financial institutions.

Derivatives are recorded at estimated fair value as either assets or liabilities in the statements of net position. Certain derivatives are determined to be hedging derivatives and designated as either a fair value or cash flow hedge. Under hedge accounting, changes in the fair value of hedging derivatives are considered to be deferred inflows (for hedging derivatives with positive fair values) or deferred outflows (for hedging derivatives with negative fair values).

Changes in the fair value of derivatives that are not hedging derivatives are recorded as net appreciation or depreciation of investments in the statements of revenues, expenses and changes in net position.

Accounts receivable, net. Accounts receivable, net of allowance for uncollectible amounts, include reimbursements due from state and federal sponsors of externally funded research, patient billings, accrued income on investments and other receivables. Other receivables include local government and private grants and contracts, educational activities and amounts due from lessees, students, employees and faculty.

Pledges receivable, net. Unconditional pledges of private gifts to the University or campus foundations, net of allowance for uncollectible amounts, are recorded as pledges receivable and revenue in the year promised at the net present value of expected cash flows. Conditional pledges, including all pledges of endowments and intentions to pledge, are recognized as receivables and revenues when the specified conditions are met.

Beneficial interests in irrevocable split-interest agreements. The beneficial interests in irrevocable split-interest agreements represent the University's and the campus foundations' right to the portion of the benefits from the irrevocable split-interest agreements that are administered by third parties and are recognized as assets and deferred inflows of resources. These beneficial interests are measured at fair value and are reported as other noncurrent assets in the statements of net position. Changes in the fair value of the beneficial interest assets are recognized as an increase or decrease in the related deferred inflows of resources. At the termination of the agreement, net assets received from the beneficial interests are recognized as revenues.

Notes and mortgages receivable, net. Loans to students, net of allowance for uncollectible amounts, are provided from federal student loan programs and from other University sources. Home mortgage loans, primarily to faculty, are funded from the University's STIP and from other University sources. Mortgage loans funded by STIP are classified as investments, and loans provided by other sources are classified as mortgages receivable in the statements of net position.

Inventories. Inventories for the campuses, consisting primarily of supplies and merchandise for resale, are valued at cost, typically determined under the weighted average method, which is not in excess of estimated net realizable value. Inventories for the medical centers consist primarily of pharmaceuticals and medical supplies which are stated on a first-in, first-out basis at the lower of cost or market.

DOE national laboratories. The University operates and manages LBNL under a contract directly with the DOE. Specific assets and liabilities and all revenues and expenses associated with LBNL are included in the financial statements. Other assets, such as cash, property and equipment and other liabilities of LBNL are owned by the United States government rather than the University and, therefore, are not included in the statements of net position. The statements of cash flows exclude the cash flows associated with LBNL other than reimbursements, primarily related to pension and retiree health benefits, since all other cash transactions are recorded in bank accounts owned by the DOE.

The University is a member in two separate joint ventures that operate and manage two other DOE laboratories under contracts directly with the DOE. Lawrence Livermore National Security, LLC (LLNS) operates and manages Lawrence Livermore National Laboratory (LLNL). Triad National Security, LLC (Triad) operates and manages Los Alamos National Laboratory (LANL). The University's investments in Triad and LLNS are accounted for using the equity method. Accordingly, the University's statements of net position include its equity interest in Triad and LLNS, adjusted for the equity in undistributed earnings or losses and the statements of revenues, expenses and changes in net position include its equity in the current earnings or losses of Triad and LLNS.

The DOE is financially responsible for substantially all of the current and future costs incurred at any of the national laboratories, including pension and retiree health benefit costs. Accordingly, to the extent there are liabilities on the University's statements of net position for pension or retiree health obligations related to these laboratories, the University also records a receivable from the DOE.

Capital assets, net. Land, infrastructure, buildings and improvements, intangible assets, equipment, libraries, collections and special collections are recorded at cost at the date of acquisition, or estimated acquisition value at the date of donation in the case of gifts. Estimates of acquisition value involve assumptions and estimation methods that are uncertain and, therefore, the estimates could differ from actual value. Intangible assets include easements, land rights, trademarks, patents, right-to-use lease assets, right-to-use subscription-based information technology arrangement (SBITA) assets and other similar arrangements. Leases and SBITAs are recorded at the estimated present value of future payments, net of amounts paid in advance and capitalizable implementation costs. Significant additions, replacements, major repairs and renovations to infrastructure and buildings are generally capitalized if the cost equals or exceeds \$35,000 and if they have a useful life of more than one year. Minor renovations are considered operating expenses. Equipment with a cost equal to or in excess of \$5,000 and a useful life of more than one year is capitalized. Incremental costs, including salaries and employee benefits, directly related to the acquisition, development and installation of major software projects are included in the cost of the capital assets. All costs of land, library collections and special collections are capitalized.

Depreciation is calculated using the straight-line method over the estimated useful life of the asset. Assets under leases and SBITAs are amortized over the shorter of the lease or subscription term or the estimated useful life of the asset. Leasehold improvements are amortized using the straight-line method over the shorter of the life of the applicable lease or the useful life of the asset.

Estimated useful lives are shown in **Table 1.1:**

Table 1.1: Estimated Useful Lives

Description	Years
Infrastructure	25
Buildings and improvements	15–33
Equipment	2–20
Computer software	3–7
Intangible assets	2–indefinite
Library books and collections	15

Capital assets acquired through federal grants and contracts where the federal government retains a reversionary interest are also capitalized and depreciated.

Inexhaustible capital assets, such as land or special collections that are protected, preserved and held for public exhibition, education or research, including art, museum, scientific and rare book collections are not depreciated.

Service concession arrangements. The University has entered into service concession arrangements with third parties for parking, student housing and certain other faculty and student services. Under these arrangements, the University enters into ground leases with third parties at minimal or no cost, and gives the third party the right to construct, operate and maintain a facility, primarily for the benefit of students and faculty at competitive rates. Rate increases for use of the facilities are subject to certain constraints, and ownership of the facilities reverts to the University upon expiration of the ground lease. The facilities are reported as capital assets by the University when placed in service, and a corresponding deferred inflow of resources is reported. The University has not provided guarantees on financing obtained by the third parties under these arrangements.

Unearned revenue. Unearned revenue primarily includes amounts received from grant and contract sponsors that have not been earned under the terms of the agreement and other revenue billed in advance of the event, such as student tuition and fees for housing and dining services.

Federal refundable loans. Certain loans to students are administered by the University with funding primarily supported by the federal government. The University's statements of net position include both the notes receivable and the related federal refundable loan liability representing federal capital contributions owed.

Bond premium. The bond premium received in the issuance of long-term debt is amortized as a reduction to interest expense over the term of the related long-term debt.

Self-insurance programs. The University is self-insured or insured through Fiat Lux for medical malpractice, workers' compensation, employee health care and general liability claims. These risks are subject to various claim and aggregate limits, with excess liability coverage provided by independent insurers. Liabilities are recorded when it is probable a loss has occurred and the amount of the loss can be reasonably estimated. These losses include an estimate for claims that have been incurred, but not reported. The estimated liabilities are based upon an independent actuarial determination of the present value of the anticipated future payments. Settlements did not exceed self-insured or supplemental insured coverage for any program in the past three fiscal years.

Obligations under life income agreements. Obligations under life income agreements represent trusts with living income beneficiaries where the University has a residual interest. The investments associated with these agreements are recorded at fair value. The discounted present value of the income beneficiary interest is reported as a liability in the statements of net position. Gifts subject to such agreements administered by the University are recorded as deferred inflows of resources, net of the income beneficiary share, at the date of the gift. At the termination of the agreement, the University's residual interest is recorded as gift revenue in the statements of revenues, expenses and changes in net position.

Pollution remediation obligations. Upon an obligating event, the University estimates the components of any expected pollution remediation costs and recoveries from third parties. The costs, estimated using the expected cash flow technique, are accrued as a liability. Pollution remediation liabilities generally involve groundwater, soil and sediment contamination at certain sites where state and other regulatory agencies have indicated that the University is among the responsible parties. The liabilities are reviewed annually and may increase or decrease the cost of recovery from third parties, if any, as a result of additional information that refines the estimates, or from payments made from revenue sources that support the activity. There were no expected recoveries at June 30, 2024 and 2023 reducing the pollution remediation liability.

Asset retirement obligations. Upon an obligating event, the University records the costs of any expected tangible capital asset retirement obligations using the best estimate of the current value of outlays expected to be incurred. The liabilities are reviewed annually and may change as a result of additional information that refines the estimates. Actual asset retirement obligation costs may vary from these estimates as a result of changes in assumptions such as asset retirement dates, regulatory requirements, technology and costs of labor, materials and equipment. The estimated remaining useful lives of these assets range from 1 to 26 years.

Deferred outflows of resources and deferred inflows of resources. Deferred outflows of resources and deferred inflows of resources represent a consumption and acquisition of net position that apply to a future period, respectively. The University classifies gains on refunding of debt, increases in the fair value of hedging derivatives, payments received or to be received from service concession arrangements, changes in irrevocable split-interest agreements and certain lease payments to be received as deferred inflows of resources. The University classifies losses on refunding of debt, decreases in the fair value of hedging derivatives and certain asset retirement obligations as deferred outflows of resources. The difference between the net position acquired and consideration provided for acquisitions are reported as deferred outflow of resources and are recognized over the expected remaining service life of capital assets acquired, when acquisitions are largely based on the expected use of those capital assets. Gains or losses on refunding of debt are amortized as a component of interest expense over the remaining life of the old debt, or the new debt, whichever is shorter. Asset

retirement obligations are recognized over the remaining useful life of the related asset. Revenues from split interest agreements are recognized when the resources become available to spend. Lease revenues are recognized over the lease term.

Changes in the net pension and net retiree health liabilities not included in expenses are reported as deferred outflows of resources or deferred inflows of resources. Employer contributions subsequent to the measurement date of the net pension and retiree health liabilities are reported as deferred outflows of resources.

Net position. Net position is required to be classified for accounting and reporting purposes into the following categories:

Net investment in capital assets. This category includes all of the University's capital assets, net of accumulated depreciation, reduced by outstanding debt attributable to the acquisition, construction or improvement of those assets.

Restricted. The University and campus foundations classify the net position resulting from transactions with purpose or time restrictions as restricted net position until the specific resources are used for the required purpose or for as long as the provider requires the resources to remain intact.

Nonexpendable. The net position subject to externally imposed restrictions, which must be retained in perpetuity by the University or campus foundations, is classified as restricted nonexpendable. This includes the University and campus foundation permanent endowment funds.

Also included in restricted nonexpendable net position are minority interests, which include the net position of legally separate organizations attributable to other participants.

Expendable. The net position whose use by the University or campus foundations is subject to externally imposed restrictions that can be fulfilled by actions of the University or campus foundations pursuant to those restrictions or that expire by the passage of time is classified as restricted expendable.

Unrestricted. The net position that is not subject to externally imposed restrictions governing its use is classified as unrestricted. The University's unrestricted net position may be designated for specific purposes by management or The Regents. The campus foundations' unrestricted net position may be designated for specific purposes by their Boards of Trustees. Substantially all of the University's unrestricted net position is allocated for academic and research initiatives or programs, for capital programs or for other purposes.

Restricted or unrestricted resources are spent based upon a variety of factors, including funding restrictions, consideration of prior and future revenue sources, the type of expense incurred, the University's budgetary policies surrounding the various revenue sources or whether the expense is a recurring cost. Unrestricted net position is negative due primarily to liabilities for pension and retiree health benefits exceeding University assets available to pay such obligations.

Revenues and expenses. Operating revenues of the University include receipts from student tuition and fees, grants and contracts for specific operating activities and sales and services from medical centers, educational activities and auxiliary enterprises. Expenses incurred in conducting the programs and services of the University are presented in the statements of revenues, expenses and changes in net position as operating activities. The University's equity in current earnings or losses of Triad and LLNS is also considered operating.

Certain significant revenues relied upon and budgeted for fundamental operational support of the primary mission of the University are mandated by GASB to be recorded as nonoperating revenues, including state educational appropriations, certain federal grants for student financial aid, private gifts and investment income, since GASB does not consider them to be related to the principal operating activities of the University.

Nonoperating revenues and expenses also include state financing appropriations, state hospital fee grants, direct government grants from the Coronavirus Aid, Relief, and Economic Security Act (CARES Act), Build America Bond federal interest subsidies, net appreciation (depreciation) in the fair value of investments, interest expense and the gain (loss) on the disposal of capital assets.

Campus foundations are established to financially support the University. Private gifts to campus foundations are recognized as operating revenues since, in contrast to the University, such contributions are fundamental to the primary mission of the campus foundations. Foundation grants to the University are recognized as operating expenses by the foundations. Private gift or capital gift revenues associated with campus foundation grants to the University are recorded by the University as gifts when the foundations transfer the gifts to the University.

State capital appropriations, capital gifts and grants and gifts for permanent endowment purposes are classified as other changes in net position.

Student tuition and fees. Substantially all student tuition and fees provide for the current operations of the University. A small portion of the student fees, reported as capital gifts and grants, is required for debt service associated with student unions and recreational centers.

The University recognizes scholarship allowances as the difference between the stated charge for tuition and fees, housing and dining charges, recreational center and other fees, and the amount that is paid by the student and third parties on behalf of the student. Payments of financial aid made directly to students are classified as scholarship and fellowship expenses.

Scholarship allowances are netted against student tuition and fees in the statements of revenues, expenses and changes in net position for the years ended June 30 as shown in **Table 1.2:**

Table 1.2: Scholarship Allowances *(in thousands of dollars)*

Description	2024	2023
Student tuition and fees	\$1,531,090	\$1,448,823
Auxiliary enterprises	245,909	317,042
Other operating revenues	18,517	17,794
Scholarship allowances	\$1,795,516	\$1,783,659

State appropriations. The state of California provides appropriations to the University on an annual basis. State educational appropriations are recognized as nonoperating revenue; however, the related expenses for educational, retirement or other specific operating purposes are reported as operating expenses. State appropriations for capital projects are recorded as revenue under other changes in net position when the related expenditures are incurred. Special state appropriations for research related to AIDS, tobacco and breast cancer are reported as state grants and contracts operating revenue.

Grant and contract revenue. The University receives grant and contract revenue from governmental and private sources. The University recognizes revenue associated with the direct costs of sponsored programs as the related expenditures are incurred. Recovery of facilities and administrative costs of federally sponsored programs is at cost reimbursement rates negotiated with the University’s federal cognizant agency, the U.S. Department of Health and Human Services. For the year ended June 30, 2024, the facilities and administrative cost recovery totaled \$1.7 billion, which consisted of \$1.1 billion from federally sponsored programs and \$561.6 million from other sponsors. For the year ended June 30, 2023, the facilities and administrative cost recovery totaled \$1.6 billion, which consisted of \$1.1 billion from federally sponsored programs and \$509.9 million from other sponsors.

Medical center revenue. Medical center revenue is reported at the estimated net realizable amounts from patients and third-party payors, including Medicare, Medi-Cal and others, for services rendered, as well as estimated retroactive adjustments under reimbursement agreements with third-party payors. Laws and regulations governing Medicare and Medi-Cal are complex and subject to interpretation. Retroactive adjustments are accrued on an estimated basis in the period the related services are rendered and adjusted in future periods as final settlements are determined. It is reasonably possible that estimated amounts accrued could change significantly based upon settlements, or as additional information becomes available.

Net pension liability. The University records a net pension liability for its defined benefit plans. The net pension liability is measured as the total pension liability, less the amount of the pension plans’ fiduciary net positions. The fiduciary net position and changes in net position of the defined benefit plans have been measured consistent with the accounting policies used by the plans. The total pension liability is determined based upon discounting projected benefit payments based on the benefit terms and legal agreements existing at the pension plan’s fiscal year end. Projected benefit payments are discounted using a single rate that reflects the expected rate of return on investments, to the extent that plan assets are available to pay benefits, and a tax-exempt, high-quality municipal bond rate when plan assets are not available.

Pension expense is recognized for benefits earned during the period, interest on the unfunded liability and changes in benefit terms. The differences between expected and actual experience and changes in assumptions about future economic or demographic factors are reported as deferred inflows or outflows and are recognized over the average expected remaining service period for employees eligible for pension benefits. The differences between expected and actual returns are reported as deferred inflows or outflows and are recognized over five years.

Both current employees and retirees at LBNL participate in UCRP. The University makes contributions to UCRP for LBNL employees based upon rates authorized by The Regents and is reimbursed by the DOE. The University also makes contributions to UCRP for LANL and LLNL retirees and terminated vested members, whose benefits were retained in UCRP at the time the joint ventures were formed. The University records a receivable for the net pension liability that is expected to be collected from the DOE. The University deposits

funds in UCRP when the DOE makes payments for these contributions. The contributions from the DOE and deposits into UCRP on behalf of the DOE are included as DOE laboratory revenue in the statements of revenues, expenses and changes in net position.

Retiree health benefits and liability. The University's net retiree health benefits liability is measured as the total retiree health benefits liability, less the amount of the UCRHBT's fiduciary net position. The fiduciary net position and changes in net position of UCRHBT have been measured consistent with the accounting policies used by the trust. The total retiree health benefits liability is determined based upon discounting projected benefit payments based on the benefit terms and legal agreements existing at the health benefit trust's fiscal year end. Projected benefit payments are discounted using a single rate that reflects the expected rate of return on investments, to the extent that plan assets are available to pay benefits, and a tax-exempt, high-quality municipal bond rate when plan assets are not available.

Expense for retiree health benefits is recognized for benefits earned during the period, interest on the unfunded liability and changes in benefit terms. The differences between expected and actual experience and changes in assumptions about future economic or demographic factors are reported as deferred inflows or outflows and are recognized over the average expected remaining service period for employees eligible for retiree health benefits. The differences between expected and actual returns are reported as deferred inflows or outflows and are recognized over five years.

LBNL participates in the University's retiree health plans. The net retiree health benefits liability for LBNL is determined independently from the University's campuses and medical centers. Retiree health benefits expense for LBNL is included within the DOE laboratory expense, and the contributions from the DOE are included as DOE laboratory revenue in the statements of revenues, expenses and changes in net position.

The University records a receivable from the DOE for the DOE's portion of the University's net retiree health benefits liability attributable to LBNL. The University does not have any retiree health benefits liability for LANL or LLNL retiree health benefit costs since their current or former employees do not participate in the University's retiree health plans.

Campus and medical center contributions toward retiree health costs made to UCRHBT, the University's LBNL-related payments made directly to health care insurers and administrators and the corresponding reimbursements from the DOE are shown as operating activities in the statements of cash flows. Cash flows resulting from retiree health contributions from retirees are shown as noncapital financing activities in the statements of cash flows.

University of California Retiree Health Benefit Trust. UCRHBT receives the University's contributions toward retiree health benefits from campuses, medical centers and University affiliates. The University receives retiree health contributions from University affiliates and campus and medical center retirees that are deducted from their UCRP benefit payments or are received from the retiree through direct pay and then remitted to UCRHBT.

The University acts as a third-party administrator on behalf of UCRHBT and pays health care insurers and administrators amounts currently due under the University's retiree health benefit plans for retirees. UCRHBT reimburses the University for these amounts.

Since LBNL does not participate in UCRHBT, the DOE has no interest in its assets.

Compensated absences. The University accrues annual leave, including employer-related costs, for employees at rates based upon length of service and job classification and compensatory time based upon job classification and hours worked.

Endowment spending. Under provisions of California law, the Uniform Prudent Management of Institutional Funds Act allows for investment income, as well as a portion of realized and unrealized gains, to be expended for the operational requirements of University programs.

Custodial external investment pool funds. Custodial funds represent assets held in the University's investment pools on behalf of associated organizations that are not part of the University's financial reporting entity. As a result, these funds are reported as fiduciary activities in the University's financial statements.

Tax exemption. The University is recognized as a tax-exempt organization under Section 501(c)(3) of the Internal Revenue Code (IRC), except for tax on unrelated business income under IRC Section 511. The University is also exempt from federal income tax under IRC Section 115(a) as a state institution. In addition, the University is exempt from state income taxes imposed under the California Revenue and Taxation Code. UCRS plans are qualified under IRC Section 401(a) and the related trusts are tax-exempt under Section 501(c)(3). The campus foundations are also qualified for tax exemption under IRC Section 501(c)(3). CHRCO and its component unit, the Children's Hospital and Research Center Foundation, are qualified for exemption under IRC Section 501(c)(3). Income received by UCRHBT is tax-exempt under IRC Section 115(a).

Use of estimates. The preparation of financial statements in conformity with accounting principles generally accepted in the United States of America requires management to make estimates and assumptions that affect the reported amounts of assets and liabilities and disclosure of contingent assets and liabilities at the date of the financial statements and the reported amounts of revenues and

expenditures during the reporting period. Although management believes the estimates and assumptions are reasonable, they are based upon information available at the time the estimate or judgment is made and actual amounts could differ from those estimates.

New Accounting Pronouncements

In April 2022, the GASB issued Statement No. 99, *Omnibus 2022* (GASB 99). The Statement addresses issues that have been identified during implementation and application of certain GASB Statements. Upon the issuance of GASB 99, the University adopted the requirements related to extension of the use of London Interbank Offered Rate (LIBOR), accounting for Supplemental Nutrition Assistance Program (SNAP) distributions, disclosures of non-monetary transactions, pledges of future revenues by pledging governments, clarification of certain provisions in GASB 34, as amended, and terminology updates related to GASB 53 and GASB 63. The requirements related to leases, public-private and public-public partnerships (PPPs), and subscription-based information technology arrangements (SBITAs) were adopted by the University in 2023. The requirements related to financial guarantees and the classification and reporting of derivative instruments within the scope of GASB 53 were adopted by the University in 2024.

In June 2022, the GASB issued Statement No. 100, *Accounting Changes and Error Corrections—an amendment of GASB Statement No. 62* (GASB 100), effective for the University's fiscal year beginning July 1, 2023. The Statement requires disclosures of descriptive information about accounting changes and error corrections and addresses how information that is affected by a change in accounting principle or error correction should be presented in required supplementary information and supplementary information. During 2024, the University's ownership of a blended component unit decreased such that the component unit no longer qualified to be blended, but was now to be accounted for under the equity method of accounting. Accordingly, under GASB 100, this constituted a change in the financial reporting entity and the University reported a change in the beginning balance of net position for 2024.

In June 2022, the GASB issued Statement No. 101, *Compensated Absences* (GASB 101), effective for the University's fiscal year beginning July 1, 2024. The Statement replaces Statement No. 16, *Accounting for Compensated Absences*, to align recognition and measurement guidance for all types of compensated absences under a unified model. GASB 101 requires that liabilities for compensated absences be recognized for (1) leave that has not been used and (2) leave that has been used but not yet paid in cash or settled through noncash means. The Statement also establishes guidance for measuring a liability for leave that has not been used. As of June 30, 2024, the University reported compensated absences liability of \$1.4 billion. Under GASB 101, the University's compensated absences liability is expected to increase. The University is evaluating the full effect that GASB 101 will have on its financial statements.

In December 2023, the GASB issued Statement No. 102, *Certain Risk Disclosures* (GASB 102), effective for the University's fiscal year beginning July 1, 2024. GASB 102 requires the University to assess whether a concentration or constraint makes the University vulnerable to the risk of a substantial impact and whether an event or events associated with a concentration or constraint that could cause the substantial impact have occurred, have begun to occur, or are more likely than not to begin to occur within 12 months of the date the financial statements are issued. The University is evaluating the effect these requirements will have on its financial statements.

In April 2024, the GASB issued Statement No. 103, *Financial Reporting Model Improvements* (GASB 103), effective for the University's fiscal year beginning July 1, 2025. GASB 103 changes some of the reporting requirements issued in Statements No. 34, *Basic Financial Statements—and Management's Discussion and Analysis—for State and Local Governments* and Statement No. 35, *Basic Financial Statements—and Management's Discussion and Analysis—for Public Colleges and Universities*. GASB 103 adds a section for noncapital subsidies in the Statement of Revenues, Expenses, and Changes in Net Position (SRECNP). This means state appropriations will move from nonoperating revenue to the new noncapital subsidies section, with a required subtotal described as "Operating income (loss) and noncapital subsidies." Other provisions of GASB 103 (1) clarify guidance for management's discussion and analysis, (2) define operating and nonoperating revenues and expenses, (3) move items in the other changes in net position into the other nonoperating revenues and expenses section, (4) replace extraordinary items and special items into a new "unusual or infrequent items" category. The University is evaluating the full effect that GASB 103 will have on its financial statements.

In September 2024, the GASB issued Statement No. 104, *Disclosure of Certain Capital Assets* (GASB 104), effective for the University's fiscal year beginning July 1, 2025. GASB 104 requires certain types of capital assets to be disclosed separately. The Statement also requires additional disclosures for capital assets held for sale. A capital asset is a capital asset held for sale if the University has decided to pursue the sale of the capital asset and it is probable that the sale will be finalized within one year of the financial statement date. The University is evaluating the full effect that GASB 104 will have on its financial statements.

2. Cash and Cash Equivalents

The University maintains centralized management for substantially all of its cash and cash equivalents. Cash in demand deposit accounts is minimized by sweeping available cash balances into investment accounts on a daily basis.

Under University policy, deposits are only held at financial institutions that maintain an issuer rating on long-term debt of A3 or higher by Moody's Investors Service (Moody's), A- or higher by Standard & Poor's (S&P) or an Asset Peer Group rating of 65 or higher as defined by Sheshunoff Bank Rating Reports. At June 30, 2024 and 2023, the carrying amount of the University's cash and cash equivalents, generally held in five nationally recognized banking institutions, was \$0.5 billion and \$0.6 billion, respectively, compared to bank balances of \$277.9 million and \$257.7 million, respectively. Deposits in transit and cash awaiting investment are the primary differences. The University's deposits are uninsured and uncollateralized except for bank balances insured by the Federal Deposit Insurance Corporation (FDIC) up to applicable statutory limits.

The University does not have significant exposure to foreign currency risk in demand deposit accounts. Accounts held in foreign countries maintain minimum operating balances with the intent to reduce potential foreign exchange risk while providing an adequate level of liquidity to meet the obligations of the academic programs established abroad. The equivalent U.S. dollar balances required to support research groups and education abroad programs in foreign countries was \$2.9 million at June 30, 2024 and \$20.2 million at June 30, 2023.

The carrying amount of the campus foundations' cash and cash equivalents at June 30, 2024 and 2023 was \$255.1 million and \$272.4 million, respectively, compared to bank balances of \$103.1 million and \$94.6 million, respectively. Deposits in transit and cash awaiting investment are the primary differences. Included in cash and cash equivalents are deposits in the University's Short Term Investment Pool (STIP) of \$150.4 million at June 30, 2024 and \$176.7 million at June 30, 2023, with the remaining uncollateralized bank balances insured by the Federal Deposit Insurance Corporation (FDIC) up to applicable statutory limits. Uncollateralized bank balances include \$7.8 million and \$44.9 million in excess of the FDIC limits at June 30, 2024 and 2023, respectively. The campus foundations do not have exposure to foreign currency risk in their cash and cash equivalents

3. Investments

The Regents, as the governing board of the University, is responsible for the oversight of the University's, UCRS' and UCRHBT's investments and establishes an investment policy, which is carried out by the Office of the Chief Investment Officer (OCIO or UC Investments). These investments are associated with STIP, Total Return Investment Pool (TRIP), Blue and Gold Pool (BGP), General Endowment Pool (GEP), UCRS, UCRHBT and other investment pools managed by the OCIO, or are separately invested. Pursuant to The Regents' policies on campus foundations, the Board of Trustees for each campus foundation may determine that all or a portion of their investments will be managed by UC Investments. Asset and Risk Allocation Policy guidelines are provided to the campus foundations by the Investments Committee of The Regents.

STIP allows participants to maximize the returns on their short-term cash balances by taking advantage of the economies of scale of investing in a large pool with a broad range of maturities and is managed to maximize current earned income. Cash to provide for payroll, construction expenditures and other operating expenses for campuses and medical centers is invested in STIP. The available cash in UCRS or endowment investment pools awaiting investment, or cash for administrative expenses, is also invested in STIP.

Investments authorized by The Regents for STIP include fixed-income securities with a maximum maturity of three years. In addition, for STIP, The Regents has also authorized loans, primarily to faculty members residing in California, under the University's Mortgage Origination Program with terms of up to 40 years.

TRIP allows participants the opportunity to maximize the return on their intermediate-term working capital by taking advantage of the economies of scale of investing in a large pool across a broad range of asset classes. TRIP is managed to a total return objective and is intended to supplement STIP. Investments authorized by The Regents for TRIP include a diversified portfolio of equity, fixed-income and alternative investments.

BGP is an investment pool whose objective is to provide a low-cost, liquid, diversified investment vehicle to invest long-term excess reserves to earn a higher return than would otherwise be expected from STIP and TRIP. To achieve liquidity, transparency and minimal expense, a passive investment strategy in equities and bonds is used.

GEP is an investment pool in which a large number of individual endowments participate in order to benefit from diversification and economies of scale. GEP is a balanced portfolio and the primary investment vehicle for endowed gift funds. Where donor agreements place constraints on allowable investments, assets associated with endowments are invested in accordance with the terms of the agreements.

Other investment pools primarily facilitate annuity and life income arrangements. Separate investments are those that cannot be pooled due to investment restrictions or income requirements.

Investments authorized by The Regents for BGP, GEP, UCRS, other investment pools and separate investments include equity securities, fixed-income securities and certain other asset classes. The equity portion of the investment portfolios include both domestic and foreign common and preferred stocks which may be included in actively or passively managed strategies, along with exposure to private equities. The University's investment portfolios may include foreign currency-denominated equity securities. The fixed-income portion of the investment portfolios may include both domestic and foreign securities, along with certain securitized investments, including mortgage-backed and asset-backed securities. Fixed-income investment guidelines permit the use of futures and options on fixed-income instruments in the ongoing management of the portfolios. Real estate investments are authorized for all pools except STIP. Absolute return strategies, which may incorporate short sales, plus derivative positions to implement or hedge an investment position, are also authorized for all pools except STIP.

Derivative instruments, including futures, forward contracts, options and swap contracts are authorized for portfolio rebalancing in accordance with The Regents' asset allocation policy and as substitutes for physical securities. Derivatives are not used for speculative purposes.

The Regents has also authorized certain employee account balances in defined contribution plans included as part of UCRS' investments to be invested in mutual funds. The participants' interests in mutual funds are not managed by the OCIO and totaled \$2.9 billion and \$2.4 billion at June 30, 2024 and 2023, respectively.

Investments authorized by The Regents for the UCRHBT are restricted to a portfolio of high-quality money market instruments in a commingled fund that is managed externally. The average credit quality of the portfolio is A-1/P-1 with an average maturity of 14 days and 15 days at June 30, 2024 and 2023, respectively. The fair values of UCRHBT's investment in this portfolio were \$196.9 million and \$176.8 million at June 30, 2024 and 2023, respectively. These are measured at net asset value as of June 30, 2024 and 2023, respectively.

The composition of investments, by investment type at June 30 is shown in **Table 3.1**:

Table 3.1: Composition of Investments by Investment Type (in thousands of dollars)

Description	University of California 2024	University of California 2023	Campus Foundations 2024	Campus Foundations 2023	University of California Retirement System (UCRS) 2024	University of California Retirement System (UCRS) 2023
Equity securities	\$20,272,963	\$15,479,559	\$207,303	\$85,519	\$72,487,939	\$58,291,786
U.S. government-guaranteed:						
U.S. Treasury bills, notes and bonds	4,678,906	6,369,175	459,894	546,959	7,425,508	6,043,002
U.S. Treasury strips	414,381	494,506	4,120	220	72,438	273,583
U.S. TIPS			13,029	1,961	1,380,675	1,345,010
U.S. government-backed securities			8,813	9,189		
U.S. government-backed mortgage-backed securities			6,398	6,684	121,898	291,765
U.S. government-guaranteed	5,093,287	6,863,681	492,254	565,013	9,000,519	7,953,360
Other U.S. dollar-denominated						
Corporate bonds	1,516,702	1,842,575	230,668	218,795	5,257,199	5,101,068
Commercial paper	4,240,634	5,736,866			338,980	
U.S. agencies	114,979	2,454,450	7,576	8,115	2,742,743	3,349,663
U.S. agencies — asset-backed securities	887	1,096	75,290	66,824	441,136	1,044,556
Corporate — asset-backed securities			36,378	17,865	32,017	28,918
Supranational/foreign	791,323	959,302			2,065,615	2,436,884
Other	4,843	2,620	61,741	58,773	13,746	18,591
Other U.S. dollar-denominated	6,669,368	10,996,909	411,653	370,372	10,891,436	11,979,680
Foreign currency-denominated				934		
Government/sovereign						
Foreign currency-denominated				934		
Commingled funds						
Absolute return funds	904,680	1,014,215	3,344,044	3,059,939	1,845,464	1,779,371
Non-U.S. equity funds	1,303,338	1,633,719	855,618	848,191	3,296,006	4,101,538
Private equity	4,866,898	4,619,151	3,161,609	2,838,595	9,743,822	9,232,758
Private credit	939,761	1,066,727			2,278,817	3,084,346
Money market funds	1,202,918	400,554	1,811,420	1,967,321	5,323,090	5,347,602
U.S. equity funds	3,447	3,204	2,103,962	1,817,247	5,213,097	2,880,961
Real estate investment trusts	2,705,633	2,485,523	245,774	239,205	6,078,038	6,167,824
Real assets	593,136	747,767	59,314	80,324	3,154,240	4,032,506
U.S. bond funds	157,865	4,822	122,573	175,045	1,555,295	14,475
Non-U.S. bond funds	119	73	31,247	20,180		11
Balanced funds	321,842	315,156	3,197,494	2,805,385		
Commingled funds	12,999,637	12,290,911	14,933,055	13,851,432	38,487,869	36,641,392
Other investments						
Investment derivatives	495	2,451	64	48	4,012	15,235
Publicly traded real estate investment trusts	431,333	376,971			2,295,247	2,126,913
Mortgage loans	1,408,454	934,755				
Real estate	127,343	190,344	324,795	308,288	875,979	1,242,310
Other investments	169,554	151,556	362,527	348,700	575,074	548,539
Campus foundations' investments with the University	(3,673,607)	(4,717,138)				
UCRS investment in STIP	(2,953,909)	(4,365,490)				
Custodial investment funds	(630,465)	(595,102)	(728,256)	(705,961)		
Other investments	(5,120,802)	(8,021,653)	(40,870)	(48,925)	3,750,312	3,932,997
Total investments	39,914,453	37,609,407	16,003,395	14,824,345	134,618,075	\$118,799,215
Less: Current portion	(5,105,163)	(9,946,972)	(1,562,469)	(1,788,817)		
Noncurrent portion	\$34,809,290	\$27,662,435	\$14,440,926	\$13,035,528		

Investment Risk Factors

There are many factors that can affect the value of investments. Some, such as custodial credit risk, concentration of credit risk and foreign currency risk, may affect both equity and fixed-income securities. Equity securities respond to such factors as economic conditions, individual company earnings performance and market liquidity, while fixed-income securities are particularly sensitive to credit risks and changes in interest rates. Alternative investment strategies and their underlying assets and rights are subject to an array of economic and market vagaries that can limit or erode value.

Credit risk

Fixed-income securities are subject to credit risk, which is the chance that a bond issuer will fail to pay interest or principal in a timely manner, or the possibility that negative perceptions of the issuer's ability to make these payments will cause security prices to decline. These circumstances may arise due to a variety of factors such as financial weakness, bankruptcy, litigation and/or adverse political developments.

A bond's credit quality is an assessment of the issuer's ability to pay interest on the bond and, ultimately, to pay the principal. Credit quality is evaluated by independent bond rating agencies, like Moody's or S&P. The lower the rating, the greater the chance, in the rating agency's opinion, that the bond issuer will default, or fail to meet its payment obligations. Generally, the lower a bond's credit rating, the higher its yield should be to compensate for the additional risk.

Certain fixed-income securities, primarily obligations of the U.S. government or those explicitly guaranteed by the U.S. government, are considered to have minimal credit risk. Asset-backed securities are debt obligations that represent claims to the cash flows from pools of commercial, mortgage, credit card or student loans. Mortgage-backed securities issued by Ginnie Mae are backed by the full faith and credit of the U.S. government.

The investment guidelines for STIP recognize that a limited amount of credit risk, properly managed and monitored, is prudent and provides incremental risk-adjusted return over its benchmark. The combined benchmark for STIP is a 50/50 weighted average of the yield on a constant maturity one-year U.S. Treasury Note and U.S. 30-day Treasury Bills.

The University recognizes that credit risk is appropriate in balanced investment pools such as TRIP, BGP, UCRS and GEP by virtue of the benchmarks chosen for the fixed-income portion of those pools.

The core fixed-income benchmark for UCRSP is the Bloomberg MSCI US Aggregate ex-Tobacco ex-Fossil Fuels Index, comprised of 24.5 percent corporate bonds, 3.9 percent non-corporate bonds and 27.6 percent mortgage/asset-backed bonds, all of which carry some degree of credit risk. The remaining 44.0 percent is government-issued bonds. The core fixed-income benchmark for TRIP, BGP, UCRP and GEP is the Bloomberg 1–5 Year US Government/Credit Index, comprised of 25.5 percent corporate bonds and 5.3 percent non-corporate bonds, all of which carry some degree of credit risk. The remaining 69.2 percent is government-issued bonds.

Credit risk is managed primarily by diversifying across issuers. The University monitors and reviews its exposures on an ongoing basis and will maintain a high-quality portfolio within its investment guidelines.

The credit risk profile for fixed- or variable-income securities at June 30 is shown in **Table 3.2**:

Table 3.2: Credit Risk Profile (in thousands of dollars)

Description	University of California 2024	University of California 2023	Campus Foundations 2024	Campus Foundations 2023	University of California Retirement System (UCRS) 2024	University of California Retirement System (UCRS) 2023
Fixed- or variable-income securities						
U.S. government-guaranteed	\$5,093,287	\$6,863,681	\$492,254	\$565,013	\$9,000,519	\$7,953,360
Other U.S. dollar-denominated: AAA	268,379	755,713	97,827	101,419	1,215,657	1,314,520
Other U.S. dollar-denominated: AA	293,487	1,170,961	12,239	1,174	2,506,535	2,993,842
Other U.S. dollar-denominated: A	855,677	1,018,435	13,315	14,708	1,839,179	1,706,959
Other U.S. dollar-denominated: BBB	999,773	1,210,656	36,470	31,861	2,320,142	2,231,120
Other U.S. dollar-denominated: BB	7,862	8,894	99,963	80,548	1,039,782	1,206,753
Other U.S. dollar-denominated: B			62,946	76,568	798,524	1,072,912
Other U.S. dollar-denominated: CCC or below			2,848	8,973	240,890	278,493
Other U.S. dollar-denominated: Not rated	4,244,190	6,832,250	86,045	55,121	930,727	1,175,081
Foreign currency-denominated: BBB				934		
Commingled funds						
U.S. bond funds: not rated	157,865	4,822	122,573	175,045	1,555,295	14,475
Non-U.S. bond funds: not rated	119	73	31,247	20,180		11
Money market funds: not rated	1,202,918	400,554	1,811,420	1,967,321	5,323,090	5,347,602
Other investments						
Mortgage loans: not rated	1,408,454	934,755				

Custodial credit risk

Custodial credit risk is the risk that in the event of the failure of the custodian, the investments may not be returned.

Substantially all of the University's, campus foundations' and UCRS' securities are registered in the University's name by the custodial bank as an agent for the University. Other types of investments such as private investments, real estate, commingled funds and derivatives represent ownership interests that do not exist in physical or book-entry form. As a result, custodial credit risk for such investments is remote.

Concentration of credit risk

Concentration of credit risk is the risk associated with a lack of diversification, such as having substantial investments in a few individual issuers, thereby exposing the organization to greater risks resulting from adverse economic, political, regulatory, geographic or credit developments.

The U.S. and non-U.S. equity portions of the University and UCRS portfolios may be managed either passively or actively. For the portions managed passively, the concentration of individual securities is similar to their concentration in the benchmark. While some securities have a larger representation in the benchmark than others, the University considers passive management results in an absence of concentration of credit risk. For the portions managed actively, asset class guidelines do not specifically address concentration risk, but do state that the equity asset class, in the aggregate, will be appropriately diversified to control overall risk and will exhibit portfolio characteristics similar to the asset class benchmark (including concentration of credit risk). Concentration risk for individual portfolios is monitored relative to their individual benchmarks and agreed-upon risk parameters in their guidelines.

Each campus foundation may have its own individual investment policy designed to limit exposure to a concentration of credit risk. Securities issued or explicitly guaranteed by the U.S. government, mutual funds, external investment pools, other investment pools or investments that are invested by the University for the campus foundations are not subject to concentration of credit risk. Most of the campus foundations that hold other types of investments have policies to limit the exposure to an individual issuer.

At June 30, 2024 and 2023, no single issuer comprised more than 5 percent of investments held by the University, campus foundations or UCRS, excluding US government securities.

Interest rate risk

Interest rate risk is the risk that the value of fixed-income securities will decline because of changing interest rates. The prices of fixed-income securities with a longer time to maturity, measured by effective duration, tend to be more sensitive to changes in interest rates and, therefore, more volatile than those with shorter durations. Effective duration is the approximate change in price of a security resulting from a 1-percentage-point change in the level of interest rates. Interest rate risk for STIP is managed by constraining the maturity of all individual securities to be less than or equal to three years. There is no restriction on weighted average maturity of the portfolio as it is managed relative to the liquidity demands of the investors. The nature and maturity of individual securities in STIP allow for the use of weighted average maturity as an effective risk management tool, rather than the more complex measure, effective duration.

The portfolio guidelines constrain the potential price movement due to interest rate changes of the portfolio being similar to that of the benchmark. There are similar restrictions for the high-yield and emerging market debt portfolios relative to their benchmarks.

The effective durations for fixed- or variable-income securities at June 30 are shown in **Table 3.3**:

Table 3.3: Effective Durations for Fixed- or Variable-Income Securities (in years)

Securities	University of California 2024	University of California 2023	Campus Foundations 2024	Campus Foundations 2023	University of California Retirement System (UCRS) 2024	University of California Retirement System (UCRS) 2023
Fixed- or variable-income securities — U.S. government granted						
U.S. Treasury bills, notes and bonds	2.5	2.2	2.2	1.2	4.8	4.4
U.S. Treasury strips	1.6	2.2	12.4	11.6	1.1	1.5
U.S. TIPS			4	3.7	4.8	4.8
U.S. government-backed mortgage-backed securities, Other U.S. dollar-denominated					5.1	5.3
Corporate bonds	2.7	2.6	1.7	1.5	3.2	3.6
U.S. agencies	0.5	0.4	4.1	0.9	1.1	1.8
U.S. agencies — asset-backed securities	3.1	3.0			5.1	5.5
Corporate — asset-backed securities					2.7	3.2
Supranational/foreign	2.7	2.6			2.9	3.8
Other	2.0	2.2	3.5	1.5	5.8	6.6
Commingled funds						
U.S. bond funds	3.8	6.5	5.6	4.1	3.0	12.8
Non-U.S. bond funds			7.5	7.2		7.3
Money market funds*			0.2	0.2		

*Foundation investment in STIP

The University considers the effective durations for commercial paper, mortgage loans, insurance contracts and money market funds to be zero. The terms of the mortgage loans include variable interest rates. Insurance contracts can be liquidated without loss of principal, and money market funds consist of underlying securities that are of a short-term, liquid nature.

Investments also include various mortgage-backed securities, collateralized mortgage obligations, structured notes, variable-rate securities and callable bonds that may be considered to be highly sensitive to changes in interest rates due to the existence of prepayment or conversion features. The effective durations of these securities, however, may be low.

At June 30, the fair values of such investments are shown in **Table 3.4**:

Table 3.4: Fair Value of Certain Investments (in thousands of dollars)

Investments	University of California 2024	University of California 2023	Campus Foundations 2024	Campus Foundations 2023	University of California Retirement System (UCRS) 2024	University of California Retirement System (UCRS) 2023
Mortgage-backed securities	\$887	\$1,096	\$19,615	\$17,561	\$551,656	\$1,317,804
Collateralized mortgage obligations			61,854	55,947	39,592	38,834
Other asset-backed securities			20,293	17,811	320,917	8,603
Variable-rate securities	1,486,920	477,247			3,274,876	969,924
Callable bonds	1,493,945	3,188,258			8,552,739	8,882,743
Structured notes	189,820	475,549			517,812	2,123,743
Convertible bonds					9,265	5,558
Total	\$3,171,572	\$4,142,150	\$101,762	\$91,319	\$13,266,857	\$13,347,209

Mortgage-backed securities. These securities are issued primarily by Fannie Mae, Ginnie Mae and Freddie Mac, and various commercial entities and include short embedded prepayment options. Unanticipated prepayments by the obligees of the underlying assets reduce the total expected rate of return.

Collateralized mortgage obligations. Collateralized mortgage obligations (CMOs) generate a return based upon either the payment of interest or principal on mortgages in an underlying pool. The relationship between interest rates and prepayments makes the fair value highly sensitive to changes in interest rates. In falling interest rate environments, the underlying mortgages are subject to a higher propensity of prepayments. In rising interest rate environments, the opposite is true.

Other asset-backed securities. Other asset-backed securities also generate a return based upon either the payment of interest or principal on obligations in an underlying pool, generally associated with auto loans or credit cards. As with CMOs, the relationship between interest rates and prepayments makes the fair value highly sensitive to changes in interest rates.

Variable-rate securities. These securities are investments with terms that provide for the adjustment of their interest rates on set dates and are expected to have fair values that will be relatively unaffected by interest rate changes. Variable-rate securities may have limits on how high or low the interest rate may change. These constraints may affect the market value of the security.

Callable bonds. Although bonds are issued with clearly defined maturities, an issuer may be able to redeem, or call, a bond earlier than its maturity date. The University must then replace the called bond with a bond that may have a lower yield than the original. The call feature causes the fair value to be highly sensitive to changes in interest rates.

At June 30, the effective durations for these securities are shown in **Table 3.5**:

Table 3.5: Effective Durations for Certain Securities (in years)

Description	University of California 2024	University of California 2023	Campus Foundations 2024	Campus Foundations 2023	University of California Retirement System (UCRS) 2024	University of California Retirement System (UCRS) 2023
Mortgage-backed securities	3.1	3.0	3.9	3.9	5.0	5.5
Collateralized mortgage obligations			2.5	2.7	3.7	4.9
Other asset-backed securities			1.2	1.0	0.1	2.3
Structured notes	2.7	2.9			3.0	4.1
Variable-rate securities	0.7	2.9			0.9	3.4
Callable bonds	2.6	1.8			2.6	3.0
Convertible bonds					1.5	2.7

Foreign currency risk

The University's strategic asset allocation policy for TRIP, UCRS and GEP includes allocations to non-U.S. equities and non-dollar-denominated bonds. The benchmarks for these investments are not hedged; therefore, foreign currency risk is part of the investment strategy. Portfolio guidelines for U.S. investment-grade fixed-income securities also allow exposure to non-U.S. dollar-denominated bonds up to 10 percent of the total portfolio market value. Exposure to foreign currency risk from these securities is permitted, and it may be fully or partially hedged using forward foreign currency exchange contracts. Under the University's investment policies, such instruments are not permitted for speculative use or to create leverage. Similar limits on foreign exchange exposure apply to the high-yield debt and emerging market debt portfolios.

At June 30, the foreign currency risk expressed in U.S. dollars, organized by currency denomination and investment type, is shown in **Table 3.6**:

Table 3.6: Foreign Currency Risk (in thousands of dollars)

Description	University of California 2024	University of California 2023	Campus Foundations 2024	Campus Foundations 2023	University of California Retirement System (UCRS) 2024	University of California Retirement System (UCRS) 2023
Equity securities						
Euro	\$1,296,877	\$1,017,777			\$4,819,475	\$4,140,709
British Pound	537,197	377,956			1,959,161	1,572,528
Japanese Yen	969,169	634,106			3,594,100	2,777,226
Canadian Dollar	430,449	288,019			1,589,364	1,259,656
Swiss Franc	382,550	289,691			1,386,611	1,190,684
Australian Dollar	258,231	172,971			952,003	750,052
Hong Kong Dollar	393,814	308,053			1,394,759	1,263,430
Swedish Krona	162,393	131,074			605,268	501,419
Singapore Dollar	46,951	30,289			176,521	128,444
Danish Krone	166,110	87,870			618,245	383,130
Norwegian Krone	30,447	19,150			109,119	81,231
South Korean Won	238,104	154,155			831,154	620,747
Brazilian Real	70,473	59,632			236,433	242,620
Indian Rupee	576,251	348,233	\$21,584	\$19,614	1,809,608	1,159,985
Taiwan New Dollar	399,717	204,663			1,398,843	837,109
South African Rand	56,109	38,475			196,222	149,216
Thai Baht	26,980	21,340			96,127	88,964
Mexican Peso	38,922	31,070			135,152	122,041
Chinese Yuan Renminbi	55,489	40,154			198,567	181,082
Other	265,263	189,070	64	19	902,388	755,048
Subtotal	6,401,496	4,443,748	21,648	19,633	23,009,120	18,205,321
Fixed-income securities						
Mexican Peso				934		
Subtotal				934		
Commingled funds (various currency denominations)						
Absolute return funds	2,960	3,493	1,560,254	955,057	260,692	
Non-U.S. equity funds	1,303,338	1,633,719	855,618	834,984	3,296,006	4,101,538
Private equity	34,688	21,991	549,599	546,022	273,072	227,961
Private credit						307,747
Real estate investment trusts			10,215	12,632		
Real assets	9,661	13,809	120,886	136,016	54,744	78,254
Non-U.S. bond funds	119	73	31,247	20,180		11
Balanced funds			239,379	150,497		
Subtotal	1,350,766	1,673,085	3,367,198	2,655,388	3,884,514	4,715,511
Investment derivatives						
Australian Dollar						1
Canadian Dollar	9	10			66	73
Japanese Yen				11		
Hong Kong Dollar	17				38	
Euro	30	30		15	49	89
Other	18	7		22	59	30
Subtotal	74	47		48	212	193
Publicly traded real estate investment trusts						
Australian Dollar	22,005	13,877			82,744	58,495
Euro	10,674	7,428			38,830	30,323
British Pound	14,174	9,030			49,692	36,886
Japanese Yen	21,104	17,090			65,544	66,701
Singapore Dollar	9,202	7,148			33,691	30,718
Canadian Dollar	4,233	3,821			13,737	15,261
Other	8,506	13,951			28,315	43,506
Subtotal	89,898	72,345			312,553	281,890
Total exposure to foreign currency risk	\$7,842,234	\$6,189,225	\$3,388,846	\$2,676,003	\$27,206,399	\$23,202,915

The University's Investment Pools

The composition of the University's investments at June 30, 2024, by investment pool, is shown in **Table 3.7a**:

Table 3.7a: Composition of University's Investments by Investment Pool at June 30, 2024 (in thousands of dollars)

Description	STIP	TRIP	BGP	GEP	Other	Total
Equity securities		\$5,090,829	\$5,750,667	\$9,326,642	\$104,825	\$20,272,963
U.S. government-guaranteed	\$652,573	2,921,264	636,037	860,679	22,734	5,093,287
Other U.S. dollar-denominated	4,336,402	1,500,215	315,036	511,768	5,947	6,669,368
Commingled funds	940,531	121,747	62,774	11,254,593	619,992	12,999,637
Investment derivatives		160	134	173	28	495
Publicly traded real estate investment trusts		111,894	126,551	191,143	1,745	431,333
Mortgage loans	1,408,454					1,408,454
Real estate				95,163	32,180	127,343
Other investments				159,359	10,195	169,554
Subtotal	7,337,960	9,746,109	6,891,199	22,399,520	797,646	47,172,434
Campus foundations' investments with the University	(406,261)			(3,024,147)	(243,199)	(3,673,607)
UCRS investment in STIP	(2,953,909)					(2,953,909)
Custodial investment funds	(353,602)	(50,852)		(226,011)		(630,465)
Total investments	\$3,624,188	\$9,695,257	\$6,891,199	\$19,149,362	\$554,447	\$39,914,453

The composition of the University's investments at June 30, 2023, by investment pool, is shown in **Table 3.7b**:

Table 3.7b: Composition of University's Investments by Investment Pool at June 30, 2023 (in thousands of dollars)

Description	STIP	TRIP	BGP	GEP	Other	Total
Equity securities		\$6,771,581	\$2,137,502	\$6,462,027	\$108,449	\$15,479,559
U.S. government-guaranteed	\$1,514,632	4,141,788	321,488	863,330	22,443	6,863,681
Other U.S. dollar-denominated	8,171,583	2,214,902	179,687	421,732	9,005	10,996,909
Commingled funds	198,732	121,373	26,435	11,340,980	\$603,391	12,290,911
Investment derivatives		1,470	409	540	32	2,451
Publicly traded real estate investment trusts		171,719	52,538	150,917	1,797	376,971
Mortgage loans	934,755					934,755
Real estate				157,738	32,606	190,344
Other investments				141,352	10,204	151,556
Subtotal	10,819,702	13,422,833	2,718,059	19,538,616	787,927	47,287,137
Campus foundations' investments with the University	(1,876,336)			(2,624,525)	(216,277)	(4,717,138)
UCRS investment in STIP	(4,365,490)					(4,365,490)
Custodial investment funds	(337,951)	(46,293)		(210,858)		(595,102)
Total investments	\$4,239,925	\$13,376,540	\$2,718,059	\$16,703,233	\$571,650	\$37,609,407

The total investment returns based upon unit values, representing the combined income plus net appreciation or depreciation in the fair value of investments, for the year ended June 30, 2024 were 12.1 percent for TRIP, 15.7 percent for BGP, 11.7 percent for GEP and 12.2 percent for UCRP. The total investment returns based upon unit values, representing the combined income plus net appreciation or depreciation in the fair value of investments, for the year ended June 30, 2023, were 8.6 percent for TRIP, 13.3 percent for BGP, 8.2 percent for GEP and 10.1 percent for UCRP. The investment return for STIP distributed to participants, representing combined income and realized gains or losses, during the same periods, was 4.2 percent and 2.8 percent, respectively. Other investments consist of numerous small portfolios of investments or individual securities, each with its own individual rate of return.

Related Party Relationships with the University

UCRS and campus foundations may invest available cash in STIP. Shares are purchased or redeemed at a constant value of \$1 per share. Actual income earned, including any realized gains or losses on the sale of STIP investments, is allocated to UCRS and campus foundations based upon the number of shares held. Unrealized gains and losses associated with the fluctuation in the fair value of investments included in STIP are recorded by the University as the manager of the pool. The net asset value for STIP is held at a constant value of \$1 and is not adjusted for unrealized gains and losses associated with the fluctuation in the fair value of investments included in STIP.

The campus foundations may also purchase or redeem shares in GEP, BGP, TRIP or other investment pools at the unitized value of the portfolio at the time of purchase or redemption. Actual income earned is allocated to the campus foundations based upon the number of shares held.

Campus Foundations

The campus foundations' cash and cash equivalents and investments that are invested with the University are excluded from the University's statements of net position and included in the campus foundations' statements of net position. Under the accounting policies elected by each campus foundation, certain foundations classify all or a portion of their investment in STIP as cash and cash equivalents, rather than investments. Substantially all of the campus foundations' investments managed by the University are categorized as commingled funds or commingled money market funds by the campus foundations in the composition of investments.

The fair value of the campus foundations' cash and cash equivalents and investments that are invested with the University, by investment pool, at June 30 are shown in **Table 3.8**:

Table 3.8: Fair Value of the Foundations' Cash, Cash Equivalents, Investments *(in thousands of dollars)*

Description	Campus Foundations 2024	Campus Foundations 2023
STIP	\$406,261	\$1,876,336
GEP	3,024,147	2,624,525
Other investment pools	243,199	216,277
Campus foundations' investments with the University	3,673,607	4,717,138
Classified as cash and cash equivalents by campus foundations	(147,742)	(175,874)
Classified as investments by campus foundations	\$3,525,865	\$4,541,264

Investment income in the University's statements of revenues, expenses and changes in net position is net of income earned by, and distributed to, the campus foundations totaling \$49.9 million and \$69.1 million for the years ended June 30, 2024 and 2023, respectively.

UCRS

UCRS had \$3.0 billion and \$4.4 billion invested in STIP at June 30, 2024 and 2023, respectively. These investments are excluded from the University's statements of net position and are included in UCRS' statements of fiduciary net position. They are categorized as commingled money market funds in the composition of investments for UCRS. STIP investment income in the University's statements of revenues, expenses and changes in net position is net of income earned by, and distributed to, UCRS totaling \$136.8 million and \$115.8 million for the years ended June 30, 2024 and 2023, respectively.

External Investment Pools

STIP and GEP are external investment pools. The composition of their net position at June 30 is shown in **Table 3.9**:

Table 3.9: Composition of Net Position for STIP and GEP (in thousands of dollars)

Description	STIP 2024	STIP 2023	GEP 2024	GEP 2023
Investments	\$7,337,960	\$10,819,702	\$22,399,520	\$19,538,616
Investment of cash collateral			810,073	636,169
Securities lending collateral			(810,073)	(636,169)
Other assets, net	5,843,743	5,530,511	201,180	1,043,224
Net position	\$13,181,703	\$16,350,213	\$22,600,700	\$20,581,840

Participants purchase or redeem shares in STIP at a constant value of \$1 per share and purchase or redeem shares in GEP at the unitized value of the portfolio at the time of purchase or redemption. Actual income earned is allocated to participants based upon the number of shares held.

Other assets include amounts receivable for pension benefits from the campuses and medical centers of \$5.9 billion and \$5.5 billion at June 30, 2024 and 2023, respectively.

The changes in net position for STIP and GEP for the year ended June 30 shown in **Table 3.10**:

Table 3.10: Changes in Net Position for STIP and GEP (in thousands of dollars)

Description	STIP 2024	STIP 2023	GEP 2024	GEP 2023
Net position, beginning of year	\$16,350,213	\$16,876,193	\$20,581,840	\$18,227,737
Investment income	576,010	496,962	179,409	222,471
Net appreciation (depreciation) in fair value of investments	12,175	(11,702)	2,130,895	1,354,299
Net transfer to TRIP		(749,101)		
Net transfer to BGP	(2,987,621)	(150,000)		
Participant contributions (withdrawals)	(769,074)	(112,139)	(291,444)	777,333
Net position, end of year	\$13,181,703	\$16,350,213	\$22,600,700	\$20,581,840

4. Securities Lending

The University and UCRS jointly participate in a securities lending program as a means to augment income. Securities are lent to selected brokerage firms for which collateral received equals or exceeds the fair value of such investments lent during the period of the loan. Securities loans immediately terminate upon notice by either the University or the borrower. Collateral may be cash or securities issued by the U.S. government or its agencies, or the sovereign or provincial debt of foreign countries. Securities collateral cannot be pledged or sold by the University unless the borrower defaults.

Loans of domestic equities and all fixed-income securities are initially collateralized at 102 percent of the fair value of securities lent. Loans of foreign equities are initially collateralized at 105 percent. All borrowers are required to provide additional collateral by the next business day if the value of the collateral falls to less than 100 percent of the fair value of securities lent.

Cash collateral received from the borrower is invested by lending agents, as agents for the University, in investment pools in the name of the University, with guidelines approved by the University. These investments are shown as investment of cash collateral in the statement of net position. At June 30, 2024 and 2023, the securities in these pools had a weighted average maturity of 11 days and 3 days, respectively. The University records a liability for the return of the cash collateral shown as collateral held for securities lending in the statements of net position. Securities collateral received from the borrower is held in investment pools by the University's custodial bank.

At June 30, 2024 and 2023, the University had insignificant exposure to borrowers because the amounts the University owed the borrowers were substantially the same as the amounts the borrowers owed the University. The University is indemnified by its lending agents against any losses incurred as a result of borrower default.

The composition of the securities lending programs at June 30 is shown in **Table 4.1**:

Table 4.1: Composition of the Securities Lending Program (in thousands of dollars)

Description	University of California 2024	University of California 2023	University of California Retirement System (UCRS) 2024	University of California Retirement System (UCRS) 2023
Securities lent				
For cash collateral:				
Equity securities:				
Domestic	\$1,349,360	\$1,260,717	\$8,002,493	\$5,454,648
Foreign	429,580	207,478	1,302,812	772,168
Fixed-income securities:				
U.S. government-guaranteed	9,404	48,251	773,870	811,410
U.S. agency	118,604	43,502	1,590,842	638,693
Other U.S. dollar-denominated	327,079	317,106	1,308,721	775,060
Foreign currency-denominated				2,426
Lent for cash collateral	2,234,027	1,877,054	12,978,738	8,454,405
For securities collateral:				
Equity securities:				
Domestic	299	14		34
Foreign	2,168	275	2,161	67
Publicly traded real estate investment trusts:				
Publicly traded real estate investment trust				
Fixed-income securities:				
U.S. government-guaranteed	46,481	5,290	3,583,205	2,773,493
Other U.S. dollar-denominated				
Foreign currency-denominated				
Lent for securities collateral	48,948	5,579	3,585,366	2,773,594
Total securities lent	\$2,282,975	\$1,882,633	\$16,564,104	\$11,227,999
Collateral received				
Cash	\$2,299,343	\$1,913,858	\$13,310,851	\$8,621,742
Total cash collateral received	2,299,343	1,913,858	13,310,851	8,621,742
Securities	53,841	6,137	3,943,813	3,431,453
Total collateral received	\$2,353,184	\$1,919,995	\$17,254,664	\$12,053,195
Investment of cash collateral				
Fixed-income securities:				
Other U.S. dollar-denominated:				
Corporate bonds	\$25,777	\$27,232	\$149,223	\$122,678
Commercial paper	194,918	54,171	1,128,376	244,037
Repurchase agreements	1,645,503	1,195,531	9,525,781	5,385,771
Certificates of deposit/time deposits	369,251	645,778	2,137,588	2,909,169
Supranational/foreign	64,494	9,443	373,357	42,539
Other liabilities, net*	(604)	(18,269)	(3,457)	(82,434)
Investment of cash collateral	2,299,339	1,913,886	\$13,310,868	\$8,621,760
Less: Current portion	(2,203,923)	(1,833,062)		
Noncurrent portion	\$95,416	\$80,824		

*Other liabilities, net is comprised of pending settlements of cash collateral investments.

Investment Risk Factors

There are a variety of potential risk factors involved in a securities lending program. Risks associated with the investment of cash collateral may include the credit risk from fixed-income securities, concentration of credit risk, interest rate risk and foreign currency risk. In addition, there may be custodial credit risk associated with both cash and securities received as collateral for securities lent.

The University's and UCRS' investment guidelines and other information related to each of these risks are summarized below. Campus foundations that participate in a securities lending program may have their own individual investment policies designed to limit the same risks.

Credit risk

The University's and UCRS' investment guidelines for the investment of cash collateral maintained in separately managed collateral pools restrict the credit rating of issuers at the time of purchase to no less than A-1, P-1 or F-1 for short-term securities and no less than A2/A for long-term securities. Asset-backed securities must have a rating of AAA at the time of purchase.

The credit risk profile for fixed- or variable-income securities associated with the investment of cash collateral at June 30 is shown in **Table 4.2**:

Table 4.2: Credit Risk Profile (in thousands of dollars)

Description	University of California 2024	University of California 2023	University of California Retirement System (UCRS) 2024	University of California Retirement System (UCRS) 2023
Fixed- or variable-income securities:				
Other U.S. dollar-denominated:				
AAA	\$35,298	\$6,150	\$204,340	\$27,704
AA-	128,959	155,382	746,540	699,983
A+	203,583	302,612	1,178,536	1,363,237
A	98,395	100,831	569,604	454,236
A-1+	27,176	62,709		282,498
A-1 / A-2 / P-1 / F-1	131,384	105,647	920,506	475,929
Not rated	29,196	3,293	169,017	14,835
Other liabilities, net[*]: not rated	(604)	(18,269)	(3,457)	(82,434)

^{*}Other liabilities, net is comprised of pending settlements of cash collateral investments.

Custodial credit risk

Cash collateral received for securities lent is invested in pools by the University's lending agents. The University's and UCRS' securities related to the investment of cash collateral are registered in the University's name by the lending agents. Securities collateral received for securities lent are held in investment pools by the University's lending agents. As a result, custodial credit risk is remote.

Concentration of credit risk

The University's and UCRS' investment guidelines with respect to the concentration of credit risk associated with the investment of cash collateral in the separately managed collateral pools restricts investments in any single issuer of corporate debt securities, time deposits, certificates of deposit, banker's acceptances and money market funds to no more than 5 percent of the portfolio value at the time of purchase. Campus foundations that directly participate in a securities lending program do not have specific investment policies related to concentration of credit risk, although the lending agreements with the agents establish restrictions for the type of investments, as well as minimum credit ratings.

Investments in issuers other than U.S. government-guaranteed securities that represent 5 percent or more of the total investment of cash collateral at June 30 are shown in **Table 4.3**:

Table 4.3: Investment in Issuers Other Than U.S. Government-Guaranteed Securities that Represent 5 percent or more of the Total Investment of Cash Collateral *(in thousands of dollars)*

Description	University of California 2024	University of California 2023	University of California Retirement System (UCRS) 2024	University of California Retirement System (UCRS) 2023
Goldman Sachs & Co.	\$181,176	\$132,609	\$1,048,823	\$597,391
Citigroup Global Markets Inc.	337,352	151,735	1,952,931	683,549
Bank of America Corporation	138,460		801,541	
JP Morgan Securities LLC	125,203		724,799	
Barclays Bank PLC	142,437	296,637	824,564	1,336,321

Interest rate risk

The nature of individual securities in the collateral pools allows for the use of weighted average maturity as an effective risk management measure. The University's and UCRS' investment guidelines with respect to the interest rate risk associated with the investment of cash collateral in the separately managed collateral pools require the weighted average maturity of the entire collateral pool to be less than 120 days. The maturity of securities issued by the U.S. government and asset-backed securities must be less than five years, corporate debt obligations must be less than two years and time deposits must be less than 190 days.

The weighted average maturity expressed in days for fixed- or variable-income securities associated with the investment of cash collateral at June 30 is shown in **Table 4.4**:

Table 4.4: Weighted Average Maturity *(in days)*

Description	University of California 2024	University of California 2023	University of California Retirement System (UCRS) 2024	University of California Retirement System (UCRS) 2023
Fixed- or variable-income securities:				
Other U.S. dollar-denominated:				
Corporate bonds	150	1	150	1
Commercial paper	38	39	38	39
Repurchase agreements	2	2	2	2
Certificates of deposit/time deposits	25	4	26	4
Supranational/foreign	43	17	43	17

Investment of cash collateral may include various asset-backed securities, structured notes and variable-rate securities that may be considered to be highly sensitive to changes in interest rates due to the existence of prepayment or conversion features, although the weighted average maturity may be short.

At June 30, the fair value of investments that are considered to be highly sensitive to changes in interest rates is shown in **Table 4.5**:

Table 4.5: Fair Value of Investments Highly Sensitive to Interest Rate Changes *(in thousands of dollars)*

Description	University of California 2024	University of California 2023	University of California Retirement System (UCRS) 2024	University of California Retirement System (UCRS) 2023
Other asset-backed securities	\$60,812	\$9,443	\$352,039	\$42,539
Variable-rate investments	1,519,212	1,597,069	8,794,688	7,194,641
Total	\$1,580,024	\$1,606,512	\$9,146,727	\$7,237,180

At June 30, 2024 and 2023, the weighted average maturity expressed in days for asset-backed securities was 2 days and less than a day, respectively. For both June 30, 2024 and June 30, 2023, the weighted average maturity expressed in days for variable-rate investments was 1 day.

Foreign currency risk

The University's and UCRS' investment policy with respect to the foreign currency risk associated with the investment of cash collateral maintained in separate collateral pools restricts investments to U.S. dollar-denominated securities. Therefore, there is no foreign currency risk.

5. Derivative Financial Instruments

The University may use derivatives including futures, forward contracts, options and interest rate swap contracts as a substitute for investing in equity and fixed-income securities to reduce the effect of fluctuating foreign currencies on foreign currency-denominated investments, or to limit its exposure of variable-rate bonds to changes in market interest rates. The Board of Trustees for each campus foundation may also authorize derivatives in its investment policy.

The University enters into futures contracts for the purpose of acting as a substitute for investing in equity and fixed-income securities. A futures contract is an agreement between two parties to buy and sell a security or financial index, interest rate or foreign currency at a set price on a future date. They are standardized contracts that can be easily bought and sold and are exchange-traded. Upon entering into such a contract, the University is required to pledge to the broker an amount of cash or securities equal to the minimum initial margin requirements of the exchange on which the contract is traded. Pursuant to the contract, the University agrees to receive from, or pay to, the counterparty an amount of cash equal to the daily fluctuation in the value of the contract. These contracts are settled on a daily basis, with the resulting realized gain or loss included in the statements of revenues, expenses and changes in net position. The settlement amount at the end of each day for each of the contracts, or variation margin, is included in investments and represents the fair value of the contracts.

Forward contracts are similar to futures contracts, although they are not exchange-traded. Foreign currency exchange contracts are forward contracts used to hedge against foreign currency exchange rate risks on non-U.S. dollar-denominated investment securities and to increase or decrease exposure to various foreign currencies.

An options contract gives the University the right to buy or sell a specified security or index at a fixed price during a specified period for a nonrefundable fee (the "premium"). The maximum loss to the University is limited to the premium originally paid for covered options. The University initially records premiums paid for the purchase of these options in the statements of net position as an investment which is subsequently adjusted to reflect the fair value of the options, with unrealized gains and losses included in the statements of revenues, expenses and changes in net position.

Rights and warrants provide the holder the right to buy a stock at a predetermined price for a finite period of time. Warrants usually have a longer time period to expiration. The holder of a right or warrant is permitted to buy at a price that may be below the actual market price for that stock. Warrants and rights cease to exist and become worthless if not used by their expiration date.

An interest rate swap is a contractual agreement entered into between the University and a counterparty under which each agrees to exchange periodic fixed or variable payments for an agreed period of time based upon a notional amount of principal or value of the

underlying contract. The payments correspond to an equity index, an interest rate or currency. A credit default swap is an agreement whereby the seller will compensate the buyer in the event of a loan default. A swaption is an option granting its owner the right to enter into an underlying swap. The University considers its futures, forward contracts, options, credit default swaps, swaptions, rights, warrants and certain interest rate swaps to be investment derivatives.

As a means to lower the University's borrowing costs, when compared against fixed-rate bonds at the time of issuance, the University entered into interest rate swap agreements in connection with certain of its variable-rate Medical Center Pooled Revenue Bonds and General Revenue Bonds. The University determined certain of its interest rate swaps are derivative instruments that meet the criteria for an effective hedge. Certain of the interest rate swaps are considered hybrid instruments since, at the time of execution, the fixed rate on each of the swaps was off-market and the University received an upfront payment. As such, these swaps are each comprised of a derivative instrument, an at-the-market swap that is an effective hedge and a companion borrowing represented by the upfront payment. The unamortized amount of the borrowing under the companion instruments was \$63.2 million and \$66.7 million at June 30, 2024 and 2023, respectively.

The fair value balances and notional amounts of derivative instruments outstanding at June 30, categorized by type, and the changes in fair value of such derivatives are shown in **Tables 5.1a, 5.1b and 5.1c**:

University

Table 5.1a: Fair Value Balances and Notional Amounts of Derivative Instruments Outstanding for the University

(in thousands of dollars)

Category	Notional amount 2024	Notional amount 2023	Fair value classification	Fair value 2024	Fair value 2023	Changes in fair value classification	Changes in fair value 2024	Changes in fair value 2023
Investment derivatives								
Futures contracts:								
Domestic equity futures:								
Domestic equity futures: Long positions	\$125,036	\$100,670	Investments	\$378	\$2,374	Net appreciation	\$14,575	\$12,217
Foreign equity futures: Long positions	1,970	643	Investments	15	10	Net appreciation	10	105
Futures contracts	127,006	101,313		393	2,384		14,585	12,322
Foreign currency exchange contracts: Long positions	22	23	Investments			Net appreciation (depreciation)	(18)	38
Foreign currency exchange contracts: Short positions	3,052	3,512	Investments	20	11	Net appreciation (depreciation)	127	(93)
Foreign currency exchange contracts	3,074	3,535		20	11		109	(55)
Other: Stock rights/warrants			Investments	82	56	Net appreciation (depreciation)	(167)	302
Other				82	56		(167)	302
Total investment derivatives	\$130,080	\$104,848		\$495	\$2,451		\$14,527	\$12,569
Cash flow hedges								
Effective interest rate swaps: Pay fixed, receive variable	\$1,148,715	\$1,760,550	Other (liabilities)	\$97,416	\$63,152	Deferred inflows	\$34,264	\$64,330

Campus Foundations

Table 5.1b: Fair Value Balances and Notional Amounts of Derivative Instruments Outstanding for Campus Foundations

(in thousands of dollars)

Category	Notional amount 2024	Notional amount 2023	Fair value classification	Fair value 2024	Fair value 2023	Changes in fair value classification	Changes in fair value 2024	Changes in fair value 2023
Investment derivatives								
Futures contracts:								
Domestic equity futures:								
Futures contracts:			Investments			Net appreciation		\$2,535
Long positions								
Foreign equity futures:		\$10,885	Investments		\$48	Net appreciation	\$947	997
Long positions								
Domestic fixed income futures:	\$30,129		Investments	\$64		Net depreciation	(2,434)	
Long positions								
Other: Swaps	205,848	212,355	Investments			Net appreciation	27,747	24,271
Total investment derivatives	\$235,977	\$223,240		\$64	\$48		\$26,260	\$27,803

UCRS

Table 5.1c: Fair Value Balances and Notional Amounts of Derivative Instruments Outstanding for UCRS (in thousands of dollars)

Category	Notional amount 2024	Notional amount 2023	Fair value classification	Fair value 2024	Fair value 2023	Changes in fair value classification	Changes in fair value 2024	Changes in fair value 2023
Investment derivatives								
Futures contracts:								
Domestic equity futures:								
Futures contracts:	\$737,499	\$604,474	Investments	\$1,951	\$13,503	Net appreciation	\$76,873	\$75,090
Long positions								
Foreign equity futures:	33,386	49,890	Investments	226	643	Net appreciation	4,828	7,826
Long positions								
Foreign equity futures:						Net appreciation		202
Short positions								
Futures contracts	770,885	654,364		2,177	14,146		81,701	83,118
Foreign currency exchange contracts: Long positions	10,125	10,939	Investments	(161)	(225)	Net appreciation (depreciation)	(2,481)	3,014
Foreign currency exchange contracts: Short positions	268,869	309,399	Investments	1,740	1,005	Net appreciation (depreciation)	11,140	(8,477)
Foreign currency exchange contracts	278,994	320,338		1,579	780		8,659	(5,463)
Other: Stock rights/warrants			Investments	256	309	Net appreciation (depreciation)	(1,402)	1,692
Other				256	309		(1,402)	1,692
Total investment derivatives	\$1,049,879	\$974,702		\$4,012	\$15,235		\$88,958	\$79,347

Objectives and Terms of Hedging Derivative Instruments

The objectives and terms of the hedging derivative instruments outstanding at June 30, along with the credit rating of the associated counterparty, are shown in **Table 5.2**:

Table 5.2: Objectives and Terms of the Hedging Derivative Instruments Outstanding for the University (in thousands of dollars)

Type	Objective	Notional amounts 2024	Notional amount 2023	Effective date	Maturity date	Cash paid or received	Terms	Counterparty credit rating	Fair value 2024	Fair value 2023
Pay fixed, receive variable interest rate swap	Hedge of changes in cash flows on variable-rate Medical Center Pooled Revenue Bonds	\$40,470	\$44,760	2020	2032	None	Pay fixed 3.5897%; receive 58% of Federal Funds Rate + 0.564%	Aa1/A+	(\$1,022)	(\$1,515)
Pay fixed, receive variable interest rate swap	Hedge of changes in cash flows on variable-rate Medical Center Pooled Revenue Bonds	24,730	28,245	2020	2030	None	Pay fixed 4.55%; receive 67% of Federal Funds Rate + 0.76%	Aa2/A+	(818)	(1,174)
Pay fixed, receive variable interest rate swap	Hedge of changes in cash flows on variable-rate Medical Center Pooled Revenue Bonds	38,670	38,670	2020	2037	None	Pay fixed 4.625%; receive 67% of Federal Funds Rate + 0.797%	Aa2/A+	(3,928)	(5,176)
Pay fixed, receive variable interest rate swap	Hedge of changes in cash flows on variable-rate Medical Center Pooled Revenue Bonds	54,495	54,495	2020	2043	None	Pay fixed 4.6935%; receive 67% of Federal Funds Rate + 0.861%	Aa2/A+	(6,045)	(8,938)
Pay fixed, receive variable interest rate swap	Hedge of changes in cash flows on variable-rate Medical Center Pooled Revenue Bonds	50,000	50,000	2020	2043–2047	None	Pay fixed 4.741%; receive 67% of Federal Funds Rate + 0.902%	Aa2/A+	(9,041)	(12,151)
Pay fixed, receive variable interest rate swap	Hedge of changes in cash flows on variable-rate General Revenue Bonds	500,000	500,000	2023	2039	None	Pay fixed 1.9817%; receive 70% of Federal Funds Rate	Aa2/AA-	40,816	22,757
Pay fixed, receive variable interest rate swap	Hedge of changes in cash flows on variable-rate General Revenue Bonds	100,000	100,000	2023	2039	None	Pay fixed 1.899%; receive 70% of Federal Funds Rate	Aa2/A+	8,981	5,487
Pay fixed, receive variable interest rate swap	Hedge of changes in cash flows on variable-rate General Revenue Bonds	340,350	344,380	2023	2048	None	Pay fixed 0.926% - 1.238%; receive 70% of Federal Funds Rate	A2/A,A2/A+	68,473	60,137
Pay fixed, receive variable interest rate swap	Hedge of changes in cash flows on variable-rate General Revenue Bonds		400,000	2019	2023	None	Pay fixed 1.8982%; receive 70% of Federal Funds Rate + 0.0925%	Aa2/AA-		2,484
Pay fixed, receive variable interest rate swap	Hedge of changes in cash flows on variable-rate General Revenue Bonds		100,000	2019	2023	None	Pay fixed 1.9057%; receive 70% of Federal Funds Rate + 0.0925%	Aa2/AA-		619
Pay fixed, receive variable interest rate swap	Hedge of changes in cash flows on variable-rate General Revenue Bonds		100,000	2019	2023	None	Pay fixed 1.8980%; receive 70% of Federal Funds Rate + 0.0975%	Aa2/A+		622
Interest rate swaps, net		\$1,148,715	\$1,760,550						\$97,416	\$63,152

Hedging Derivative Instrument Risk Factors

Credit risk

The University could be exposed to credit risk if the interest rate swap counterparties to the contracts are unable to meet the terms of the contracts. Contracts with positive fair values are exposed to credit risk. The University faces a maximum possible loss equivalent to the amount of the derivative's fair value, less any collateral held by the University provided by the counterparty. Contracts with negative fair values are not exposed to credit risk.

Although the University has entered into interest rate swaps with creditworthy financial institutions to hedge its variable-rate debt, there is credit risk for losses in the event of nonperformance by counterparties or unfavorable interest rate movements.

There are no collateral requirements related to the interest rate swap with the \$40.5 million notional amount. Depending on the fair value and the counterparty credit rating for the swaps related to the Medical Center Pooled Revenue Bonds with the counterparty that is currently rated Aa2/A+ with a combined notional amount of \$167.9 million, the University may be entitled to receive collateral to the extent the positive fair value exceeds \$20.0 million. At June 30, 2024 and 2023, there was no collateral required.

Depending on the fair value and the counterparty credit rating for the swaps related to the General Revenue Bonds with a combined notional amount of \$340.4 million, the University may be entitled to receive collateral. At June 30, 2024 and 2023, there was no collateral required.

Depending on the fair value and the counterparty credit rating for the swap related to the General Revenue Bonds with the counterparty that is currently rated Aa2/A+ with a notional amount of \$100.0 million, the University may be entitled to receive collateral to the extent the positive fair value with the counterparty exceeds \$20.0 million. At June 30, 2024 and 2023, there was no collateral required.

Interest rate risk

There is a risk that the value of the interest rate swaps will decline because of changing interest rates. The values of the interest rate swaps with longer maturities tend to be more sensitive to changing interest rates and, therefore, more volatile than those with shorter maturities.

Basis risk

There is a risk that the basis for the variable payment received on interest rate swaps will not match the variable payment on the bonds. This exposes the University to basis risk whenever the interest rates on the bonds are reset. The interest rate on the bonds is a tax-exempt interest rate, while the basis of the variable receipt on the interest rate swaps is taxable. Tax-exempt interest rates can change without a corresponding change in the Federal Funds Rate due to factors affecting the tax-exempt market which do not have a similar effect on the taxable market.

Termination risk

There is termination risk for interest rate swaps associated with variable-rate bonds in the event of nonperformance by counterparties in an adverse market, resulting in cancellation of the synthetic interest rate and returning the interest rate payments to the variable interest rates on the bonds. In addition, depending on the agreement, certain interest rate swaps may be terminated if a counterparty's credit quality rating, as issued by Moody's or S&P, falls below certain thresholds. For the interest rate swap with the \$40.5 million notional amount, the termination threshold is reached when the credit quality rating for either the underlying Medical Center Pooled Revenue Bonds or swap counterparty falls below Baa2 or BBB. For the swaps with the combined \$167.9 million notional amount, the termination threshold is reached when the credit quality rating for the underlying Medical Center Pooled Revenue Bonds falls below Baa3/BBB-, or the interest rate swap counterparty's rating falls below Baa2 or BBB. For the swaps with a combined notional amount of \$340.4 million with counterparties that are currently rated A2/A+ and A2/A, the termination threshold is reached when either the credit quality rating for the Medical Center Pooled Revenue Bonds or the swap counterparty's rating falls below Baa2 or BBB. Upon termination, the University may also owe a termination payment if there is a realized loss based on the fair value of each interest rate swap.

For the swap with notional amounts of \$500.0 million with a counterparty that is currently rated Aa2/AA-, the termination threshold is reached when the credit quality rating for the underlying General Revenue Bonds falls below Baa2 or BBB, or the swap counterparty's rating falls below A3 or A-. For the swap with a notional amount of \$100.0 million with a counterparty that is currently rated Aa2/A+, the termination threshold is reached when the credit quality rating for the underlying General Revenue Bonds falls below Baa2 or BBB, or the swap counterparty's rating falls below A3 or A-. Upon termination, the University may also owe a termination payment if there is a realized loss based on the fair value of each interest rate swap.

Rollover risk

The University is exposed to rollover risk on hedging derivative instruments that are hedges of debt that mature or may be terminated prior to the maturity of the hedged debt. When these hedging derivative instruments terminate, the University will be re-exposed to the risks being hedged by the hedging derivative instruments. The University is exposed to rollover risk on the interest rate swaps that mature in March 2039 and June 2039 because the hedged debt is scheduled to mature in May 2048.

6. Fair Value

Fair value is defined as the price that would be received to sell an asset or paid to transfer a liability in an orderly transaction between market participants at the measurement date. Assets and liabilities reported at fair value are organized into a hierarchy based on the levels of inputs observable in the marketplace that are used to measure fair value. Inputs are used in applying the various valuation techniques and take into account the assumptions that market participants use to make valuation decisions. Inputs may include price information, credit data, liquidity statistics and other factors specific to the financial instrument. Observable inputs reflect market data obtained from independent sources. In contrast, unobservable inputs reflect the entity's assumptions about how market participants would value the financial instrument.

A financial instrument's level within the fair value hierarchy is based on the lowest level of any input that is significant to the fair value measurement. The following describes the hierarchy of inputs used to measure fair value and the primary valuation methodologies used for financial instruments measured at fair value on a recurring basis:

Level 1 — Prices based on unadjusted quoted prices in active markets that are accessible for identical assets or liabilities are classified as Level 1. Level 1 investments include equity securities, commingled funds (exchange traded funds and mutual funds) and other publicly traded securities.

Level 2 — Quoted prices in markets that are not considered to be active, dealer quotations or alternative pricing sources for similar assets or liabilities for which all significant inputs are observable, either directly or indirectly, are classified as Level 2. Level 2 investments include fixed- or variable-income securities, commingled funds, certain derivatives and other assets that are valued using market information. Swaps are classified as level 2 on the fair value hierarchy.

Level 3 — Investments, variable rate investment contracts, and other assets classified as Level 3 have significant unobservable inputs, as they trade infrequently or not at all. The inputs into the determination of fair value of these financial instruments are based upon the best information in the circumstance and may require significant management judgment. Level 3 financial instruments include private equity investments, real estate and beneficial interests in irrevocable split-interest agreements. The inputs into the determination of fair value of these investments are based upon the best information in the circumstance and may require significant management judgment. Level 3 investments include private equity investments, real assets and real estate.

Net Asset Value (NAV) — Investments whose fair value is measured at NAV are excluded from the fair value hierarchy. Investments in nongovernmental entities that do not have a readily determinable fair value may be valued at NAV. Investments measured at NAV include hedge funds, private equity investments and commingled funds.

Not Leveled — Cash and cash equivalents including pending trades and settlements within various pools are not measured at fair value and, thus, are not subject to the fair value disclosure requirements.

Tables 6.1a, 6.1b and 6.1c summarize the investments and other assets reported at fair value within the fair value hierarchy as of June 30, 2024:

Table 6.1a: Investments and Other Assets Reported at Fair Value for the University as of June 30, 2024 *(in thousands of dollars)*

Description	Total	Quoted prices in active markets (Level 1)	Other observable inputs (Level 2)	Unobservable inputs (Level 3)	Net Asset Value (NAV)	Not leveled
Equity securities	\$20,272,963	\$20,272,737	\$26	\$200		
Fixed- or variable-income securities: U.S. government-guaranteed	5,093,287		5,093,287			
Fixed- or variable-income securities: Other U.S. dollar-denominated	6,669,368		6,669,368			
Commingled funds	12,999,637	1,148,539	152,905	2,452,000	\$9,167,205	\$78,988
Investment derivatives	495	82	413			
Publicly traded real estate investment trusts	431,333	431,333				
Mortgage loans	1,408,454			1,408,454		
Real estate	127,343			127,343		
Other investments	169,554			169,554		
Campus foundations' investments with the University	(3,673,607)					(3,673,607)
UCRS investment in STIP	(2,953,909)					(2,953,909)
Custodial investment funds	(630,465)					(630,465)
Total investments	\$39,914,453	\$21,852,691	\$11,915,999	\$4,157,551	\$9,167,205	(\$7,178,993)
Securities lending investments of cash collateral	\$2,299,339		\$2,299,943			(\$604)
Investments held by trustees	\$343,898	\$114,473	\$101,386		\$2,197	\$125,842
Beneficial interests included in other noncurrent assets	\$54,768			\$54,768		

Table 6.1b: Investments and Other Assets Reported at Fair Value for the Foundations as of June 30, 2024 *(in thousands of dollars)*

Description	Total	Quoted prices in active markets (Level 1)	Other observable inputs (Level 2)	Unobservable inputs (Level 3)	Net Asset Value (NAV)	Not leveled
Equity securities	\$207,303	\$175,044	\$1,425	\$30,834		
Fixed- or variable-income securities: U.S. government-guaranteed	492,254		492,254			
Fixed- or variable-income securities: Other U.S. dollar-denominated	411,653		411,599	54		
Commingled funds	14,933,055	1,228,769	410	163,813	\$13,467,951	\$72,112
Investment derivatives	64	64				
Real estate	324,795			42,403	282,392	
Other investments	352,312	4,266		1,780	343,673	2,593
Futures and options contracts	10,215		10,215			
Custodial investment funds	(728,256)	(24,863)	(13,265)	(1,655)	(346,362)	(342,111)
Total investments	\$16,003,395	\$1,383,280	\$902,638	\$237,229	\$13,747,654	(\$267,406)
Beneficial interests included in other noncurrent assets	\$99,698			\$99,698		

Table 6.1c: Investments and Other Assets Reported at Fair Value for UCRS as of June 30, 2024 (in thousands of dollars)

Description	Total	Quoted prices in active markets (Level 1)	Other observable inputs (Level 2)	Unobservable inputs (Level 3)	Net Asset Value (NAV)	Not leveled
Equity securities	\$72,487,939	\$72,483,258		\$4,681		
Fixed- or variable-income securities: U.S. government-guaranteed	9,000,519		\$9,000,519			
Fixed- or variable-income securities: Other U.S. dollar-denominated	10,891,436	3,679	10,887,757			
Commingled funds	38,487,869	3,283,462		4,883,383	\$29,921,317	\$399,707
Investment derivatives	4,012	256	3,756			
Publicly traded real estate investment trusts	2,295,247	2,295,247				
Other investments	575,074			399,912	175,162	
Real estate	875,979			477,150	398,829	
Total investments	\$134,618,075	\$78,065,902	\$19,892,032	\$5,765,126	\$30,495,308	\$399,707
Securities lending investments of cash collateral	\$13,310,868		\$13,314,325			\$(3,457)

Tables 6.2a, 6.2b and 6.2c summarize the investments and other assets reported at fair value within the fair value hierarchy as of June 30, 2023:

Table 6.2a: Investments and Other Assets Reported at Fair Value for the University as of June 30, 2023 (in thousands of dollars)

Description	Total	Quoted prices in active markets (Level 1)	Other observable inputs (Level 2)	Unobservable inputs (Level 3)	Net Asset Value (NAV)	Not leveled
Equity securities	\$15,479,559	\$15,478,254	\$25	\$1,280		
Fixed- or variable-income securities: U.S. government-guaranteed	6,863,681		6,863,681			
Fixed- or variable-income securities: Other U.S. dollar-denominated	10,996,909		10,996,909			
Commingled funds	12,290,911	414,089	(21)	2,049,545	\$9,795,861	\$31,437
Investment derivatives	2,451	77	2,374			
Publicly traded real estate investment trusts	376,971	376,971				
Mortgage loans	934,755			934,755		
Real estate	190,344			33,127	157,217	
Other investments	151,556			151,556		
Campus foundations' investments with the University	(4,717,138)					(4,717,138)
UCRS investment in STIP	(4,365,490)					(4,365,490)
Custodial investment funds	(595,102)					(595,102)
Total investments	\$37,609,407	\$16,269,391	\$17,862,968	\$3,170,263	\$9,953,078	(\$9,646,293)
Securities lending investments of cash collateral	\$1,913,886		\$1,932,156			(\$18,270)
Investments held by trustees	\$444,925	\$183,267	\$100,730		\$2,157	\$158,771
Beneficial interests included in other noncurrent assets	\$54,756			\$54,756		

Table 6.2b: Investments and Other Assets Reported at Fair Value for the Foundations as of June 30, 2023 *(in thousands of dollars)*

Description	Total	Quoted prices in active markets (Level 1)	Other observable inputs (Level 2)	Unobservable inputs (Level 3)	Net Asset Value (NAV)	Not leveled
Equity securities	\$85,519	\$56,471	\$297	\$28,751		
Fixed- or variable-income securities: U.S. government-guaranteed	565,013		565,013			
Fixed- or variable-income securities: Other U.S. dollar-denominated	370,372		370,318	54		
Foreign currency-denominated	934		934			
Commingled funds	13,851,432	937,256	403	116,166	\$12,693,459	\$104,148
Investment derivatives	48	48				
Real estate	308,288			38,193	270,095	
Other investments	338,641	4,303		1,964	330,524	1,850
Futures and options contracts	10,059		10,059			
Custodial investment funds	(705,961)	(9,024)	(12,896)	(1,613)	(347,455)	(334,973)
Total investments	\$14,824,345	\$989,054	\$934,128	\$183,515	\$12,946,623	(\$228,975)
Beneficial interests included in other noncurrent assets	\$74,071			\$74,071		

Table 6.2c: Investments and Other Assets Reported at Fair Value for UCRS as of June 30, 2023 *(in thousands of dollars)*

Description	Total	Quoted prices in active markets (Level 1)	Other observable inputs (Level 2)	Unobservable inputs (Level 3)	Net Asset Value (NAV)	Not leveled
Equity securities	\$58,292,012	\$58,287,558		\$4,454		
Fixed- or variable-income securities: U.S. government-guaranteed	7,953,360		\$7,953,360			
Fixed- or variable-income securities: Other U.S. dollar-denominated	11,979,680	3,966	11,975,714			
Commingled funds	36,641,392	2,608,925	(14,927)	4,275,136	\$30,988,707	(\$1,216,449)
Investment derivatives	15,235	4,817	10,418			
Publicly traded real estate investment trusts	2,126,913	2,126,913				
Other investments	548,539			367,396	181,143	
Real estate	1,242,310			845	1,241,465	
Total investments	\$118,799,441	\$63,032,179	\$19,924,565	\$4,647,831	\$32,411,315	(\$1,216,449)
Securities lending investments of cash collateral	\$8,621,760		\$8,704,194			(\$82,434)

Tables 6.3a, 6.3b and 6.3c present significant terms of certain investments at June 30, 2024:

Table 6.3a: Significant Terms of Investments for the University *(in thousands of dollars)*

Investment type	Fair value	Unfunded commitments	Remaining life (years)	Redemption terms and restrictions
Absolute return	\$904,680			Not eligible for redemption and lock-up provisions ranging from 0 to 3 years. For securities not eligible for redemption, the underlying assets are estimated to be liquidated within 3 to 5 years. For securities eligible for redemption, after initial lock-up expires, the redemption is available on a rolling basis and requires 30 to 365 days' prior notification.
Private equity	4,866,898	\$1,186,197	0 to 15	Not eligible for redemption.
Private credit	939,761	127,852	0 to 10	Not eligible for redemption and lock-up provisions ranging from 0 to 10 years. For securities not eligible for redemption, the underlying assets are estimated to be liquidated within 3 to 7 years. For securities eligible for redemption, after initial lock-up expires, the redemption is available on a rolling basis and requires 30 to 365 days' prior notification before winding down.
Real assets	593,136	113,513	0 to 15	Not eligible for redemption.
Real estate and real estate investment trusts	2,832,976	189,225	0 to 10	Closed-end funds are not eligible for redemption. For open-end funds, redemption is generally on a quarterly basis where the redemption date is the last day of each quarter. Payments of withdrawal requests are generally made within four quarters.
U.S. equity funds	3,447			Redemption generally requires at least 0 to 90 days' written notice of intention to terminate as of a date specified in the notice. Payments of withdrawal requests are generally made within 0 to 120 days.
Non-U.S. equity funds	1,303,338			Redemption requires at least 0 to 180 days' written notice of intention to terminate as of a date determined by the legal agreement between the investment manager and The Regents. Withdrawals may occur on the last business day of the month and are subject to certain withdrawal guidelines.
Balanced funds	321,842			Redemption requires at least 12 months' prior written notice of intention to terminate as of a date specified in the notice. Withdrawals will occur on the last business day of the month and are subject to certain withdrawal guidelines.

Table 6.3b: Significant Terms of Investments for the Foundations *(in thousands of dollars)*

Investment type	Fair value	Unfunded commitments	Remaining life (years)	Redemption terms and restrictions
Absolute return	\$3,344,044	\$260,437	0 to 1	Generally, lock-up provisions ranging from 0 to 3 years. After initial lock-up expires, redemptions are available and require 30 to 180 days' prior notification.
Private equity	3,161,609	1,414,187	0 to 15	Generally, lock-up provisions ranging from 0 to 16 years. After initial lock-up expires, redemptions are available and require 30 to 180 days' prior notification.
Real assets	59,314	40,795	0 to 12	Not eligible for redemption.
Real estate and real estate investment trusts	570,569	295,022	0 to 12	Not eligible for redemption.
U.S. equity and non-U.S. equity funds	2,959,580	32,667	0 to 15	Generally, lock-up provisions ranging from 0 to 4 years. After initial lock-up expires, redemptions are available and require 0 to 365 days' prior notification.

Table 6.3c: Significant Terms of Investments for UCRS *(in thousands of dollars)*

Investment Type	Fair value	Unfunded commitments	Remaining life (years)	Redemption terms and restrictions
Absolute return	\$1,845,464			Not eligible for redemption and lock-up provisions ranging from zero to three years. For securities not eligible for redemptions the underlying assets are estimated to be liquidated within three to five years. For securities eligible for redemptions, after initial lock-up expires, redemptions are available on a rolling basis and require 30 to 365 days' prior notification.
Private equity	9,743,822	\$3,032,429	0 to 15	Not eligible for redemption.
Private credit	2,278,817	520,303	0 to 10	Not eligible for redemption and lock-up provisions ranging from zero to ten years. For securities not eligible for redemptions the underlying assets are estimated to be liquidated within three to seven years. For securities eligible for redemptions, after initial lock-up expires, redemptions are available on a rolling basis and require 30 to 365 days' prior notification before winding down.
Real assets	3,154,240	643,239	0 to 15	Not eligible for redemption.
U.S. equity funds	5,213,097			Redemption generally requires at least zero to 90 days' written notice of intention to terminate as of a date specified in the notice. Payments of withdrawal requests are generally made within 0 to 120 days.
Non-U.S. equity funds	3,296,006			Redemption requires at least zero to 180 days' written notice of intention to terminate as of a date determined by the legal agreement between the investment manager and The Regents. Withdrawals may occur on the last business day of the month and are subject to certain withdrawal guidelines.
Real estate and real estate investment trusts	6,954,017	375,305	0 to 10	Closed-end funds are not eligible for redemption. For open-end funds, redemptions are generally on a quarterly basis where the redemption date is the last day of each quarter. Payments of withdrawal requests are generally made within four quarters.

7. Investments Held by Trustees

The University has entered into agreements with trustees to maintain trusts for compliance with the University's long-term debt requirements, capital projects and certain other requirements.

Capital Projects

Proceeds from the sale of bonds for the design and construction of third-party blended component unit housing facilities are held by trustees. The fair value of these investments was \$78.4 million and \$271.5 million at June 30, 2024 and 2023, respectively. Substantially all of these investments are of a highly liquid, short-term nature.

8. Accounts Receivable

Accounts receivable and the allowance for uncollectible accounts at June 30, 2024 and 2023 are shown in **Table 8.1a** and **8.1b**, respectively:

Table 8.1a: Accounts Receivable and the Allowance for Uncollectible Accounts at June 30, 2024 *(in thousands of dollars)*

Description	University of California state and federal government	University of California Medical Centers	University of California investment sales	University of California private grants and contracts	University of California Medical professional fees	University of California other	University of California total	Campus Foundations
Accounts receivable	\$1,442,568	\$4,622,410	\$171,911	\$806,873	\$750,897	\$1,636,707	\$9,431,366	\$30,332
Allowance for uncollectible accounts	(17,319)	(875,745)		(46,180)	(182,686)	(83,145)	(1,205,075)	
Accounts receivable, net	\$1,425,249	\$3,746,665	\$171,911	\$760,693	\$568,211	\$1,553,562	\$8,226,291	\$30,332

Table 8.1b: Accounts Receivable and the Allowance for Uncollectible Accounts at June 30, 2023 *(in thousands of dollars)*

Description	University of California state and federal government	University of California Medical Centers	University of California investment sales	University of California private grants and contracts	University of California Medical professional fees	University of California other	University of California total	Campus Foundations
Accounts receivable	\$1,001,618	\$3,716,381	\$594,299	\$711,559	\$695,098	\$1,139,966	\$7,858,921	\$39,999
Allowance for uncollectible accounts	(18,359)	(607,888)		(49,341)	(186,888)	(66,532)	(\$929,008)	
Accounts receivable, net	\$983,259	\$3,108,493	\$594,299	\$662,218	\$508,210	\$1,073,434	\$6,929,913	\$39,999

The University's other accounts receivable are primarily related to investment income, tuition and fees, auxiliary enterprises, insurance rebates and legal settlements.

The campus foundations' accounts receivable are primarily related to investment income.

The allowance for uncollectible accounts has changed the following revenues for the University for the years ended June 30 as shown in **Table 8.2**:

Table 8.2: Allowance for Uncollectible Accounts *(in thousands of dollars)*

Description	2024	2023
Student tuition and fees	(\$7,506)	(\$9,426)
Grants and contracts: Federal	2,434	(1,383)
Grants and contracts: State	(1,391)	(7,751)
Grants and contracts: Private	3,150	(5,782)
Grants and contracts: Local	(726)	29
Medical centers	(817,446)	(339,734)
Educational activities	(24,899)	(50,310)
Auxiliary enterprises	(1,276)	(3,864)
Other operating revenues	(5,219)	(6,167)
Allowance for uncollectible accounts	(\$852,879)	(\$424,388)

9. Pledges Receivable

The composition of pledges receivable at June 30 is summarized in **Table 9.1**:

Table 9.1: Composition of Pledges Receivable (in thousands of dollars)

Description	University of California 2024	University of California 2023	Campus Foundations 2024	Campus Foundations 2023
Total pledges receivable outstanding	\$82,561	\$64,197	\$1,809,303	\$1,900,812
Unamortized discount to present value	(1,422)	(372)	(156,048)	(170,341)
Allowance for uncollectible pledges	(10,828)	(10,061)	(81,135)	(79,773)
Total pledges receivable, net	70,311	53,764	1,572,120	1,650,698
Current portion of pledges receivable	(29,061)	(34,964)	(311,690)	(307,168)
Noncurrent portion of pledges receivable	\$41,250	\$18,800	\$1,260,430	\$1,343,530

Future receipts under pledge agreements for each of the five fiscal years subsequent to June 30, 2024 and thereafter are shown in **Table 9.2**:

Table 9.2: Future Receipts Under Pledge Agreements (in thousands of dollars)

Year Ending June 30	University of California	Campus Foundations
2025	\$38,552	\$421,929
2026	13,205	293,849
2027	4,960	271,158
2028	11,794	225,828
2029	3,350	195,327
2030–2034	10,451	178,674
Beyond 2034	249	222,538
Total payments on pledges receivable	\$82,561	\$1,809,303

10. Notes and Mortgages Receivable

The University's notes and mortgages receivable at June 30, 2024 and 2023 are shown in **Table 10.1a** and **10.1b**, respectively:

Table 10.1a: Notes and Mortgage Receivable at June 30, 2024 (in thousands of dollars)

Description	Current	Noncurrent notes	Noncurrent mortgages	Noncurrent total
Notes and mortgages receivable	\$34,923	\$417,624	\$37,409	\$455,033
Allowance for uncollectible amounts	(3,923)	(6,742)	(186)	(6,928)
Notes and mortgages receivable, net	\$31,000	\$410,882	\$37,223	\$448,105

Table 10.1b: Notes and Mortgage Receivable at June 30, 2023 (in thousands of dollars)

Description	Current	Noncurrent notes	Noncurrent mortgages	Noncurrent total
Notes and mortgages receivable	\$68,757	\$324,984	\$24,518	\$349,502
Allowance for uncollectible amounts	(2,020)	(19,364)	(151)	(19,515)
Notes and mortgages receivable, net	\$66,737	\$305,620	\$24,367	\$329,987

11. Capital Assets

The University's capital asset activity for the years ended June 30 is shown in **Table 11.1**:

Table 11a: University's Capital Assets at Original Cost (in thousands of dollars)

Original cost	2022	Additions/ transfers	Disposals	2023	Additions/ transfers	Disposals	2024
Land	\$1,544,105	\$187,975	(\$12,706)	\$1,719,374	\$408,323	(\$12,201)	\$2,115,496
Infrastructure	964,002	95,739		1,059,741	27,500		1,087,241
Buildings and improvements	49,887,356	1,456,693	(\$29,340)	51,314,709	3,894,835	(120,176)	55,089,368
Equipment, software and intangibles	9,775,592	789,688	(369,929)	10,195,351	964,614	(442,173)	10,717,792
Leases	3,068,485	520,974	(293,660)	3,295,799	281,952	(134,417)	3,443,334
Subscription-based IT arrangements	319,298	85,977	(9,155)	396,120	194,072	(60,879)	529,313
Libraries and collections	4,772,471	162,519	(20,648)	4,914,342	185,196	(63,568)	5,035,970
Special collections	618,141	30,690	(1,638)	647,193	10,803	(14)	657,982
Construction in progress	4,626,978	1,671,615	(33,630)	6,264,963	1,906,627	(7,784)	8,163,806
Capital assets, at original cost	\$75,576,428	\$5,001,870	(\$770,706)	\$79,807,592	\$7,873,922	(\$841,212)	\$86,840,302

Table 11b: University's Net Capital Assets and Accumulated Depreciation and Amortization (in thousands of dollars)

Accumulated depreciation and amortization	2022	Depreciation and amortization	Disposals	2023	Depreciation and amortization	Disposals	2024
Infrastructure	\$509,229	\$32,471		\$541,700	\$35,497		\$577,197
Buildings and improvements	21,842,900	1,551,388	(\$67,813)	23,326,475	1,819,533	(\$308,750)	24,837,258
Equipment, software and intangibles	6,920,208	717,228	(332,626)	7,304,810	787,450	(455,835)	7,636,425
Leases	762,521	289,968	(94,328)	958,161	293,915	(61,664)	1,190,412
Subscription-based IT arrangements	68,263	97,060	(9,155)	156,168	123,653	(60,981)	218,840
Libraries and collections	3,579,883	141,583	(5,095)	3,716,371	142,018	(50,636)	3,807,753
Accumulated depreciation and amortization	\$33,683,004	\$2,829,698	(\$509,017)	\$36,003,685	\$3,202,066	(\$937,866)	\$38,267,885
Capital assets, net	\$41,893,424			\$43,803,907			\$48,572,417

Service concession arrangements, reported as buildings and improvements, are \$278.7 million of original cost and \$55.2 million of accumulated depreciation at June 30, 2024, and are \$278.7 million of original cost and \$51.4 million of accumulated depreciation at June 30, 2023.

12. Self-Insurance and Other Liabilities

The University's self-insurance, obligations under life income agreements and other liabilities at June 30, 2024 and 2023 are shown in **Table 12.1**:

Table 12.1: Self Insurance, Obligations Under Life Income Agreements and Other Liabilities (in thousands of dollars)

Description	University of California current 2024	University of California noncurrent 2024	University of California current 2023	University of California noncurrent 2023	Campus Foundations current 2024	Campus Foundations noncurrent 2024	Campus Foundations current 2023	Campus Foundations noncurrent 2023
Self-insurance programs	\$807,666	\$1,632,855	\$596,454	\$1,392,511				
Obligations under life income agreements	1,276	\$32,491	1,331	\$32,891	\$16,825	\$136,581	\$16,449	\$135,177
Other liabilities:								
Compensated absences	917,924	\$496,781	880,488	\$466,650				
Accrued interest	222,474		217,607					
Fair value of interest rate swaps		36,644		63,151				
Short-term advances			3,955					
Other	797,012	287,840	924,016	351,978	83,538	45,319	123,226	44,130
Total	\$2,746,352	\$821,265	\$2,623,851	\$881,779	\$100,363	\$45,319	\$139,675	\$44,130

Self-insurance Programs

Self-insured liabilities changed as shown in **Table 12.2a** and **12.2b** for the years ended June 30, 2024 and 2023, respectively:

Table 12.2a: Self-Insured Liabilities at June 30, 2024 (in thousands of dollars)

Liabilities	Medical malpractice	Workers' compensation	Employee & student health care	General liability and other	Total
Liabilities at June 30, 2023	\$276,714	\$1,058,806	\$312,756	\$340,689	\$1,988,965
Claims incurred and changes in estimates	202,197	369,416	2,377,879	164,587	3,114,079
Claim payments	(69,505)	(92,947)	(2,378,008)	(122,063)	(2,662,523)
Liabilities at June 30, 2024	\$409,406	\$1,335,275	\$312,627	\$383,213	\$2,440,521
Discount rate	3.0%	3.0%	Undiscounted	3.0%	

Table 12.2b: Self-Insured Liabilities at June 30, 2023 (in thousands of dollars)

Liabilities	Medical malpractice	Workers' compensation	Employee & student health care	General liability and other	Total
Liabilities at June 30, 2022	\$245,162	\$854,774	\$264,042	\$961,566	\$2,325,544
Claims incurred and changes in estimates	97,557	290,242	2,169,974	(68,801)	2,488,972
Claim payments	(66,005)	(86,210)	(2,121,260)	(552,076)	(2,825,551)
Liabilities at June 30, 2023	\$276,714	\$1,058,806	\$312,756	\$340,689	\$1,988,965
Discount rate	3.0%	3.0%	Undiscounted	3.0%	

13. Debt

The University directly finances the construction, renovation and acquisition of facilities and equipment, or such other purposes as authorized by The Regents through the issuance of debt obligations or indirectly through structures that involve legally separate entities reported as blended component units. Commercial paper and bank loans provide interim financing. Long-term financing includes revenue bonds, financing obligations and other borrowings.

The University's outstanding debt at June 30 is shown on **Table 13.1:**

Table 13.1: Outstanding Debt (in thousands of dollars)

Description	Weighted average interest rate	Interest rate range	Maturity years	2024	2023
Interim financing: Commercial paper		3.5–5.5%	2025	\$1,587,500	\$885,000
Long-term financing:					
University of California General Revenue Bonds: Fixed rate	4.6%	0.7–7.6%	2025–2115	15,806,875	14,549,785
University of California General Revenue Bonds: Variable rate	4.7%	4.6–5.4%	2025–2048	1,086,265	1,094,380
University of California Limited Project Revenue Bonds	4.4%	1–5.5%	2025–2058	4,767,780	5,395,150
University of California Medical Center Pooled Revenue Bonds: Fixed rate	4.2%	2.4–6.6%	2025–2120	6,647,560	6,693,845
University of California Medical Center Pooled Revenue Bonds: Variable rate	4.6%	4.6–4.7%	2025 – 2047	205,965	221,905
Unamortized bond premium				1,967,017	1,669,815
University of California revenue bonds	4.4%			30,481,462	29,624,880
Financing obligations		Various	2025–2042	64,893	62,244
Other University borrowings		Various	2025–2091	807,504	750,220
Leases		Various	2025–2120	2,519,174	2,568,717
Subscription-based information technology arrangements		Various	2025–2034	236,471	181,066
Blended component unit revenue bonds, net	4.7%	3–6.5%	2025–2054	2,212,345	2,268,648
Total outstanding debt				37,909,349	36,340,775
Less: Commercial paper				(1,587,500)	(885,000)
Current portion of outstanding debt				(3,113,605)	(2,602,168)
Noncurrent portion of outstanding debt				\$33,208,244	\$32,853,607

The activity with respect to the University's current and noncurrent debt, including the revenue bonds associated with blended component units, for the years ended June 30 is shown in **Table 13.2:**

Table 13.2a: Current and Noncurrent Debt Activity for the year ended June 30, 2024 *(in thousands of dollars)*

Description	University revenue bonds	Financing obligations, leases, and subscription-based IT arrangements	Other university borrowings	Blended component unit revenue bonds	Total
Long-term debt at June 30, 2023	\$29,624,896	\$2,812,011	\$750,220	\$2,268,648	\$35,455,775
New obligations	3,194,785	449,802	132,075		3,776,662
Bond premium, net	443,120				443,120
Refinancing or prepayment of outstanding debt	(2,030,205)	(51,784)			(2,081,989)
Scheduled principal payments	(605,200)	(389,507)	(74,791)	(41,040)	(1,110,538)
Amortization of bond premium	(145,918)			(15,263)	(161,181)
Long-term debt at June 30, 2024	30,481,478	2,820,522	807,504	2,212,345	36,321,849
Less: Current portion	(2,485,980)	(364,244)	(212,224)	(51,157)	(3,113,605)
Noncurrent portion at June 30, 2024	\$27,995,498	\$2,456,278	\$595,280	\$2,161,188	\$33,208,244

Table 13.2b: Current and Noncurrent Debt Activity for the year ended June 30, 2023 *(in thousands of dollars)*

Description	University revenue bonds	Financing obligations, leases, and subscription-based IT arrangements	Other university borrowings	Blended component unit revenue bonds	Total
Long-term debt at June 30, 2022	\$29,066,617	\$2,757,136	\$844,735	\$2,316,393	\$34,984,881
New obligations	3,253,920	515,933			3,769,853
Bond premium, net	308,599				308,599
Refinancing or prepayment of outstanding debt	(2,324,165)	(105,805)			(2,429,970)
Scheduled principal payments	(538,795)	(355,253)	(94,515)	(32,155)	(1,020,718)
Amortization of bond premium	(141,280)			(15,590)	(156,870)
Long-term debt at June 30, 2023	29,624,896	2,812,011	750,220	2,268,648	35,455,775
Less: Current portion	(2,081,078)	(326,183)	(143,940)	(50,967)	(2,602,168)
Noncurrent portion at June 30, 2023	\$27,543,818	\$2,485,828	\$606,280	\$2,217,681	\$32,853,607

Commercial Paper

The University has available a \$2.0 billion commercial paper program, issued in two series, with tax-exempt and taxable components. Commercial paper may be issued for interim financing for capital projects or equipment, financing for working capital for the medical centers, standby or interim financing for gift-financed projects and working capital for the University.

The program's liquidity is primarily supported by available investments in STIP, BGP and TRIP. Commercial paper is collateralized by a pledge of the revenues derived from the ownership or operation of the projects financed and constitutes limited obligations of the University. There is no encumbrance, mortgage or other pledge of property securing commercial paper and the paper does not constitute general obligations of the University.

Commercial paper outstanding, including interest rates, at June 30 is shown in **Table 13.3**:

Table 13.3: Commercial Paper (in thousands of dollars)

Description	Interest rates 2024	Outstanding 2024	Interest rates 2023	Outstanding 2023
Tax-exempt	3.5–3.9%	\$1,401,000	2.6–3.6%	\$550,000
Taxable	5.3–5.5%	186,500	5.1–5.3%	335,000
Total outstanding		\$1,587,500		\$885,000

The expectation is that the University will continue to utilize available investments for liquidity support of the commercial paper program. Alternatively, the University may utilize lines of credit from external banks for the purpose of providing additional liquidity support for the commercial paper program. As of June 30, 2024, the University has two revolving credit agreements totaling \$700.0 million. There were no borrowings against the revolving credit lines as of June 30, 2024.

University of California Revenue Bonds

Revenue bonds have financed various auxiliary, administrative, academic, medical center and research facilities of the University. The bonds generally have annual principal and semiannual or monthly interest payments, serial and term maturities, contain sinking fund requirements and may have optional redemption provisions. Revenue bonds are not collateralized by any encumbrance, mortgage or other pledge of property, except pledged revenues, and do not constitute general obligations of The Regents. Revenue bond indentures require the University to use the facilities in a way which will not cause the interest on the tax-exempt bonds to be included in the gross income of the bondholders for federal tax purposes. The indentures permit the University to issue additional bonds as long as certain conditions are met.

General revenue bonds are collateralized solely by general revenues as defined in the general revenue bond indenture. General revenues are certain operating and nonoperating revenues of the University consisting of gross student tuition and fees; a portion of state appropriations; facilities and administrative cost recovery from contracts and grants; revenues from educational, auxiliary and other activities; and other revenues, including unrestricted investment income. The General revenue bond indenture requires the University to set rates, charges and fees each year sufficient for general revenues to pay for the annual principal and interest on the bonds and certain other covenants. The pledge of general revenues for interest rate swap agreements is on a parity basis with the University's general revenue bonds. General revenues for the years ended June 30, 2024 and 2023 were \$21.7 billion and \$21.2 billion, respectively.

Limited project revenue bonds have been issued to finance auxiliary enterprises and are collateralized by a pledge consisting of the sum of the gross revenues of specific projects. The limited project revenue bond indenture requires the University to achieve the sum of revenues equal to 1.1 times debt service and to maintain certain other covenants. The pledge of revenues for limited project revenue bonds is subordinate to the pledge of revenues for general revenue bonds, but senior to pledges for commercial paper notes. Pledged revenues for the years ended June 30, 2024 and 2023 were \$1.9 billion and \$1.8 billion, respectively.

Medical center pooled revenue bonds have been issued to finance the University's medical center facilities and are collateralized by joint and several pledges of the gross revenues of all five of the University's medical centers. Medical center gross revenues are excluded from general revenues. The medical center pooled revenue bond indenture requires the medical centers to set rates, charges and fees each year sufficient for the medical centers' total operating and nonoperating revenues to pay for the annual principal and interest on the bonds and certain other covenants. The pledge of medical center revenues for interest rate swap agreements may be at parity with, or subordinate to, medical center pooled revenue bonds. Pledged revenues of the medical centers for the years ended June 30, 2024 and 2023 were \$22.2 billion and \$19.5 billion, respectively.

2024 Activity

In March 2024, general revenue bonds totaling \$1.1 billion were issued to refund certain outstanding general revenue bonds and limited project revenue bonds of the University. The bonds mature at various dates through 2045. The fixed-rate tax-exempt bonds have a stated weighted average interest rate of 5.0 percent. The deferred premium of \$199.6 million will be amortized as a reduction to interest expense over the term of the bonds. The refinancing and refunding of previously outstanding bonds resulted in cash flow savings of \$103.1 million and an economic gain of \$46.8 million.

In February 2024, general revenue bonds totaling \$1.4 billion, including \$144.0 million in taxable bonds, were issued to finance or refinance the acquisition, construction, improvement and renovation of certain facilities of the University. The bonds mature at various dates through 2044. The fixed-rate tax-exempt bonds have a stated weighted average interest rate of 5.0 percent. The taxable bonds have a stated weighted average interest rate of 4.9 percent. The deferred premium of \$174.4 million will be amortized as a reduction to interest expense over the term of the bonds. The refinancing and refunding of previously outstanding bonds resulted in cash flow savings of \$149.1 million and an economic gain of \$100.4 million.

In September 2023, general revenue bonds totaling \$706.6 million, including \$586.5 million in tax-exempt bonds, were issued to finance the acquisition, construction, improvement and renovation of certain facilities of the University. The bonds mature at various dates through 2035. Proceeds of the bonds, including a bond premium of \$93.0 million, were used to pay for project construction and issuance costs. The fixed-rate tax-exempt bonds have a stated weighted average interest rate of 5.0 percent. The taxable bonds have a stated weighted average interest rate of 5.1 percent. The deferred premium will be amortized as a reduction to interest expense over the term of the bonds.

2023 Activity

In February 2023, general revenue bonds totaling \$2.2 billion, including \$2.1 billion in tax-exempt bonds, were issued to finance or refinance the acquisition, construction, improvement and renovation of certain facilities of the University. The bonds mature at various dates through 2048. Proceeds of the bonds, including a bond premium of \$245.6 million, were used to pay for project construction, refinancing and issuance costs. The fixed-rate tax-exempt bonds have a stated weighted average interest rate of 5.0 percent. The taxable bonds have a stated weighted average interest rate of 4.7 percent. The University also issued tax-exempt variable rate bonds for which the interest rate will reset each business day. The deferred premium will be amortized as a reduction to interest expense over the term of the bonds. The refinancing and refunding of previously outstanding bonds resulted in cash flow savings of \$411.4 million and an economic gain of \$324.8 million.

In September 2022, general revenue bonds totaling \$767.5 million, including \$702.3 million in tax-exempt bonds and \$65.2 million in taxable bonds, were issued to finance the acquisition, construction, improvement and renovation of certain facilities of the University. The bonds mature at various dates through 2052. Proceeds of the bonds, including a bond premium of \$121.6 million, were used to pay for project construction and issuance costs. The tax-exempt bonds have a stated weighted average interest rate of 5.0 percent. The taxable bonds have a stated weighted average interest rate of 4.5 percent. The deferred premium will be amortized as a reduction to interest expense over the term of the bonds.

In August 2022, the University priced \$318.0 million of tax-exempt general revenue bonds that were delivered in February 2023. Proceeds of the bonds, including a bond premium of \$39.9 million, were used to pay for issuance costs and to repay \$348.8 million of outstanding general revenue bonds at the call date. The bonds have a stated weighted average interest rate of 5.0 percent. The deferred premium will be amortized as a reduction to interest expense over the term of the bonds. The refinancing and refunding of previously outstanding bonds resulted in cash flow savings of \$38.6 million and an economic gain of \$34.4 million.

Leases

The University has leases for land, buildings and equipment under agreements that extend through 2120. Some leases include one or more options to renew, with renewal terms that can extend the lease term from one to 39 years. Leases may also include options to terminate the leases.

Certain of the University's lease agreements include rental payments adjusted periodically primarily for inflation. The lease agreements do not contain any material lease incentive received, residual value guarantees, material restrictive covenants or material termination penalties. The University also subleases certain real estate to third parties.

The University measures the lease liability at the present value of payments expected to be made during the lease term. Leases with a term of 12 months or less, real estate leases with cumulative undiscounted payments of less than \$300,000 (including option periods) or equipment leases with cumulative undiscounted payments of less than \$100,000 (including option periods) are recognized as operating expense on a straight-line basis over the lease term. If the interest rate implicit in the lease cannot be readily determined, the University uses an incremental borrowing rate to discount the lease payments, which is an estimate of the interest rate that would be charged for borrowing the lease payment amounts during the lease term.

Future minimum payments on the University's leases with an initial or remaining non-cancelable term in excess of one year are shown in **Table 13.4**:

Table 13.4: Future Minimum Payments on Leases *(in thousands of dollars)*

Year ending June 30	Principal	Interest	Total payments
2025	\$252,558	\$91,610	\$344,168
2026	232,887	83,400	316,287
2027	212,676	74,446	287,122
2028	202,670	66,335	269,005
2029	188,709	58,578	247,287
2030–2034	723,878	198,280	922,158
2035–2039	414,913	86,734	501,647
2040–2044	147,995	32,110	180,105
2045–2049	56,854	16,806	73,660
2050–2054	36,569	9,406	45,975
2055–2059	23,415	5,628	29,043
2060–2064	16,515	2,526	19,041
2065–2069		3,563	3,563
2070–2074		4,050	4,050
2075–2079		4,050	4,050
2080–2084		6,429	6,429
2085–2089		7,088	7,088
2090–2094		7,088	7,088
2095–2099		7,088	7,088
2100–2104		7,088	7,088
2105–2109		7,088	7,088
2110–2114	2,319	4,768	7,087
2115–2119	6,360	727	7,087
2120	118		118
Total	\$2,518,436	\$784,886	\$3,303,322

Subscription-based Information Technology Arrangements

The University has subscription-based information technology arrangements (SBITAs) under agreements that extend through 2037. Some SBITAs include one or more options to renew, with renewal terms that can extend the subscription term from one to ten years. SBITAs may also include options to terminate the subscription. SBITAs do not contain any material incentive received, material restrictive covenants or material termination penalties.

The University measures the SBITA liability at the present value of payments expected to be made during the subscription term. SBITAs with a term of 12 months or less or those with cumulative undiscounted payments of less than \$500,000 (including option periods) are recognized as operating expense on a straight-line basis over the subscription term. If the interest rate implicit in the SBITA cannot be readily determined, the University uses an incremental borrowing rate to discount the SBITA payments, which is an estimate of the interest rate that would be charged for borrowing the SBITA payment amounts during the subscription term.

Future minimum payments on the University's SBITAs with an initial or remaining non-cancelable term in excess of one year are shown in **Table 13.5**:

Table 13.5: Future Minimum Payments on SBITAs (in thousands of dollars)

Year ending June 30	Principal	Interest	Total payments
2025	\$91,304	\$7,569	\$98,873
2026	66,233	4,886	71,119
2027	33,027	2,624	35,651
2028	23,347	1,523	24,870
2029	11,339	825	12,164
2030–2034	10,067	948	11,015
2035	1,154	79	1,233
Total	\$236,471	\$18,454	\$254,925

Other University Borrowings

Other University borrowings consist of contractual obligations resulting from the acquisition of land or buildings and the construction and renovation of certain facilities, along with the borrowing component associated with hybrid derivative instruments.

The University may use uncollateralized revolving lines of credit with commercial banks for capital purposes and to provide interim financing for buildings and equipment. Lines of credit commitments for general corporate purposes totaled \$200.0 million at June 30, 2024 and 2023. Outstanding borrowings under these bank lines totaled \$167.0 million and \$100.0 million at June 30, 2024 and 2023, respectively.

Certain of the interest rate swaps are considered hybrid instruments. As such, the interest rate swaps are comprised of a derivative instrument and a companion instrument recorded as a borrowing. The unamortized amount of the borrowing was \$63.2 million and \$66.7 million at June 30, 2024 and 2023, respectively.

In August 2016, the University entered into an agreement with a developer to design, construct, finance, operate and maintain certain auxiliary, administrative, academic and research facilities of one of its campuses through 2055. Construction of all of the facilities was completed in the summer of 2020. Payments under this agreement have two components: the first component of the agreement is related to the operations and maintenance of the facilities; the second component is to service the private debt incurred by the developer. The payments for servicing the private debt are recorded as other borrowings by the University. The operations and maintenance component of the payments will be expensed as incurred. In the event that the operations and maintenance agreement with the developer is terminated, the outstanding portion of the private debt incurred by the developer would become an obligation of the University. The outstanding amount of the borrowing was \$515.0 million and \$551.5 million at June 30, 2024 and 2023, respectively.

Blended Component Unit Revenue Bonds

Student housing

The University has entered into ground leases with legally separate nonprofit corporations that develop and own student housing projects and related amenities and improvements on three University campuses through the use of project limited liability corporations (LLC). Each LLC, through a conduit issuer, has outstanding Student Housing LLC Revenue Bonds to finance the construction of the student housing facilities. Each LLC manages the premises. The University's reversionary interest in the land is not subordinated. All costs associated with the ownership, operation and management of the improvements are the obligation of each LLC. Student rental rates are established in order to provide for operating expenses and to maintain the required debt service coverage ratios. The bonds generally have annual principal and semiannual interest payments, serial and term maturities, certain sinking fund requirements and optional redemption provisions. They are not collateralized by any encumbrance, mortgage or other pledge of property, except pledged revenues of the student housing projects, and do not constitute general obligations of The Regents.

At June 30, 2024 and 2023, the LLCs, through a conduit issuer, have outstanding Student Housing LLC Revenue Bonds totaling \$1.6 billion and \$1.7 billion respectively. The bonds mature at various dates through 2054 and have a weighted average interest rate of 4.5 percent.

Research facilities

The University has a public/private partnership for the purpose of developing, constructing and managing a neuroscience research and laboratory building and a psychiatry youth and family center, with a legally separate, nonprofit corporation (the Corporation). In connection with these facilities, the University entered into ground leases with the Corporation. The Corporation has entered into a sub-ground lease with a developer to construct, own and manage the facilities. The University agreed to lease all of the space in the building from the developer. The University's base rent payments are equal to the principal and interest payments on the bonds that are issued by a conduit issuer, and loaned to the nonprofit corporation to finance the construction of the building. As security on the bonds, the developer has assigned all payments received from the University for the space lease to the bond trustee.

At June 30, 2024, the Corporation, through a conduit issuer, has outstanding tax-exempt revenue bonds totaling \$165.5 million and taxable revenue bonds totaling \$188.0 million. At June 30, 2023, the Corporation, through a conduit issuer, had outstanding tax-exempt revenue bonds totaling \$172.3 million and taxable revenue bonds totaling \$188.0 million. The tax-exempt revenue bonds mature at various dates through 2052 and have a weighted average interest rate of 5.0 percent. The tax-exempt revenue bonds have annual serial maturities, certain sinking fund requirements, semiannual interest payments and optional redemption provisions. The taxable bonds mature through 2049 and have an interest rate of 6.5 percent. The taxable bonds were issued as Build America Bonds, under which the U.S. Treasury was expected at the time of issuance to send the conduit issuer 35.0 percent of the semiannual interest cost on the taxable bonds. As of June 30, 2024, the U.S. Treasury had reduced the subsidy by 5.7 percent for a net subsidy of 33.0 percent and has published its intention to do so through Federal Fiscal Year 2030, making the net interest rate 4.3 percent post-subsidy. The taxable bonds have a term maturity with various certain annual sinking fund requirements, semiannual interest payments and optional redemption provisions.

In addition, the University entered into a ground lease with another legally separate, nonprofit corporation (the Consortium). The Consortium entered into an agreement with a developer to develop and own a research laboratory facility designed to expand collaborative work in stem cell research and facilitate its translation into tools and techniques to diagnose and treat degenerative diseases and other ailments. The developer constructed the research laboratory facility. All costs associated with the ownership, operation and management of the laboratory research facility are the obligation of the Consortium. The University, along with the other collaborative research partners, will lease space in the building.

The Consortium, through a conduit issuer, has outstanding revenue bonds totaling \$42.8 million and \$44.6 million at June 30, 2024 and 2023, respectively. The bonds mature at various dates through 2040 and have a weighted average interest rate of 4.3 percent. The bonds generally have annual principal and semiannual interest payments, serial and term maturities, certain sinking fund requirements and optional redemption provisions. Lease payments from the occupants of the building are pledged as collateral on the bonds. To the extent the lease payments are not sufficient to pay the debt service, the University is obligated to pay the shortfall.

Future Debt Service and Hedging Derivative Interest Rate Swaps

Future debt service payments for the University's fixed- and variable-rate debt, excluding leases and SBITAs, for each of the five fiscal years subsequent to June 30, 2024, and thereafter are presented in **Table 13.6a**. Although not a prediction by the University of the future interest cost of the variable-rate bonds, these amounts assume that current interest rates on variable-rate bonds will not change. As these rates vary, variable-rate bond interest payments will vary.

Table 13.6a: Future Debt Service Payments (in thousands of dollars)

Years ending June 30	Commercial paper	Medical Center revenue bonds	University revenue bonds	Financing obligations	Other university borrowings	Blended component unit revenue bonds	Total payments	Principal	Interest
2025	\$1,603,702	\$370,454	\$1,880,425	\$22,418	\$188,097	\$136,712	\$4,201,808	\$2,858,607	\$1,343,201
2026		368,832	2,113,839	18,209	21,231	138,247	2,660,358	1,371,438	1,288,920
2027		369,844	1,897,476	10,134	21,414	139,977	2,438,845	1,195,187	1,243,658
2028		354,742	1,462,191	8,753	21,627	142,047	1,989,360	781,641	1,207,719
2029		353,997	1,594,684	5,650	21,713	142,798	2,118,842	945,505	1,173,337
2030–2034		2,233,630	8,585,877	6,220	112,399	720,151	11,658,277	6,544,379	5,113,898
2035–2039		1,943,340	6,132,808		124,536	705,329	8,906,013	5,112,177	3,793,836
2040–2044		1,929,279	4,544,049		105,338	576,503	7,155,169	4,510,891	2,644,278
2045–2049		1,824,847	2,965,684		92,920	553,220	5,436,671	3,802,088	1,634,583
2050–2054		1,969,884	1,755,924		90,525	281,993	4,098,326	3,254,040	844,286
2055–2059		193,970	421,086		30,577		645,633	112,629	533,004
2060–2120		1,855,874	4,909,036				6,764,910	2,510,000	4,254,910
Total future debt service	1,603,702	13,768,693	38,263,079	71,384	830,377	3,536,977	58,074,212	\$32,998,582	\$25,075,630
Less: Interest component of future payments	(16,202)	(6,915,168)	(16,602,159)	(6,491)	(22,873)	(1,512,737)	(25,075,630)		
Principal portion of future payments	1,587,500	6,853,525	21,660,920	64,893	807,504	2,024,240	32,998,582		
Adjusted by: unamortized bond premium		145,418	1,821,598			188,106	2,155,122		
Total debt	\$1,587,500	\$6,998,943	\$23,482,518	\$64,893	\$807,504	\$2,212,346	\$35,153,704		

Long-term debt does not include \$3.6 million of defeased liabilities at June 30, 2024. Investments that have maturities and interest rates sufficient to fund retirement of these liabilities are being held in irrevocable trusts for the debt service payments. Neither the assets of the trusts nor the outstanding obligations are included in the University's statement of net position.

General revenue bonds of \$1.1 billion are variable-rate demand bonds which primarily reset daily and, in the event of a failed remarketing, can be put back to The Regents for tender. The University has classified these bonds as current liabilities as of June 30, 2024.

Medical center pooled revenue bonds of \$206.0 million are variable-rate demand bonds which give the debt holders the ability to put the bonds back to The Regents upon demand. The University has classified these bonds as current liabilities as of June 30, 2024.

For the University's cash flow hedges, future debt service payments for the University's variable-rate debt and net receipts or payments on the associated hedging derivative instruments for each of the five fiscal years subsequent to June 30, 2024, and thereafter are as presented below. Although not a prediction by the University of the future interest cost of the variable-rate bonds or the impact of the interest rate swaps, using rates as of June 30, 2024, combined debt service requirements of the variable-rate debt and net swap payments are shown in **Table 13.6b**:

Table 13.6b: Future Debt Service Payments — Hedging Derivative Instruments *(in thousands of dollars)*

Years ending June 30	Variable-rate bonds: Principal	Variable-rate bonds: Interest	Interest rate swap, net	Total payments
2025	\$12,210	\$52,370	(\$19,028)	\$45,552
2026	12,595	52,933	(19,002)	46,526
2027	12,990	52,434	(18,964)	46,460
2028	13,420	51,925	(18,932)	46,413
2029	13,830	51,114	(18,670)	46,274
2030–2034	58,890	246,757	(92,332)	213,315
2035–2039	88,810	234,303	(90,523)	232,590
2040–2044	296,415	200,331	(24,332)	472,414
2045–2049	645,280	73,718	(7,253)	711,745
Total	\$1,154,440	\$1,015,885	(\$309,036)	\$1,861,289

14. Deferred Outflows of Resources and Deferred Inflows of Resources

The University's composition of deferred outflows of resources at June 30 are summarized in **Table 14.1**:

Table 14.1: Deferred Outflows of Resources (in thousands of dollars)

Description	2024	2023
Net pension liability	\$2,419,904	\$2,964,134
Net retiree health benefits liability	3,323,514	4,456,785
Debt refunding	216,839	167,241
Interest rate swap agreements	14,054	22,747
Asset retirement obligations	59,087	82,467
Acquisitions	537,320	908
Total	\$6,570,718	\$7,694,282

The University's composition of deferred inflows of resources at June 30 are summarized in **Table 14.2**:

Table 14.2: Deferred Inflows of Resources (in thousands of dollars)

Description	2024	2023
Service concession arrangements	\$223,504	\$227,323
Net pension liability	2,697,214	93,756
Net retiree health benefits liability	8,617,107	8,027,404
Debt refunding	71,661	47,132
Interest rate swap agreements	111,470	85,898
Royalty sales	191,285	250,911
Irrevocable split-interest agreements	68,817	76,062
Leases	634,825	686,208
Total	\$12,615,883	\$9,494,694

The campus foundations' deferred inflows of resources are primarily related to irrevocable split-interest agreements.

15. Retirement Plans

Most University employees participate in UCRS. UCRS consists of UCRP, a governmental defined benefit plan funded with University and employee contributions; UCRSP, which includes defined contribution plans with options to participate in internally or externally managed investment portfolios generally funded with employee nonelective and elective contributions; and UC-VERIP, a defined benefit plan for University employees who were members of the California Public Employees' Retirement System (CalPERS) who elected early retirement. Other retirement plans include the Children's Hospital and Research Center at Oakland (CHRCO) Pension Plan, a defined benefit plan fully funded with CHRCO contributions and the Orange County Employees' Retirement System (OCERS) retirement plan, a cost-sharing multiemployer defined benefit pension plan for former employees of an Orange County hospital center who chose to remain with OCERS at the time the hospital was acquired by the University. The Regents has the authority to establish and amend UCRS, and administration authority with respect to the UCRS plans is vested with the President of the University as plan administrator. CHRCO administers the CHRCO Pension Plan as the Sponsor and plan assets are held by State Street Bank and Trust Company (Trustee).

Condensed financial information related to each plan in UCRS and CHRCO Pension Plan and the changes in pension liability for UCRP, UC-VERIP and the CHRCO Pension Plan for the year ended June 30, 2024 are shown in **Table 15.1**:

Table 15.1: Condensed Financial Information for Retirement Plans (in thousands of dollars)

Description	University of California Retirement Plan	University of California UC-VERIP	Subtotal	University of California Retirement Savings Program	Total	Children's Hospital & Research Center at Oakland Pension Plan
Condensed Statement of Fiduciary Net Position						
Investments at fair value	\$98,618,619	\$74,829	\$98,693,448	\$35,924,627	\$134,618,075	\$690,589
Participants' interests in mutual funds				2,921,181	2,921,181	
Investment of cash collateral	8,707,422	6,562	8,713,984	4,596,884	13,310,868	
Other assets	917,283	449	917,732	263,412	1,181,144	
Total assets	108,243,324	81,840	108,325,164	43,706,104	152,031,268	690,589
Collateral held for securities lending	8,707,410	6,562	8,713,972	4,596,879	13,310,851	
Other liabilities	846,348	550	846,898	11,912	858,810	
Total liabilities	9,553,758	7,112	9,560,870	4,608,791	14,169,661	
Net position held in trust	\$98,689,566	\$74,728	\$98,764,294	\$39,097,313	\$137,861,607	\$690,589
Condensed Statement of Changes in Fiduciary Net Position						
Contributions	\$4,333,837		\$4,333,837	\$2,351,816	\$6,685,653	\$46,500
Net appreciation in fair value of investments	9,155,684	\$7,834	9,163,518	4,719,561	13,883,079	
Investment and other income, net	2,232,010	1,654	2,233,664	728,654	2,962,318	90,743
Total additions, net	15,721,531	9,488	15,731,019	7,800,031	23,531,050	137,243
Benefit payment and participant withdrawals	5,124,238	2,746	5,126,984	2,280,368	7,407,352	65,531
Other deductions	102,512	3	102,515	3,343	105,858	4,979
Total deductions	5,226,750	2,749	5,229,499	2,283,711	7,513,210	70,510
Change in net position held in trust	10,494,781	6,739	10,501,520	5,516,320	16,017,840	66,733
Net position held in trust:						
Beginning of year	88,194,785	67,989	88,262,774	33,580,993	121,843,767	623,856
End of year	\$98,689,566	\$74,728	\$98,764,294	\$39,097,313	\$137,861,607	\$690,589
Changes in total pension liability						
Service cost	\$3,007,048		\$3,007,048			\$14,012
Interest	7,458,897	\$996	7,459,893			45,927
Difference between expected and actual experience	2,324,145	(604)	2,323,541			23,722
Changes of benefit terms						3,805
Changes of assumptions or other inputs						(6,149)
Benefits paid, including refunds of employee contributions	(5,124,238)	(2,746)	(5,126,984)			(65,531)
Net change in total pension liability	7,665,852	(2,354)	7,663,498			15,786
Total pension liability						
Beginning of year	108,565,697	16,739	108,582,436			674,850
End of year	\$116,231,549	\$14,385	\$116,245,934			\$690,636
Net pension liability (asset), end of year	\$17,541,983	(\$60,343)	\$17,481,640			\$47

Additional information on the retirement plans can be obtained from the 2023–2024 annual reports of the UCRS which can be found at <http://reportingtransparency.universityofcalifornia.edu/>.

University of California Retirement Plan

UCRP provides lifetime retirement income, disability protection, death benefits and postretirement and preretirement survivor benefits to eligible employees of the University, its affiliates and their survivors and beneficiaries.

The University's membership in UCRP consisted of the following as shown in **Table 15.2** at June 30, 2024:

Table 15.2: Membership in UCRP

Membership	Campuses and Medical Centers	DOE National Laboratories	Total University of California
Retirees and beneficiaries receiving benefits	76,658	12,528	89,186
Inactive members entitled to, but not receiving benefits	117,911	7,187	125,098
Active members: Vested	86,446	1,751	88,197
Active members: Nonvested	62,642	721	63,363
Total active members	149,088	2,472	151,560
Total membership	343,657	22,187	365,844

Contributions

Contributions to UCRP are based upon rates determined by The Regents. The Regents' funding policy provides for contributions at rates to maintain UCRP on an actuarially sound basis. While the University's independent actuary annually determines the total funding policy contributions, the University is not required to contribute an amount equal to the total funding contribution. The actual contributions and the contribution rates of the University and employees are based on numerous factors, including the availability of funds to the University, the impact of employee contributions on the competitiveness of the University's total remuneration package, and collective bargaining agreements.

The Regents determines the portion of the total contribution to be made by the employer and by the employees, and employee contribution rates for represented employees are subject to collective bargaining. Additional information on UCRP contributions can be obtained from the 2023–2024 annual report of the UCRS.

As of June 30, 2024 and 2023, the University reported \$517.7 million and \$645.4 million, respectively, as other noncurrent Department of Energy receivables for pension liabilities. Contributions of \$108.3 million and \$111.7 million were deposited into UCRP on behalf of the DOE for the years ended June 30, 2024 and 2023, respectively.

Net pension liability

All UCRP assets are available to pay any member's benefit. However, assets and liabilities for the campus and medical center segment of UCRP are internally tracked separately from the DOE national laboratory segments of UCRP. The net pension liability for UCRP at June 30, 2024 and 2023 are shown in **Table 15.3a** and **Table 15.3b**, respectively:

Table 15.3a: Net Pension Liability for UCRP at June 30, 2024 (in thousands of dollars)

Description	Campuses and Medical Centers	DOE National Laboratories	Total University of California
UCRP net position	\$88,857,638	\$9,831,928	\$98,689,566
Total pension liability	106,158,524	10,073,025	116,231,549
Net pension liability	\$17,300,886	\$241,097	\$17,541,983

Table 15.3b: Net Pension Liability for UCRP at June 30, 2023 (in thousands of dollars)

Description	Campuses and Medical Centers	DOE National Laboratories	Total University of California
UCRP net position	\$78,873,984	\$9,320,801	\$88,194,785
Total pension liability	98,431,151	10,134,546	\$108,565,697
Net pension liability	\$19,557,167	\$813,745	\$20,370,912

The University's net pension liability was measured as of June 30 and was calculated using the plan net position valued as of the measurement date and total pension liability determined by rolling forward the total pension liability from the results of the actuarial valuations as of July 1, one year prior to the measurement date. Actuarial assumptions were based upon the results of an experience study conducted for the period July 1, 2018 through June 30, 2022. The University's net pension liability was calculated using the following methods and assumptions as shown in **Table 15.4:**

Table 15.4: Actuarial Assumptions Used to Calculate Net Pension Liability *(shown as a percentage)*

Description	2024	2023
Inflation	2.50%	2.50%
Investment rate of return	6.75	6.75
Projected salary increases	3.65–5.95	3.65–5.95
Cost-of-living adjustments	2.00	FYE 6/30/2023: 2.90% Future years: 2.00%

Mortality rates used to calculate the net pension liability are shown in **Table 15.5:**

Table 15.5: Mortality Rates Valuation Basis For Net Pension Liability

Description	Actuarial valuation basis
Pre-Retirement	Pub-2010 Teacher Employee Amount-Weighted Above-Median Mortality Table (separate tables for males and females), decreased by 10% for males and decreased by 5% for females, projected generationally with the two-dimensional mortality improvement scale MP-2021.
Post-Retirement	The Pub-2010 mortality tables and adjustments as shown below reflect the mortality experience as of the measurement date. These mortality tables were adjusted to future years using the generational projection to reflect future mortality improvement between the measurement date and those years.
Post-Retirement: Healthy Members	<ul style="list-style-type: none"> • Faculty members <ul style="list-style-type: none"> – Pub-2010 Teacher Healthy Retiree Amount-Weighted Above-Median Mortality Table (separate tables for males and females), decreased by 15% for males and decreased by 5% for females projected generationally with the two-dimensional mortality improvement scale MP-2021. • Staff and Safety members <ul style="list-style-type: none"> – Pub-2010 Teacher Healthy Retiree Amount-Weighted Above-Median Mortality Table (separate tables for males and females), unadjusted for males and increased by 5% for females, projected generationally with the two-dimensional mortality improvement scale MP-2021.
Post-Retirement: Disabled Members	Pub-2010 Non-Safety Disabled Retiree Amount-Weighted Mortality Table (separate tables for males and females) unadjusted for males and decreased by 5% for females, projected generationally with the two-dimensional mortality improvement scale MP-2021.
Post-Retirement: Beneficiaries	<ul style="list-style-type: none"> • In pay status as of valuation <ul style="list-style-type: none"> – Pub-2010 Contingent Survivor Amount-Weighted Above-Median Mortality Table (separate tables for males and females) unadjusted for males and decreased by 10% for females, projected generationally with the two-dimensional mortality improvement scale MP-2021. • Not in pay status as of valuation <ul style="list-style-type: none"> – Pub-2010 Teacher Healthy Retiree Amount-Weighted Above-Median Mortality Table (separate tables for males and females), unadjusted for males and increased by 5% for females, projected generationally with the two-dimensional mortality improvement scale MP-2021.

The long-term expected investment rate of return assumption for UCRP was determined based on the aforementioned experience study, using a building-block method in which expected future real rates of return (expected returns, net of inflation) are developed for each major asset class. These returns are combined to produce the long-term expected rate of return by weighting the expected future real rates of return by the target asset allocation percentage, adding expected inflation and subtracting expected expenses and a risk margin. The target allocation and projected arithmetic real rates of return for each major asset class, after deducting inflation, but before deducting investment expenses, used in the derivation of the long-term expected investment rate of return assumption are summarized in **Table 15.6:**

Table 15.6: Target Allocation and Projected Real Rates of Return *(shown as percentage)*

Asset Class	Target allocation	Projected real rate of return
U.S. equity	33.0%	6.0%
Developed international equity	13.0	6.8
Emerging market equity	7.0	8.5
Core bonds	13.0	1.8
High-yield bonds	2.5	4.6
Emerging market debt	1.5	4.6
Private equity	12.0	9.6
Private credit	3.5	2.9
Real estate	7.0	3.9
Absolute return	3.5	1.1
Real assets	4.0	4.0
Total	100.0%	5.6%

Discount rate

The discount rate used to estimate the net pension liability was 6.75 percent as of June 30, 2024 and 2023. To calculate the discount rate, cash flows into and out of UCRP were projected in order to determine whether UCRP has sufficient cash in future periods for projected benefit payments for current members. For this purpose, University, state and member contributions that are intended to fund benefits of current plan members and their beneficiaries are included. Projected University contributions that are intended to fund the service costs of future plan members and their beneficiaries, as well as projected contributions of future plan members, are not included. UCRP was projected to have assets sufficient to make projected benefit payments for current members for all future years as of June 30, 2024 and 2023.

Sensitivity of the net pension liability to the discount rate assumption

Table 15.7 presents the June 30, 2024 net pension liability of the University as well as what the net pension liability would be if it were calculated using a discount rate 1% lower and 1% higher than the current assumption:

Table 15.7: Sensitivity of Net Pension Liability to Changes in the Discount Rate *(in thousands of dollars)*

Description	1% Decrease (5.75%)	Current Discount (6.75%)	1% Increase (7.75%)
UCRP	\$33,302,900	\$17,541,983	\$4,604,937
UC-VERIP	(59,666)	(60,343)	(60,954)

Deferred outflows of resources and deferred inflows of resources

The University's composition of deferred outflows of resources and deferred inflows of resources for pensions are summarized in **Tables 15.8a** and **15.8b**:

Table 15.8a: Deferred Outflows and Deferred Inflows For Pensions at June 30, 2024 *(in thousands of dollars)*

Description	Campuses and Medical Centers	DOE National Laboratories	Total UCRP	UC-VERIP	Total
Deferred outflows of resources					
Difference between expected and actual experience	\$2,071,355		\$2,071,355		\$2,071,355
Changes of assumptions or other inputs	303,457		303,457		303,457
Total	\$2,374,812		\$2,374,812		\$2,374,812
Deferred inflows of resources					
Difference between expected and actual experience		\$1,876	\$1,876		\$1,876
Net difference between projected and actual earnings on pension plan investments	2,361,358	\$274,683	2,636,041	\$4,480	2,640,521
Total	\$2,361,358	\$276,559	\$2,637,917	\$4,480	\$2,642,397

Table 15.8b: Deferred Outflows and Deferred Inflows For Pensions at June 30, 2023 *(in thousands of dollars)*

Description	Campuses and Medical Centers	DOE National Laboratories	Total UCRP	UC-VERIP	Total
Deferred outflows of resources					
Difference between expected and actual experience	\$628,584		\$628,584		\$628,584
Changes of assumptions or other inputs	416,267		416,267		416,267
Net difference between projected and actual earnings on pension plan investments	1,679,686	\$168,366	1,848,052	\$1,336	1,849,388
Total	\$2,724,537	\$168,366	\$2,892,903	\$1,336	\$2,894,239
Deferred inflows of resources					
Difference between expected and actual experience	\$53,559		\$53,559		\$53,559
Total	\$53,559		\$53,559		\$53,559

Net deferred outflows of resources and deferred inflows of resources related to pensions will be recognized in pension expense during the years ended June 30 as shown in **Table 15.9**:

Table 15.9: Net Deferred Outflows and Deferred Inflows of Resources *(in thousands of dollars)*

Year Ended June 30	Campuses and Medical Centers	DOE National Laboratories	Total UCRP	UC-VERIP	Total
2025	(\$641,389)	(\$207,512)	(\$848,901)	(\$2,050)	(\$850,951)
2026	2,180,451	203,959	2,384,410	797	2,385,207
2027	(799,840)	(161,235)	(961,075)	(1,781)	(962,856)
2028	(725,768)	(111,771)	(837,539)	(1,446)	(838,985)
Total	\$13,454	(\$276,559)	(\$263,105)	(\$4,480)	(\$267,585)

Defined Contribution Plan (DC Plan) / Supplemental Defined Contribution Plan (SDC Plan)

The DC Plan was established by resolution of The Regents to accept after-tax contributions and pretax contributions. The Regents established the SDC Plan to provide retirement benefits to certain designated employees of the University and their beneficiaries.

Additional information on the DC Plan and SDC Plan can be obtained from the 2023–2024 annual report of the UCRS.

Tax Deferred 403(b) Plan

The University's Tax-Deferred 403(b) Plan (403(b) Plan) accepts pretax employee contributions.

Employer contributions to the 403(b) Plan were \$8.9 million and \$10.8 million for the years ended June 30, 2024 and 2023.

Additional information on the 403(b) Plan can be obtained from the 2023–2024 annual report of the UCRS.

457(b) Deferred Compensation Plan

The University's 457(b) Deferred Compensation Plan (457(b) Plan) accepts pretax employee contributions.

There were no employer contributions to the 457(b) Plan for the years ended June 30, 2024 and 2023.

Participants in the DC Plan, the SDC Plan, the 403(b) Plan and the 457(b) Plan may direct their elective and nonelective contributions to investment funds managed by the University. They may also invest account balances in certain mutual funds. The participants' interests in mutual funds is shown separately in the plans' statements of fiduciary net position.

Additional information on the 457(b) Plan can be obtained from the 2023–2024 annual report of the UCRS.

University of California Voluntary Early Retirement Incentive Program (UC-VERIP)

UC-VERIP is a defined benefit pension plan providing lifetime supplemental retirement income and survivor benefits to UC-VERIP members who elected early retirement under CalPERS.

As of June 30, 2024, there are 267 retirees or beneficiaries receiving benefits under this voluntary early retirement program.

The University and the DOE laboratories previously made contributions to the UC-VERIP sufficient to maintain the promised benefits. The actuarially determined contributions are zero for the years ended June 30, 2024 and 2023.

Additional information on UC-VERIP can be obtained from the UCRS 2023–2024 annual report.

Children's Hospital and Research Center at Oakland Pension Plan (CHRCO Pension Plan)

The CHRCO Pension Plan is a noncontributory defined benefit plan subject to the single employer defined benefit under ERISA rules that covers active and retired employees. The CHRCO Pension Plan was amended effective January 1, 2012 to exclude unrepresented employees hired or rehired on or after January 1, 2012. The CHRCO Pension Plan provides retirement, disability and death benefits to plan participants. Benefits are based on a participant's length of service, age at retirement and average compensation as defined by the CHRCO Pension Plan.

The net pension liability for the CHRCO Pension Plan was calculated based upon the following assumptions as of June 30, 2024 and 2023: 3.0 percent inflation, 7.0 percent investment rate of return; projected salary increases — represented employees: 4.5 percent for the fiscal year ended June 30, 2024, 4.5 percent for fiscal year ending 2025, 4.2 percent for fiscal year ending 2026, 3.5 percent for fiscal year ending June 30, 2027 annually thereafter; unrepresented employees: 4.2 percent for fiscal year ended June 30, 2024, 4.2 percent for fiscal year ending June 30, 2025, and 3.5 percent for fiscal year ending June 30, 2026 annually thereafter and no cost-of-living adjustments. CHRCO recognized pension expense of \$36.1 million at June 30, 2024 and \$44.2 million at June 30, 2023.

The actuarial assumptions used in the June 30, 2024 valuations were based on the results of an experience study conducted during 2024. The actuarial assumptions used in the June 30, 2023 valuations were based on the results of an experience study conducted during 2019. In 2024 and 2023, the mortality rates were based on Pri-2012 Mortality Table with fully generational projected mortality improvements using Scale MP-2021.

Additional information on the CHRCO Pension Plan can be found in the annual reports, which can be obtained by writing to Children's Hospital Oakland, Finance Department, 747 52nd Street, Oakland, California 94609.

Membership in the CHRCO Pension Plan consisted of the following as shown in **Table 15.10** at June 30, 2024:

Table 15.10: CHRCO Pension Plan Membership

Description	Total
Retirees and beneficiaries receiving benefits	1,456
Inactive members entitled to, but not yet receiving benefits	618
Active members	1,883
Total membership	3,957

Contributions

Employer contributions are determined under IRC Section 430. Employees are not required or permitted to contribute to the CHRCO Pension Plan.

Net pension liability

The net pension liability for the CHRCO Pension Plan was measured as of June 30 and the total pension liability was determined by an actuarial valuation as of January 1, rolled forward to June 30.

Discount rate

The discount rate used to estimate the net pension liability was 7.0 percent for June 30, 2024 and 2023. The projection of cash flows used to determine the discount rate assumes that CHRCO will make contributions to the CHRCO Pension Plan under IRC Section 430's minimum requirements for a period of three and six years for its unrepresented and represented employees, respectively, and that all future assumptions are met. Based on these assumptions, the CHRCO Pension Plan's fiduciary net position is projected to be available to make all projected future benefit payments for current active and inactive employees.

Investment rate of return

The target allocation and projected arithmetic real rates of return, after deducting inflation but before investment expenses, used in the derivation of the long-term expected investment rate of return assumption for each major asset class for the CHRCO Pension Plan are shown in **Table 15.11**:

Table 15.11: CHRCO Pension Plan Target Allocation and Real Rates of Return *(shown as percentage)*

Asset class	Target allocation	Projected real rate of return
Global Equity	70.0%	5.0%
Core Fixed Income	30.0%	1.8%
Total	100.0%	

16. Retiree Health Benefit Costs and Obligations

The University administers single-employer health and welfare plans to provide health and welfare benefits, primarily medical, dental and vision, to eligible retirees (and their eligible family members) of the University and its affiliates through the University of California Retiree Health Benefit Program (the Program). The Regents has the authority to establish and amend the program. While retiree health benefits are not a legal obligation of the University and can be canceled or modified at any time, accounting standards require the University to recognize a net retiree health liability based on the current practices of providing retiree health benefits.

The University established the UCRHBT in order to allow certain University locations and affiliates (primarily campuses and medical centers) that share the risks, rewards and costs of providing for retiree health benefits to fund such benefits on a cost-sharing basis and accumulate funds on a tax-exempt basis under an arrangement segregated from University assets. Campus and medical center contributions toward retiree health benefits are made to UCRHBT at rates determined by the University. The University receives retiree health contributions from retirees that are deducted from their UCRP benefit payments or are received from the retiree through direct pay. The University acts as a third-party administrator on behalf of UCRHBT and pays health care insurers and administrators amounts currently due under the Program for retirees. UCRHBT reimburses the University for these amounts.

LBNL participates in the Program. LBNL does not participate in UCRHBT; therefore, the DOE has no interest in UCRHBT's assets. The University directly pays health care insurers and administrators amounts currently due under the University's retiree health benefit plans for retirees who previously worked at LBNL, and is reimbursed by the DOE. To the extent the University has recorded a net retiree health benefits liability (and related deferred outflows and inflows of resources) that will be reimbursed under DOE contracts, a receivable from the DOE is recorded. The University recorded receivables from the DOE of \$715.1 million and \$710.0 million for 2024 and 2023, respectively, representing the DOE's share of the net retiree health benefits liability.

Condensed financial information related to UCRHBT and the changes in retiree health benefits liability for the year ended June 30, 2024 is shown in **Table 16.1a** and **Table 16.1b**, respectively:

Table 16.1a: Condensed Financial Information Related to UCRHBT at June 30, 2024 (in thousands of dollars)

Description	Campuses and Medical Centers	LBNL	Total University of California
Contributions	\$639,389	\$22,382	\$661,771
Investment income, net	9,987		9,987
Total additions	649,376	22,382	671,758
Insurance premiums, net	(610,794)	(22,382)	(633,176)
Other deductions	(5,520)		(5,520)
Total deductions	(616,314)	(\$22,382)	(638,696)
Change in net position held in UCRHBT	33,062		33,062
Net position held in UCRHBT, beginning of year	192,824		192,824
Net position held in UCRHBT, end of year	\$225,886		\$225,886

Table 16.1b: Changes in Total Retiree Health Benefits Liability at June 30, 2024 *(in thousands of dollars)*

Description	Campuses and Medical Centers	LBNL	Total University of California
Service cost	\$978,585	\$22,602	\$1,001,187
Interest	824,253	24,547	848,800
Difference between expected and actual experience	147,103	10,705	157,808
Changes in assumptions and other inputs	(2,776,854)	(76,063)	(2,852,917)
Benefits paid	(610,794)	(22,382)	(633,176)
Retiree contributions	92,194	2,838	95,032
Net change in total retiree health benefits liability	(1,345,513)	(37,753)	(1,383,266)
Total retiree health benefits liability			
Beginning of year	21,860,662	659,593	22,520,255
End of year	\$20,515,149	\$621,840	\$21,136,989
Net retiree health benefits liability, end of year	\$20,289,263	\$621,840	\$20,911,103

Benefits

Retirees are eligible for medical and dental benefits. The costs of the medical and dental benefits are shared between the University and the retiree. The University does not contribute toward the cost of other benefits available to retirees. Retirees employed by the University prior to 1990 and not rehired after that date are eligible for the University's maximum contribution if they retire before age 55 and have at least 10 years of service, or if they retire at age 55 or later and have at least five years of service. Retirees employed by the University after 1989 and prior to July 1, 2013 become eligible for a percentage of the University's contribution starting at 50 percent of the maximum University contribution with 10 years of service or if age plus years of service equal at least 75, and increasing to 100 percent after 20 years of service. Retirees who are employed by the University after July 1, 2013, and retire at the age of 56 or older, become eligible for a percentage of the University's contribution based on age and years of service. These retirees are eligible for the maximum University contribution at age 65 with 20 or more years of service. Retirees pay the excess, if any, of the premium over the applicable portion of the University's contribution.

Membership in a defined benefit plan to which the University contributes or participation in the DC Plan is required to become eligible for retiree health benefits. Participation in the Retiree Health Benefit Program plans consisted of the following at June 30, 2024 as shown in **Table 16.2**:

Table 16.2: Participation in the Retiree Health Benefit Program Plans

Description	Campuses and Medical Centers	LBNL	Total University of California
Retirees and beneficiaries receiving benefits	50,291	1,870	52,161
Active members	155,361	3,077	158,438
Total membership	205,652	4,947	210,599

Contributions

The University does not pre-fund retiree health benefits and instead provides for benefits based upon projected pay-as-you-go financing. University and retiree contributions toward premiums made under purchased plan arrangements are determined by applying the health plan contract rates across the number of participants in the respective plans. Premium rates for the self-insured plan contributions are set by the University based upon a trend analysis of the historic cost, utilization, demographics and administrative expenses to provide for the claims incurred and the actuarially determined level of incurred but not reported liability. The retiree health benefits assessment rate was \$2.23 per \$100 of UCRP covered payroll effective July 1, 2023 and 2022.

In addition to the explicit University contribution provided to retirees, there is an "implicit subsidy." The gross premiums for members that are not currently eligible for Medicare benefits are the same for active employees and retirees, based on a blend of their health costs. Retirees, on average, are expected to have higher health care costs than active employees. This is primarily due to the older average age of retirees. Since the same gross premiums apply to both groups, the premiums paid for active employees by the University are subsidizing the premiums for retirees. This effect is called the implicit subsidy. The implicit subsidy associated with retiree health costs paid during the past year is also considered to be a contribution from the University.

Net Retiree Health Benefits Liability

The University's net retiree health benefits liability was measured as of June 30 based on rolling forward the results of the actuarial valuations as of March 1, one year prior to the measurement date. Actuarial valuations represent a long-term perspective and involve estimates of the value of reported benefits and assumptions about the probability of occurrence of events far into the future. Significant actuarial methods and assumptions used to calculate the University's net retiree health benefits liability are shown in **Table 16.3**:

Table 16.3: Net Retiree Health Benefits Actuarial Assumptions

Description	2024	2023
Discount rate ¹	3.93%	3.65%
Investment rate of return	2.50%	2.50%
Inflation	2.50%	2.50%
Initial medical trend rate	0.20%–20.46%	(3.06%)–29.06%
Ultimate medical trend rate	3.94%	3.94%
Year ultimate trend rate reached	2076	2075

¹The discount rate was based on the Bond Buyer 20-Bond General Obligation index since UCRHBT plan assets are not sufficient to make benefit payments.

Mortality Rates

Mortality rates valuation basis used to calculate the University's net retiree health benefits liability are shown in **Table 16.4**:

Table 16.4: Mortality Rates Valuation Basis

Description	Mortality rate valuation basis
Pre-Retirement	Pub-2010 Teacher Employee Headcount-Weighted Above-Median Mortality Table, projected generationally with the two-dimensional mortality improvement scale MP-2021.
Post-Retirement: Healthy Participants	Pub-2010 Healthy Teacher Retiree Headcount-Weighted Above-Median Mortality Table, projected generationally with the two-dimensional mortality improvement scale MP-2021. Base Mortality Tables are adjusted as follows: <ul style="list-style-type: none"> • Faculty: 90% for Males and Females • Staff and Safety: 110% for Males and 105% for Females
Post-Retirement: Spouses/Domestic Partners	Pub-2010 Contingent Survivor Headcount-Weighted Above-Median Mortality Table, projected generationally with the two-dimensional mortality improvement scale MP-2021 with no adjustment for Males and 95% for Females, applied after the expected (and actual) death of the retiree. While retiree is still alive, rates for Healthy Participants are applied.
Post-Retirement: Disabled Participants	Pub-2010 Non-Safety Disabled Retiree Headcount-Weighted Mortality Table, projected generationally with the two-dimensional mortality improvement scale MP-2021, adjusted 85% for Males and Females.

Actuarial assumptions are subject to periodic revisions as actual results are compared with past expectations and new estimates are made about the future. The actuarial assumptions used at June 30, 2024 were based upon the results of the most recent experience study covering the period of July 1, 2018 through June 30, 2022.

Sensitivity of Net Retiree Health Benefits Liability to the Health Care Cost Trend Rate

Table 16.5 presents the June 30, 2024 net retiree health benefits liability of the University as well as what the net retiree health benefits liability would be if it were calculated using a health care cost trend rate 1% higher and 1% lower than the current assumption:

Table 16.5: Sensitivity of Net Retiree Health Benefits Liability to Health Care Cost Trend Rate (in thousands of dollars)

Description	1% Decrease (-0.80% to 19.46%) decreasing to (2.94%)	Current trend (0.20% to 20.46%) decreasing to (3.94%)	1% Increase (1.20% to 21.46%) decreasing to (4.94%)
Net retiree health benefits liability	\$17,669,059	\$20,911,103	\$25,096,329

Discount Rate

The discount rates used to estimate the net retiree health benefits liability as of June 30, 2024 and 2023 were 3.93 percent and 3.65 percent, respectively.

Sensitivity of Net Retiree Health Benefits Liability to the Discount Rate Assumption

Table 16.6 presents the June 30, 2024 net retiree health benefits liability of the University as well as what the net retiree health benefits liability would be if it were calculated using a discount rate 1% higher and 1% lower than the current assumption:

Table 16.6: Sensitivity of Net Retiree Health Benefits Liability to Discount Rate Assumption *(in thousands of dollars)*

Description	1% Decrease (2.93%)	Current discount (3.93%)	1% Increase (4.93%)
Net retiree health benefits liability	\$24,497,078	\$20,911,103	\$18,024,588

Deferred Outflows of Resources and Deferred Inflows of Resources

Tables 16.7a and **16.7b** present the composition of deferred outflows of resources and deferred inflows of resources for retiree health benefits at June 30, 2024 and 2023.

Table 16.7a: Composition of Deferred Outflows and Deferred Inflows of Resources for Retiree Health Benefits in 2024

(in thousands of dollars)

Description	Campuses and Medical Centers	LBNL	Total University of California
Deferred outflows of resources			
Difference between expected and actual experience	\$919,741	\$47,013	\$966,754
Changes in assumptions or other inputs	2,334,387	22,373	2,356,760
Total	\$3,254,128	\$69,386	\$3,323,514
Deferred inflows of resources			
Difference between expected and actual experience	\$1,415,134	\$16,647	\$1,431,781
Changes in assumptions or other inputs	7,036,175	145,970	7,182,145
Net difference between projected and actual earnings on plan investments	3,181		3,181
Total	\$8,454,490	\$162,617	\$8,617,107

Table 16.7b: Composition of Deferred Outflows and Deferred Inflows of Resources for Retiree Health Benefits in 2023

(in thousands of dollars)

Description	Campuses and Medical Centers	LBNL	Total University of California
Deferred outflows of resources			
Difference between expected and actual experience	\$917,237	\$49,480	\$966,717
Changes in assumptions or other inputs	3,436,516	51,475	3,487,991
Net difference between projected and actual earnings on plan investments	2,077		2,077
Total	\$4,355,830	\$100,955	\$4,456,785
Deferred inflows of resources			
Difference between expected and actual experience	\$2,131,073	\$38,201	\$2,169,274
Changes in assumptions or other inputs	5,744,959	113,171	5,858,130
Total	\$7,876,032	\$151,372	\$8,027,404

The net amount of deferred outflows and deferred inflows of resources as of June 30, 2024 related to retiree health benefits that will be recognized in retiree health benefit expense during the next five years and thereafter is shown in **Table 16.8**:

Table 16.8: Net Deferred Outflows and Deferred Inflows of Resources for Retiree Health Benefits (in thousands of dollars)

Year	Campuses and Medical Centers	LBNL	Total University of California
2025	(\$1,129,084)	(\$24,661)	(\$1,153,745)
2026	(773,385)	(32,117)	(805,502)
2027	(612,850)	(21,946)	(634,796)
2028	(771,900)	(5,294)	(777,194)
2029	(919,226)	(9,213)	(928,439)
Thereafter	(993,917)		(993,917)
Total	(\$5,200,362)	(\$93,231)	(\$5,293,593)

17. Endowments and Gifts

Endowments and gifts are held and administered either by the University or by the campus foundations.

University

The value of endowments and gifts held and administered by the University, excluding income distributed to be used for operating purposes, at June 30, 2024 and 2023 is shown in **Table 17.1a** and **Table 17.1b**, respectively:

Table 17.1a: Endowments and Gifts Held and Administered by the University at June 30, 2024 (in thousands of dollars)

Description	Restricted nonexpendable	Restricted expendable	Unrestricted	Total
Endowments	\$1,316,568	\$4,983,530	\$6,269	\$6,306,367
Funds functioning as endowments		3,793,654	10,206,461	14,000,115
Gifts		3,318,517	195,573	3,514,090
University endowments and gifts	\$1,316,568	\$12,095,701	\$10,408,303	\$23,820,572

Table 17.1b: Endowments and Gifts Held and Administered by the University at June 30, 2023 (in thousands of dollars)

Description	Restricted nonexpendable	Restricted expendable	Unrestricted	Total
Endowments	\$1,290,807	\$4,433,530	\$14,820	\$5,739,157
Funds functioning as endowments		3,522,985	9,430,282	12,953,267
Gifts		3,338,345	183,964	3,522,309
University endowments and gifts	\$1,290,807	\$11,294,860	\$9,629,066	\$22,214,733

The University's endowment income distribution policies are designed to preserve the value of the endowment in real terms (after inflation) and to generate a predictable stream of spendable income. Endowment investments are managed to achieve the maximum long-term total return. As a result of this emphasis on total return, the proportion of the annual income distribution provided by dividend and interest income and by capital gains may vary significantly from year to year. The University's policy is to retain the realized and unrealized appreciation with the endowment after the annual income distribution has been made. The net appreciation available to meet future spending needs is subject to the approval of The Regents and amounted to \$3.9 billion and \$3.6 billion at June 30, 2024 and 2023, respectively.

The portion of investment returns earned on endowments held by the University and distributed at the end of each year to support current operations for the following year is based upon a rate that is approved by The Regents. The annual income distribution

transferred to the campuses from endowments held by the University was \$600.6 million and \$503.0 million for the years ended June 30, 2024 and 2023, respectively. The portion of this annual income distribution from accumulated capital gains, in addition to the dividend and interest income earned during the year, was \$297.3 million and \$463.6 million for the years ended June 30, 2024 and 2023, respectively. Accumulated endowment income available for spending in the future, including the annual income distribution, was \$1.3 billion and \$1.0 billion at June 30, 2024 and 2023, respectively.

Campus Foundations

The value of endowments and gifts held by the campus foundations and administered by each of their independent Boards of Trustees at June 30, 2024 and 2023 is shown in **Table 17.2a** and **Table 17.2b**, respectively:

Table 17.2a: Endowments and Gifts Held and Administered by Campus Foundations at June 30, 2024 *(in thousands of dollars)*

Description	Restricted nonexpendable	Restricted expendable	Unrestricted	Total
Endowments	\$7,424,469	\$2,969,942		\$10,394,411
Funds functioning as endowments		3,084,513		3,084,513
Gifts		2,561,698	\$1,434,352	3,996,050
Campus foundations' endowments and gifts	\$7,424,469	\$8,616,153	\$1,434,352	\$17,474,974

Table 17.2b: Endowments and Gifts Held and Administered by Campus Foundations at June 30, 2023 *(in thousands of dollars)*

Description	Restricted nonexpendable	Restricted expendable	Unrestricted	Total
Endowments	\$6,907,145	\$2,506,499		\$9,413,644
Funds functioning as endowments		2,762,831		2,762,831
Gifts		2,797,842	\$1,330,652	4,128,494
Campus foundations' endowments and gifts	\$6,907,145	\$8,067,172	\$1,330,652	\$16,304,969

18. Leases

The University is a lessor of land, buildings and equipment under agreements that extend through 2112. Some leases include one or more lessee options to renew, with renewal terms that can extend the lease term from one to 40 years. These leases may also include lessee options to terminate the leases.

Certain of the University's lease agreements include rental payments that are adjusted periodically, primarily for inflation. The lease agreements do not contain any material lease incentives paid, residual value guarantees, material restrictive covenants or material termination penalties.

The University measures the deferred inflow of resources at the present value of payments expected to be received including any advance lease payments or lease incentives during the lease term.

During the years ended June 30, 2024 and 2023, the University recorded \$70.6 million and \$78.5 million, respectively, in lease revenues.

19. Segment Information

The University's medical centers and CHRCO's revenues are pledged in support of the outstanding University of California Medical Center Pooled Revenue Bonds. The medical centers' operating revenues and expenses consist primarily of revenues associated with patient care and the related costs of providing that care.

Table 19.1 presents condensed financial statement information related to the University's medical centers for the years ended June 30, 2024 and 2023.

Table 19.1: Condensed Financial Statement Information Related to the Medical Centers *(in thousands of dollars)*

Description	2024	2023
Revenue bonds outstanding	\$7,602,026	\$7,479,572
Related debt service payments	393,682	396,856
Bonds due serially through	2120	2120
Condensed Statement of Net Position		
Current assets	\$11,441,295	\$10,157,587
Capital assets, net	13,141,424	10,590,830
Other assets	2,438,463	4,319,888
Total assets	27,021,182	25,068,305
Deferred outflows of resources	4,118,152	3,446,283
Current liabilities	5,374,088	4,079,301
Long-term debt, net of current portion	8,951,739	8,742,588
Other noncurrent liabilities	16,157,898	16,629,522
Total liabilities	30,483,725	29,451,411
Deferred inflows of resources	4,513,134	3,063,768
Net investment in capital assets	4,678,852	4,658,593
Restricted	155,847	159,505
Unrestricted	(8,692,224)	(8,818,689)
Total net position	(\$3,857,525)	(\$4,000,591)
Condensed Statement of Revenues, Expenses and Changes in Net Position		
Operating revenues	\$21,838,223	\$19,270,291
Operating expenses before depreciation and amortization	(19,864,310)	(18,358,893)
Depreciation and amortization	(802,605)	(781,569)
Operating income	1,171,308	129,829
Nonoperating revenues, net	208,596	120,421
Income before other changes in net position	1,379,904	250,250
Health systems support	(1,200,119)	(948,093)
Transfers from University, net	32,031	21,653
Changes in allocation for pension payable to University	(90,173)	(28,520)
Other, including donated assets	32,704	21,128
Change in net position	154,347	(683,582)
Net position, beginning of year, as previously reported	(4,000,591)	(3,317,009)
Change to or within the financial reporting entity	(11,281)	
Beginning of year, as restated	(4,011,872)	(3,317,009)
Net position, end of year	(\$3,857,525)	(\$4,000,591)
Condensed Statement of Cash Flows		
Net cash provided (used) by:		
Operating activities	\$2,461,337	\$1,857,708
Noncapital financing activities	(1,000,526)	(791,988)
Capital and related financing activities	(3,217,231)	(2,090,028)
Investing activities	2,348,608	1,022,996
Net change in cash and cash equivalents	592,188	(1,312)
Cash and cash equivalents*, beginning of year	5,933,825	5,935,137
Cash and cash equivalents*, end of year	\$6,526,013	\$5,933,825

*Cash and cash equivalents in the medical centers' financial statements are included in the University's Short Term Investment Pool.

Summarized financial information in these tables is from the medical centers' audited financial statements. Certain revenue, such as financial support from the state for clinical teaching programs, is classified as state educational appropriations rather than medical center revenue in the University's statements of revenues, expenses and changes in net position. However, in the medical centers' audited financial statements and for segment reporting purposes, these revenues are classified as operating revenue. Additional information on the individual University of California medical centers can be obtained from their audited financial statements which are available at <https://www.ucop.edu/uc-controller/financial-reports/medical-center-financial-reports.html>.

Certain revenue generating projects (including student and faculty housing, parking facilities, student centers, recreation and events facilities, student health facilities and athletics facilities) are also financed by Limited Project Revenue Bonds; however, assets and liabilities are not required to be accounted for separately.

20. Blended Component Unit Information

Condensed financial statement information related to certain of the University's blended component units for the year ended June 30, 2024 is shown in **Table 20.1a**:

Table 20.1a: Condensed Financial Statement Information Related to Blended Component Units for 2024 (in thousands of dollars)

Description	Fiat Lux	CHRCO	Research	Housing
Condensed Statements of Net Position				
Current assets	\$1,799,697	\$392,181	\$5,802	\$209,498
Capital assets, net		501,454	122,861	1,423,017
Other assets	218,267	375,985	360,117	158,046
Total assets	2,017,964	1,269,620	488,780	1,790,561
Total deferred outflows of resources		42,984	4,420	166
Current liabilities	413,675	220,749	18,163	83,616
Noncurrent liabilities	1,041,296	147,030	456,298	1,798,572
Total liabilities	1,454,971	367,779	474,461	1,882,188
Total deferred inflows of resources		76,430		27,885
Net investment in capital assets		382,942	37,253	
Restricted		114,394		
Unrestricted	562,993	371,059	(18,514)	(119,346)
Total net position	\$562,993	\$868,395	\$18,739	(\$119,346)
Condensed Statement of Revenues, Expenses and Changes in Net Position				
Operating revenues	\$570,137	\$866,088	\$29,571	\$214,602
Operating expenses	(642,682)	(777,876)	1,456	(64,837)
Depreciation and amortization expense		(32,990)	(4,817)	(66,346)
Operating income (loss)	(72,545)	55,222	26,210	83,419
Nonoperating revenues (expenses), net	169,888	51,101	(16,329)	(73,624)
Income before other changes in net position	97,343	106,323	9,881	9,795
Transfers from University			(9,255)	
Other, including donated assets		(5,967)		
Change in net position	97,343	100,356	626	9,795
Net position, beginning of year	465,650	768,039	18,113	(129,141)
Net position, end of year	\$562,993	\$868,395	\$18,739	(\$119,346)
Condensed Statement of Cash Flows				
Net cash provided (used) by:				
Operating activities	\$143,454	\$35,181	\$29,169	\$29,879
Noncapital financing activities	587	16,797	14	
Capital and related financing activities		(73,462)	(27,431)	(22,234)
Investing activities	(391,055)	21,410	(493)	14,050
Net change in cash and cash equivalents	(247,014)	(74)	1,259	21,695
Cash and cash equivalents, beginning of year	404,282	196,616	5,971	36,672
Cash and cash equivalents, end of year	\$157,268	\$196,542	\$7,230	\$58,367

Condensed financial statement information related to certain of the University's blended component units for the year ended June 30, 2023 is shown in **Table 20.1b**:

Table 20.1b: Condensed Financial Statement Information Related to Blended Component Units for 2023 *(in thousands of dollars)*

Description	Fiat Lux	CHRCO	Research	Housing
Condensed Statements of Net Position				
Current assets	\$1,504,586	\$331,357	\$8,772	\$317,979
Capital assets, net		458,692	126,553	1,424,693
Other assets	291,963	373,326	367,786	104,138
Total assets	1,796,549	1,163,375	503,111	1,846,810
Total deferred outflows of resources		67,015	4,696	
Current liabilities	407,716	208,486	19,634	87,920
Noncurrent liabilities	923,183	194,032	470,060	1,860,146
Total liabilities	1,330,899	402,518	489,694	1,948,066
Total deferred inflows of resources		59,833		27,885
Net investment in capital assets		342,152	36,805	
Restricted		106,789		
Unrestricted	465,650	319,098	(18,692)	(129,141)
Total net position	\$465,650	\$768,039	\$18,113	(\$129,141)
Condensed Statement of Revenues, Expenses and Changes in Net Position				
Operating revenues	\$488,469	\$724,623	\$29,365	\$132,400
Operating expenses	(386,649)	(706,191)	293	(39,122)
Depreciation expense		(33,637)	(4,724)	(35,016)
Operating income (loss)	101,820	(15,205)	24,934	58,262
Nonoperating revenues (expenses), net	87,101	31,760	(16,635)	(67,013)
Income before other changes in net position	188,921	16,555	8,299	(8,751)
Transfers from University			(3,925)	
Other, including donated assets	548	2,368		
Change in net position	189,469	18,923	4,374	(8,751)
Net position, beginning of year	276,181	749,116	13,739	(120,390)
Net position, end of year	\$465,650	\$768,039	\$18,113	(\$129,141)
Condensed Statement of Cash Flows				
Net cash provided (used) by:				
Operating activities	(\$445,408)	\$26,950	\$17,887	\$70,992
Noncapital financing activities	2,100	20,840	22	
Capital and related financing activities		(58,167)	(30,522)	(99,428)
Investing activities	5,432	3,472	(146)	8,436
Net change in cash and cash equivalents	(437,876)	(6,905)	(12,759)	(20,000)
Cash and cash equivalents, beginning of year	842,158	203,521	18,730	56,672
Cash and cash equivalents, end of year	\$404,282	\$196,616	\$5,971	\$36,672

CHRCO's other assets include investments in the UCSF Foundation's Endowed Investment Pool of \$321.8 million and \$315.2 million at June 30, 2024 and 2023.

21. Discretely Presented Component Unit Information — Campus Foundations

Under University policies, each individual campus may establish a separate foundation to provide valuable assistance in fundraising, public outreach and other support for the missions of the campus and the University. Although independent boards govern these foundations, their assets are dedicated for the benefit of the University of California.

Condensed financial statement information related to the University's campus foundations, including their allocated share of the assets and liabilities associated with securities lending transactions in the University's investment pools, for the year ended June 30, 2024 is shown in **Table 21.1a** and **Table 21.2a**:

Table 21.1a: Condensed Statements of Net Position at June 30, 2024 *(in thousands of dollars)*

Description	Berkeley	San Francisco	Los Angeles	San Diego	All Other	Total
Current assets	\$254,040	\$503,114	\$1,174,544	\$41,031	\$198,876	\$2,171,605
Noncurrent assets	3,439,326	3,454,814	4,481,685	1,764,133	2,733,365	15,873,323
Total assets	3,693,366	3,957,928	5,656,229	1,805,164	2,932,241	18,044,928
Current liabilities	10,694	65,260	24,866	21,548	14,943	137,311
Noncurrent liabilities	74,113	47,157	29,659	7,750	23,221	181,900
Total liabilities	84,807	112,417	54,525	29,298	38,164	319,211
Total deferred inflows of resources	61,539	31,722	63,927	70,673	22,882	250,743
Restricted	3,538,949	3,813,417	4,178,513	1,667,555	2,842,188	16,040,622
Unrestricted	8,071	372	1,359,264	37,638	29,007	1,434,352
Total net position	\$3,547,020	\$3,813,789	\$5,537,777	\$1,705,193	\$2,871,195	\$17,474,974

Table 21.2a: Condensed Statements of Revenues, Expenses, and Changes in Net Position for the Year Ended June 30, 2024 *(in thousands of dollars)*

Description	Berkeley	San Francisco	Los Angeles	San Diego	All Other	Total
Operating revenues	\$260,809	\$386,128	\$319,253	\$137,356	\$195,611	\$1,299,157
Operating expenses	(441,553)	(443,490)	(463,410)	(360,117)	(242,201)	(1,950,771)
Operating loss	(180,744)	(57,362)	(144,157)	(222,761)	(46,590)	(651,614)
Nonoperating revenues	224,885	202,364	415,019	236,334	284,998	1,363,600
Income before other changes in net position	44,141	145,002	270,862	13,573	238,408	711,986
Additions to permanent endowments	103,408	58,841	165,916	61,153	68,701	458,019
Change in net position	147,549	203,843	436,778	74,726	307,109	1,170,005
Net position, beginning of year	3,399,471	3,609,946	5,100,999	1,630,467	2,564,086	16,304,969
Net position, end of year	\$3,547,020	\$3,813,789	\$5,537,777	\$1,705,193	\$2,871,195	\$17,474,974

Condensed financial statement information related to the University's campus foundations, including their allocated share of the assets and liabilities associated with securities lending transactions in the University's investment pools, for the year ended June 30, 2023 is shown in **Table 21.1b** and **Table 21.2b**:

Table 21.1b: Condensed Statements of Net Position at June 30, 2023 *(in thousands of dollars)*

Description	Berkeley	San Francisco	Los Angeles	San Diego	All Other	Total
Current assets	\$283,338	\$491,074	\$1,205,627	\$236,242	\$194,728	\$2,411,009
Noncurrent assets	3,257,301	3,301,808	3,997,639	1,501,557	2,428,578	14,486,883
Total assets	3,540,639	3,792,882	5,203,266	1,737,799	2,623,306	16,897,892
Current liabilities	10,948	108,312	27,771	41,517	14,446	202,994
Noncurrent liabilities	73,316	45,535	29,365	7,756	23,335	179,307
Total liabilities	84,264	153,847	57,136	49,273	37,781	382,301
Total deferred inflows of resources	56,904	29,089	45,131	58,059	21,439	210,622
Restricted	3,395,599	3,609,570	3,834,536	1,595,420	2,539,192	14,974,317
Unrestricted	3,872	376	1,266,463	35,047	24,894	1,330,652
Total net position	\$3,399,471	\$3,609,946	\$5,100,999	\$1,630,467	\$2,564,086	\$16,304,969

Table 21.2b: Condensed Statements of Revenues, Expenses, and Changes in Net Position for the Year Ended June 30, 2023 *(in thousands of dollars)*

Description	Berkeley	San Francisco	Los Angeles	San Diego	All Other	Total
Operating revenues	\$347,703	\$1,005,533	\$596,379	\$117,617	\$176,659	\$2,243,891
Operating expenses	(569,618)	(482,687)	(436,773)	(168,717)	(238,651)	(1,896,446)
Operating income (loss)	(221,915)	522,846	159,606	(51,100)	(61,992)	347,445
Nonoperating revenues	258,211	108,376	254,873	136,106	152,691	910,257
Income before other changes in net position	36,296	631,222	414,479	85,006	90,699	1,257,702
Additions to permanent endowments	110,034	38,463	155,776	67,000	66,541	437,814
Change in net position	146,330	669,685	570,255	152,006	157,240	1,695,516
Net position, beginning of year	3,253,141	2,940,261	4,530,744	1,478,461	2,406,846	14,609,453
Net position, end of year	\$3,399,471	\$3,609,946	\$5,100,999	\$1,630,467	\$2,564,086	\$16,304,969

Additional information on the foundations can be found in the foundations' separately issued annual reports, which can be obtained by contacting each individual foundation.

22. Commitments and Contingencies

Contractual Commitments

Amounts committed but unexpended for construction projects totaled \$9.2 billion at June 30, 2024. The University has a remaining commitment to contribute \$60.0 million for investments in joint ventures at June 30, 2024. The University has a remaining commitment for one of its campuses through 2036 to provide \$570.0 million for fire and other city-related services at June 30, 2024.

Contingencies

Substantial amounts are received and expended by the University, including its medical centers, under federal and state programs, and are subject to audit and other inquiries by cognizant governmental agencies and other parties. This funding relates to research, student aid, medical center operations and other programs. University management believes that any liabilities arising from such audits and other inquiries will not have a material effect on the University's financial position.

The University and the campus foundations are contingently liable in connection with certain other claims and contracts, including those currently in litigation, arising in the normal course of its activities. Although there are inherent uncertainties in any litigation, University management and general counsel are of the opinion that the outcome of such matters will not have a material effect on the University's financial position.

23. Subsequent Events

In July 2024, General Revenue bonds totaling \$1.7 billion, including \$250.0 million in variable-rate demand bonds, were issued to finance or refinance the acquisition, construction, improvement and renovation of certain facilities of the University. The bonds mature at various dates through 2054. Proceeds of the bonds, including a bond premium of \$168.1 million, were used to pay for project construction and issuance costs. The fixed-rate tax-exempt bonds have a stated weighted average interest rate of 5.0 percent. The interest rate will reset weekly for the variable rate demand bonds. The deferred premium will be amortized as a reduction to interest expense over the term of the bonds.

In August 2024, the Regents became the sole corporate member of UCSF Community Hospital, a private, not-for-profit Internal Revenue Code section 501(c)(3) corporation. UCSF Community Hospital will be reported as a blended component unit of the University beginning in the 2024–2025 fiscal year.

Required Supplementary Information

(Unaudited)

UCRP

The schedule of changes in net pension liability includes multiyear trend information about whether the pension assets are increasing or decreasing over time relative to the pension liabilities. UCRP RSI Tables 1a and 1b show the schedule of changes in the net pension liability for UCRP as of June 30 for the past 10 years.

UCRP RSI Table 1a: Changes in Net Position Liability, 2020–2024 (in thousands of dollars)

Description	2024	2023	2022	2021	2020
Total pension liability					
Service cost	\$3,007,048	\$2,753,510	\$2,588,194	\$2,564,134	\$2,466,497
Interest on the total pension liability	7,458,897	6,985,737	6,633,210	6,311,412	5,981,599
Changes in benefit terms		33,303			
Difference between expected and actual experience	2,324,145	451,908	284,807	462,839	(282,321)
Changes of assumptions or other inputs		469,788			
Benefits paid, including refunds of employee contributions	(5,124,238)	(4,764,459)	(4,534,161)	(4,299,910)	(3,944,998)
Net change in total pension liability	7,665,852	5,929,787	4,972,050	5,038,475	4,220,777
Total pension liability, beginning of year	108,565,697	102,635,910	97,663,860	92,625,385	88,404,608
Total pension liability, end of year	116,231,549	108,565,697	102,635,910	97,663,860	92,625,385
Plan net position					
Contributions — employer	3,001,069	2,770,474	2,892,621	2,705,058	2,444,025
Contributions — member	1,332,768	1,206,097	1,105,405	1,053,939	1,019,302
Contributions — state					
Net investment income	11,387,694	7,696,274	(9,765,875)	21,439,296	1,184,938
Benefits paid, including refunds of employee contributions	(5,124,238)	(4,764,459)	(4,534,161)	(4,299,910)	(3,944,998)
Administrative expense	(102,512)	(76,629)	(84,760)	(64,826)	(65,989)
Net change in plan net position	10,494,781	6,831,757	(10,386,770)	20,833,557	637,278
Plan net position, beginning of year	88,194,785	81,363,028	91,749,798	70,916,241	70,278,963
Plan net position, end of year	98,689,566	88,194,785	81,363,028	91,749,798	70,916,241
Net pension liability, end of year	\$17,541,983	\$20,370,912	\$21,272,882	\$5,914,062	\$21,709,144

UCRP RSI Table 1b: Changes in Net Position Liability, 2015–2019 (in thousands of dollars)

Description	2019	2018	2017	2016	2015
Total pension liability					
Service cost	\$1,946,612	\$1,873,004	\$1,807,143	\$1,710,241	\$1,589,267
Interest on the total pension liability	5,576,660	5,295,733	5,035,267	4,784,904	4,538,846
Difference between expected and actual experience	334,605	138,419	74,664	136,167	(112,155)
Changes of assumptions or other inputs	7,816,717				2,136,793
Benefits paid, including refunds of employee contributions	(3,816,434)	(3,587,554)	(3,320,990)	(3,105,641)	(2,976,992)
Net change in total pension liability	11,858,160	3,719,602	3,596,084	3,525,671	5,175,759
Total pension liability, beginning of year	76,546,448	72,826,846	69,230,762	65,705,091	60,529,332
Total pension liability, end of year	88,404,608	76,546,448	72,826,846	69,230,762	65,705,091
Plan net position					
Contributions — employer	2,408,650	2,335,874	2,385,576	2,426,683	2,510,046
Contributions — member	956,543	941,144	891,987	845,036	793,012
Contributions — state		169,000	171,000	96,000	
Net investment income	4,018,595	4,837,552	7,866,281	(1,104,655)	1,993,801
Benefits paid, including refunds of employee contributions	(3,816,434)	(3,587,554)	(3,320,990)	(3,105,642)	(2,976,993)
Administrative expense	(61,981)	(36,684)	(44,128)	(48,340)	(48,283)
Net change in plan net position	3,505,373	4,659,332	7,949,726	(890,918)	2,271,583
Plan net position, beginning of year	66,773,590	62,114,258	54,164,532	55,055,450	52,783,867
Plan net position, end of year	70,278,963	66,773,590	62,114,258	54,164,532	55,055,450
Net pension liability, end of year	\$18,125,645	\$9,772,858	\$10,712,588	\$15,066,230	\$10,649,641

Notes to Required Supplementary Information: UCRP

Changes of benefit terms. UCRP was amended during the fiscal year ended June 30, 2023 to provide a one-time cost-of-living adjustment (ad-hoc COLA) to a cohort of retirees. There were no changes to the size or composition of the covered population in any of the fiscal years in the 10-year period which ended June 30, 2024, that significantly affected the total pension liability.

Changes of assumptions. Actuarial assumptions were changed three times during the 10-year period which ended June 30, 2024, each time coinciding with an experience study. Amounts reported in 2023 include an adjustment to the mortality assumption reflecting longer life expectancy. Amounts reported in 2019 include an adjustment to the mortality assumption reflecting longer life expectancy and a decrease in the investment rate of return from 7.25 percent to 6.75 percent. Amounts reported in 2015 include an adjustment to the mortality assumption reflecting longer life expectancy and a decrease in the investment rate of return from 7.50 percent to 7.25 percent.

UCRP RSI Tables 2a and 2b present a 10-year history of the ratio of net pension liability to total pension liability and the net pension liability as a percentage of covered payroll.

UCRP RSI Table 2a: Ratio of Net Pension Liability to Total Pension Liability, 2020–2024 *(in thousands of dollars)*

Description	2024	2023	2022	2021	2020
Total pension liability	\$116,231,549	\$108,565,697	\$102,635,910	\$97,663,860	\$92,625,385
Plan net position	98,689,566	88,194,785	81,363,028	91,749,798	70,916,241
Net pension liability	\$17,541,983	\$20,370,912	\$21,272,882	\$5,914,062	\$21,709,144
Ratio of plan net position to total pension liability	84.9%	81.2%	79.3%	93.9%	76.6%
Covered payroll	\$16,749,455	\$15,191,170	\$13,921,086	\$13,215,494	\$13,056,696
Net pension liability as a percentage of covered payroll	104.7%	134.1%	152.8%	44.8%	166.3%

UCRP RSI Table 2b: Ratio of Net Pension Liability to Total Pension Liability, 2015–2019 *(in thousands of dollars)*

Description	2019	2018	2017	2016	2015
Total pension liability	\$88,404,608	\$76,546,448	\$72,826,846	\$69,230,762	\$65,705,091
Plan net position	70,278,963	66,773,590	62,114,258	54,164,532	55,055,450
Net pension liability	\$18,125,645	\$9,772,858	\$10,712,588	\$15,066,230	\$10,649,641
Ratio of plan net position to total pension liability	79.5%	87.2%	85.3%	78.2%	83.8%
Covered payroll	\$12,168,209	\$11,923,489	\$11,301,506	\$10,689,424	\$10,047,570
Net pension liability as a percentage of covered payroll	149.0%	82.0%	94.8%	140.9%	106.0%

The Regents' funding policy provides for actuarially determined contributions at rates reasonably expected to maintain UCRP on an actuarially sound basis. LBNL is required to make employer and employee contributions in conformity with The Regents' contract with the DOE. The annual contribution deficiency as of June 30 is presented in UCRP RSI Table 3 below:

UCRP RSI Table 3: Annual Contribution Deficiency *(in thousands of dollars)*

Year ended June 30	Actuarially determined contributions	Contributions in relation to actuarial contributions	Contribution deficiency	Covered payroll	Contributions as a percentage of covered payroll
2024	\$4,221,586	\$3,001,069	\$1,220,517	\$16,749,455	18%
2023	3,814,606	2,770,474	1,044,132	15,191,170	18
2022	3,712,774	2,892,621	820,153	13,921,086	21
2021	3,523,568	2,705,058	818,510	13,215,494	20
2020	2,516,234	2,444,025	72,209	13,056,696	19
2019	2,742,671	2,408,650	334,021	12,168,209	20
2018	2,669,169	2,504,874	164,295	11,923,489	21
2017	2,654,710	2,556,576	98,134	11,301,506	23
2016	2,610,953	2,522,683	88,270	10,689,424	24
2015	2,664,384	2,510,046	154,338	10,047,570	25

UCRP RSI Table 4 shows the methods and assumptions used to determine contribution rates for UCRP.

UCRP RSI Table 4: Methods and Assumptions Used to Determine Contribution Rates

Methods and actuarial assumptions	Description
Valuation date	Actuarially determined contribution rates are calculated as of July 1, two years prior to the end of the fiscal year in which contributions are reported.
Actuarial cost method	Entry age actuarial cost method.
Amortization method	Level dollar, closed periods.
Remaining amortization period	15.82 years as of July 1, 2022. The July 1, 2010 amortization bases were combined into a single amortization base and amortized over 30 years. Any changes in Unfunded Actuarial Accrued Liability (UAAL) due to actuarial experience gains or losses after July 1, 2010, are separately amortized over a fixed (closed) 30-year period effective with that valuation. Any changes in UAAL due to a change in actuarial assumptions or plan provisions are separately amortized over a fixed (closed) 15-year period. Any changes in UAAL due to actuarial experience gains or losses or a change in actuarial assumptions after July 1, 2014, are separately amortized over a fixed (closed) 20-year period. Any changes in UAAL due to a change in plan provisions are separately amortized over a fixed (closed) 15 year period. Any changes in UAAL due to plan amendments after July 1, 2014 affecting non-active members are separately amortized over a fixed (closed) 10-year period.
Asset valuation method	The market value of assets less unrecognized returns in each of the last five years. An unrecognized return is equal to the difference between the actual and the expected return on a market value basis and is recognized over a five-year period.
Inflation	2.50%.
Investment rate of return	6.75%, net of pension plan investment expenses, including inflation.
Projected salary increases	3.65–5.95%, varying by service, including inflation.
Cost-of-living adjustments	2.00%
Mortality	Actives and inactive: Pub-2010 Teacher Employee Amount-Weighted Above-Median Mortality Table. Healthy retired members: Pub-2010 Healthy Teacher Amount-Weighted Above-Median Mortality Table, multiplied by 90 percent for male faculty members, 95 percent for female faculty members, 100 percent for other male members and 110 percent for other female members. Beneficiaries of retired members: Pub-2010 Contingent Survivor Amount-Weighted Above-Median Mortality Table multiplied by 100 percent for males and 90 percent for females. Disabled members: Pub-2010 Non-Safety Disabled Retiree Amount-Weighted Mortality Table. All mortality tables listed above are projected generationally with the two-dimensional mortality improvement scale MP-2018.

UC-VERIP

The schedule of changes in net pension liability includes multiyear trend information about whether the pension assets are increasing or decreasing over time relative to the pension liabilities. UC-VERIP RSI Tables 1a and 1b show the schedule of changes in the net pension liability for the UC-VERIP as of June 30 for the past 10 years.

UC-VERIP RSI Table 1a: Changes in Net Pension Liability, 2020–2024 (in thousands of dollars)

Description	2024	2023	2022	2021	2020
Total pension liability					
Interest on the total pension liability	\$996	\$1,181	\$1,384	\$1,513	\$1,656
Difference between expected and actual experience	(604)	(1,242)	108	179	(1,342)
Changes of assumptions or other inputs		(440)			
Benefits paid, including refunds of employee contributions	(2,746)	(2,987)	(3,324)	(3,750)	(4,142)
Net change in total pension liability	(2,354)	(3,488)	(1,832)	(2,058)	(3,828)
Total pension liability, beginning of year	16,739	20,227	22,059	24,117	27,945
Total pension liability, end of year	14,385	16,739	20,227	22,059	24,117
Plan net position					
Net investment income	9,488	5,955	(7,853)	18,277	1,049
Benefits paid, including refunds of employee contributions	(2,746)	(2,987)	(3,324)	(3,750)	(4,142)
Administrative expense	(3)	(3)	(3)	(4)	(4)
Net change in plan net position	6,739	2,965	(11,180)	14,523	(3,097)
Plan net position, beginning of year	67,989	65,024	76,204	61,681	64,778
Plan net position, end of year	74,728	67,989	65,024	76,204	61,681
Net pension surplus, end of year	(\$60,343)	(\$51,250)	(\$44,797)	(\$54,145)	(\$37,564)

UC-VERIP RSI Table 1b: Changes in Net Pension Liability, 2015–2019 (in thousands of dollars)

Description	2019	2018	2017	2016	2015
Total pension liability					
Interest on the total pension liability	\$1,983	\$2,042	\$2,463	\$2,533	\$2,704
Difference between expected and actual experience	(79)	(436)	(189)	(650)	242
Changes of assumptions or other inputs	714				1,837
Benefits paid, including refunds of employee contributions	(4,213)	(4,610)	(4,738)	(4,937)	(5,081)
Net change in total pension liability	(1,595)	(3,004)	(2,464)	(3,054)	(298)
Total pension liability, beginning of year	29,540	32,544	35,008	38,062	38,360
Total pension liability, end of year	27,945	29,540	32,544	35,008	38,062
Plan net position					
Net investment income	3,748	4,885	8,666	(1,425)	2,550
Benefits paid, including refunds of employee contributions	(4,213)	(4,610)	(4,738)	(4,937)	(5,081)
Administrative expense	(5)	(5)	(6)	(7)	(6)
Net change in plan net position	(470)	270	3,922	(6,369)	(2,537)
Plan net position, beginning of year	65,248	64,978	61,056	67,425	69,962
Plan net position, end of year	64,778	65,248	64,978	61,056	67,425
Net pension surplus, end of year	(\$36,833)	(\$35,708)	(\$32,434)	(\$26,048)	(\$29,363)

Notes to Required Supplementary Information: UC-VERIP

Plan fiduciary net position (plan assets) is valued as of the measurement date, while the total pension liability is determined by rolling forward the total pension liability from the July 1 actuarial valuations.

Changes of benefit terms. There were no changes in benefit terms or the size or composition of the covered population in any of the fiscal years in the 10-year period which ended June 30, 2024, that significantly affected the total pension liability.

Changes of assumptions. Actuarial assumptions were changed three times during the 10-year period which ended June 30, 2024, each time coinciding with an experience study. Amounts reported in 2023 include an adjustment to the mortality assumption reflecting longer life expectancy. Amounts reported in 2019 include an adjustment to the mortality assumption reflecting longer life expectancy and a decrease in the investment rate of return from 7.25 percent to 6.75 percent. Amounts reported in 2015 include an adjustment to the mortality assumption reflecting longer life expectancy and a decrease in the investment rate of return from 7.50 percent to 7.25 percent.

UC-VERIP RSI Tables 2a and 2b present a 10-year history of the ratio of net pension liability to total pension liability.

UC-VERIP RSI Table 2a: Ratio of Net Pension Liability to Total Pension Liability, 2020–2024 *(in thousands of dollars)*

Description	2024	2023	2022	2021	2020
Total pension liability	\$14,385	\$16,739	\$20,227	\$22,059	\$24,117
Plan net position	74,728	67,989	65,024	76,204	61,681
Net pension surplus	(\$60,343)	(\$51,250)	(\$44,797)	(\$54,145)	(\$37,564)
Ratio of plan net position to total pension liability	519.5%	406.2%	321.5%	345.5%	255.8%

UC-VERIP RSI Table 2b: Ratio of Net Pension Liability to Total Pension Liability, 2015–2019 *(in thousands of dollars)*

Description	2019	2018	2017	2016	2015
Total pension liability	\$27,945	\$29,540	\$32,544	\$35,008	\$38,062
Plan net position	64,778	65,248	64,978	61,056	67,425
Net pension surplus	(\$36,833)	(\$35,708)	(\$32,434)	(\$26,048)	(\$29,363)
Ratio of plan net position to total pension liability	231.8%	220.9%	199.7%	174.4%	177.1%

The University is not required to make contributions to the UC-VERIP due to its fully funded status.

CHRCO Pension Plan

The schedule of changes in net pension liability includes multiyear trend information about whether the pension assets are increasing or decreasing over time relative to the pension liabilities. **CHRCO RSI Tables 1a and 1b** show the schedule of changes in the net pension liability for the CHRCO Pension Plan as of June 30 for the past 10 years.

CHRCO RSI Table 1a: Changes in Net Pension Liability, 2020–2024 (in thousands of dollars)

Description	2024	2023	2022	2021	2020
Total pension liability					
Service cost	\$14,012	\$14,159	\$15,775	\$14,873	\$12,648
Interest on the total pension liability	45,927	44,522	42,159	38,932	36,005
Changes of benefit terms	3,805				
Difference between expected and actual experience	23,722	6,851	1,058	18,527	23,581
Changes of assumptions or other inputs	(6,149)	(23,590)	(22,525)	(2,413)	28,609
Benefits paid, including refunds of employee contributions	(65,531)	(25,027)	(22,683)	(19,684)	(17,262)
Net change in total pension liability	15,786	16,915	13,784	50,235	83,581
Total pension liability, beginning of year	674,850	657,935	644,151	593,916	510,335
Total pension liability, end of year	690,636	674,850	657,935	644,151	593,916
Plan net position					
Contributions — employer	46,500	41,400	37,452	31,752	31,200
Net investment income (loss)	90,743	73,339	(94,275)	111,835	(7,468)
Benefits paid, including refunds of employee contributions	(65,531)	(25,027)	(22,683)	(19,684)	(17,262)
Administrative expense	(4,979)	(4,073)	(4,062)	(3,600)	(3,598)
Net change in plan net position	66,733	85,639	(83,568)	120,303	2,872
Total plan net position, beginning of year	623,856	538,217	621,785	501,482	498,610
Total plan net position, end of year	690,589	623,856	538,217	621,785	501,482
Net pension liability, end of year	\$47	\$50,994	\$119,718	\$22,366	\$92,434

CHRCO RSI Table 1b: Changes in Net Pension Liability, 2015–2019 *(in thousands of dollars)*

Description	2019	2018	2017	2016	2015
Total pension liability					
Service cost	\$11,430	\$11,304	\$9,910	\$10,410	\$9,448
Interest on the total pension liability	34,165	31,854	29,672	27,782	24,683
Changes of benefit terms		92	33	24	40
Difference between expected and actual experience	5,214	3,609	2,442	(3,690)	762
Changes of assumptions or other inputs	(9,540)			3,613	33,105
Benefits paid, including refunds of employee contributions	(15,143)	(12,802)	(11,767)	(9,509)	(8,082)
Net change in total pension liability	26,126	34,057	30,290	28,630	59,956
Total pension liability, beginning of year	484,209	450,152	419,862	391,232	331,276
Total pension liability, end of year	510,335	484,209	450,152	419,862	391,232
Plan net position					
Contributions — employer	31,200	33,600	28,800	24,000	18,000
Net investment income	25,203	33,269	41,256	214	11,797
Benefits paid, including refunds of employee contributions	(15,143)	(12,802)	(11,767)	(9,509)	(8,082)
Administrative expense	(2,711)	(3,014)	(2,727)	(1,816)	(1,222)
Net change in plan net position	38,549	51,053	55,562	12,889	20,493
Total plan net position, beginning of year	460,061	409,008	353,446	340,557	320,064
Total plan net position, end of year	498,610	460,061	409,008	353,446	340,557
Net pension liability, end of year	\$11,725	\$24,148	\$41,144	\$66,416	\$50,675

CHRCO RSI Tables 2a and 2b present a 10-year history of the ratio of net pension liability to total pension liability.

CHRCO RSI Table 2a: Ratio of Net Pension Liability to Total Pension Liability, 2020–2024 *(in thousands of dollars)*

Description	2024	2023	2022	2021	2020
Total pension liability	\$690,636	\$674,850	\$657,935	\$644,151	\$593,916
Plan net position	690,589	623,856	538,217	621,785	501,482
Net pension liability	\$47	\$50,994	\$119,718	\$22,366	\$92,434
Ratio of plan net position to total pension liability	100.0%	92.4%	81.8%	96.5%	84.4%
Covered payroll	\$245,944	\$224,898	\$214,184	\$220,208	\$209,596
Net pension liability as a percentage of covered payroll	0.0%	22.7%	55.9%	10.2%	44.1%

CHRCO RSI Table 2b: Ratio of Net Pension Liability to Total Pension Liability, 2015–2019 *(in thousands of dollars)*

Description	2019	2018	2017	2016	2015
Total pension liability	\$510,335	\$484,209	\$450,152	\$419,862	\$391,232
Plan net position	498,610	460,061	409,008	353,446	340,557
Net pension liability	\$11,725	\$24,148	\$41,144	\$66,416	\$50,675
Ratio of plan net position to total pension liability	97.7%	95.0%	90.9%	84.2%	87.0%
Covered payroll	\$190,599	\$187,639	\$184,083	\$165,672	\$177,986
Net pension liability as a percentage of covered payroll	6.2%	12.9%	22.4%	40.1%	28.5%

CHRCO RSI Tables 3a and 3b show the schedule of employer contributions for the CHRCO Pension Plan as of June 30 for the past 10 years.

CHRCO RSI Table 3a: Schedule of Employer Contributions, 2020–2024 *(in thousands of dollars)*

Description	2024	2023	2022	2021	2020
Actuarially calculated employer contributions	\$34,660	\$17,990	\$11,050	\$15,270	\$22,070
Contributions in relation to the actuarially calculated employer contribution	46,500	41,400	37,452	31,752	31,200
Annual contribution deficiency (excess)	(\$11,840)	(\$23,410)	(\$26,402)	(\$16,482)	(\$9,130)
Covered payroll	\$245,944	\$224,898	\$214,184	\$220,208	\$209,596
Actual contributions as a percentage of covered payroll	18.9%	18.4%	17.5%	14.4%	14.9%

CHRCO RSI Table 3b: Schedule of Employer Contributions, 2015–2019 *(in thousands of dollars)*

Description	2019	2018	2017	2016	2015
Actuarially calculated employer contributions	\$17,870	\$7,710	\$5,642	\$7,823	\$12,239
Contributions in relation to the actuarially calculated employer contribution	31,200	33,600	28,800	24,000	18,000
Annual contribution deficiency (excess)	(\$13,330)	(\$25,890)	(\$23,158)	(\$16,177)	(\$5,761)
Covered payroll	\$190,599	\$187,639	\$184,083	\$165,672	\$177,986
Actual contributions as a percentage of covered payroll	16.4%	17.9%	15.6%	14.5%	10.1%

CHRCO RSI Table 4 shows the methods and assumptions used to determine contribution rates for the CHRCO Pension Plan.

CHRCO RSI Table 4: Methods and Assumptions Used to Determine Contribution Rates

Methods and assumptions	Description
Valuation date	Actuarially calculated contributions are calculated as of January 1 of the fiscal year Represented Plan and as of July 1 of the beginning of the fiscal year Unrepresented in which contributions are reported.
Actuarially determined contribution	The Plan is subject to funding requirements under ERISA. The contribution shown is the IRC Section 430 minimum contribution prior to offset by credit balances prorated for the number of months in the fiscal year. The contributions reflect the Highway and Transportation Funding Act of 2014 (HATFA). The contribution for July 1, 2020 and after reflects the American Rescue Plan Act of 2021 (ARPA).
Contributions in relation to the actuarially determined contribution	The amount shown is equal to the contributions contributed to the plan during the fiscal year shown.
Actuarial cost method	Unit Credit Actuarial Cost Method
Amortization method	Level dollar, closed amortization over a 15-year period from the valuation date as specified under PPA
Remaining amortization period	15 years for changes in unfunded liabilities that occur each valuation date
Asset valuation method	The actuarial value of assets is equal to the two-year average of Plan asset values as of the valuation date. The two-year average is the average of the two prior years' adjusted market value of assets and the current year's market value of assets. For this purpose, the prior years' market value of assets is adjusted to reflect benefit payments, administrative expenses, contributions and expected returns for the prior years. The resulting actuarial value of assets is adjusted to be within 10% of the market value of assets at the valuation date, as required by IRC Section 430.
Inflation	3.0%
Investment rate of return	7.00% (limited to the 3rd segment rate applicable for each year) for the Represented Plan 6.75% (limited to the 3rd segment rate applicable for each year) for the Unrepresented Plan
Projected salary increases	Represented employees: 4.50% for FYE 2024 and FYE 2025, 4.2% for FYE 2026 and 3.5% for FYE 2027 annually thereafter Unrepresented employees: 4.00% for FYE 2023, 4.5% for FYE 2024, 4.00% for FYE 2025 and 3.5% for FYE 2026 annually thereafter Salary increase assumption includes inflation
Cost-of-living adjustments	N/A
Mortality	IRS generational mortality table prescribed for the valuation year

University Retiree Health Benefits Program

The schedule of changes in the net retiree health benefits liability includes multiyear trend information about whether the net retiree health benefits liability is increasing or decreasing over time relative to the pension liabilities. The University's net retiree health benefits liability includes liabilities for campuses, medical centers and LBNL.

Retiree Health Benefits RSI Tables 1a and 1b show the schedule of changes in the net retiree health benefits liability as of June 30 for the past 10 years.

Retiree Health Benefits RSI Table 1a: Changes in Net Retiree Health Benefits Liability, 2020–2024 *(in thousands of dollars)*

Description	2024	2023	2022	2021	2020
Total retiree health benefits liability					
Service cost	\$1,001,187	\$912,741	\$1,336,924	\$1,296,146	\$912,067
Interest on the total retiree health benefits liability	848,800	743,948	565,679	554,169	724,584
Difference between expected and actual experience	157,808	917,259	177,238	(521,647)	(1,539,139)
Changes of assumptions or other inputs	(2,852,917)	96,545	(6,341,718)	212,837	4,354,033
Retiree contributions	95,032	89,525	90,710	88,625	86,166
Benefits paid	(633,176)	(591,124)	(565,532)	(551,760)	(546,616)
Net change in total retiree health benefits liability	(1,383,266)	2,168,894	(4,736,699)	1,078,370	3,991,095
Total retiree health benefits liability, beginning of year	22,520,255	20,351,361	25,088,060	24,009,690	20,018,595
Total retiree health benefits liability, end of year	21,136,989	22,520,255	20,351,361	25,088,060	24,009,690
Plan net position					
University contributions	566,739	512,458	486,761	482,099	462,609
Retiree contributions	95,032	89,525	90,710	88,625	86,166
Net investment income	9,987	7,345	345	208	2,281
Insurance premiums	(633,176)	(591,124)	(565,532)	(551,760)	(546,616)
Other deductions	(5,520)	(4,854)	(4,431)	(4,369)	(4,531)
Net change in retiree health benefits net position	33,062	13,350	7,853	14,803	(91)
Retiree health benefits net position, beginning of year	192,824	179,474	171,621	156,818	156,909
Retiree health benefits net position, end of year	225,886	192,824	179,474	171,621	156,818
Net retiree health benefits liability, end of year	\$20,911,103	\$22,327,431	\$20,171,887	\$24,916,439	\$23,852,872

Retiree Health Benefits RSI Table 1b: Changes in Net Retiree Health Benefits Liability, 2015–2019 (in thousands of dollars)

Description	2019	2018	2017	2016	2015
Total retiree health benefits liability					
Service cost	\$815,654	\$835,154	\$1,004,644	\$830,041	\$702,935
Interest on the total retiree health benefits liability	758,521	716,777	646,279	735,294	719,853
Changes of benefit terms	(29,315)				
Difference between expected and actual experience	(1,219,146)	(1,173,742)	101,280	(1,948,111)	
Changes of assumptions or other inputs	1,124,039	(354,585)	(3,827,924)	3,925,503	1,402,476
Retiree contributions	85,820	79,849	72,716	65,705	56,340
Benefits paid	(512,824)	(504,745)	(467,846)	(451,166)	(435,189)
Net change in total retiree health benefits liability	1,022,749	(401,292)	(2,470,851)	3,157,266	2,446,415
Total retiree health benefits liability, beginning of year	18,995,846	19,397,138	21,867,989	18,710,723	16,264,308
Total retiree health benefits liability, end of year	\$20,018,595	\$18,995,846	\$19,397,138	\$21,867,989	\$18,710,723
Plan net position					
University contributions	451,437	453,988	432,953	410,945	367,416
Retiree contributions	85,820	79,849	72,716	65,705	56,340
Net investment income	3,195	1,634	606	155	41
Insurance premiums	(512,824)	(504,745)	(\$467,846)	(451,166)	(435,189)
Other deductions	(4,300)	(3,859)	(4,256)	(3,743)	(3,147)
Net change in retiree health benefits net position	23,328	26,867	34,173	21,896	(14,539)
Retiree health benefits net position, beginning of year	133,581	106,714	72,541	50,645	65,184
Retiree health benefits net position, end of year	156,909	133,581	106,714	72,541	50,645
Net retiree health benefits liability, end of year	\$19,861,686	\$18,862,265	\$19,290,424	\$21,795,448	\$18,660,078

Retiree Health Benefits RSI Tables 2a and 2b present a 10-year history of the ratio of net retiree health benefits liability to total retiree health benefits liability and the net retiree health benefits liability as a percentage of covered payroll.

Retiree Health Benefits RSI Table 2a: Schedule of Net Retiree Health Benefits Liability, 2020–2024 (in thousands of dollars)

Description	2024	2023	2022	2021	2020
Total retiree health benefits liability	\$21,136,989	\$22,520,255	\$20,351,361	\$25,088,060	\$24,009,690
Retiree health benefits net position	225,886	192,824	179,474	171,621	156,818
Net retiree health benefits liability	\$20,911,103	\$22,327,431	\$20,171,887	\$24,916,439	\$23,852,872
Ratio of retiree health benefits net position to total retiree health benefits liability	1.1%	0.9%	0.9%	0.7%	0.7%
Covered payroll	\$19,083,502	\$17,108,454	\$15,453,288	\$13,975,566	\$13,461,790
Net retiree health benefits liability as a percentage of covered payroll	109.6%	130.5%	130.5%	178.3%	177.2%
Discount rate	3.93%	3.65%	3.54%	2.16%	2.21%

Retiree Health Benefits RSI Table 2b: Schedule of Net Retiree Health Benefits Liability, 2015–2019 (in thousands of dollars)

Description	2019	2018	2017	2016	2015
Total retiree health benefits liability	\$20,018,595	\$18,995,846	\$19,397,138	\$21,867,989	18,710,723
Retiree health benefits net position	156,909	133,581	106,714	72,541	50,645
Net retiree health benefits liability	\$19,861,686	\$18,862,265	\$19,290,424	\$21,795,448	\$18,660,078
Ratio of retiree health benefits net position to total retiree health benefits liability	0.8%	0.7%	0.6%	0.3%	0.3%
Covered payroll	\$12,717,122	\$12,391,018	\$11,495,997	\$10,689,424	\$10,047,570
Net retiree health benefits liability as a percentage of covered payroll	156.2%	152.2%	167.8%	203.9%	185.7%
Discount rate	3.50%	3.87%	3.58%	2.85%	3.80%

Retiree Health Benefits RSI Table 3 presents additional information related to the University Retiree Health Benefits Program.

Retiree Health Benefits RSI Table 3: Notes to Schedule

Notes to schedule	Description																						
Mortality	<p>Pre-retirement</p> <p>Pub-2010 Teacher Employee Headcount-Weighted Above-Median Mortality Table, projected generationally with the two-dimensional mortality improvement scale MP-2021.</p> <p>Post-retirement</p> <p>Healthy: Pub-2010 Healthy Teacher Retiree Headcount-Weighted Above-Median Mortality Table, projected generationally with the two-dimensional mortality improvement scale MP-2021. Base Mortality Tables are adjusted as follows:</p> <ul style="list-style-type: none"> • Faculty: 90% for Males and Females • Staff and Safety: 110% for Males and 105% for Females <p>Spouses/Domestic Partners: Pub-2010 Contingent Survivor Headcount-Weighted Above-Median Mortality Table, projected generationally with the two-dimensional mortality improvement scale MP-2021 with no adjustment for Males and 95% for Females, applied after the expected (and actual) death of the retiree. While retiree is still alive, rates for Healthy Participants are applied.</p> <p>Disabled: Pub-2010 Non-Safety Disabled Retiree Headcount-Weighted Mortality Table, projected generationally with the two-dimensional mortality improvement scale MP-2021, adjusted 85% for Males and Females.</p>																						
Changes of benefit terms	In 2019, University contributions for retirees age 65 and older not eligible for Medicare were reduced to levels comparable to Medicare-eligible retirees over a three-year period.																						
Changes of assumptions or other inputs	<p>Changes in assumptions or other inputs primarily reflect the effects of changes in the discount rate and health care cost trend rate in each period. The following are the health care cost trend assumptions used in each period:</p> <table> <tr> <th>As of June 30</th><th>Health care cost trend rate</th></tr> <tr> <td>2024</td><td>0.2% to 20.5% decreasing to 3.9% in 2076</td></tr> <tr> <td>2023</td><td>(3.1%) to 29.1% decreasing to 3.9% in 2075</td></tr> <tr> <td>2022</td><td>1.4% to 14.6% decreasing to 3.9% in 2075</td></tr> <tr> <td>2021</td><td>2.7% to 7.5% decreasing to 4.0% in 2075</td></tr> <tr> <td>2020</td><td>2.7% to 9.0% decreasing to 4.0% in 2076</td></tr> <tr> <td>2019</td><td>4.4% to 9.4% decreasing to 4.0% in 2077</td></tr> <tr> <td>2018</td><td>5.0% to 9.3% decreasing to 5.0% in 2033</td></tr> <tr> <td>2017</td><td>5.0% to 9.5% decreasing to 5.0% in 2032</td></tr> <tr> <td>2016</td><td>6.3% to 9.0% decreasing to 5.0% in 2031</td></tr> <tr> <td>2015</td><td>6.6% to 10.0% decreasing to 5.0% in 2030</td></tr> </table>	As of June 30	Health care cost trend rate	2024	0.2% to 20.5% decreasing to 3.9% in 2076	2023	(3.1%) to 29.1% decreasing to 3.9% in 2075	2022	1.4% to 14.6% decreasing to 3.9% in 2075	2021	2.7% to 7.5% decreasing to 4.0% in 2075	2020	2.7% to 9.0% decreasing to 4.0% in 2076	2019	4.4% to 9.4% decreasing to 4.0% in 2077	2018	5.0% to 9.3% decreasing to 5.0% in 2033	2017	5.0% to 9.5% decreasing to 5.0% in 2032	2016	6.3% to 9.0% decreasing to 5.0% in 2031	2015	6.6% to 10.0% decreasing to 5.0% in 2030
As of June 30	Health care cost trend rate																						
2024	0.2% to 20.5% decreasing to 3.9% in 2076																						
2023	(3.1%) to 29.1% decreasing to 3.9% in 2075																						
2022	1.4% to 14.6% decreasing to 3.9% in 2075																						
2021	2.7% to 7.5% decreasing to 4.0% in 2075																						
2020	2.7% to 9.0% decreasing to 4.0% in 2076																						
2019	4.4% to 9.4% decreasing to 4.0% in 2077																						
2018	5.0% to 9.3% decreasing to 5.0% in 2033																						
2017	5.0% to 9.5% decreasing to 5.0% in 2032																						
2016	6.3% to 9.0% decreasing to 5.0% in 2031																						
2015	6.6% to 10.0% decreasing to 5.0% in 2030																						

University of California Retiree Health Benefit Trust

The schedule of changes in the net retiree health benefits liability includes multiyear trend information about whether the trust assets are increasing or decreasing over time relative to the total retiree health benefits liability for the campuses and medical centers.

UCRHBT RSI Tables 1a and 1b present the schedule of changes in net retiree health benefits liability as of, and for, the year ending June 30 for the past 10 years.

UCRHBT RSI Table 1a: Schedule of Changes In Net Retiree Health Benefits Liability, 2020–2024 *(in thousands of dollars)*

Description	2024	2023	2022	2021	2020
Total retiree health benefit liability					
Service cost	\$978,585	\$891,714	\$1,305,803	\$1,270,153	\$893,557
Interest on the total retiree health benefits liability	824,253	722,279	549,921	538,187	702,640
Difference between expected and actual experience	147,103	888,337	138,495	(493,529)	(1,474,623)
Changes of assumptions or other inputs	(2,776,854)	90,193	(6,167,373)	206,722	4,222,620
Retiree contributions	92,194	86,800	87,861	85,607	83,111
Benefits paid	(610,794)	(569,634)	(544,166)	(529,804)	(525,262)
Net change in total retiree health benefits liability	(1,345,513)	2,109,689	(4,629,459)	1,077,336	3,902,043
Total retiree health benefits liability, beginning of year	21,860,662	19,750,973	24,380,432	23,303,096	19,401,053
Total retiree health benefits liability, end of year	\$20,515,149	\$21,860,662	\$19,750,973	\$24,380,432	\$23,303,096
Plan net position					
University contributions	547,195	493,693	468,244	463,161	444,310
Retiree contributions	92,194	86,800	87,861	85,607	83,111
Net investment income	9,987	7,345	345	208	2,281
Insurance premiums	(610,794)	(569,634)	(544,166)	(529,804)	(525,262)
Other deductions	(5,520)	(4,854)	(4,431)	(4,369)	(4,531)
Net change in UCRHBT net position	33,062	13,350	7,853	14,803	(91)
UCRHBT net position, beginning of year	192,824	179,474	171,621	156,818	156,909
UCRHBT net position, end of year	225,886	192,824	179,474	171,621	156,818
Net retiree health benefits liability, end of year	\$20,289,263	\$21,667,838	\$19,571,499	\$24,208,811	\$23,146,278

UCRHBT RSI Table 1b: Schedule of Changes in Net Retiree Health Benefits Liability, 2015–2019 (in thousands of dollars)

Description	2019	2018	2017	2016	2015
Total retiree health benefit liability					
Service cost	\$798,249	\$816,483	\$981,745	\$806,817	683,320
Interest on the total retiree health benefits liability	734,693	694,562	625,947	711,365	695,999
Changes of benefit terms	(28,401)				
Difference between expected and actual experience	(1,175,284)	(1,149,032)	95,254	(1,875,009)	
Changes of assumptions or other inputs	1,091,609	(353,516)	(3,707,921)	3,798,113	1,358,761
Retiree contributions	82,710	76,873	69,968	65,705	56,340
Benefits paid	(490,615)	(483,479)	(447,604)	(433,849)	(418,244)
Net change in total retiree health benefits liability	1,012,961	(398,109)	(2,382,611)	3,073,142	2,376,176
Total retiree health benefits liability, beginning of year	18,388,092	18,786,201	21,168,812	18,095,670	15,719,494
Total retiree health benefits liability, end of year	19,401,053	18,388,092	18,786,201	21,168,812	18,095,670
Plan net position					
University contributions	432,338	435,698	415,459	393,628	350,471
Retiree contributions	82,710	76,873	69,968	65,705	56,340
Net investment income	3,195	1,634	606	155	41
Insurance premiums	(490,615)	(483,479)	(447,604)	(433,849)	(418,244)
Other deductions	(4,300)	(3,859)	(4,256)	(3,743)	(3,147)
Net change in UCRHBT net position	23,328	26,867	34,173	21,896	(14,539)
UCRHBT net position, beginning of year	133,581	106,714	72,541	50,645	65,184
UCRHBT net position, end of year	156,909	133,581	106,714	72,541	50,645
Net retiree health benefits liability, end of year	\$19,244,144	\$18,254,511	\$18,679,487	\$21,096,271	\$18,045,025

UCRHBT RSI Tables 2a and 2b show the schedule of net retiree health benefits liability for campuses and medical centers as of June 30 for the past 10 years.

UCRHBT RSI Table 2a: Schedule of Net Retiree Health Benefits Liability, 2020–2024 *(in thousands of dollars)*

Description	2024	2023	2022	2021	2020
Total retiree health benefits liability	\$20,515,149	\$21,860,662	\$19,750,973	\$24,380,432	\$23,303,096
UCRHBT net position	225,886	192,824	179,474	171,621	156,818
Net retiree health benefits liability	\$20,289,263	\$21,667,838	\$19,571,499	\$24,208,811	\$23,146,278
Ratio of UCRHBT net position to total retiree health benefits liability	1.1%	0.9%	0.9%	0.7%	0.7%
Covered payroll	18,599,776	16,665,067	15,048,178	13,595,891	13,104,846
Net retiree health benefits liability as a percentage of covered payroll	109.1%	130.0%	130.1%	178.1%	176.6%
Discount rate	3.93%	3.65%	3.54%	2.16%	2.21%

UCRHBT RSI Table 2b: Schedule of net retiree health benefits liability, 2015–2019 *(in thousands of dollars)*

Description	2019	2018	2017	2016	2015
Total retiree health benefits liability	\$19,401,053	\$18,388,092	\$18,786,201	\$21,168,812	\$18,095,670
UCRHBT net position	156,909	133,581	106,714	72,541	50,645
Net retiree health benefits liability	\$19,244,144	\$18,254,511	\$18,679,487	\$21,096,271	\$18,045,025
Ratio of UCRHBT net position to total retiree health benefits liability	0.8%	0.7%	0.6%	0.3%	0.3%
Covered payroll	12,381,741	12,087,000	11,196,485	10,396,827	9,758,795
Net retiree health benefits liability as a percentage of covered payroll	155.4%	151.0%	166.8%	202.9%	184.9%
Discount rate	3.50%	3.87%	3.58%	2.85%	3.80%

UCRHBT RSI Table 3 presents additional information related to the University of California Retiree Health Benefit Trust.

UCRHBT RSI Table 3: Notes to Schedule

Notes to schedule	Description																						
Mortality	<p>Pre-retirement</p> <p>Pub-2010 Teacher Employee Headcount-Weighted Above-Median Mortality Table, projected generationally with the two-dimensional mortality improvement scale MP-2021.</p> <p>Post-retirement</p> <p>Healthy: Pub-2010 Healthy Teacher Retiree Headcount-Weighted Above-Median Mortality Table, projected generationally with the two-dimensional mortality improvement scale MP-2021. Base Mortality Tables are adjusted as follows:</p> <ul style="list-style-type: none">• Faculty: 90% for Males and Females• Staff and Safety: 110% for Males and 105% for Females <p>Spouses/Domestic Partners: Pub-2010 Contingent Survivor Headcount-Weighted Above-Median Mortality Table, projected generationally with the two-dimensional mortality improvement scale MP-2021 with no adjustment for Males and 95% for Females, applied after the expected (and actual) death of the retiree. While retiree is still alive, rates for Healthy Participants are applied.</p> <p>Disabled: Pub-2010 Non-Safety Disabled Retiree Headcount-Weighted Mortality Table, projected generationally with the two-dimensional mortality improvement scale MP-2021, adjusted 85% for Males and Females.</p>																						
Changes of benefit terms	<p>In 2019, University contributions for retirees age 65 and older not eligible for Medicare were reduced to levels comparable to Medicare-eligible retirees over a three-year period.</p>																						
Changes in assumptions or other inputs	<p>Changes in assumptions or other inputs primarily reflect the effects of changes in the discount rate and health care cost trend rate in each period. The following are the health care cost trend assumptions used in each period:</p> <table><tr><th>As of June 30</th><th>Health care cost trend rate</th></tr><tr><td>2024</td><td>0.2% to 20.5% decreasing to 3.9% in 2076</td></tr><tr><td>2023</td><td>(3.1%) to 29.1% decreasing to 3.9% in 2075</td></tr><tr><td>2022</td><td>1.4% to 14.6% decreasing to 3.9% in 2075</td></tr><tr><td>2021</td><td>2.7% to 7.5% decreasing to 4.0% in 2075</td></tr><tr><td>2020</td><td>2.7% to 9.0% decreasing to 4.0% in 2076</td></tr><tr><td>2019</td><td>4.4% to 9.4% decreasing to 4.0% in 2077</td></tr><tr><td>2018</td><td>5.0% to 9.3% decreasing to 5.0% in 2033</td></tr><tr><td>2017</td><td>5.0% to 9.5% decreasing to 5.0% in 2032</td></tr><tr><td>2016</td><td>6.3% to 9.0% decreasing to 5.0% in 2031</td></tr><tr><td>2015</td><td>6.6% to 10.0% decreasing to 5.0% in 2030</td></tr></table>	As of June 30	Health care cost trend rate	2024	0.2% to 20.5% decreasing to 3.9% in 2076	2023	(3.1%) to 29.1% decreasing to 3.9% in 2075	2022	1.4% to 14.6% decreasing to 3.9% in 2075	2021	2.7% to 7.5% decreasing to 4.0% in 2075	2020	2.7% to 9.0% decreasing to 4.0% in 2076	2019	4.4% to 9.4% decreasing to 4.0% in 2077	2018	5.0% to 9.3% decreasing to 5.0% in 2033	2017	5.0% to 9.5% decreasing to 5.0% in 2032	2016	6.3% to 9.0% decreasing to 5.0% in 2031	2015	6.6% to 10.0% decreasing to 5.0% in 2030
As of June 30	Health care cost trend rate																						
2024	0.2% to 20.5% decreasing to 3.9% in 2076																						
2023	(3.1%) to 29.1% decreasing to 3.9% in 2075																						
2022	1.4% to 14.6% decreasing to 3.9% in 2075																						
2021	2.7% to 7.5% decreasing to 4.0% in 2075																						
2020	2.7% to 9.0% decreasing to 4.0% in 2076																						
2019	4.4% to 9.4% decreasing to 4.0% in 2077																						
2018	5.0% to 9.3% decreasing to 5.0% in 2033																						
2017	5.0% to 9.5% decreasing to 5.0% in 2032																						
2016	6.3% to 9.0% decreasing to 5.0% in 2031																						
2015	6.6% to 10.0% decreasing to 5.0% in 2030																						

University of California
Summary Schedule of Expenditures of Federal Awards

For the Fiscal Year Ended June 30, 2024
(Expressed in Whole Dollars)

Cluster	Total Expenditures
RESEARCH AND DEVELOPMENT CLUSTER	\$ 5,053,071,277
STUDENT FINANCIAL ASSISTANCE CLUSTER	1,768,810,990
SNAP CLUSTER	20,244,235
TRIO CLUSTER	15,905,935
HIGHWAY SAFETY CLUSTER	5,393,119
HEALTH CENTER PROGRAM CLUSTER	4,995,723
ECONOMIC DEVELOPMENT CLUSTER	4,130,954
HEAD START CLUSTER	3,741,430
FMCSA CLUSTER	2,748,684
477 CLUSTER	2,393,790
FEDERAL TRANSIT CLUSTER	2,276,992
CCDF CLUSTER	1,846,352
WIOA CLUSTER	1,461,431
CDBG – ENTITLEMENT/SPECIAL PURPOSE GRANTS	1,347,034
AGING CLUSTER	507,473
MEDICAID CLUSTER	121,942
CHILD NUTRITION CLUSTER	25,294
SPECIAL EDUCATION CLUSTER (IDEA)	19,328
OTHER FEDERAL PROGRAMS	443,133,383
TOTAL EXPENDITURES	\$ 7,332,175,366

University of California
Schedule of Expenditures of Federal Awards

For the Fiscal Year Ended June 30, 2024
(Expressed in Whole Dollars)

Assistance Listing Number	Federal Program Title	Additional Award Identification	Direct / Pass Through	Agency or Pass Through Entity	Pass Through No. or Other Identifier	Federal Expenditures	Funds Passed Through to Subrecipients
RESEARCH AND DEVELOPMENT CLUSTER							
10.001	AGRICULTURAL RESEARCH BASIC AND APPLIED RESEARCH		DIRECT	UNITED STATES DEPARTMENT OF AGRICULTURE (USDA)		\$ 16,892,956	\$ 621,805
10.001	AGRICULTURAL RESEARCH BASIC AND APPLIED RESEARCH		PASS-THROUGH	ARKANSAS CHILDREN'S HOSPITAL RESEARCH INSTITUTE	58-6026-01-001	40,991	
10.001	AGRICULTURAL RESEARCH BASIC AND APPLIED RESEARCH		PASS-THROUGH	CALIFORNIA CERTIFIED ORGANIC FARMERS FOUNDATION	055862	43,247	
10.001	AGRICULTURAL RESEARCH BASIC AND APPLIED RESEARCH		PASS-THROUGH	CHI BOTANIC, INC	UCR-21101298	891	
10.001	AGRICULTURAL RESEARCH BASIC AND APPLIED RESEARCH		PASS-THROUGH	CRDF GLOBAL	DAA9-19-66139-1	834	
10.001	AGRICULTURAL RESEARCH BASIC AND APPLIED RESEARCH		PASS-THROUGH	NORTH CAROLINA STATE UNIVERSITY	PAM-P21-000200-SA02	2,308	
10.001	AGRICULTURAL RESEARCH BASIC AND APPLIED RESEARCH		PASS-THROUGH	OREGON STATE UNIVERSITY	R0813A-B	(3,254)	
10.025	PLANT AND ANIMAL DISEASE, PEST CONTROL, AND ANIMAL CARE		DIRECT	UNITED STATES DEPARTMENT OF AGRICULTURE (USDA)		5,546,672	296,432
10.025	PLANT AND ANIMAL DISEASE, PEST CONTROL, AND ANIMAL CARE		PASS-THROUGH	CALIFORNIA CITRUS RESEARCH BOARD	23-5988-50	12,918	
10.025	PLANT AND ANIMAL DISEASE, PEST CONTROL, AND ANIMAL CARE		PASS-THROUGH	CALIFORNIA DEPARTMENT OF FOOD AND AGRICULTURE	21-0517-048-SF	11,285	
10.025	PLANT AND ANIMAL DISEASE, PEST CONTROL, AND ANIMAL CARE		PASS-THROUGH	CALIFORNIA DEPARTMENT OF FOOD AND AGRICULTURE	22-0294-043-SF	4,547	
10.025	PLANT AND ANIMAL DISEASE, PEST CONTROL, AND ANIMAL CARE		PASS-THROUGH	CALIFORNIA DEPARTMENT OF FOOD AND AGRICULTURE	22-1954-001-SF	100,325	
10.025	PLANT AND ANIMAL DISEASE, PEST CONTROL, AND ANIMAL CARE		PASS-THROUGH	CALIFORNIA DEPARTMENT OF FOOD AND AGRICULTURE	23-0026-042-SF	50,790	
10.025	PLANT AND ANIMAL DISEASE, PEST CONTROL, AND ANIMAL CARE		PASS-THROUGH	CORNELL UNIVERSITY	140825-22589	26,111	
10.025	PLANT AND ANIMAL DISEASE, PEST CONTROL, AND ANIMAL CARE		PASS-THROUGH	STUPSKI FOUNDATION	A23-4001	1,282	
10.028	WILDLIFE SERVICES		DIRECT	UNITED STATES DEPARTMENT OF AGRICULTURE (USDA)		79,871	
10.053	DAIRY INDEMNITY PROGRAM		DIRECT	UNITED STATES DEPARTMENT OF AGRICULTURE (USDA)		282,448	
10.163	MARKET PROTECTION AND PROMOTION		DIRECT	UNITED STATES DEPARTMENT OF AGRICULTURE (USDA)		78,327	
10.170	SPECIALTY CROP BLOCK GRANT PROGRAM - FARM BILL		DIRECT	UNITED STATES DEPARTMENT OF AGRICULTURE (USDA)		520,723	
10.170	SPECIALTY CROP BLOCK GRANT PROGRAM - FARM BILL		PASS-THROUGH	CALIFORNIA DEPARTMENT OF FOOD AND AGRICULTURE	19-0001-020-SF	(3,537)	
10.170	SPECIALTY CROP BLOCK GRANT PROGRAM - FARM BILL		PASS-THROUGH	CALIFORNIA DEPARTMENT OF FOOD AND AGRICULTURE	19-1045-001-SF	227,402	64,379
10.170	SPECIALTY CROP BLOCK GRANT PROGRAM - FARM BILL		PASS-THROUGH	CALIFORNIA DEPARTMENT OF FOOD AND AGRICULTURE	19-1046-001-SF	173,389	42,233
10.170	SPECIALTY CROP BLOCK GRANT PROGRAM - FARM BILL		PASS-THROUGH	CALIFORNIA DEPARTMENT OF FOOD AND AGRICULTURE	20-0001-015-SF	6,775	13,994
10.170	SPECIALTY CROP BLOCK GRANT PROGRAM - FARM BILL		PASS-THROUGH	CALIFORNIA DEPARTMENT OF FOOD AND AGRICULTURE	20-0001-016-SF	13,121	14,224
10.170	SPECIALTY CROP BLOCK GRANT PROGRAM - FARM BILL		PASS-THROUGH	CALIFORNIA DEPARTMENT OF FOOD AND AGRICULTURE	20-0001-017-SF	(2,037)	
10.170	SPECIALTY CROP BLOCK GRANT PROGRAM - FARM BILL		PASS-THROUGH	CALIFORNIA DEPARTMENT OF FOOD AND AGRICULTURE	20-0001-030-SF	(304)	
10.170	SPECIALTY CROP BLOCK GRANT PROGRAM - FARM BILL		PASS-THROUGH	CALIFORNIA DEPARTMENT OF FOOD AND AGRICULTURE	20-0001-032-SF	15,745	
10.170	SPECIALTY CROP BLOCK GRANT PROGRAM - FARM BILL		PASS-THROUGH	CALIFORNIA DEPARTMENT OF FOOD AND AGRICULTURE	20-0001-033-SF	60,773	60,750
10.170	SPECIALTY CROP BLOCK GRANT PROGRAM - FARM BILL		PASS-THROUGH	CALIFORNIA DEPARTMENT OF FOOD AND AGRICULTURE	20-0001-034-SF	1,463	
10.170	SPECIALTY CROP BLOCK GRANT PROGRAM - FARM BILL		PASS-THROUGH	CALIFORNIA DEPARTMENT OF FOOD AND AGRICULTURE	20-0001-043-SF	(819)	
10.170	SPECIALTY CROP BLOCK GRANT PROGRAM - FARM BILL		PASS-THROUGH	CALIFORNIA DEPARTMENT OF FOOD AND AGRICULTURE	20-0001-044-SF	26,147	
10.170	SPECIALTY CROP BLOCK GRANT PROGRAM - FARM BILL		PASS-THROUGH	CALIFORNIA DEPARTMENT OF FOOD AND AGRICULTURE	20-0001-050-SF	14,033	
10.170	SPECIALTY CROP BLOCK GRANT PROGRAM - FARM BILL		PASS-THROUGH	CALIFORNIA DEPARTMENT OF FOOD AND AGRICULTURE	20-0001-062-SF	1,032	
10.170	SPECIALTY CROP BLOCK GRANT PROGRAM - FARM BILL		PASS-THROUGH	CALIFORNIA DEPARTMENT OF FOOD AND AGRICULTURE	21-0001-018-SF	186,887	
10.170	SPECIALTY CROP BLOCK GRANT PROGRAM - FARM BILL		PASS-THROUGH	CALIFORNIA DEPARTMENT OF FOOD AND AGRICULTURE	21-0001-021-SF	65,890	
10.170	SPECIALTY CROP BLOCK GRANT PROGRAM - FARM BILL		PASS-THROUGH	CALIFORNIA DEPARTMENT OF FOOD AND AGRICULTURE	21-0001-024-SF	177,014	
10.170	SPECIALTY CROP BLOCK GRANT PROGRAM - FARM BILL		PASS-THROUGH	CALIFORNIA DEPARTMENT OF FOOD AND AGRICULTURE	21-0001-031-SF	178,872	
10.170	SPECIALTY CROP BLOCK GRANT PROGRAM - FARM BILL		PASS-THROUGH	CALIFORNIA DEPARTMENT OF FOOD AND AGRICULTURE	21-0001-032-SF	68,281	
10.170	SPECIALTY CROP BLOCK GRANT PROGRAM - FARM BILL		PASS-THROUGH	CALIFORNIA DEPARTMENT OF FOOD AND AGRICULTURE	21-0001-034-SF	196,671	
10.170	SPECIALTY CROP BLOCK GRANT PROGRAM - FARM BILL		PASS-THROUGH	CALIFORNIA DEPARTMENT OF FOOD AND AGRICULTURE	21-0001-036-SF	78,224	
10.170	SPECIALTY CROP BLOCK GRANT PROGRAM - FARM BILL		PASS-THROUGH	CALIFORNIA DEPARTMENT OF FOOD AND AGRICULTURE	21-0001-038-SF	147,744	
10.170	SPECIALTY CROP BLOCK GRANT PROGRAM - FARM BILL		PASS-THROUGH	CALIFORNIA DEPARTMENT OF FOOD AND AGRICULTURE	21-0001-039-SF	118,800	
10.170	SPECIALTY CROP BLOCK GRANT PROGRAM - FARM BILL		PASS-THROUGH	CALIFORNIA DEPARTMENT OF FOOD AND AGRICULTURE	21-0001-043	181,684	
10.170	SPECIALTY CROP BLOCK GRANT PROGRAM - FARM BILL		PASS-THROUGH	CALIFORNIA DEPARTMENT OF FOOD AND AGRICULTURE	21-0001-044-SF	191,916	
10.170	SPECIALTY CROP BLOCK GRANT PROGRAM - FARM BILL		PASS-THROUGH	CALIFORNIA DEPARTMENT OF FOOD AND AGRICULTURE	21-0001-047-SF	258,877	
10.170	SPECIALTY CROP BLOCK GRANT PROGRAM - FARM BILL		PASS-THROUGH	CALIFORNIA DEPARTMENT OF FOOD AND AGRICULTURE	21-0001-048-SF	140,488	
10.170	SPECIALTY CROP BLOCK GRANT PROGRAM - FARM BILL		PASS-THROUGH	CALIFORNIA DEPARTMENT OF FOOD AND AGRICULTURE	21-0001-051-SF	86,655	
10.170	SPECIALTY CROP BLOCK GRANT PROGRAM - FARM BILL		PASS-THROUGH	CALIFORNIA DEPARTMENT OF FOOD AND AGRICULTURE	21-0001-052-SF	162,622	
10.170	SPECIALTY CROP BLOCK GRANT PROGRAM - FARM BILL		PASS-THROUGH	CALIFORNIA DEPARTMENT OF FOOD AND AGRICULTURE	21-0001-054-SF	257,646	
10.170	SPECIALTY CROP BLOCK GRANT PROGRAM - FARM BILL		PASS-THROUGH	CALIFORNIA DEPARTMENT OF FOOD AND AGRICULTURE	21-0001-056-SF	128,848	
10.170	SPECIALTY CROP BLOCK GRANT PROGRAM - FARM BILL		PASS-THROUGH	CALIFORNIA DEPARTMENT OF FOOD AND AGRICULTURE	21-0001-057-SF	170,592	

University of California
Schedule of Expenditures of Federal Awards

For the Fiscal Year Ended June 30, 2024
(Expressed in Whole Dollars)

Assistance Listing Number	Federal Program Title	Additional Award Identification	Direct / Pass Through	Agency or Pass Through Entity	Pass Through No. or Other	Federal Expenditures	Funds Passed Through to Subrecipients
					Identifier		
10.170	SPECIALTY CROP BLOCK GRANT PROGRAM - FARM BILL		PASS-THROUGH	CALIFORNIA DEPARTMENT OF FOOD AND AGRICULTURE	21-0001-42B-SF	383,152	
10.170	SPECIALTY CROP BLOCK GRANT PROGRAM - FARM BILL		PASS-THROUGH	CALIFORNIA DEPARTMENT OF FOOD AND AGRICULTURE	21-0001-46A-SF	7,687	
10.170	SPECIALTY CROP BLOCK GRANT PROGRAM - FARM BILL		PASS-THROUGH	CALIFORNIA DEPARTMENT OF FOOD AND AGRICULTURE	21-0001-46C-SF	103,231	12,063
10.170	SPECIALTY CROP BLOCK GRANT PROGRAM - FARM BILL		PASS-THROUGH	CALIFORNIA DEPARTMENT OF FOOD AND AGRICULTURE	21-0433-009-SF	125,509	7,326
10.170	SPECIALTY CROP BLOCK GRANT PROGRAM - FARM BILL		PASS-THROUGH	CALIFORNIA DEPARTMENT OF FOOD AND AGRICULTURE	21-0433-021-SF	447,634	122,639
10.170	SPECIALTY CROP BLOCK GRANT PROGRAM - FARM BILL		PASS-THROUGH	CALIFORNIA DEPARTMENT OF FOOD AND AGRICULTURE	21-0433-026-SF	188,952	
10.170	SPECIALTY CROP BLOCK GRANT PROGRAM - FARM BILL		PASS-THROUGH	CALIFORNIA DEPARTMENT OF FOOD AND AGRICULTURE	21-0433-46A-SF	8,204	
10.170	SPECIALTY CROP BLOCK GRANT PROGRAM - FARM BILL		PASS-THROUGH	CALIFORNIA DEPARTMENT OF FOOD AND AGRICULTURE	21-0730-001-SF	122,854	33,766
10.170	SPECIALTY CROP BLOCK GRANT PROGRAM - FARM BILL		PASS-THROUGH	CALIFORNIA DEPARTMENT OF FOOD AND AGRICULTURE	21-0731-001-SF	19,356	
10.170	SPECIALTY CROP BLOCK GRANT PROGRAM - FARM BILL		PASS-THROUGH	CALIFORNIA DEPARTMENT OF FOOD AND AGRICULTURE	21-0731-001-SF/UCDPO00051081	109,846	43,723
10.170	SPECIALTY CROP BLOCK GRANT PROGRAM - FARM BILL		PASS-THROUGH	CALIFORNIA DEPARTMENT OF FOOD AND AGRICULTURE	21-0732-001-SF	253,822	63,770
10.170	SPECIALTY CROP BLOCK GRANT PROGRAM - FARM BILL		PASS-THROUGH	CALIFORNIA DEPARTMENT OF FOOD AND AGRICULTURE	21-0734-001-SF	110,874	
10.170	SPECIALTY CROP BLOCK GRANT PROGRAM - FARM BILL		PASS-THROUGH	CALIFORNIA DEPARTMENT OF FOOD AND AGRICULTURE	22-0001-013-SF	22,025	
10.170	SPECIALTY CROP BLOCK GRANT PROGRAM - FARM BILL		PASS-THROUGH	CALIFORNIA DEPARTMENT OF FOOD AND AGRICULTURE	22-0001-017-SF	129,354	1,127
10.170	SPECIALTY CROP BLOCK GRANT PROGRAM - FARM BILL		PASS-THROUGH	CALIFORNIA DEPARTMENT OF FOOD AND AGRICULTURE	22-0001-018-SF	66,536	47,121
10.170	SPECIALTY CROP BLOCK GRANT PROGRAM - FARM BILL		PASS-THROUGH	CALIFORNIA DEPARTMENT OF FOOD AND AGRICULTURE	22-0001-019-SF	135,150	
10.170	SPECIALTY CROP BLOCK GRANT PROGRAM - FARM BILL		PASS-THROUGH	CALIFORNIA DEPARTMENT OF FOOD AND AGRICULTURE	22-0001-020-SF	116,344	
10.170	SPECIALTY CROP BLOCK GRANT PROGRAM - FARM BILL		PASS-THROUGH	CALIFORNIA DEPARTMENT OF FOOD AND AGRICULTURE	22-0001-021-SF	96,629	
10.170	SPECIALTY CROP BLOCK GRANT PROGRAM - FARM BILL		PASS-THROUGH	CALIFORNIA DEPARTMENT OF FOOD AND AGRICULTURE	22-0001-025	138,486	
10.170	SPECIALTY CROP BLOCK GRANT PROGRAM - FARM BILL		PASS-THROUGH	CALIFORNIA DEPARTMENT OF FOOD AND AGRICULTURE	22-0001-027-SF / UCDPO00048097	65,583	
10.170	SPECIALTY CROP BLOCK GRANT PROGRAM - FARM BILL		PASS-THROUGH	CALIFORNIA DEPARTMENT OF FOOD AND AGRICULTURE	22-0001-031-SF	190,184	
10.170	SPECIALTY CROP BLOCK GRANT PROGRAM - FARM BILL		PASS-THROUGH	CALIFORNIA DEPARTMENT OF FOOD AND AGRICULTURE	22-0001-033-SF	114,269	13,878
10.170	SPECIALTY CROP BLOCK GRANT PROGRAM - FARM BILL		PASS-THROUGH	CALIFORNIA DEPARTMENT OF FOOD AND AGRICULTURE	22-0001-034-SF	148,438	
10.170	SPECIALTY CROP BLOCK GRANT PROGRAM - FARM BILL		PASS-THROUGH	CALIFORNIA DEPARTMENT OF FOOD AND AGRICULTURE	22-0001-036-SF	156,240	
10.170	SPECIALTY CROP BLOCK GRANT PROGRAM - FARM BILL		PASS-THROUGH	CALIFORNIA DEPARTMENT OF FOOD AND AGRICULTURE	22-0001-043-SF	224,741	
10.170	SPECIALTY CROP BLOCK GRANT PROGRAM - FARM BILL		PASS-THROUGH	CALIFORNIA DEPARTMENT OF FOOD AND AGRICULTURE	22-0001-52A-SF	74,136	
10.170	SPECIALTY CROP BLOCK GRANT PROGRAM - FARM BILL		PASS-THROUGH	CALIFORNIA DEPARTMENT OF FOOD AND AGRICULTURE	23-0001-008-SF	32,383	
10.170	SPECIALTY CROP BLOCK GRANT PROGRAM - FARM BILL		PASS-THROUGH	CALIFORNIA DEPARTMENT OF FOOD AND AGRICULTURE	23-0001-016-SF	30,759	
10.170	SPECIALTY CROP BLOCK GRANT PROGRAM - FARM BILL		PASS-THROUGH	CALIFORNIA DEPARTMENT OF FOOD AND AGRICULTURE	23-0001-017-SF	5,608	
10.170	SPECIALTY CROP BLOCK GRANT PROGRAM - FARM BILL		PASS-THROUGH	CALIFORNIA DEPARTMENT OF FOOD AND AGRICULTURE	23-0001-021-SF	4,851	
10.170	SPECIALTY CROP BLOCK GRANT PROGRAM - FARM BILL		PASS-THROUGH	CALIFORNIA DEPARTMENT OF FOOD AND AGRICULTURE	23-0001-023-SF/UCDPO00064734	74,109	
10.170	SPECIALTY CROP BLOCK GRANT PROGRAM - FARM BILL		PASS-THROUGH	CALIFORNIA DEPARTMENT OF FOOD AND AGRICULTURE	23-0001-024-SF	31,974	
10.170	SPECIALTY CROP BLOCK GRANT PROGRAM - FARM BILL		PASS-THROUGH	CALIFORNIA DEPARTMENT OF FOOD AND AGRICULTURE	23-0001-025-SF	81,417	
10.170	SPECIALTY CROP BLOCK GRANT PROGRAM - FARM BILL		PASS-THROUGH	CALIFORNIA DEPARTMENT OF FOOD AND AGRICULTURE	23-0001-026-SF	64,118	
10.170	SPECIALTY CROP BLOCK GRANT PROGRAM - FARM BILL		PASS-THROUGH	CALIFORNIA DEPARTMENT OF FOOD AND AGRICULTURE	23-0001-027-SF	163,468	
10.170	SPECIALTY CROP BLOCK GRANT PROGRAM - FARM BILL		PASS-THROUGH	CALIFORNIA DEPARTMENT OF FOOD AND AGRICULTURE	23-0001-029-SF	4,996	
10.170	SPECIALTY CROP BLOCK GRANT PROGRAM - FARM BILL		PASS-THROUGH	CALIFORNIA DEPARTMENT OF FOOD AND AGRICULTURE	23-0001-033-SF	78,812	
10.170	SPECIALTY CROP BLOCK GRANT PROGRAM - FARM BILL		PASS-THROUGH	CALIFORNIA DEPARTMENT OF FOOD AND AGRICULTURE	23-0001-034-SF	44,953	
10.170	SPECIALTY CROP BLOCK GRANT PROGRAM - FARM BILL		PASS-THROUGH	CALIFORNIA DEPARTMENT OF FOOD AND AGRICULTURE	23-0001-036-SF	63,998	
10.170	SPECIALTY CROP BLOCK GRANT PROGRAM - FARM BILL		PASS-THROUGH	CALIFORNIA DEPARTMENT OF FOOD AND AGRICULTURE	23-0001-037-SF	159,073	
10.170	SPECIALTY CROP BLOCK GRANT PROGRAM - FARM BILL		PASS-THROUGH	CALIFORNIA DEPARTMENT OF FOOD AND AGRICULTURE	23-0001-038-SF	45,020	
10.170	SPECIALTY CROP BLOCK GRANT PROGRAM - FARM BILL		PASS-THROUGH	CALIFORNIA DEPARTMENT OF FOOD AND AGRICULTURE	23-0001-039-SF	20,540	
10.170	SPECIALTY CROP BLOCK GRANT PROGRAM - FARM BILL		PASS-THROUGH	CALIFORNIA DEPARTMENT OF FOOD AND AGRICULTURE	A23-0346-S002	23,925	
10.170	SPECIALTY CROP BLOCK GRANT PROGRAM - FARM BILL		PASS-THROUGH	CALIFORNIA DEPARTMENT OF FOOD AND AGRICULTURE	A23-0954-S002	20,138	
10.170	SPECIALTY CROP BLOCK GRANT PROGRAM - FARM BILL		PASS-THROUGH	CALIFORNIA DEPARTMENT OF FOOD AND AGRICULTURE	Sub 21-0433-017-SF	122,421	
10.170	SPECIALTY CROP BLOCK GRANT PROGRAM - FARM BILL		PASS-THROUGH	AGRICULTURE/MISCELLANEOUS	19-1044-001-SF	56,094	50,625
10.170	SPECIALTY CROP BLOCK GRANT PROGRAM - FARM BILL		PASS-THROUGH	CALIFORNIA DEPARTMENT OF FOOD AND AGRICULTURE/MISCELLANEOUS	22-0001-002-SF	158,883	
10.170	SPECIALTY CROP BLOCK GRANT PROGRAM - FARM BILL		PASS-THROUGH	CALIFORNIA DEPARTMENT OF FOOD AND AGRICULTURE/MISCELLANEOUS	22-0001-023-SF	225,755	

University of California
Schedule of Expenditures of Federal Awards

For the Fiscal Year Ended June 30, 2024
(Expressed in Whole Dollars)

Assistance Listing Number	Federal Program Title	Additional Award Identification	Direct / Pass Through	Agency or Pass Through Entity	Pass Through No. or Other Identifier	Federal Expenditures	Funds Passed Through to Subrecipients
10.170	SPECIALTY CROP BLOCK GRANT PROGRAM - FARM BILL		PASS-THROUGH	CALIFORNIA POLYTECHNIC STATE UNIVERSITY, SAN LUIS OBISPO	2023-15-47727	13,885	
10.170	SPECIALTY CROP BLOCK GRANT PROGRAM - FARM BILL		PASS-THROUGH	CALIFORNIA POLYTECHNIC STATE UNIVERSITY, SAN LUIS OBISPO	2023-16-47726	226	
10.170	SPECIALTY CROP BLOCK GRANT PROGRAM - FARM BILL		PASS-THROUGH	CALIFORNIA SUSTAINABLE WINEGROWING ALLIANCE	A23-3628	6,446	
10.170	SPECIALTY CROP BLOCK GRANT PROGRAM - FARM BILL		PASS-THROUGH	CENTER FOR PRODUCE SAFETY	2022CPS05	105,206	52,269
10.170	SPECIALTY CROP BLOCK GRANT PROGRAM - FARM BILL		PASS-THROUGH	CENTER FOR PRODUCE SAFETY	2022CPS06	117,111	
10.170	SPECIALTY CROP BLOCK GRANT PROGRAM - FARM BILL		PASS-THROUGH	CENTER FOR PRODUCE SAFETY	2024CPS05	20,015	
10.170	SPECIALTY CROP BLOCK GRANT PROGRAM - FARM BILL		PASS-THROUGH	CENTER FOR PRODUCE SAFETY	2024CPS06	10,726	
10.170	SPECIALTY CROP BLOCK GRANT PROGRAM - FARM BILL		PASS-THROUGH	CENTER FOR PRODUCE SAFETY	2024CPS09	80,190	
10.170	SPECIALTY CROP BLOCK GRANT PROGRAM - FARM BILL		PASS-THROUGH	TECHNOLOGY EVOLVING SOLUTIONS	UCR-21121557	23,123	
10.170	SPECIALTY CROP BLOCK GRANT PROGRAM - FARM BILL		PASS-THROUGH	UAV-IQ INC.	36072	49,792	
10.170	SPECIALTY CROP BLOCK GRANT PROGRAM - FARM BILL		PASS-THROUGH	UC AGRICULTURE AND NATURAL RESOURCES	SA22-6133-01	1,061	
10.170	SPECIALTY CROP BLOCK GRANT PROGRAM - FARM BILL		PASS-THROUGH	UC AGRICULTURE AND NATURAL RESOURCES	SA22-6134-01		
10.170	SPECIALTY CROP BLOCK GRANT PROGRAM - FARM BILL		PASS-THROUGH	UC AGRICULTURE AND NATURAL RESOURCES	(UCDPO00048057)	14,810	
10.170	SPECIALTY CROP BLOCK GRANT PROGRAM - FARM BILL		PASS-THROUGH	UC AGRICULTURE AND NATURAL RESOURCES	SA22-6134-02	9,628	
10.170	SPECIALTY CROP BLOCK GRANT PROGRAM - FARM BILL		PASS-THROUGH	UNIVERSITY CORPORATION AT MONTEREY BAY	202202145061101ASA	150,925	
10.170	SPECIALTY CROP BLOCK GRANT PROGRAM - FARM BILL		PASS-THROUGH	UNIVERSITY CORPORATION AT MONTEREY BAY	210311-5057901A-S-A	(2,963)	
10.170	SPECIALTY CROP BLOCK GRANT PROGRAM - FARM BILL		PASS-THROUGH	UNIVERSITY OF ARIZONA	644501	12,889	
10.170	SPECIALTY CROP BLOCK GRANT PROGRAM - FARM BILL		PASS-THROUGH	UNIVERSITY OF ARIZONA	PO:582640	3,851	
10.170	SPECIALTY CROP BLOCK GRANT PROGRAM - FARM BILL		PASS-THROUGH	UNIVERSITY OF FLORIDA	SUB00003630/PO284918	15,113	
10.170	SPECIALTY CROP BLOCK GRANT PROGRAM - FARM BILL		PASS-THROUGH	UNIVERSITY OF FLORIDA	SUB00003631	21,218	
10.177	REGIONAL FOOD SYSTEM PARTNERSHIPS		DIRECT	UNITED STATES DEPARTMENT OF AGRICULTURE (USDA)		478,423	89,156
10.177	REGIONAL FOOD SYSTEM PARTNERSHIPS		PASS-THROUGH	CALIFORNIA DEPARTMENT OF FOOD AND AGRICULTURE	21-0001-041-SF	155,669	
10.200	GRANTS FOR AGRICULTURAL RESEARCH, SPECIAL RESEARCH GRANTS		DIRECT	UNITED STATES DEPARTMENT OF AGRICULTURE (USDA)		126,584	58,600
10.200	GRANTS FOR AGRICULTURAL RESEARCH, SPECIAL RESEARCH GRANTS		PASS-THROUGH	MISSISSIPPI STATE UNIVERSITY	2020-38500-32562	14,334	
10.200	GRANTS FOR AGRICULTURAL RESEARCH, SPECIAL RESEARCH GRANTS		PASS-THROUGH	NORTH CAROLINA STATE UNIVERSITY	2021-2884-03	3,421,250	90,900
10.200	GRANTS FOR AGRICULTURAL RESEARCH, SPECIAL RESEARCH GRANTS		PASS-THROUGH	TEXAS A&M RESEARCH FOUNDATION	M2103087-A	2,728	
10.200	GRANTS FOR AGRICULTURAL RESEARCH, SPECIAL RESEARCH GRANTS		PASS-THROUGH	TEXAS A&M RESEARCH FOUNDATION	M2103087-B-Sidhu	1,747	
10.200	GRANTS FOR AGRICULTURAL RESEARCH, SPECIAL RESEARCH GRANTS		PASS-THROUGH	TEXAS A&M RESEARCH FOUNDATION	M2400161	66,441	
10.200	GRANTS FOR AGRICULTURAL RESEARCH, SPECIAL RESEARCH GRANTS		PASS-THROUGH	UNIVERSITY OF WASHINGTON	UWSC12912	1,371	
10.200	GRANTS FOR AGRICULTURAL RESEARCH, SPECIAL RESEARCH GRANTS		PASS-THROUGH	UNIVERSITY OF WASHINGTON	UWSC14603	34,149	
10.210	HIGHER EDUCATION – GRADUATE FELLOWSHIPS GRANT PROGRAM		DIRECT	UNITED STATES DEPARTMENT OF AGRICULTURE (USDA)		1,129,955	160,445
10.212	SMALL BUSINESS INNOVATION RESEARCH		PASS-THROUGH	INTELLIGENT OPTICAL SYSTEMS, INC.	IOS #3255, USDA-ELIS	(14,951)	
10.212	SMALL BUSINESS INNOVATION RESEARCH		PASS-THROUGH	PHYCOVAX LLC	A23-0426	1,697	
10.215	SUSTAINABLE AGRICULTURE RESEARCH AND EDUCATION		DIRECT	UNITED STATES DEPARTMENT OF AGRICULTURE (USDA)		1,260	
10.215	SUSTAINABLE AGRICULTURE RESEARCH AND EDUCATION		PASS-THROUGH	MONTANA STATE UNIVERSITY	20213864034695WS1GS	43,510	
10.215	SUSTAINABLE AGRICULTURE RESEARCH AND EDUCATION		PASS-THROUGH	MONTANA STATE UNIVERSITY	G105-22-W8617	25,249	
10.215	SUSTAINABLE AGRICULTURE RESEARCH AND EDUCATION		PASS-THROUGH	MONTANA STATE UNIVERSITY	G112-21-W7899	127,969	96,221
10.215	SUSTAINABLE AGRICULTURE RESEARCH AND EDUCATION		PASS-THROUGH	MONTANA STATE UNIVERSITY	G117-24-W9986	2,753	
10.215	SUSTAINABLE AGRICULTURE RESEARCH AND EDUCATION		PASS-THROUGH	MONTANA STATE UNIVERSITY	G126-21-W7899	87,551	
10.215	SUSTAINABLE AGRICULTURE RESEARCH AND EDUCATION		PASS-THROUGH	MONTANA STATE UNIVERSITY	G170-21-W7902	2,911	
10.215	SUSTAINABLE AGRICULTURE RESEARCH AND EDUCATION		PASS-THROUGH	MONTANA STATE UNIVERSITY	G172-24-W9212	23,437	
10.215	SUSTAINABLE AGRICULTURE RESEARCH AND EDUCATION		PASS-THROUGH	MONTANA STATE UNIVERSITY	G233-22-W8615	1,020	
10.215	SUSTAINABLE AGRICULTURE RESEARCH AND EDUCATION		PASS-THROUGH	MONTANA STATE UNIVERSITY	G276-21-W8618	9,649	
10.215	SUSTAINABLE AGRICULTURE RESEARCH AND EDUCATION		PASS-THROUGH	MONTANA STATE UNIVERSITY	G290-23-W9212	16,107	

University of California
Schedule of Expenditures of Federal Awards

For the Fiscal Year Ended June 30, 2024
(Expressed in Whole Dollars)

Assistance Listing Number	Federal Program Title	Additional Award Identification	Direct / Pass Through	Agency or Pass Through Entity	Pass Through No. or Other Identifier	Federal Expenditures	Funds Passed Through to Subrecipients
10.215	SUSTAINABLE AGRICULTURE RESEARCH AND EDUCATION		PASS-THROUGH	MONTANA STATE UNIVERSITY	G299-23-W9983	41,657	
10.215	SUSTAINABLE AGRICULTURE RESEARCH AND EDUCATION		PASS-THROUGH	MONTANA STATE UNIVERSITY	G306-23-W9981	147,452	97,001
10.215	SUSTAINABLE AGRICULTURE RESEARCH AND EDUCATION		PASS-THROUGH	MONTANA STATE UNIVERSITY	G324-24-WA509	13,350	
10.215	SUSTAINABLE AGRICULTURE RESEARCH AND EDUCATION		PASS-THROUGH	MONTANA STATE UNIVERSITY	G347-20-W7904	5,754	
10.215	SUSTAINABLE AGRICULTURE RESEARCH AND EDUCATION		PASS-THROUGH	MONTANA STATE UNIVERSITY	G366-22-W9209	50,845	
10.215	SUSTAINABLE AGRICULTURE RESEARCH AND EDUCATION		PASS-THROUGH	MONTANA STATE UNIVERSITY	G373-22-W9209	91,282	
10.215	SUSTAINABLE AGRICULTURE RESEARCH AND EDUCATION		PASS-THROUGH	WESTERN UNIVERSITY OF HEALTH SCIENCES	2018VPERALTAUCANR202 SUB	321	
10.216	1890 INSTITUTION CAPACITY BUILDING GRANTS		PASS-THROUGH	UNIVERSITY OF MARYLAND EASTERN SHORE	DHEK5208330UCSD2021	467	
10.217	HIGHER EDUCATION - INSTITUTION CHALLENGE GRANTS PROGRAM		DIRECT	UNITED STATES DEPARTMENT OF AGRICULTURE (USDA)		93,246	7,018
10.219	BIOTECHNOLOGY RISK ASSESSMENT RESEARCH		DIRECT	UNITED STATES DEPARTMENT OF AGRICULTURE (USDA)		215,456	
10.220	HIGHER EDUCATION - MULTICULTURAL SCHOLARS GRANT PROGRAM		DIRECT	UNITED STATES DEPARTMENT OF AGRICULTURE (USDA)		84,385	
10.223	HISPANIC SERVING INSTITUTIONS EDUCATION GRANTS		DIRECT	UNITED STATES DEPARTMENT OF AGRICULTURE (USDA)		833,864	174,948
10.223	HISPANIC SERVING INSTITUTIONS EDUCATION GRANTS		PASS-THROUGH	UNIVERSITY CORPORATION AT MONTEREY BAY	50601-211221-S-A	69,853	
10.227	1994 INSTITUTIONS RESEARCH PROGRAM		PASS-THROUGH	NORTHWEST INDIAN COLLEGE	NWIC-28764SA-UCSC	23,792	
10.227	1994 INSTITUTIONS RESEARCH PROGRAM		PASS-THROUGH	NORTHWEST INDIAN COLLEGE	NWIC-SA28758-UCSC	1	
10.227	1994 INSTITUTIONS RESEARCH PROGRAM		PASS-THROUGH	NORTHWEST INDIAN COLLEGE	NWIC-SA28760-UCSC	7,709	
10.227	1994 INSTITUTIONS RESEARCH PROGRAM		PASS-THROUGH	NORTHWEST INDIAN COLLEGE	NWIC-SA28762-UCSC	45,304	
10.229	EXTENSION COLLABORATIVE ON IMMUNIZATION TEACHING AND ENGAGEMENT		PASS-THROUGH	EXTENSION FOUNDATION	EXC3-2023-2418	62,594	
10.237	FROM LEARNING TO LEADING: CULTIVATING THE NEXT GENERATION OF DIVERSE FOOD AND AGRICULTURE PROFESSIONALS		DIRECT	UNITED STATES DEPARTMENT OF AGRICULTURE (USDA)		679,243	37,272
10.250	AGREEMENTS AND COLLABORATIONS		DIRECT	UNITED STATES DEPARTMENT OF AGRICULTURE (USDA)		257,291	165,513
10.253	CONSUMER DATA AND NUTRITION RESEARCH		DIRECT	UNITED STATES DEPARTMENT OF AGRICULTURE (USDA)		45,066	
10.255	RESEARCH INNOVATION AND DEVELOPMENT GRANTS IN ECONOMIC (RIDGE)		PASS-THROUGH	TUFTS UNIVERSITY	EP0228631	24,293	
10.255	RESEARCH INNOVATION AND DEVELOPMENT GRANTS IN ECONOMIC (RIDGE)		PASS-THROUGH	TUFTS UNIVERSITY	PO EP0230577	42,285	
10.290	AGRICULTURAL MARKET AND ECONOMIC RESEARCH		DIRECT	UNITED STATES DEPARTMENT OF AGRICULTURE (USDA)		80,090	
10.290	AGRICULTURAL MARKET AND ECONOMIC RESEARCH		PASS-THROUGH	OKLAHOMA STATE UNIVERSITY	2-570230 UCD	49,924	
10.303	INTEGRATED PROGRAMS		DIRECT	UNITED STATES DEPARTMENT OF AGRICULTURE (USDA)		172,520	21,220
10.304	HOMELAND SECURITY AGRICULTURAL		DIRECT	UNITED STATES DEPARTMENT OF AGRICULTURE (USDA)		787,395	286,727
10.307	ORGANIC AGRICULTURE RESEARCH AND EXTENSION INITIATIVE		DIRECT	UNITED STATES DEPARTMENT OF AGRICULTURE (USDA)		549,561	129,503
10.307	ORGANIC AGRICULTURE RESEARCH AND EXTENSION INITIATIVE		PASS-THROUGH	OREGON STATE UNIVERSITY	C0566B-A	29,400	
10.307	ORGANIC AGRICULTURE RESEARCH AND EXTENSION INITIATIVE		PASS-THROUGH	OREGON STATE UNIVERSITY	C0591B-B	135,926	
10.307	ORGANIC AGRICULTURE RESEARCH AND EXTENSION INITIATIVE		PASS-THROUGH	THE TEXAS A&M UNIVERSITY SYSTEM	2023-51300-40854	5,458	
10.307	ORGANIC AGRICULTURE RESEARCH AND EXTENSION INITIATIVE		PASS-THROUGH	UNIVERSITY OF FLORIDA	SUB000002425	29,144	
10.307	ORGANIC AGRICULTURE RESEARCH AND EXTENSION INITIATIVE		PASS-THROUGH	UNIVERSITY OF MAINE SYSTEM	2022-51300-37890	8,847	
10.307	ORGANIC AGRICULTURE RESEARCH AND EXTENSION INITIATIVE		PASS-THROUGH	UNIVERSITY OF MAINE SYSTEM	UMS1391	601	
10.307	ORGANIC AGRICULTURE RESEARCH AND EXTENSION INITIATIVE		PASS-THROUGH	UNIVERSITY OF RHODE ISLAND	0010239/101723	4,131	
10.308	RESIDENT INSTRUCTION GRANTS FOR INSULAR AREA ACTIVITIES		DIRECT	UNITED STATES DEPARTMENT OF AGRICULTURE (USDA)		164,166	
10.309	SPECIALTY CROP RESEARCH INITIATIVE		DIRECT	UNITED STATES DEPARTMENT OF AGRICULTURE (USDA)		13,956,240	5,081,418
10.309	SPECIALTY CROP RESEARCH INITIATIVE		PASS-THROUGH	CITRUS RESEARCH AND DEVELOPMENT FOUNDATION, INC.	20-018C	444,516	
10.309	SPECIALTY CROP RESEARCH INITIATIVE		PASS-THROUGH	CLEMSON UNIVERSITY	2233-207-2014173	47,248	
10.309	SPECIALTY CROP RESEARCH INITIATIVE		PASS-THROUGH	MICHIGAN STATE UNIVERSITY	RC111414D	19,710	
10.309	SPECIALTY CROP RESEARCH INITIATIVE		PASS-THROUGH	MISSISSIPPI STATE UNIVERSITY	014600 327226 07	18,427	
10.309	SPECIALTY CROP RESEARCH INITIATIVE		PASS-THROUGH	NEW MEXICO STATE UNIVERSITY	Q02415	69,997	
10.309	SPECIALTY CROP RESEARCH INITIATIVE		PASS-THROUGH	NORTH CAROLINA STATE UNIVERSITY	2019-1455-06	74,494	
10.309	SPECIALTY CROP RESEARCH INITIATIVE		PASS-THROUGH	NORTH CAROLINA STATE UNIVERSITY	2021-2582-05	6,832	
10.309	SPECIALTY CROP RESEARCH INITIATIVE		PASS-THROUGH	NORTH CAROLINA STATE UNIVERSITY	PAM-P21-002518-SA10	2,318	

University of California
Schedule of Expenditures of Federal Awards

For the Fiscal Year Ended June 30, 2024
(Expressed in Whole Dollars)

Assistance Listing Number	Federal Program Title	Additional Award Identification	Direct / Pass Through	Agency or Pass Through Entity	Pass Through No. or Other		Funds Passed Through to Subrecipients
					Identifier	Federal Expenditures	
10.309	SPECIALTY CROP RESEARCH INITIATIVE		PASS-THROUGH	OREGON STATE UNIVERSITY	C0565B-A	12,888	
10.309	SPECIALTY CROP RESEARCH INITIATIVE		PASS-THROUGH	OREGON STATE UNIVERSITY	C0598B-A	512,300	
10.309	SPECIALTY CROP RESEARCH INITIATIVE		PASS-THROUGH	OREGON STATE UNIVERSITY	C0639B-C	130,388	
10.309	SPECIALTY CROP RESEARCH INITIATIVE		PASS-THROUGH	PURDUE UNIVERSITY	17000964-003	52,143	
10.309	SPECIALTY CROP RESEARCH INITIATIVE		PASS-THROUGH	TENNESSEE STATE UNIVERSITY	332 77-25 5308	185,163	
10.309	SPECIALTY CROP RESEARCH INITIATIVE		PASS-THROUGH	TEXAS A&M AGRILIFE RESEARCH	M2200240	46,393	
10.309	SPECIALTY CROP RESEARCH INITIATIVE		PASS-THROUGH	TEXAS A&M UNIVERSITY - COLLEGE STATION	2021-51181-35906	50,076	
10.309	SPECIALTY CROP RESEARCH INITIATIVE		PASS-THROUGH	THE TEXAS A&M UNIVERSITY SYSTEM	M2305101	22,493	
10.309	SPECIALTY CROP RESEARCH INITIATIVE		PASS-THROUGH	UNIVERSITY OF FLORIDA	SUB00001683	12,890	
10.309	SPECIALTY CROP RESEARCH INITIATIVE		PASS-THROUGH	UNIVERSITY OF FLORIDA	SUB00002387	59,191	
10.309	SPECIALTY CROP RESEARCH INITIATIVE		PASS-THROUGH	UNIVERSITY OF FLORIDA	SUB00003399	320,977	
10.309	SPECIALTY CROP RESEARCH INITIATIVE		PASS-THROUGH	UNIVERSITY OF FLORIDA	SUB00003400	17,474	
10.309	SPECIALTY CROP RESEARCH INITIATIVE		PASS-THROUGH	UNIVERSITY OF FLORIDA	SUB00003409	57,583	
10.309	SPECIALTY CROP RESEARCH INITIATIVE		PASS-THROUGH	UNIVERSITY OF FLORIDA	SUB00003436	130,209	66,588
10.309	SPECIALTY CROP RESEARCH INITIATIVE		PASS-THROUGH	UNIVERSITY OF FLORIDA	SUB00004083	8,483	
10.309	SPECIALTY CROP RESEARCH INITIATIVE		PASS-THROUGH	UNIVERSITY OF GEORGIA	SUB00002408	247,148	
10.309	SPECIALTY CROP RESEARCH INITIATIVE		PASS-THROUGH	UNIVERSITY OF GEORGIA	SUB00002409	67,481	
10.309	SPECIALTY CROP RESEARCH INITIATIVE		PASS-THROUGH	UNIVERSITY OF MARYLAND, COLLEGE PARK	94394-25234202	34,559	
10.309	SPECIALTY CROP RESEARCH INITIATIVE		PASS-THROUGH	UNIVERSITY OF MINNESOTA	A010138702	360,035	
10.309	SPECIALTY CROP RESEARCH INITIATIVE		PASS-THROUGH	WASHINGTON STATE UNIVERSITY	133321-SPC001442	3,504	
10.309	SPECIALTY CROP RESEARCH INITIATIVE		PASS-THROUGH	WASHINGTON STATE UNIVERSITY	133336-SPC001675	(6,633)	
10.309	SPECIALTY CROP RESEARCH INITIATIVE		PASS-THROUGH	WASHINGTON STATE UNIVERSITY	137743 SPC002478	151,135	
10.310	AGRICULTURE AND FOOD RESEARCH INITIATIVE (AFRI)		DIRECT	UNITED STATES DEPARTMENT OF AGRICULTURE (USDA)		31,944,061	6,615,932
10.310	AGRICULTURE AND FOOD RESEARCH INITIATIVE (AFRI)		PASS-THROUGH	ARIZONA STATE UNIVERSITY	ASUB000000768	6,394	
10.310	AGRICULTURE AND FOOD RESEARCH INITIATIVE (AFRI)		PASS-THROUGH	AUBURN UNIVERSITY	20-CSES-205208-UCD	7,239	
10.310	AGRICULTURE AND FOOD RESEARCH INITIATIVE (AFRI)		PASS-THROUGH	AUBURN UNIVERSITY	24-CHEME-205197-UCDavis	166,834	
10.310	AGRICULTURE AND FOOD RESEARCH INITIATIVE (AFRI)		PASS-THROUGH	CALIFORNIA STATE UNIVERSITY, DOMINGUEZ HILLS FOUNDATION	2022-67020-37133-UC Davis	21,676	
10.310	AGRICULTURE AND FOOD RESEARCH INITIATIVE (AFRI)		PASS-THROUGH	CHICO STATE ENTERPRISES	A23-0136-S001	437	
10.310	AGRICULTURE AND FOOD RESEARCH INITIATIVE (AFRI)		PASS-THROUGH	COLORADO STATE UNIVERSITY	G-03163-01	96,721	
10.310	AGRICULTURE AND FOOD RESEARCH INITIATIVE (AFRI)		PASS-THROUGH	COLORADO STATE UNIVERSITY	G-03419-02	56,369	
10.310	AGRICULTURE AND FOOD RESEARCH INITIATIVE (AFRI)		PASS-THROUGH	COLORADO STATE UNIVERSITY	G-89706-01	13,237	
10.310	AGRICULTURE AND FOOD RESEARCH INITIATIVE (AFRI)		PASS-THROUGH	CORNELL UNIVERSITY	137536-20961	4,664	
10.310	AGRICULTURE AND FOOD RESEARCH INITIATIVE (AFRI)		PASS-THROUGH	CORNELL UNIVERSITY	83669-11065	(114)	
10.310	AGRICULTURE AND FOOD RESEARCH INITIATIVE (AFRI)		PASS-THROUGH	CORNELL UNIVERSITY	87997-11261	2,372	
10.310	AGRICULTURE AND FOOD RESEARCH INITIATIVE (AFRI)		PASS-THROUGH	CORNELL UNIVERSITY	Sub 88230-20118	35,207	
10.310	AGRICULTURE AND FOOD RESEARCH INITIATIVE (AFRI)		PASS-THROUGH	FAIR FOOD NETWORK	Subaward None	(23)	
10.310	AGRICULTURE AND FOOD RESEARCH INITIATIVE (AFRI)		PASS-THROUGH	IOWA STATE UNIVERSITY	023297A	94,239	
10.310	AGRICULTURE AND FOOD RESEARCH INITIATIVE (AFRI)		PASS-THROUGH	IOWA STATE UNIVERSITY	025877B	95,213	
10.310	AGRICULTURE AND FOOD RESEARCH INITIATIVE (AFRI)		PASS-THROUGH	MERRITT COLLEGE	Y21-5468	17,689	
10.310	AGRICULTURE AND FOOD RESEARCH INITIATIVE (AFRI)		PASS-THROUGH	MICHIGAN STATE UNIVERSITY	RC111302F	107,078	
10.310	AGRICULTURE AND FOOD RESEARCH INITIATIVE (AFRI)		PASS-THROUGH	MISSISSIPPI STATE UNIVERSITY	060500.361432.03	208,685	
10.310	AGRICULTURE AND FOOD RESEARCH INITIATIVE (AFRI)		PASS-THROUGH	MONTANA STATE UNIVERSITY	G285-22-W9452	36,425	
10.310	AGRICULTURE AND FOOD RESEARCH INITIATIVE (AFRI)		PASS-THROUGH	NORTH DAKOTA STATE UNIVERSITY	FAR0034531:1	38,023	
10.310	AGRICULTURE AND FOOD RESEARCH INITIATIVE (AFRI)		PASS-THROUGH	OHIO STATE UNIVERSITY	SPC-1000003645	102,000	
10.310	AGRICULTURE AND FOOD RESEARCH INITIATIVE (AFRI)		PASS-THROUGH	OREGON STATE UNIVERSITY	C0597B-B	304,999	
10.310	AGRICULTURE AND FOOD RESEARCH INITIATIVE (AFRI)		PASS-THROUGH	PUBLIC POLICY INSTITUTE OF CALIFORNIA	PPIC 202303	106,801	
10.310	AGRICULTURE AND FOOD RESEARCH INITIATIVE (AFRI)		PASS-THROUGH	PURDUE UNIVERSITY	F0011703602032	3,853	
10.310	AGRICULTURE AND FOOD RESEARCH INITIATIVE (AFRI)		PASS-THROUGH	TAHOE REGIONAL PLANNING AGENCY	117-UCD	81,541	
10.310	AGRICULTURE AND FOOD RESEARCH INITIATIVE (AFRI)		PASS-THROUGH	TUFTS UNIVERSITY	104049-00001:AG0032	214,199	
10.310	AGRICULTURE AND FOOD RESEARCH INITIATIVE (AFRI)		PASS-THROUGH	UNIVERSITY OF ARKANSAS SYSTEM	2022-69015-36720	144,491	
10.310	AGRICULTURE AND FOOD RESEARCH INITIATIVE (AFRI)		PASS-THROUGH	UNIVERSITY OF COLORADO BOULDER	1561489	67,339	

University of California
Schedule of Expenditures of Federal Awards

For the Fiscal Year Ended June 30, 2024
(Expressed in Whole Dollars)

Assistance Listing Number	Federal Program Title	Additional Award Identification	Direct / Pass Through	Agency or Pass Through Entity	Pass Through No. or Other Identifier	Federal Expenditures	Funds Passed Through to Subrecipients
					SUB DHEK150 VITIS		
10.310	AGRICULTURE AND FOOD RESEARCH INITIATIVE (AFRI)		PASS-THROUGH	UNIVERSITY OF MARYLAND EASTERN SHORE	UCSD2021	4,225	
10.310	AGRICULTURE AND FOOD RESEARCH INITIATIVE (AFRI)		PASS-THROUGH	UNIVERSITY OF MARYLAND, COLLEGE PARK	108681-Z5327202	40,525	
10.310	AGRICULTURE AND FOOD RESEARCH INITIATIVE (AFRI)		PASS-THROUGH	UNIVERSITY OF MINNESOTA	H008125601	58,850	
10.310	AGRICULTURE AND FOOD RESEARCH INITIATIVE (AFRI)		PASS-THROUGH	UNIVERSITY OF MINNESOTA	H008208105	25,155	
10.310	AGRICULTURE AND FOOD RESEARCH INITIATIVE (AFRI)		PASS-THROUGH	UNIVERSITY OF MINNESOTA	P008679101	14,756	
10.310	AGRICULTURE AND FOOD RESEARCH INITIATIVE (AFRI)		PASS-THROUGH	UNIVERSITY OF MINNESOTA	P009546301	110,135	
10.310	AGRICULTURE AND FOOD RESEARCH INITIATIVE (AFRI)		PASS-THROUGH	UNIVERSITY OF NEVADA, RENO	UNR-23-04	62,183	
10.310	AGRICULTURE AND FOOD RESEARCH INITIATIVE (AFRI)		PASS-THROUGH	UNIVERSITY OF WISCONSIN-MADISON	0000001786	3,551	
10.310	AGRICULTURE AND FOOD RESEARCH INITIATIVE (AFRI)		PASS-THROUGH	VERDANT ROBOTICS, INC.	A22-3811	45,919	
10.310	AGRICULTURE AND FOOD RESEARCH INITIATIVE (AFRI)		PASS-THROUGH	VIRGINIA POLYTECHNIC INSTITUTE AND STATE UNIVERSITY	423584-19326	23,635	
10.310	AGRICULTURE AND FOOD RESEARCH INITIATIVE (AFRI)		PASS-THROUGH	VIRGINIA POLYTECHNIC INSTITUTE AND STATE UNIVERSITY	Sub 422692-19A28	(8,934)	
10.310	AGRICULTURE AND FOOD RESEARCH INITIATIVE (AFRI)		PASS-THROUGH	WASHINGTON STATE UNIVERSITY	131958 G004259	75,899	
10.311	BEGINNING FARMER AND RANCHER DEVELOPMENT PROGRAM		PASS-THROUGH	SIERRA HARVEST	Y22-6172	5,467	
	BIOMASS RESEARCH AND DEVELOPMENT INITIATIVE COMPETITIVE			RESEARCH FOUNDATION FOR THE STATE UNIVERSITY OF NEW			
10.312	GRANTS PROGRAM (BRDI)		PASS-THROUGH	YORK, TH	550-1136404-76518	(2,221)	
10.320	SUN GRANT PROGRAM		PASS-THROUGH	UNIVERSITY OF TENNESSEE	9500098857	38,445	
	CAPACITY BUILDING FOR NON-LAND GRANT COLLEGES OF AGRICULTURE						
10.326	(NLGCA)		PASS-THROUGH	CALIFORNIA STATE UNIVERSITY BAKERSFIELD	GRA10166	13,550	
	CAPACITY BUILDING FOR NON-LAND GRANT COLLEGES OF AGRICULTURE						
10.326	(NLGCA)		PASS-THROUGH	CALIFORNIA STATE UNIVERSITY BAKERSFIELD	GRA10551	226	
	NATIONAL FOOD SAFETY TRAINING, EDUCATION, EXTENSION, OUTREACH,						
10.328	AND TECHNICAL ASSISTANCE COMPETITIVE GRANTS PROGRAM		DIRECT	UNITED STATES DEPARTMENT OF AGRICULTURE (USDA)		108,587	34,005
	NATIONAL FOOD SAFETY TRAINING, EDUCATION, EXTENSION, OUTREACH,						
10.328	AND TECHNICAL ASSISTANCE COMPETITIVE GRANTS PROGRAM		PASS-THROUGH	OREGON STATE UNIVERSITY	C0595B-C	8,267	
	NATIONAL FOOD SAFETY TRAINING, EDUCATION, EXTENSION, OUTREACH,						
10.328	AND TECHNICAL ASSISTANCE COMPETITIVE GRANTS PROGRAM		PASS-THROUGH	UNIVERSITY OF HAWAII AT MANOA	MA1749	97,663	
10.329	CROP PROTECTION AND PEST MANAGEMENT COMPETITIVE GRANTS PROGRAM		DIRECT	UNITED STATES DEPARTMENT OF AGRICULTURE (USDA)		1,692,201	584,344
	CROP PROTECTION AND PEST MANAGEMENT COMPETITIVE GRANTS PROGRAM						
10.329			PASS-THROUGH	CALIFORNIA STATE POLYTECHNIC UNIVERSITY, HUMBOLDT	2022-70006-37983	983	
	CROP PROTECTION AND PEST MANAGEMENT COMPETITIVE GRANTS PROGRAM						
10.329			PASS-THROUGH	NORTH CAROLINA STATE UNIVERSITY	PAM-P24-000389-SA02	1,294	
	CROP PROTECTION AND PEST MANAGEMENT COMPETITIVE GRANTS PROGRAM						
10.329			PASS-THROUGH	OREGON STATE UNIVERSITY	UC393A	816	
	CROP PROTECTION AND PEST MANAGEMENT COMPETITIVE GRANTS PROGRAM						
10.329			PASS-THROUGH	PURDUE UNIVERSITY	F0003750302026	65,416	
	CROP PROTECTION AND PEST MANAGEMENT COMPETITIVE GRANTS PROGRAM						
10.329			PASS-THROUGH	UNIVERSITY OF MARYLAND, COLLEGE PARK	2021-70006-35315	80,872	
10.330	ALFALFA AND FORAGE RESEARCH PROGRAM		DIRECT	UNITED STATES DEPARTMENT OF AGRICULTURE (USDA)		40,335	
10.330	ALFALFA AND FORAGE RESEARCH PROGRAM		PASS-THROUGH	MONTANA STATE UNIVERSITY	G251-22-W9228	22,357	
10.331	GUS SCHUMACHER NUTRITION INCENTIVE PROGRAM (GUS NIP)		DIRECT	UNITED STATES DEPARTMENT OF AGRICULTURE (USDA)		2,471,618	
10.331	GUS SCHUMACHER NUTRITION INCENTIVE PROGRAM (GUS NIP)		PASS-THROUGH	CHN NEBRASKA	A135208	63,736	
10.331	GUS SCHUMACHER NUTRITION INCENTIVE PROGRAM (GUS NIP)		PASS-THROUGH	CHN NEBRASKA	A143106	180,890	
10.331	GUS SCHUMACHER NUTRITION INCENTIVE PROGRAM (GUS NIP)		PASS-THROUGH	OLE HEALTH	054987	17,030	
	URBAN, INDOOR, AND OTHER EMERGING AGRICULTURAL PRODUCTION						
10.333	RESEARCH, EDUCATION, AND EXTENSION INITIATIVE		DIRECT	UNITED STATES DEPARTMENT OF AGRICULTURE (USDA)		190,313	
10.336	VETERINARY SERVICES GRANT PROGRAM		DIRECT	UNITED STATES DEPARTMENT OF AGRICULTURE (USDA)		78,642	
10.500	FOOD SAFETY COOPERATIVE AGREEMENTS		DIRECT	UNITED STATES DEPARTMENT OF AGRICULTURE (USDA)		1,216,809	180,926
10.500	FOOD SAFETY COOPERATIVE AGREEMENTS		PASS-THROUGH	EXTENSION FOUNDATION	Y22-6193	5,054	
10.500	FOOD SAFETY COOPERATIVE AGREEMENTS		PASS-THROUGH	PROJECT APIS M.	286	3,078	

University of California
Schedule of Expenditures of Federal Awards

For the Fiscal Year Ended June 30, 2024
(Expressed in Whole Dollars)

Assistance Listing Number	Federal Program Title	Additional Award Identification	Direct / Pass Through	Agency or Pass Through Entity	Pass Through No. or Other Identifier	Federal Expenditures	Funds Passed Through to Subrecipients
10.500	FOOD SAFETY COOPERATIVE AGREEMENTS		PASS-THROUGH	UC AGRICULTURE AND NATURAL RESOURCES	SA23-6474-01	19,995	
10.500	FOOD SAFETY COOPERATIVE AGREEMENTS		PASS-THROUGH	WASHINGTON STATE UNIVERSITY	2021-70027-34713	32,522	
10.515	RENEWABLE RESOURCES EXTENSION ACT (RREA) AND NATIONAL FOCUS FUNDS (RREA-NFF)		PASS-THROUGH	UNIVERSITY OF ARIZONA	676328	2,442	
10.516	RURAL HEALTH AND SAFETY		DIRECT	UNITED STATES DEPARTMENT OF AGRICULTURE (USDA)		54,728	
10.519	EQUIPMENT GRANTS PROGRAM (EGP)		DIRECT	UNITED STATES DEPARTMENT OF AGRICULTURE (USDA)		141,167	
10.521	CHILDREN, YOUTH, AND FAMILIES (CYFAR)		DIRECT	UNITED STATES DEPARTMENT OF AGRICULTURE (USDA)		7,228,393	
10.522	FOOD AND AGRICULTURE SERVICE LEARNING PROGRAM		DIRECT	UNITED STATES DEPARTMENT OF AGRICULTURE (USDA)		77,319	
10.525	FARM AND RANCH STRESS ASSISTANCE NETWORK COMPETITIVE GRANTS PROGRAM		PASS-THROUGH	WASHINGTON STATE UNIVERSITY	139244 SPC002601	215,371	
10.557	SPECIAL SUPPLEMENTAL NUTRITION PROGRAM FOR WOMEN, INFANTS, AND CHILDREN (WIC)		PASS-THROUGH	CALIFORNIA DEPARTMENT OF PUBLIC HEALTH	237CACA7W1003	60,692	
10.557	SPECIAL SUPPLEMENTAL NUTRITION PROGRAM FOR WOMEN, INFANTS, AND CHILDREN (WIC)		PASS-THROUGH	TUFTS UNIVERSITY	AG9027/EP0207661	28,283	
10.558	CHILD AND ADULT CARE FOOD PROGRAM (CACFP)		PASS-THROUGH	CALIFORNIA DEPARTMENT OF EDUCATION	04043-CACFP-33-HU-IC	67,736	
10.604	TECHNICAL ASSISTANCE FOR SPECIALTY CROPS PROGRAM		DIRECT	UNITED STATES DEPARTMENT OF AGRICULTURE (USDA)		131,846	
10.604	TECHNICAL ASSISTANCE FOR SPECIALTY CROPS PROGRAM		PASS-THROUGH	CALIFORNIA AGRICULTURAL EXPORT COUNCIL, INC.	T21-02	185,639	
10.604	TECHNICAL ASSISTANCE FOR SPECIALTY CROPS PROGRAM		PASS-THROUGH	CALIFORNIA CITRUS RESEARCH BOARD	22-5050-010G	1,012	
10.604	TECHNICAL ASSISTANCE FOR SPECIALTY CROPS PROGRAM		PASS-THROUGH	CALIFORNIA CITRUS RESEARCH BOARD	22-5500-501B	44,147	
10.612	USDA LOCAL AND REGIONAL FOOD AID PROCUREMENT PROGRAM		PASS-THROUGH	MONTANA STATE UNIVERSITY	G103-23-W9211	25,140	
10.612	USDA LOCAL AND REGIONAL FOOD AID PROCUREMENT PROGRAM		PASS-THROUGH	UNIVERSITY OF MINNESOTA	A010480401	49,853	
10.652	FORESTRY RESEARCH		DIRECT	UNITED STATES DEPARTMENT OF AGRICULTURE (USDA)		77,436	
10.652	FORESTRY RESEARCH		PASS-THROUGH	NATIONAL FISH AND WILDLIFE FOUNDATION	0208 23 078585	41,192	
10.652	FORESTRY RESEARCH		PASS-THROUGH	NATIONAL FISH AND WILDLIFE FOUNDATION	0806 22 075503	96,648	
10.664	COOPERATIVE FORESTRY ASSISTANCE		DIRECT	UNITED STATES DEPARTMENT OF AGRICULTURE (USDA)		43,630	
10.674	WOOD UTILIZATION ASSISTANCE		DIRECT	UNITED STATES DEPARTMENT OF AGRICULTURE (USDA)		221,636	78,037
10.674	WOOD UTILIZATION ASSISTANCE		PASS-THROUGH	UNIVERSITY OF NEVADA, RENO	Sub UNR-20-37	106,003	
10.680	FOREST HEALTH PROTECTION		DIRECT	UNITED STATES DEPARTMENT OF AGRICULTURE (USDA)		424,262	
10.680	FOREST HEALTH PROTECTION		PASS-THROUGH	CALIFORNIA DEPARTMENT OF FOOD AND AGRICULTURE	21-0146-001-SF	26,386	
10.684	INTERNATIONAL FORESTRY PROGRAMS		DIRECT	UNITED STATES DEPARTMENT OF AGRICULTURE (USDA)		236,347	
10.684	INTERNATIONAL FORESTRY PROGRAMS		PASS-THROUGH	WASHINGTON STATE UNIVERSITY	143164-SPC004811	258,865	
10.694	SOUTHWEST FOREST HEALTH AND WILDFIRE PREVENTION		DIRECT	UNITED STATES DEPARTMENT OF AGRICULTURE (USDA)		35,138	
10.694	SOUTHWEST FOREST HEALTH AND WILDFIRE PREVENTION		PASS-THROUGH	PACIFIC SOUTHWEST RESEARCH STATION	20-JV-11272167-021	1,977	
10.699	PARTNERSHIP AGREEMENTS		DIRECT	UNITED STATES DEPARTMENT OF AGRICULTURE (USDA)		133,613	
10.699	PARTNERSHIP AGREEMENTS		PASS-THROUGH	COOPERATIVE ECOSYSTEM STUDIES UNITS	23-CS-11051100-008	39,991	
10.707	RESEARCH JOINT VENTURE AND COST REIMBURSABLE AGREEMENTS		DIRECT	UNITED STATES DEPARTMENT OF AGRICULTURE (USDA)		310,394	
10.717	INFRASTRUCTURE INVESTMENT AND JOBS ACT		DIRECT	UNITED STATES DEPARTMENT OF AGRICULTURE (USDA)		79,712	
10.902	RESTORATION/REVEGETATION		DIRECT	UNITED STATES DEPARTMENT OF AGRICULTURE (USDA)		331,715	
10.902	SOIL AND WATER CONSERVATION		PASS-THROUGH	CHILDREN LEARNING THROUGH OUTDOOR EXPERIENCES	SA22-5966	14,275	
10.902	SOIL AND WATER CONSERVATION		PASS-THROUGH	OREGON STATE UNIVERSITY	DB066A-C	12,201	
10.902	SOIL AND WATER CONSERVATION		PASS-THROUGH	UNIVERSITY OF ARIZONA	588433	(27,036)	
10.903	SOIL SURVEY		DIRECT	UNITED STATES DEPARTMENT OF AGRICULTURE (USDA)		27,719	627
10.912	ENVIRONMENTAL QUALITY INCENTIVES PROGRAM		DIRECT	UNITED STATES DEPARTMENT OF AGRICULTURE (USDA)		551,559	
10.912	ENVIRONMENTAL QUALITY INCENTIVES PROGRAM		PASS-THROUGH	CALIFORNIA DEPARTMENT OF FOOD AND AGRICULTURE/MISCELLANEOUS	21-0619-002-SF	195,467	
10.912	ENVIRONMENTAL QUALITY INCENTIVES PROGRAM		PASS-THROUGH	EAST STANISLAUS RESOURCE CONSERVATION DISTRICT	20-ONFARM-062020	86,319	
10.912	ENVIRONMENTAL QUALITY INCENTIVES PROGRAM		PASS-THROUGH	TEXAS A&M AGRILIFE RESEARCH	M2102131	28,307	
10.912	ENVIRONMENTAL QUALITY INCENTIVES PROGRAM		PASS-THROUGH	THE LATINO EQUITY ADVOCACY & POLICY INSTITUTE, THE LEAP INST	A22-2027	131,043	
10.913	FARM AND RANCH LANDS PROTECTION PROGRAM		DIRECT	UNITED STATES DEPARTMENT OF AGRICULTURE (USDA)		82,417	
10.913	FARM AND RANCH LANDS PROTECTION PROGRAM		PASS-THROUGH	UNIVERSITY OF ARIZONA	NR213A750023C013692	27,036	
10.937	PARTNERSHIP FOR CLIMATE-SMART COMMODITIES		DIRECT	UNITED STATES DEPARTMENT OF AGRICULTURE (USDA)		421,638	

University of California
Schedule of Expenditures of Federal Awards

For the Fiscal Year Ended June 30, 2024
(Expressed in Whole Dollars)

Assistance Listing Number	Federal Program Title	Additional Award Identification	Direct / Pass Through	Agency or Pass Through Entity	Pass Through No. or Other Identifier	Federal Expenditures	Funds Passed Through to Subrecipients
10.937	PARTNERSHIP FOR CLIMATE-SMART COMMODITIES		PASS-THROUGH	AMERICAN SUSTAINABLE BUSINESS INSTITUTE, INC.	94-6036494	74,042	
10.937	PARTNERSHIP FOR CLIMATE-SMART COMMODITIES		PASS-THROUGH	UNIVERSITY CORPORATION AT MONTEREY BAY	5066101A-022024-S	2,138	
10.960	TECHNICAL AGRICULTURAL ASSISTANCE		DIRECT	UNITED STATES DEPARTMENT OF AGRICULTURE (USDA)		181,539	27,077
10.961	SCIENTIFIC COOPERATION AND RESEARCH		DIRECT	UNITED STATES DEPARTMENT OF AGRICULTURE (USDA)		20,219	
10.962	COCHRAN FELLOWSHIP PROGRAM		DIRECT	UNITED STATES DEPARTMENT OF AGRICULTURE (USDA)		97,231	
10.RD	FEDERAL CONTRACTS		DIRECT	UNITED STATES DEPARTMENT OF AGRICULTURE (USDA)		1,574,738	
10.RD	FEDERAL CONTRACTS		PASS-THROUGH	CALIFORNIA DEPARTMENT OF PUBLIC HEALTH	23-10466	594,822	
10.RD	FEDERAL CONTRACTS		PASS-THROUGH	CHI BOTANIC, INC	UCR-23040427	57,750	
10.RD	FEDERAL CONTRACTS		PASS-THROUGH	CHRISTMAS TREE PROMOTION BOARD	23-06-UCD	6,562	
10.RD	FEDERAL CONTRACTS		PASS-THROUGH	CORNELL UNIVERSITY	Sub 92770-20649	1,823	
10.RD	FEDERAL CONTRACTS		PASS-THROUGH	DAIRY MANAGEMENT INC	3673-0	767,066	
10.RD	FEDERAL CONTRACTS		PASS-THROUGH	DAIRY MANAGEMENT INC	3693-0	185,927	62,111
10.RD	FEDERAL CONTRACTS		PASS-THROUGH	DAIRY MANAGEMENT INC	D1323	7,143	
10.RD	FEDERAL CONTRACTS		PASS-THROUGH	DAIRY RESEARCH INSTITUTE	1299-0	186,900	
10.RD	FEDERAL CONTRACTS		PASS-THROUGH	FOUNDATION FOR FOOD AND AGRICULTURE RESEARCH	550830	13,655	9,604
10.RD	FEDERAL CONTRACTS		PASS-THROUGH	IOWA STATE UNIVERSITY	2022-70412-38454	137,927	
10.RD	FEDERAL CONTRACTS		PASS-THROUGH	NATIONAL FISH AND WILDLIFE FOUNDATION	0806 19 064532	15,982	1,381
10.RD	FEDERAL CONTRACTS		PASS-THROUGH	NATIONAL FISH AND WILDLIFE FOUNDATION	0806 20 067936	78,782	35,792
10.RD	FEDERAL CONTRACTS		PASS-THROUGH	NATIONAL FISH AND WILDLIFE FOUNDATION	A21-1350-S002	8,907	
10.RD	FEDERAL CONTRACTS		PASS-THROUGH	UNIVERSITY OF ARIZONA	20227041238454	14,054	
10.RD	FEDERAL CONTRACTS		PASS-THROUGH	WASHINGTON STATE UNIVERSITY	134194 WSU001046	23,248	
11.011	OCEAN EXPLORATION		DIRECT	DEPARTMENT OF COMMERCE (DOC)		231,316	
11.011	OCEAN EXPLORATION		PASS-THROUGH	NATURAL HISTORY MUSEUM OF LOS ANGELES COUNTY	AGREEMENT NO. SA000110428-2	(6,078)	
11.012	INTEGRATED OCEAN OBSERVING SYSTEM (IOOS)		DIRECT	DEPARTMENT OF COMMERCE (DOC)		3,694,768	882,531
11.012	INTEGRATED OCEAN OBSERVING SYSTEM (IOOS)		PASS-THROUGH	CODAR OCEAN SENSORS	SB240081	1,747	
11.012	INTEGRATED OCEAN OBSERVING SYSTEM (IOOS)		PASS-THROUGH	MONTEREY BAY AQUARIUM RESEARCH INSTITUTE	1611291	(2)	
11.012	INTEGRATED OCEAN OBSERVING SYSTEM (IOOS)		PASS-THROUGH	MONTEREY BAY AQUARIUM RESEARCH INSTITUTE	2111180	145,445	
11.012	INTEGRATED OCEAN OBSERVING SYSTEM (IOOS)		PASS-THROUGH	MONTEREY BAY AQUARIUM RESEARCH INSTITUTE	2210916	130,413	
11.012	INTEGRATED OCEAN OBSERVING SYSTEM (IOOS)		PASS-THROUGH	MONTEREY BAY AQUARIUM RESEARCH INSTITUTE	PO-2111127	81,385	
11.012	INTEGRATED OCEAN OBSERVING SYSTEM (IOOS)		PASS-THROUGH	MONTEREY BAY AQUARIUM RESEARCH INSTITUTE	PO2210175	614,367	
11.012	INTEGRATED OCEAN OBSERVING SYSTEM (IOOS)		PASS-THROUGH	RUTGERS, THE STATE UNIVERSITY OF NEW JERSEY	2056	81,956	
11.012	INTEGRATED OCEAN OBSERVING SYSTEM (IOOS)		PASS-THROUGH	RUTGERS, THE STATE UNIVERSITY OF NEW JERSEY	SUB00002491	56,505	
11.012	INTEGRATED OCEAN OBSERVING SYSTEM (IOOS)		PASS-THROUGH	RUTGERS, THE STATE UNIVERSITY OF NEW JERSEY	SUB00002694	109,649	
11.012	INTEGRATED OCEAN OBSERVING SYSTEM (IOOS)		PASS-THROUGH	WOODS HOLE OCEANOGRAPHIC INSTITUTION	A101505	169,262	
11.017	OCEAN ACIDIFICATION PROGRAM (OAP)		DIRECT	DEPARTMENT OF COMMERCE (DOC)		679,252	386,144
11.020	CLUSTER GRANTS		DIRECT	DEPARTMENT OF COMMERCE (DOC)		184,585	
11.020	CLUSTER GRANTS		PASS-THROUGH	MASSACHUSETTS INSTITUTE OF TECHNOLOGY	DAISI-23-01461	62,487	
11.021	NOAA SMALL BUSINESS INNOVATION RESEARCH (SBIR) PROGRAM		DIRECT	DEPARTMENT OF COMMERCE (DOC)		31,286	
11.022	BIPARTISAN BUDGET ACT OF 2018		PASS-THROUGH	PACIFIC STATES MARINE FISHERIES COMMISSION	21-048G	77,951	
11.022	BIPARTISAN BUDGET ACT OF 2018		PASS-THROUGH	PACIFIC STATES MARINE FISHERIES COMMISSION	21-049G	250,045	
11.024	BUILD TO SCALE		DIRECT	DEPARTMENT OF COMMERCE (DOC)		353,543	
11.039	REGIONAL TECHNOLOGY AND INNOVATION HUBS		DIRECT	DEPARTMENT OF COMMERCE (DOC)		3,639	
11.400	GEODETIC SURVEYS AND SERVICES (GEODESY AND APPLICATIONS OF THE NATIONAL GEODETIC REFERENCE SYSTEM)		DIRECT	DEPARTMENT OF COMMERCE (DOC)		430,264	
11.405	COOPERATIVE INSTITUTE (INTER-AGENCY FUNDED ACTIVITIES)		DIRECT	DEPARTMENT OF COMMERCE (DOC)		1,127,801	
11.405	COOPERATIVE INSTITUTE (INTER-AGENCY FUNDED ACTIVITIES)		PASS-THROUGH	UNIVERSITY OF WISCONSIN-MADISON	Sub 0000002478	137,229	
11.417	SEA GRANT SUPPORT		DIRECT	DEPARTMENT OF COMMERCE (DOC)		4,924,766	1,521,070
11.417	SEA GRANT SUPPORT		PASS-THROUGH	UNIVERSITY OF SOUTHERN CALIFORNIA	84380215	87,527	
11.417	SEA GRANT SUPPORT		PASS-THROUGH	UNIVERSITY OF SOUTHERN CALIFORNIA	SCON-00003150:4	30,363	
11.417	SEA GRANT SUPPORT		PASS-THROUGH	UNIVERSITY OF SOUTHERN MISSISSIPPI	8006106-01.01-C2 UCSD	2,071	
11.417	SEA GRANT SUPPORT		PASS-THROUGH	UNIVERSITY OF WASHINGTON	UWSC13302	(4,863)	
11.417	SEA GRANT SUPPORT		PASS-THROUGH	UNIVERSITY OF WASHINGTON	UWSC14119 BPO#69334	34,180	
11.417	SEA GRANT SUPPORT		PASS-THROUGH	UNIVERSITY OF WASHINGTON	UWSC14689	9,937	

University of California
Schedule of Expenditures of Federal Awards

For the Fiscal Year Ended June 30, 2024
(Expressed in Whole Dollars)

Assistance Listing Number	Federal Program Title	Additional Award Identification	Direct / Pass Through	Agency or Pass Through Entity	Pass Through No. or Other Identifier	Federal Expenditures	Funds Passed Through to Subrecipients
11.417	SEA GRANT SUPPORT		PASS-THROUGH	USC SEA GRANT	SCON-00003148	20,718	
11.417	SEA GRANT SUPPORT		PASS-THROUGH	USC SEA GRANT	SCON-00003830	10,193	
11.419	COASTAL ZONE MANAGEMENT ADMINISTRATION AWARDS		PASS-THROUGH	SOUTHWEST WETLANDS INTERPRETIVE ASSOCIATION	SWIA 2023-01-06	30,911	
11.420	COASTAL ZONE MANAGEMENT ESTUARINE RESEARCH RESERVES		DIRECT	DEPARTMENT OF COMMERCE (DOC)		162,133	
11.427	FISHERIES DEVELOPMENT AND UTILIZATION RESEARCH AND DEVELOPMENT GRANTS AND COOPERATIVE AGREEMENTS PROGRAM		DIRECT	DEPARTMENT OF COMMERCE (DOC)		99,836	9,885
11.427	FISHERIES DEVELOPMENT AND UTILIZATION RESEARCH AND DEVELOPMENT GRANTS AND COOPERATIVE AGREEMENTS PROGRAM		PASS-THROUGH	AUBURN UNIVERSITY	23FAA-202279-UCDAVIS	19,522	
11.427	FISHERIES DEVELOPMENT AND UTILIZATION RESEARCH AND DEVELOPMENT GRANTS AND COOPERATIVE AGREEMENTS PROGRAM		PASS-THROUGH	CALIFORNIA WETFISH PRODUCERS ASSOCIATION	A24-0316-001	28,032	
11.427	FISHERIES DEVELOPMENT AND UTILIZATION RESEARCH AND DEVELOPMENT GRANTS AND COOPERATIVE AGREEMENTS PROGRAM		PASS-THROUGH	VIRGINIA INSTITUTE OF MARINE SCIENCE	724364-712683	11,518	
11.429	MARINE SANCTUARY PROGRAM		DIRECT	DEPARTMENT OF COMMERCE (DOC)		19,180	
11.431	CLIMATE AND ATMOSPHERIC RESEARCH		DIRECT	DEPARTMENT OF COMMERCE (DOC)		4,780,102	363,316
11.431	CLIMATE AND ATMOSPHERIC RESEARCH		PASS-THROUGH	DESERT RESEARCH INSTITUTE	GR16401	277,794	
11.431	CLIMATE AND ATMOSPHERIC RESEARCH		PASS-THROUGH	OREGON STATE UNIVERSITY	NA345A-B	(14,339)	
11.431	CLIMATE AND ATMOSPHERIC RESEARCH		PASS-THROUGH	TEXAS A&M UNIVERSITY - COLLEGE STATION	M2103574-02-404281-01001	34,908	
11.431	CLIMATE AND ATMOSPHERIC RESEARCH		PASS-THROUGH	TEXAS A&M UNIVERSITY - COLLEGE STATION	M2200242-02-404111-01001	30,177	
11.431	CLIMATE AND ATMOSPHERIC RESEARCH		PASS-THROUGH	TEXAS A&M UNIVERSITY - COLLEGE STATION	M2200246-02-404181-01001	153,212	
11.431	CLIMATE AND ATMOSPHERIC RESEARCH		PASS-THROUGH	UNIVERSITY CORPORATION FOR ATMOSPHERIC RESEARCH	SUBAWD004693	64,709	
11.431	CLIMATE AND ATMOSPHERIC RESEARCH		PASS-THROUGH	UNIVERSITY OF FLORIDA	SUB00003621	38,372	
11.431	CLIMATE AND ATMOSPHERIC RESEARCH		PASS-THROUGH	UNIVERSITY OF MIAMI	OS00000353	(98)	
11.431	CLIMATE AND ATMOSPHERIC RESEARCH		PASS-THROUGH	UNIVERSITY OF MIAMI	OS00000353:3	33,104	
11.432	NATIONAL OCEANIC AND ATMOSPHERIC ADMINISTRATION (NOAA) COOPERATIVE INSTITUTES		DIRECT	DEPARTMENT OF COMMERCE (DOC)		14,900,543	837,956
11.432	NATIONAL OCEANIC AND ATMOSPHERIC ADMINISTRATION (NOAA) COOPERATIVE INSTITUTES		PASS-THROUGH	RUTGERS, THE STATE UNIVERSITY OF NEW JERSEY	2148	10,052	
11.432	NATIONAL OCEANIC AND ATMOSPHERIC ADMINISTRATION (NOAA) COOPERATIVE INSTITUTES		PASS-THROUGH	SOLANO COUNTY OFFICE OF EDUCATION	A23-1022	53,249	
11.432	NATIONAL OCEANIC AND ATMOSPHERIC ADMINISTRATION (NOAA) COOPERATIVE INSTITUTES		PASS-THROUGH	THE UNIVERSITY OF ALABAMA	A23-0258-S001	380,427	
11.432	NATIONAL OCEANIC AND ATMOSPHERIC ADMINISTRATION (NOAA) COOPERATIVE INSTITUTES		PASS-THROUGH	THE UNIVERSITY OF ALABAMA	A23-0260-S001	328,605	
11.432	NATIONAL OCEANIC AND ATMOSPHERIC ADMINISTRATION (NOAA) COOPERATIVE INSTITUTES		PASS-THROUGH	THE UNIVERSITY OF ALABAMA	A23-0271-S004	57,588	
11.432	NATIONAL OCEANIC AND ATMOSPHERIC ADMINISTRATION (NOAA) COOPERATIVE INSTITUTES		PASS-THROUGH	THE UNIVERSITY OF ALABAMA SYSTEM	A22-0307-S002	98,777	
11.432	NATIONAL OCEANIC AND ATMOSPHERIC ADMINISTRATION (NOAA) COOPERATIVE INSTITUTES		PASS-THROUGH	THE UNIVERSITY OF ALABAMA SYSTEM	A22-0310-S002	563,442	
11.432	NATIONAL OCEANIC AND ATMOSPHERIC ADMINISTRATION (NOAA) COOPERATIVE INSTITUTES		PASS-THROUGH	UNIVERSITY OF MARYLAND, COLLEGE PARK	101813-Z7554214	54,514	
11.432	NATIONAL OCEANIC AND ATMOSPHERIC ADMINISTRATION (NOAA) COOPERATIVE INSTITUTES		PASS-THROUGH	UNIVERSITY OF MARYLAND, COLLEGE PARK	101813-Z7554214-HSU	43,717	
11.432	NATIONAL OCEANIC AND ATMOSPHERIC ADMINISTRATION (NOAA) COOPERATIVE INSTITUTES		PASS-THROUGH	UNIVERSITY OF MARYLAND, COLLEGE PARK	101813-Z7554214-KHSU	135,650	
11.439	MARINE MAMMAL DATA PROGRAM		DIRECT	DEPARTMENT OF COMMERCE (DOC)		310,820	70,110

University of California
Schedule of Expenditures of Federal Awards

For the Fiscal Year Ended June 30, 2024
(Expressed in Whole Dollars)

Assistance Listing Number	Federal Program Title	Additional Award Identification	Direct / Pass Through	Agency or Pass Through Entity	Pass Through No. or Other Identifier	Federal Expenditures	Funds Passed Through to Subrecipients
11.451	GULF COAST ECOSYSTEM RESTORATION SCIENCE, OBSERVATION, MONITORING, AND TECHNOLOGY		DIRECT	DEPARTMENT OF COMMERCE (DOC)		344,405	
11.451	GULF COAST ECOSYSTEM RESTORATION SCIENCE, OBSERVATION, MONITORING, AND TECHNOLOGY		PASS-THROUGH	STONY BROOK UNIVERSITY (A STATE UNIVERSITY OF NEW YORK CAMPU	87256/2/1159366	45,348	
11.454	UNALLIED MANAGEMENT PROJECTS		DIRECT	DEPARTMENT OF COMMERCE (DOC)		13,308	
11.459	WEATHER AND AIR QUALITY RESEARCH		DIRECT	DEPARTMENT OF COMMERCE (DOC)		139,879	
11.459	WEATHER AND AIR QUALITY RESEARCH		PASS-THROUGH	GEORGE MASON UNIVERSITY	E2059982	51,864	
11.460	SPECIAL OCEANIC AND ATMOSPHERIC PROJECTS		DIRECT	DEPARTMENT OF COMMERCE (DOC)		213,942	
11.460	SPECIAL OCEANIC AND ATMOSPHERIC PROJECTS		PASS-THROUGH	DESERT RESEARCH INSTITUTE	GR15171	(30,343)	
11.460	SPECIAL OCEANIC AND ATMOSPHERIC PROJECTS		PASS-THROUGH	RUTGERS, THE STATE UNIVERSITY OF NEW JERSEY	1569	32,723	
11.460	SPECIAL OCEANIC AND ATMOSPHERIC PROJECTS		PASS-THROUGH	SAN DIEGO STATE UNIVERSITY	D8598-02 SA00 5A563A 7802	85,753	
11.460	SPECIAL OCEANIC AND ATMOSPHERIC PROJECTS		PASS-THROUGH	USC SEA GRANT	SCON-00003146	84,382	
11.463	HABITAT CONSERVATION		DIRECT	DEPARTMENT OF COMMERCE (DOC)		120,208	
11.467	METEOROLOGIC AND HYDROLOGIC MODERNIZATION DEVELOPMENT		PASS-THROUGH	UNIVERSITY CORPORATION FOR ATMOSPHERIC RESEARCH	SUBAWD003887	870,067	
11.469	CONGRESSIONALLY IDENTIFIED AWARDS AND PROJECTS		DIRECT	DEPARTMENT OF COMMERCE (DOC)		1,722,951	32,162
11.472	UNALLIED SCIENCE PROGRAM		DIRECT	DEPARTMENT OF COMMERCE (DOC)		246,848	
11.472	UNALLIED SCIENCE PROGRAM		PASS-THROUGH	CALIFORNIA DEPARTMENT OF FISH AND WILDLIFE	Q2270003	145,825	
11.472	UNALLIED SCIENCE PROGRAM		PASS-THROUGH	PACIFIC STATES MARINE FISHERIES COMMISSION	21-145G	8,953	3,029
11.473	OFFICE FOR COASTAL MANAGEMENT		PASS-THROUGH	CALIFORNIA FIRE SAFE COUNCIL, INC.	20 NFWF 353968	8,801	
					2024-K-002 sub		
11.473	OFFICE FOR COASTAL MANAGEMENT		PASS-THROUGH	GREATER FARALLONES ASSOCIATION	NA22NOS4730208	33,304	
11.478	CENTER FOR SPONSORED COASTAL OCEAN RESEARCH COASTAL OCEAN PROGRAM		DIRECT	DEPARTMENT OF COMMERCE (DOC)		434,042	163,878
11.478	CENTER FOR SPONSORED COASTAL OCEAN RESEARCH COASTAL OCEAN PROGRAM		PASS-THROUGH	OREGON STATE UNIVERSITY	NA355A-B	74,862	
11.478	CENTER FOR SPONSORED COASTAL OCEAN RESEARCH COASTAL OCEAN PROGRAM		PASS-THROUGH	OREGON STATE UNIVERSITY	NA374A-C	8,282	
11.478	CENTER FOR SPONSORED COASTAL OCEAN RESEARCH COASTAL OCEAN PROGRAM		PASS-THROUGH	SAN FRANCISCO ESTUARY INSTITUTE	1683	4,262	
11.482	CORAL REEF CONSERVATION PROGRAM		PASS-THROUGH	NATIONAL FISH AND WILDLIFE FOUNDATION	0302 20 068675	17,911	
11.483	NOAA PROGRAMS FOR DISASTER RELIEF APPROPRIATIONS ACT - NON-CONSTRUCTION AND CONSTRUCTION		PASS-THROUGH	CALIFORNIA DEPARTMENT OF FISH AND WILDLIFE	Q2270002	821,238	
11.609	MEASUREMENT AND ENGINEERING RESEARCH AND STANDARDS		DIRECT	DEPARTMENT OF COMMERCE (DOC)		1,427,156	
11.609	MEASUREMENT AND ENGINEERING RESEARCH AND STANDARDS		PASS-THROUGH	CARNEGIE MELLON UNIVERSITY	Sub 1080440-471172	176,655	
11.609	MEASUREMENT AND ENGINEERING RESEARCH AND STANDARDS		PASS-THROUGH	INDIANA UNIVERSITY	711G003	11,495	
11.609	MEASUREMENT AND ENGINEERING RESEARCH AND STANDARDS		PASS-THROUGH	IOWA STATE UNIVERSITY	022284F	580,874	
11.609	MEASUREMENT AND ENGINEERING RESEARCH AND STANDARDS		PASS-THROUGH	UNIVERSITY SYSTEM OF MARYLAND	86307-27573201	4,499	
11.617	CONGRESSIONALLY-IDENTIFIED PROJECTS		PASS-THROUGH	COLORADO SCHOOL OF MINES	402640-402651-7201	64,168	
11.619	ARRANGEMENTS FOR INTERDISCIPLINARY RESEARCH INFRASTRUCTURE		DIRECT	DEPARTMENT OF COMMERCE (DOC)		282,346	
11.619	ARRANGEMENTS FOR INTERDISCIPLINARY RESEARCH INFRASTRUCTURE		PASS-THROUGH	BIOINDUSTRIAL MANUFACTURING AND DESIGN ECOSYSTEM	22-RACER-A2-H016-0075	417,033	
11.619	ARRANGEMENTS FOR INTERDISCIPLINARY RESEARCH INFRASTRUCTURE		PASS-THROUGH	BIOINDUSTRIAL MANUFACTURING AND DESIGN ECOSYSTEM	22-RACER-A-H017-0076	1,627,558	1,208,018
11.619	ARRANGEMENTS FOR INTERDISCIPLINARY RESEARCH INFRASTRUCTURE		PASS-THROUGH	BIOINDUSTRIAL MANUFACTURING AND DESIGN ECOSYSTEM	GS3YEVSS12N6	440,975	
11.619	ARRANGEMENTS FOR INTERDISCIPLINARY RESEARCH INFRASTRUCTURE		PASS-THROUGH	UNIVERSITY OF DELAWARE	PC5 2-203	221,302	
11.619	ARRANGEMENTS FOR INTERDISCIPLINARY RESEARCH INFRASTRUCTURE		PASS-THROUGH	UNIVERSITY OF ROCHESTER	SUB00000352	75,578	
11.RD	FEDERAL CONTRACTS		DIRECT	DEPARTMENT OF COMMERCE (DOC)		473,194	11,732
11.RD	FEDERAL CONTRACTS		PASS-THROUGH	CLIMATEWORKS FOUNDATION	23-2582	85,812	

University of California
Schedule of Expenditures of Federal Awards

For the Fiscal Year Ended June 30, 2024
(Expressed in Whole Dollars)

Assistance Listing Number	Federal Program Title	Additional Award Identification	Direct / Pass Through	Agency or Pass Through Entity	Pass Through No. or Other Identifier	Federal Expenditures	Funds Passed Through to Subrecipients
11.RD	FEDERAL CONTRACTS		PASS-THROUGH	DESERT RESEARCH INSTITUTE	GR16335	30,366	
11.RD	FEDERAL CONTRACTS		PASS-THROUGH	RIVERSIDE TECHNOLOGY, INC.	PTS2-UCI-CDR	2,519	
11.RD	FEDERAL CONTRACTS		PASS-THROUGH	THE UNIVERSITY OF ALABAMA	A23-0272-S004	72,350	
11.RD	FEDERAL CONTRACTS		PASS-THROUGH	UNIVERSITY OF CONNECTICUT	165414691	17,744	
11.RD	FEDERAL CONTRACTS		PASS-THROUGH	UNIVERSITY SYSTEM OF MARYLAND	SA75282430-C A/AQ-10c PO#1	14,759	
12.002	PROCUREMENT TECHNICAL ASSISTANCE FOR BUSINESS FIRMS CONSERVATION AND REHABILITATION OF NATURAL RESOURCES ON		PASS-THROUGH	SRI INTERNATIONAL	Sub PO37365(W81XWH19C0096)	97,093	
12.005	MILITARY INSTALLATIONS CONSERVATION AND REHABILITATION OF NATURAL RESOURCES ON		PASS-THROUGH	COLORADO STATE UNIVERSITY	G-17143-04	(18,051)	
12.005	MILITARY INSTALLATIONS CONSERVATION AND REHABILITATION OF NATURAL RESOURCES ON		PASS-THROUGH	COLORADO STATE UNIVERSITY	G-30495-02	37,124	
12.005	MILITARY INSTALLATIONS		PASS-THROUGH	COLORADO STATE UNIVERSITY	G-70384-02	(1,116)	
12.006	NATIONAL DEFENSE EDUCATION PROGRAM		DIRECT	DEPARTMENT OF DEFENSE		836,930	235,689
12.008	DREDGED MATERIAL CONTAINMENT AREA		PASS-THROUGH	GEORGE WASHINGTON UNIVERSITY	21-S10	76,851	
12.010	YOUTH CONSERVATION SERVICES		DIRECT	DEPARTMENT OF DEFENSE		1,028,850	
12.114	COLLABORATIVE RESEARCH AND DEVELOPMENT		DIRECT	DEPARTMENT OF DEFENSE		189,554	248,228
12.116	DEPARTMENT OF DEFENSE APPROPRIATION ACT OF 2003		PASS-THROUGH	PURETECH HEALTH LLC	A222349	218,605	
12.225	COMMERCIAL TECHNOLOGIES FOR MAINTENANCE ACTIVITIES PROGRAM		PASS-THROUGH	NATIONAL CENTER FOR MANUFACTURING SCIENCES	2022137-142232	757,913	
12.225	COMMERCIAL TECHNOLOGIES FOR MAINTENANCE ACTIVITIES PROGRAM		PASS-THROUGH	NATIONAL CENTER FOR MANUFACTURING SCIENCES	2023199-142386	166,906	
12.300	BASIC AND APPLIED SCIENTIFIC RESEARCH		DIRECT	DEPARTMENT OF DEFENSE		84,492,007	8,020,380
12.300	BASIC AND APPLIED SCIENTIFIC RESEARCH	COVID-19	PASS-THROUGH	UNIVERSITY OF NORTH CAROLINA SYSTEM	5118246 (N00014-20-1-2590)	(4,153)	
12.300	BASIC AND APPLIED SCIENTIFIC RESEARCH		PASS-THROUGH	ADVR, INC.	80NSSC22PA927	(803)	
12.300	BASIC AND APPLIED SCIENTIFIC RESEARCH		PASS-THROUGH	AMERICAN LIGHTWEIGHT MATERIALS MANUFACTURING INNOVATION INST	K009-01	52,371	
12.300	BASIC AND APPLIED SCIENTIFIC RESEARCH		PASS-THROUGH	ASSOCIATION OF UNIVERSITIES FOR RESEARCH IN ASTRONOMY, INC.	HST-AR-17036.001-A	79,616	
12.300	BASIC AND APPLIED SCIENTIFIC RESEARCH		PASS-THROUGH	ASSOCIATION OF UNIVERSITIES FOR RESEARCH IN ASTRONOMY, INC.	HST-GO- 17185.007-A	6,531	
12.300	BASIC AND APPLIED SCIENTIFIC RESEARCH		PASS-THROUGH	ASSOCIATION OF UNIVERSITIES FOR RESEARCH IN ASTRONOMY, INC.	HST-GO-16169.001-A	11,123	
12.300	BASIC AND APPLIED SCIENTIFIC RESEARCH		PASS-THROUGH	ASSOCIATION OF UNIVERSITIES FOR RESEARCH IN ASTRONOMY, INC.	HST-GO-16752.007-A	6,531	
12.300	BASIC AND APPLIED SCIENTIFIC RESEARCH		PASS-THROUGH	ASSOCIATION OF UNIVERSITIES FOR RESEARCH IN ASTRONOMY, INC.	HST-GO-17066.005-A	6,730	
12.300	BASIC AND APPLIED SCIENTIFIC RESEARCH		PASS-THROUGH	ASSOCIATION OF UNIVERSITIES FOR RESEARCH IN ASTRONOMY, INC.	HST-GO-17077.002	18,559	
12.300	BASIC AND APPLIED SCIENTIFIC RESEARCH		PASS-THROUGH	ASSOCIATION OF UNIVERSITIES FOR RESEARCH IN ASTRONOMY, INC.	JWST-GO-01979.005-A	2,433	
12.300	BASIC AND APPLIED SCIENTIFIC RESEARCH		PASS-THROUGH	INC.	JWST-GO-02391.004-A	37,930	
12.300	BASIC AND APPLIED SCIENTIFIC RESEARCH		PASS-THROUGH	CALIFORNIA INSTITUTE OF TECHNOLOGY	S549278	36,761	
12.300	BASIC AND APPLIED SCIENTIFIC RESEARCH		PASS-THROUGH	CALIFORNIA STATE UNIVERSITY FULLERTON/CSU FULLERTON			
12.300	BASIC AND APPLIED SCIENTIFIC RESEARCH		PASS-THROUGH	AUXILIAR	S-7771-UCSC	2,858	
12.300	BASIC AND APPLIED SCIENTIFIC RESEARCH		PASS-THROUGH	CARNEGIE MELLON UNIVERSITY	1141311-425280	27,156	
12.300	BASIC AND APPLIED SCIENTIFIC RESEARCH		PASS-THROUGH	CASE WESTERN RESERVE UNIVERSITY	RES602089	336,208	60,659
12.300	BASIC AND APPLIED SCIENTIFIC RESEARCH		PASS-THROUGH	CHARLES RIVER ANALYTICS, INC.	SC1933502	120,233	
12.300	BASIC AND APPLIED SCIENTIFIC RESEARCH		PASS-THROUGH	COLORADO STATE UNIVERSITY	G-51461-02	313,310	
12.300	BASIC AND APPLIED SCIENTIFIC RESEARCH		PASS-THROUGH	COLUMBIA UNIVERSITY	Sub 1(GG013984)	(45)	

University of California
Schedule of Expenditures of Federal Awards

For the Fiscal Year Ended June 30, 2024
(Expressed in Whole Dollars)

Assistance Listing Number	Federal Program Title	Additional Award	Direct / Pass Through	Agency or Pass Through Entity	Pass Through No. or Other	Funds Passed Through to Subrecipients
		Identification			Identifier	
12.300	BASIC AND APPLIED SCIENTIFIC RESEARCH		PASS-THROUGH	CORNELL UNIVERSITY	141417-21519	151,571
12.300	BASIC AND APPLIED SCIENTIFIC RESEARCH		PASS-THROUGH	CORNELL UNIVERSITY	142620-21680	154,288
12.300	BASIC AND APPLIED SCIENTIFIC RESEARCH		PASS-THROUGH	CORNELL UNIVERSITY	150177-22473	73,514
12.300	BASIC AND APPLIED SCIENTIFIC RESEARCH		PASS-THROUGH	CORNELL UNIVERSITY	150177-22474	98,975
12.300	BASIC AND APPLIED SCIENTIFIC RESEARCH		PASS-THROUGH	EOSPACE INC.	30203338	115,550
12.300	BASIC AND APPLIED SCIENTIFIC RESEARCH		PASS-THROUGH	FLORIDA STATE UNIVERSITY	R02164	17,531
12.300	BASIC AND APPLIED SCIENTIFIC RESEARCH		PASS-THROUGH	FOUNDATION FOR MARINE ECOLOGY AND TELEMETRY RESEARCH	028-020SIO001_002	7,584
12.300	BASIC AND APPLIED SCIENTIFIC RESEARCH		PASS-THROUGH	GEORGE WASHINGTON UNIVERSITY	19-S10:5	(5,006)
12.300	BASIC AND APPLIED SCIENTIFIC RESEARCH		PASS-THROUGH	GEORGIA INSTITUTE OF TECHNOLOGY	AWD-102036-G4:5	72,130
12.300	BASIC AND APPLIED SCIENTIFIC RESEARCH		PASS-THROUGH	JOHNS HOPKINS UNIVERSITY	2004801912	85,611
12.300	BASIC AND APPLIED SCIENTIFIC RESEARCH		PASS-THROUGH	KELP MARINE RESEARCH	30171186	112,936
12.300	BASIC AND APPLIED SCIENTIFIC RESEARCH		PASS-THROUGH	KELP MARINE RESEARCH	20 2702 001	49,210
12.300	BASIC AND APPLIED SCIENTIFIC RESEARCH		PASS-THROUGH	LINCOLN LABORATORY	7000542228	8,779
12.300	BASIC AND APPLIED SCIENTIFIC RESEARCH		PASS-THROUGH	MASSACHUSETTS INSTITUTE OF TECHNOLOGY	S4954 PO 441624:4	293,821
12.300	BASIC AND APPLIED SCIENTIFIC RESEARCH		PASS-THROUGH	MASSACHUSETTS INSTITUTE OF TECHNOLOGY	s6121, PO# 951147:1	156,976
12.300	BASIC AND APPLIED SCIENTIFIC RESEARCH		PASS-THROUGH	NATIONAL MARROW DONOR PROGRAM	A138122	2,563
12.300	BASIC AND APPLIED SCIENTIFIC RESEARCH		PASS-THROUGH	NATIONAL MARROW DONOR PROGRAM	A139907	156,000
12.300	BASIC AND APPLIED SCIENTIFIC RESEARCH		PASS-THROUGH	NATIONAL MARROW DONOR PROGRAM	A140950	10,714
12.300	BASIC AND APPLIED SCIENTIFIC RESEARCH		PASS-THROUGH	NORTHEASTERN UNIVERSITY	503405-78050	203,077
12.300	BASIC AND APPLIED SCIENTIFIC RESEARCH		PASS-THROUGH	PURDUE UNIVERSITY	13001341-054	151,198
12.300	BASIC AND APPLIED SCIENTIFIC RESEARCH		PASS-THROUGH	PURDUE UNIVERSITY	13001341-055	168,758
12.300	BASIC AND APPLIED SCIENTIFIC RESEARCH		PASS-THROUGH	RICE UNIVERSITY	R1A843:3	261,146
12.300	BASIC AND APPLIED SCIENTIFIC RESEARCH		PASS-THROUGH	RICE UNIVERSITY	X03072516	125,084
12.300	BASIC AND APPLIED SCIENTIFIC RESEARCH		PASS-THROUGH	RUTGERS, THE STATE UNIVERSITY OF NEW JERSEY	1174	302,167
12.300	BASIC AND APPLIED SCIENTIFIC RESEARCH		PASS-THROUGH	RUTGERS, THE STATE UNIVERSITY OF NEW JERSEY	SUB000002758	20,523
12.300	BASIC AND APPLIED SCIENTIFIC RESEARCH		PASS-THROUGH	SAN DIEGO STATE UNIVERSITY	SUB SA0000719	115,662
12.300	BASIC AND APPLIED SCIENTIFIC RESEARCH		PASS-THROUGH	STANFORD UNIVERSITY	63201521291273	38,168
12.300	BASIC AND APPLIED SCIENTIFIC RESEARCH		PASS-THROUGH	STANFORD UNIVERSITY	62167799-140670	(2,357)
12.300	BASIC AND APPLIED SCIENTIFIC RESEARCH		PASS-THROUGH	STANFORD UNIVERSITY	63201520-291273	31,656
12.300	BASIC AND APPLIED SCIENTIFIC RESEARCH		PASS-THROUGH	UNIVERSITY OF ALASKA SYSTEM	UA 21-0112	364,513
12.300	BASIC AND APPLIED SCIENTIFIC RESEARCH		PASS-THROUGH	UNIVERSITY OF COLORADO BOULDER	1559358(N00014-20-1-2580)	2,040
12.300	BASIC AND APPLIED SCIENTIFIC RESEARCH		PASS-THROUGH	UNIVERSITY OF COLORADO BOULDER	1563394 PO 1001797729	66,580
12.300	BASIC AND APPLIED SCIENTIFIC RESEARCH		PASS-THROUGH	UNIVERSITY OF COLORADO BOULDER	SUB 1553360 (N0014-15-1-2809)	7,291
12.300	BASIC AND APPLIED SCIENTIFIC RESEARCH		PASS-THROUGH	UNIVERSITY OF COLORADO BOULDER	Sub 1558946(N00014-19-1-2522)	(3,199)
12.300	BASIC AND APPLIED SCIENTIFIC RESEARCH		PASS-THROUGH	UNIVERSITY OF FLORIDA	SUB00003870:01	107,108
12.300	BASIC AND APPLIED SCIENTIFIC RESEARCH		PASS-THROUGH	UNIVERSITY OF MASSACHUSETTS AMHERST	18-010467 C 00	46,914
12.300	BASIC AND APPLIED SCIENTIFIC RESEARCH		PASS-THROUGH	UNIVERSITY OF MASSACHUSETTS AMHERST	18-010467-B	9,918
12.300	BASIC AND APPLIED SCIENTIFIC RESEARCH		PASS-THROUGH	UNIVERSITY OF MASSACHUSETTS AMHERST	34553-AT-RB-111182	49,607
12.300	BASIC AND APPLIED SCIENTIFIC RESEARCH		PASS-THROUGH	UNIVERSITY OF MASSACHUSETTS AMHERST	SUB 17-009730 B 00	(2,714)
12.300	BASIC AND APPLIED SCIENTIFIC RESEARCH		PASS-THROUGH	UNIVERSITY OF MICHIGAN	SUBK00017900	74,999
12.300	BASIC AND APPLIED SCIENTIFIC RESEARCH		PASS-THROUGH	UNIVERSITY OF NEBRASKA	25-0509-0202-002	131,816
12.300	BASIC AND APPLIED SCIENTIFIC RESEARCH		PASS-THROUGH	UNIVERSITY OF NEW MEXICO	282109-873R	130,510
12.300	BASIC AND APPLIED SCIENTIFIC RESEARCH		PASS-THROUGH	UNIVERSITY OF NORTH CAROLINA AT CHAPEL HILL	N00014-20-1-2590	2,767
12.300	BASIC AND APPLIED SCIENTIFIC RESEARCH		PASS-THROUGH	UNIVERSITY OF NORTH CAROLINA AT CHAPEL HILL	sub 5128523 (N00014-23-1-2548)	82,834
12.300	BASIC AND APPLIED SCIENTIFIC RESEARCH		PASS-THROUGH	UNIVERSITY OF NOTRE DAME DU LAC	204133UCSD	55,113
12.300	BASIC AND APPLIED SCIENTIFIC RESEARCH		PASS-THROUGH	UNIVERSITY OF PITTSBURGH	AWD00003971	74,735
12.300	BASIC AND APPLIED SCIENTIFIC RESEARCH		PASS-THROUGH	UNIVERSITY OF PITTSBURGH	AWD00008697	70,992
12.300	BASIC AND APPLIED SCIENTIFIC RESEARCH		PASS-THROUGH	UNIVERSITY OF SOUTHERN CALIFORNIA	135239543:1	(67)
12.300	BASIC AND APPLIED SCIENTIFIC RESEARCH		PASS-THROUGH	UNIVERSITY OF SOUTHERN CALIFORNIA	SCON-00002770	34,459

University of California
Schedule of Expenditures of Federal Awards

For the Fiscal Year Ended June 30, 2024
(Expressed in Whole Dollars)

Assistance Listing Number	Federal Program Title	Additional Award Identification	Direct / Pass Through	Agency or Pass Through Entity	Pass Through No. or Other Identifier	Federal Expenditures	Funds Passed Through to Subrecipients
12.300	BASIC AND APPLIED SCIENTIFIC RESEARCH		PASS-THROUGH	UNIVERSITY OF SOUTHERN CALIFORNIA	SCON-00003986	145,448	
12.300	BASIC AND APPLIED SCIENTIFIC RESEARCH		PASS-THROUGH	UNIVERSITY OF SOUTHERN CALIFORNIA	Sub SCON-00003366	85,773	
					SUB USM-8006352-01.01		
12.300	BASIC AND APPLIED SCIENTIFIC RESEARCH		PASS-THROUGH	UNIVERSITY OF SOUTHERN MISSISSIPPI	UCSD	(4,359)	
12.300	BASIC AND APPLIED SCIENTIFIC RESEARCH		PASS-THROUGH	UNIVERSITY OF ST ANDREWS	19698	23,569	
12.300	BASIC AND APPLIED SCIENTIFIC RESEARCH		PASS-THROUGH	UNIVERSITY OF TENNESSEE	A19-0099-S004	324,243	
12.300	BASIC AND APPLIED SCIENTIFIC RESEARCH		PASS-THROUGH	UNIVERSITY OF TEXAS AT AUSTIN	UTA20-000913	122,787	
12.300	BASIC AND APPLIED SCIENTIFIC RESEARCH		PASS-THROUGH	UNIVERSITY OF VIRGINIA	GG12149.160225	6,027	
12.300	BASIC AND APPLIED SCIENTIFIC RESEARCH		PASS-THROUGH	UNIVERSITY OF WASHINGTON	UWSC13937	485,975	
12.300	BASIC AND APPLIED SCIENTIFIC RESEARCH		PASS-THROUGH	UNIVERSITY OF WASHINGTON	UWSC14298 PO 70696	186,336	
12.300	BASIC AND APPLIED SCIENTIFIC RESEARCH		PASS-THROUGH	UNIVERSITY OF WASHINGTON	UWSC14973	21,122	
12.300	BASIC AND APPLIED SCIENTIFIC RESEARCH		PASS-THROUGH	VANDERBILT UNIVERSITY	UNIV61745	18,073	
12.300	BASIC AND APPLIED SCIENTIFIC RESEARCH		PASS-THROUGH	VIRGINIA POLYTECHNIC INSTITUTE AND STATE UNIVERSITY	450955-19690	26,683	
12.300	BASIC AND APPLIED SCIENTIFIC RESEARCH		PASS-THROUGH	WASHINGTON UNIVERSITY IN ST. LOUIS	WU-20-522	10,771	
12.300	BASIC AND APPLIED SCIENTIFIC RESEARCH		PASS-THROUGH	WASHINGTON UNIVERSITY IN ST. LOUIS	WU-24-0186	75,271	
12.300	BASIC AND APPLIED SCIENTIFIC RESEARCH		PASS-THROUGH	WOODS HOLE OCEANOGRAPHIC INSTITUTION	A101628/13237000	35,351	
	SCIENCE, TECHNOLOGY, ENGINEERING & MATHEMATICS (STEM)						
12.330	EDUCATION, OUTREACH AND WORKFORCE PROGRAM		DIRECT	DEPARTMENT OF DEFENSE		1,396,644	
	NAVY COMMAND, CONTROL, COMMUNICATIONS, COMPUTERS,						
12.335	INTELLIGENCE, SURVEILLANCE, AND RECONNAISSANCE		DIRECT	DEPARTMENT OF DEFENSE		97,927	8,050
	NAVY COMMAND, CONTROL, COMMUNICATIONS, COMPUTERS,						
12.335	INTELLIGENCE, SURVEILLANCE, AND RECONNAISSANCE		PASS-THROUGH	ASSOCIATION OF UNIVERSITIES FOR RESEARCH IN ASTRONOMY, INC.	JWST-GO-01566.006-A	7,852	
	NAVY COMMAND, CONTROL, COMMUNICATIONS, COMPUTERS,						
12.335	INTELLIGENCE, SURVEILLANCE, AND RECONNAISSANCE		PASS-THROUGH	ASSOCIATION OF UNIVERSITIES FOR RESEARCH IN ASTRONOMY, INC.	JWST-GO-01571.003-A	21,438	
	NAVY COMMAND, CONTROL, COMMUNICATIONS, COMPUTERS,						
12.335	INTELLIGENCE, SURVEILLANCE, AND RECONNAISSANCE		PASS-THROUGH	ASSOCIATION OF UNIVERSITIES FOR RESEARCH IN ASTRONOMY, INC.	JWST-GO-01701.014-A	49,789	
	NAVY COMMAND, CONTROL, COMMUNICATIONS, COMPUTERS,						
12.335	INTELLIGENCE, SURVEILLANCE, AND RECONNAISSANCE		PASS-THROUGH	ASSOCIATION OF UNIVERSITIES FOR RESEARCH IN ASTRONOMY, INC.	JWST-GO-02128.004-A	20,485	
	NAVY COMMAND, CONTROL, COMMUNICATIONS, COMPUTERS,						
12.335	INTELLIGENCE, SURVEILLANCE, AND RECONNAISSANCE		PASS-THROUGH	ASSOCIATION OF UNIVERSITIES FOR RESEARCH IN ASTRONOMY, INC.	SUB HST-GO-15096.007-A	(8,170)	
	NAVY COMMAND, CONTROL, COMMUNICATIONS, COMPUTERS,						
12.335	INTELLIGENCE, SURVEILLANCE, AND RECONNAISSANCE		PASS-THROUGH	ASSOCIATION OF UNIVERSITIES FOR RESEARCH IN ASTRONOMY, INC.	Sub JWST-GO-02559.003-A	26,772	
	NAVY COMMAND, CONTROL, COMMUNICATIONS, COMPUTERS,						
12.335	INTELLIGENCE, SURVEILLANCE, AND RECONNAISSANCE		PASS-THROUGH	COOPERATIVE ECOSYSTEM STUDIES UNITS	N62473-22-2-0014	296,802	
	NAVY COMMAND, CONTROL, COMMUNICATIONS, COMPUTERS,						
12.335	INTELLIGENCE, SURVEILLANCE, AND RECONNAISSANCE		PASS-THROUGH	OFFICE OF THE DIRECTOR OF NATIONAL INTELLIGENCE	2020-20090400002	(2,086)	
	NAVY COMMAND, CONTROL, COMMUNICATIONS, COMPUTERS,						
12.335	INTELLIGENCE, SURVEILLANCE, AND RECONNAISSANCE		PASS-THROUGH	OREGON STATE UNIVERSITY	NS348A-B	55,821	
12.340	NAVAL MEDICAL RESEARCH AND DEVELOPMENT		DIRECT	DEPARTMENT OF DEFENSE		3,964	
				HENRY M. JACKSON FOUNDATION FOR THE ADVANCEMENT OF MILITARY			
12.340	NAVAL MEDICAL RESEARCH AND DEVELOPMENT		PASS-THROUGH		Subaward # 5638	791,113	406,159
12.350	DEPARTMENT OF DEFENSE HIV/AIDS PREVENTION PROGRAM		PASS-THROUGH	SENECA TELECOMMUNICATIONS, LLC	20201077 (HT001119C0017)	71,801	
12.351	SCIENTIFIC RESEARCH - COMBATING WEAPONS OF MASS DESTRUCTION		DIRECT	DEPARTMENT OF DEFENSE		6,449,895	1,276,940
12.351	SCIENTIFIC RESEARCH - COMBATING WEAPONS OF MASS DESTRUCTION		PASS-THROUGH	DETECT-ION LLC	A23-2612	301,324	
12.351	SCIENTIFIC RESEARCH - COMBATING WEAPONS OF MASS DESTRUCTION		PASS-THROUGH	HARVARD UNIVERSITY	124326-5116876:08	115,341	
12.351	SCIENTIFIC RESEARCH - COMBATING WEAPONS OF MASS DESTRUCTION		PASS-THROUGH	JOHNS HOPKINS UNIVERSITY	2004726069	1,376,701	
					Sub 2004730758		
12.351	SCIENTIFIC RESEARCH - COMBATING WEAPONS OF MASS DESTRUCTION		PASS-THROUGH	JOHNS HOPKINS UNIVERSITY	(HDTRA12020001)	774,233	

University of California
Schedule of Expenditures of Federal Awards

For the Fiscal Year Ended June 30, 2024
(Expressed in Whole Dollars)

Assistance Listing Number	Federal Program Title	Additional Award Identification	Direct / Pass Through	Agency or Pass Through Entity	Pass Through No. or Other Identifier	Federal Expenditures	Funds Passed Through to Subrecipients
12.351	SCIENTIFIC RESEARCH - COMBATING WEAPONS OF MASS DESTRUCTION		PASS-THROUGH	NATIONAL UNIVERSITY OF SINGAPORE	2022-0341	87,658	
12.351	SCIENTIFIC RESEARCH - COMBATING WEAPONS OF MASS DESTRUCTION		PASS-THROUGH	PENNSYLVANIA STATE UNIVERSITY	SA21-04	139,524	
12.351	SCIENTIFIC RESEARCH - COMBATING WEAPONS OF MASS DESTRUCTION		PASS-THROUGH	UNIVERSITY OF TENNESSEE	A18-0780-S001:03	(619)	
12.351	SCIENTIFIC RESEARCH - COMBATING WEAPONS OF MASS DESTRUCTION		PASS-THROUGH	VANDERBILT UNIVERSITY	UNIV59843:5	387	
12.369	MARINE CORPS SYSTEMS COMMAND FEDERAL ASSISTANCE PROGRAM		DIRECT	DEPARTMENT OF DEFENSE HENRY M. JACKSON FOUNDATION FOR THE ADVANCEMENT OF		867,894	
12.369	MARINE CORPS SYSTEMS COMMAND FEDERAL ASSISTANCE PROGRAM		PASS-THROUGH	MILITARY	6247	239,466	
12.400	MILITARY CONSTRUCTION, NATIONAL GUARD		PASS-THROUGH	STANFORD UNIVERSITY	62947385-239263	166,655	
12.420	MILITARY MEDICAL RESEARCH AND DEVELOPMENT	COVID-19	DIRECT	DEPARTMENT OF DEFENSE		(30,989)	
12.420	MILITARY MEDICAL RESEARCH AND DEVELOPMENT		DIRECT	DEPARTMENT OF DEFENSE		69,383,178	5,157,300
12.420	MILITARY MEDICAL RESEARCH AND DEVELOPMENT		PASS-THROUGH	AMERICAN BURN ASSOCIATION	A20-3320W81XWH-19-1	385,859	
12.420	MILITARY MEDICAL RESEARCH AND DEVELOPMENT		PASS-THROUGH	AMERICAN BURN ASSOCIATION	W81XWH-19-1-0664	1,008	
12.420	MILITARY MEDICAL RESEARCH AND DEVELOPMENT		PASS-THROUGH	AMERICAN BURN ASSOCIATION	W81XWH-19-2-0043	447,968	
12.420	MILITARY MEDICAL RESEARCH AND DEVELOPMENT				Sub m S456755 (W81XWH-17-		
12.420	MILITARY MEDICAL RESEARCH AND DEVELOPMENT		PASS-THROUGH	CALIFORNIA INSTITUTE OF TECHNOLOGY	0589)	(15)	
12.420	MILITARY MEDICAL RESEARCH AND DEVELOPMENT		PASS-THROUGH	CEDARS-SINAI MEDICAL CENTER	0001820287:2	(1,232)	
12.420	MILITARY MEDICAL RESEARCH AND DEVELOPMENT		PASS-THROUGH	CEDARS-SINAI MEDICAL CENTER	1789227:3	11,130	
12.420	MILITARY MEDICAL RESEARCH AND DEVELOPMENT		PASS-THROUGH	CENTER FOR VETERANS RESEARCH AND EDUCATION	CVRE-28:4	3,275	
12.420	MILITARY MEDICAL RESEARCH AND DEVELOPMENT		PASS-THROUGH	CONGRESSIONALLY DIRECTED MEDICAL RESEARCH PROGRAMS	W81XWH1910532	(3,402)	
12.420	MILITARY MEDICAL RESEARCH AND DEVELOPMENT		PASS-THROUGH	CONGRESSIONALLY DIRECTED MEDICAL RESEARCH PROGRAMS	W81XWH2010287	146,749	
12.420	MILITARY MEDICAL RESEARCH AND DEVELOPMENT		PASS-THROUGH	DUKE UNIVERSITY	3131141:2	15,010	
12.420	MILITARY MEDICAL RESEARCH AND DEVELOPMENT		PASS-THROUGH	DUKE UNIVERSITY	SUB 3130729(W81XWH-17-1-0372)	167	
12.420	MILITARY MEDICAL RESEARCH AND DEVELOPMENT		PASS-THROUGH	FLORIDA STATE UNIVERSITY	R000002942:2	27,388	
12.420	MILITARY MEDICAL RESEARCH AND DEVELOPMENT		PASS-THROUGH		sub 0001176507		
12.420	MILITARY MEDICAL RESEARCH AND DEVELOPMENT		PASS-THROUGH	FRED HUTCHINSON CANCER CENTER	(HT94252311028)	9,579	
12.420	MILITARY MEDICAL RESEARCH AND DEVELOPMENT		PASS-THROUGH		Sub SC-00085		
12.420	MILITARY MEDICAL RESEARCH AND DEVELOPMENT		PASS-THROUGH	GLADSTONE INSTITUTES	(W81XWH2110875)	86,699	
12.420	MILITARY MEDICAL RESEARCH AND DEVELOPMENT		PASS-THROUGH	GREATER LOS ANGELES VETERANS RESEARCH AND EDUCATION			
12.420	MILITARY MEDICAL RESEARCH AND DEVELOPMENT		PASS-THROUGH	FOUNDATI	700.3196-1:2	20,449	
12.420	MILITARY MEDICAL RESEARCH AND DEVELOPMENT		PASS-THROUGH	GRYPHON BIO, INC.	A138064	87,136	
12.420	MILITARY MEDICAL RESEARCH AND DEVELOPMENT		PASS-THROUGH	H. LEE MOFFITT CANCER CENTER & RESEARCH INSTITUTE, INC	12-20451-99-01-G3:1	(3,319)	
12.420	MILITARY MEDICAL RESEARCH AND DEVELOPMENT		PASS-THROUGH	HEALTH RESEARCH AND SERVICES FOUNDATION - SHEBA (A.R.)	A142549	92,827	
12.420	MILITARY MEDICAL RESEARCH AND DEVELOPMENT		PASS-THROUGH	HENNEPIN HEALTHCARE RESEARCH INSTITUTE	Sub 15059-01	189	
12.420	MILITARY MEDICAL RESEARCH AND DEVELOPMENT		PASS-THROUGH	HENRY M. JACKSON FOUNDATION FOR THE ADVANCEMENT OF			
12.420	MILITARY MEDICAL RESEARCH AND DEVELOPMENT		PASS-THROUGH	MILITARY	5529	13,076	
12.420	MILITARY MEDICAL RESEARCH AND DEVELOPMENT		PASS-THROUGH	HENRY M. JACKSON FOUNDATION FOR THE ADVANCEMENT OF			
12.420	MILITARY MEDICAL RESEARCH AND DEVELOPMENT		PASS-THROUGH	MILITARY	A124543	21,042	
12.420	MILITARY MEDICAL RESEARCH AND DEVELOPMENT		PASS-THROUGH	HENRY M. JACKSON FOUNDATION FOR THE ADVANCEMENT OF			
12.420	MILITARY MEDICAL RESEARCH AND DEVELOPMENT		PASS-THROUGH	MILITARY	A130749	(6,634)	
12.420	MILITARY MEDICAL RESEARCH AND DEVELOPMENT		PASS-THROUGH	HENRY M. JACKSON FOUNDATION FOR THE ADVANCEMENT OF	Sub 5998 (W81XWH-18-2-		
12.420	MILITARY MEDICAL RESEARCH AND DEVELOPMENT		PASS-THROUGH	MILITARY	0024)	33,564	
12.420	MILITARY MEDICAL RESEARCH AND DEVELOPMENT		PASS-THROUGH	HHT FOUNDATION INTERNATIONAL, INC.	2023-07	89,902	
12.420	MILITARY MEDICAL RESEARCH AND DEVELOPMENT		PASS-THROUGH	HOWARD UNIVERSITY	GRT000104-100015829:	6,925	

University of California
Schedule of Expenditures of Federal Awards

For the Fiscal Year Ended June 30, 2024
(Expressed in Whole Dollars)

Assistance Listing Number	Federal Program Title	Additional Award Identification	Direct / Pass Through	Agency or Pass Through Entity	Pass Through No. or Other Identifier	Federal Expenditures	Funds Passed Through to Subrecipients
12.420	MILITARY MEDICAL RESEARCH AND DEVELOPMENT		PASS-THROUGH	INHIBRX, INC.	Sub 20180328 (W81XWH1810131)	(2,969)	
12.420	MILITARY MEDICAL RESEARCH AND DEVELOPMENT		PASS-THROUGH	JOHNS HOPKINS UNIVERSITY	A135270	856	
12.420	MILITARY MEDICAL RESEARCH AND DEVELOPMENT		PASS-THROUGH	KESSLER FOUNDATION INC	40616-02	3,854	
				LUNDQUIST INSTITUTE FOR BIOMEDICAL INNOVATION AT			
12.420	MILITARY MEDICAL RESEARCH AND DEVELOPMENT		PASS-THROUGH	HARBOR-UCLA	VR-31811-01/PO# 2100	54,294	
12.420	MILITARY MEDICAL RESEARCH AND DEVELOPMENT		PASS-THROUGH	MASS GENERAL BRIGHAM INCORPORATED	533034:3	13,428	
12.420	MILITARY MEDICAL RESEARCH AND DEVELOPMENT		PASS-THROUGH	MASSACHUSETTS EYE AND EAR INFIRMARY	530093:5	(19,003)	
12.420	MILITARY MEDICAL RESEARCH AND DEVELOPMENT		PASS-THROUGH	MASSACHUSETTS INSTITUTE OF TECHNOLOGY	A133886	2,578	
12.420	MILITARY MEDICAL RESEARCH AND DEVELOPMENT		PASS-THROUGH	MEDICAL COLLEGE OF WISCONSIN	A138495	150,729	
12.420	MILITARY MEDICAL RESEARCH AND DEVELOPMENT		PASS-THROUGH	MELANOMA RESEARCH ALLIANCE	A140046	36,642	
12.420	MILITARY MEDICAL RESEARCH AND DEVELOPMENT		PASS-THROUGH	MEMORIAL SLOAN-KETTERING CANCER CENTER	Sub MSKSUB00000137	244,024	
				NORTHERN CALIFORNIA INSTITUTE FOR RESEARCH AND			
12.420	MILITARY MEDICAL RESEARCH AND DEVELOPMENT		PASS-THROUGH	EDUCATION, IN	A134089	43,506	
				NORTHERN CALIFORNIA INSTITUTE FOR RESEARCH AND			
12.420	MILITARY MEDICAL RESEARCH AND DEVELOPMENT		PASS-THROUGH	EDUCATION, IN	CHA2342-01:3	265,031	
				NORTHERN CALIFORNIA INSTITUTE FOR RESEARCH AND			
12.420	MILITARY MEDICAL RESEARCH AND DEVELOPMENT		PASS-THROUGH	EDUCATION, IN	W81XWH2210150	70,986	
12.420	MILITARY MEDICAL RESEARCH AND DEVELOPMENT		PASS-THROUGH	NORTHWESTERN UNIVERSITY	60059317 UCLA:A03	259,583	
12.420	MILITARY MEDICAL RESEARCH AND DEVELOPMENT		PASS-THROUGH	NORTHWESTERN UNIVERSITY	60060216 UCB	514,603	
12.420	MILITARY MEDICAL RESEARCH AND DEVELOPMENT		PASS-THROUGH	NYU LANGONE HEALTH SYSTEM	A140601	383,122	
12.420	MILITARY MEDICAL RESEARCH AND DEVELOPMENT		PASS-THROUGH	OREGON HEALTH & SCIENCE UNIVERSITY	A142138	144,682	
12.420	MILITARY MEDICAL RESEARCH AND DEVELOPMENT		PASS-THROUGH	PURDUE UNIVERSITY	13001027-074	(519)	
12.420	MILITARY MEDICAL RESEARCH AND DEVELOPMENT		PASS-THROUGH	RESEARCH TRIANGLE INSTITUTE	3-312-0218812-67241L	88,265	
					Sub 494-01 (W81XWH-22-1-		
12.420	MILITARY MEDICAL RESEARCH AND DEVELOPMENT		PASS-THROUGH	ROSWELL PARK CANCER INSTITUTE CORPORATION	1072)	2,443	
12.420	MILITARY MEDICAL RESEARCH AND DEVELOPMENT		PASS-THROUGH	SAN JOSE STATE UNIVERSITY RESEARCH FOUNDATION	A138667	20,581	
12.420	MILITARY MEDICAL RESEARCH AND DEVELOPMENT		PASS-THROUGH	SANTA CLARA VALLEY MEDICAL CENTER	A135342	44,119	
12.420	MILITARY MEDICAL RESEARCH AND DEVELOPMENT		PASS-THROUGH	SEATTLE INSTITUTE FOR BIOMEDICAL AND CLIN RESEARCH	sub MJ23-UCSD-1	24,736	
12.420	MILITARY MEDICAL RESEARCH AND DEVELOPMENT		PASS-THROUGH	STANFORD UNIVERSITY	62615165-160775	32,067	
12.420	MILITARY MEDICAL RESEARCH AND DEVELOPMENT		PASS-THROUGH	THE CHILDREN'S HOSPITAL CORPORATION	20185149:5	(305)	
12.420	MILITARY MEDICAL RESEARCH AND DEVELOPMENT		PASS-THROUGH	THE GENERAL HOSPITAL CORPORATION	30052512	30,786	
12.420	MILITARY MEDICAL RESEARCH AND DEVELOPMENT		PASS-THROUGH	THE UNIVERSITY OF ALABAMA AT BIRMINGHAM	000516840-SC022-T002	2,002	
12.420	MILITARY MEDICAL RESEARCH AND DEVELOPMENT		PASS-THROUGH	THE UNIVERSITY OF ALABAMA AT BIRMINGHAM	A127043	5,009	
12.420	MILITARY MEDICAL RESEARCH AND DEVELOPMENT		PASS-THROUGH	TRANSLATIONAL GENOMICS RESEARCH INSTITUTE	Sub Narayanan-17-01	(9,282)	
					sub 668190		
12.420	MILITARY MEDICAL RESEARCH AND DEVELOPMENT		PASS-THROUGH	UNIVERSITY OF ARIZONA	(W81XWH2210319)	194,480	
					015354-00002/PO		
12.420	MILITARY MEDICAL RESEARCH AND DEVELOPMENT		PASS-THROUGH	UNIVERSITY OF CINCINNATI	4600024062	24,415	
12.420	MILITARY MEDICAL RESEARCH AND DEVELOPMENT		PASS-THROUGH	UNIVERSITY OF COLORADO SYSTEM	FY16 794 013	-	
12.420	MILITARY MEDICAL RESEARCH AND DEVELOPMENT		PASS-THROUGH	UNIVERSITY OF FLORIDA	20204040:1	240	
					sub F302463-1		
12.420	MILITARY MEDICAL RESEARCH AND DEVELOPMENT		PASS-THROUGH	UNIVERSITY OF MARYLAND, BALTIMORE	(W81XWH2020053)	(32)	
12.420	MILITARY MEDICAL RESEARCH AND DEVELOPMENT		PASS-THROUGH	UNIVERSITY OF MICHIGAN	SUBK00015734	6,321	
12.420	MILITARY MEDICAL RESEARCH AND DEVELOPMENT		PASS-THROUGH	UNIVERSITY OF MINNESOTA	89000 (W81XWH2110674)	29,603	
12.420	MILITARY MEDICAL RESEARCH AND DEVELOPMENT		PASS-THROUGH	UNIVERSITY OF NORTH CAROLINA SYSTEM	A141498	220,379	
12.420	MILITARY MEDICAL RESEARCH AND DEVELOPMENT		PASS-THROUGH	UNIVERSITY OF PENNSYLVANIA	578105 (W81XWH1910861)	14,150	
12.420	MILITARY MEDICAL RESEARCH AND DEVELOPMENT		PASS-THROUGH	UNIVERSITY OF PENNSYLVANIA	582686 (W81XWH2110590)	104,410	
12.420	MILITARY MEDICAL RESEARCH AND DEVELOPMENT		PASS-THROUGH	UNIVERSITY OF PENNSYLVANIA	A135838	18,486	
12.420	MILITARY MEDICAL RESEARCH AND DEVELOPMENT		PASS-THROUGH	UNIVERSITY OF PENNSYLVANIA	A137799	8,819	
				UNIVERSITY OF TEXAS HEALTH SCIENCE CENTER AT SAN			
12.420	MILITARY MEDICAL RESEARCH AND DEVELOPMENT		PASS-THROUGH	ANTONIO	170495/170514:03	121,803	
12.420	MILITARY MEDICAL RESEARCH AND DEVELOPMENT		PASS-THROUGH	UNIVERSITY OF UTAH	10057847-01-UCLA	68,892	
12.420	MILITARY MEDICAL RESEARCH AND DEVELOPMENT		PASS-THROUGH	UNIVERSITY OF UTAH	10058466-01:1	25,468	

University of California
Schedule of Expenditures of Federal Awards

For the Fiscal Year Ended June 30, 2024
(Expressed in Whole Dollars)

Assistance Listing Number	Federal Program Title	Additional Award Identification	Direct / Pass Through	Agency or Pass Through Entity	Pass Through No. or Other Identifier	Federal Expenditures	Funds Passed Through to Subrecipients
12.420	MILITARY MEDICAL RESEARCH AND DEVELOPMENT		PASS-THROUGH	UNIVERSITY OF VIRGINIA	GG12337	39,080	
12.420	MILITARY MEDICAL RESEARCH AND DEVELOPMENT		PASS-THROUGH	UNIVERSITY OF VIRGINIA	GR015237.SUB00001024	250,531	
12.420	MILITARY MEDICAL RESEARCH AND DEVELOPMENT		PASS-THROUGH	VETERANS MEDICAL RESEARCH FOUNDATION OF SAN DIEGO	099660000-325611	26,333	
12.420	MILITARY MEDICAL RESEARCH AND DEVELOPMENT		PASS-THROUGH	VETERANS MEDICAL RESEARCH FOUNDATION OF SAN DIEGO	Sub 20182080-01	106,314	
12.420	MILITARY MEDICAL RESEARCH AND DEVELOPMENT		PASS-THROUGH	VETERANS MEDICAL RESEARCH FOUNDATION OF SAN DIEGO	VPA NORMAN 315013	54,516	
12.420	MILITARY MEDICAL RESEARCH AND DEVELOPMENT		PASS-THROUGH	VETERANS MEDICAL RESEARCH FOUNDATION OF SAN DIEGO	VPA Norman 328164	44,574	
12.420	MILITARY MEDICAL RESEARCH AND DEVELOPMENT		PASS-THROUGH	VETERANS MEDICAL RESEARCH FOUNDATION OF SAN DIEGO	VPA Schiehser 326585	23,848	
12.420	MILITARY MEDICAL RESEARCH AND DEVELOPMENT		PASS-THROUGH	VETERANS MEDICAL RESEARCH FOUNDATION OF SAN DIEGO	VPA Afari (323660)	11,535	
12.420	MILITARY MEDICAL RESEARCH AND DEVELOPMENT		PASS-THROUGH	VETERANS MEDICAL RESEARCH FOUNDATION OF SAN DIEGO	112579741	20,108	
12.420	MILITARY MEDICAL RESEARCH AND DEVELOPMENT		PASS-THROUGH	VETERANS MEDICAL RESEARCH FOUNDATION OF SAN DIEGO	VPA ANDRE 325035	12,496	
12.420	MILITARY MEDICAL RESEARCH AND DEVELOPMENT		PASS-THROUGH	VETERANS MEDICAL RESEARCH FOUNDATION OF SAN DIEGO	VPA Angkaw 328165	12,499	
12.420	MILITARY MEDICAL RESEARCH AND DEVELOPMENT		PASS-THROUGH	VETERANS MEDICAL RESEARCH FOUNDATION OF SAN DIEGO	VPA Angkaw 328396	12,599	
12.420	MILITARY MEDICAL RESEARCH AND DEVELOPMENT		PASS-THROUGH	VETERANS MEDICAL RESEARCH FOUNDATION OF SAN DIEGO	VPA Bangen 326584	13,404	
12.420	MILITARY MEDICAL RESEARCH AND DEVELOPMENT		PASS-THROUGH	VETERANS MEDICAL RESEARCH FOUNDATION OF SAN DIEGO	VPA Bondi 326586	8,954	
12.420	MILITARY MEDICAL RESEARCH AND DEVELOPMENT		PASS-THROUGH	VETERANS MEDICAL RESEARCH FOUNDATION OF SAN DIEGO	VPA Chang 328476	63,049	
12.420	MILITARY MEDICAL RESEARCH AND DEVELOPMENT		PASS-THROUGH	VETERANS MEDICAL RESEARCH FOUNDATION OF SAN DIEGO	VPA Delano-Wood 326245	62,814	
12.420	MILITARY MEDICAL RESEARCH AND DEVELOPMENT		PASS-THROUGH	VETERANS MEDICAL RESEARCH FOUNDATION OF SAN DIEGO	VPA ETTENHOFER 324540	13,872	
12.420	MILITARY MEDICAL RESEARCH AND DEVELOPMENT		PASS-THROUGH	VETERANS MEDICAL RESEARCH FOUNDATION OF SAN DIEGO	VPA HARLE 328234	15,300	
12.420	MILITARY MEDICAL RESEARCH AND DEVELOPMENT		PASS-THROUGH	VETERANS MEDICAL RESEARCH FOUNDATION OF SAN DIEGO	VPA JAK 322924(W81XWH1910656)	60,896	
12.420	MILITARY MEDICAL RESEARCH AND DEVELOPMENT		PASS-THROUGH	VETERANS MEDICAL RESEARCH FOUNDATION OF SAN DIEGO	VPA JAK 323015	7,062	
12.420	MILITARY MEDICAL RESEARCH AND DEVELOPMENT		PASS-THROUGH	VETERANS MEDICAL RESEARCH FOUNDATION OF SAN DIEGO	VPA Jak 324328	19,623	
12.420	MILITARY MEDICAL RESEARCH AND DEVELOPMENT		PASS-THROUGH	VETERANS MEDICAL RESEARCH FOUNDATION OF SAN DIEGO	(W81XWH2010862)	22,295	
12.420	MILITARY MEDICAL RESEARCH AND DEVELOPMENT		PASS-THROUGH	VETERANS MEDICAL RESEARCH FOUNDATION OF SAN DIEGO	VPA Jak 328016	83,934	
12.420	MILITARY MEDICAL RESEARCH AND DEVELOPMENT		PASS-THROUGH	VETERANS MEDICAL RESEARCH FOUNDATION OF SAN DIEGO	(HT94252310230)	5,677	
12.420	MILITARY MEDICAL RESEARCH AND DEVELOPMENT		PASS-THROUGH	VETERANS MEDICAL RESEARCH FOUNDATION OF SAN DIEGO	VPA JAK 328128	95,887	
12.420	MILITARY MEDICAL RESEARCH AND DEVELOPMENT		PASS-THROUGH	VETERANS MEDICAL RESEARCH FOUNDATION OF SAN DIEGO	(HT94252310528)	24,104	
12.420	MILITARY MEDICAL RESEARCH AND DEVELOPMENT		PASS-THROUGH	VETERANS MEDICAL RESEARCH FOUNDATION OF SAN DIEGO	VPA LEUNG 323195(WH1910691)	55	
12.420	MILITARY MEDICAL RESEARCH AND DEVELOPMENT		PASS-THROUGH	VETERANS MEDICAL RESEARCH FOUNDATION OF SAN DIEGO	VPA Leung 327986	51,469	
12.420	MILITARY MEDICAL RESEARCH AND DEVELOPMENT		PASS-THROUGH	VETERANS MEDICAL RESEARCH FOUNDATION OF SAN DIEGO	VPA Leung 328220		
12.420	MILITARY MEDICAL RESEARCH AND DEVELOPMENT		PASS-THROUGH	VETERANS MEDICAL RESEARCH FOUNDATION OF SAN DIEGO	VPA Leung 328240		
12.420	MILITARY MEDICAL RESEARCH AND DEVELOPMENT		PASS-THROUGH	VETERANS MEDICAL RESEARCH FOUNDATION OF SAN DIEGO	VPA LEUNG W81XWH1910691		
12.420	MILITARY MEDICAL RESEARCH AND DEVELOPMENT		PASS-THROUGH	VETERANS MEDICAL RESEARCH FOUNDATION OF SAN DIEGO	VPA Liu 328382		
12.420	MILITARY MEDICAL RESEARCH AND DEVELOPMENT		PASS-THROUGH	VETERANS MEDICAL RESEARCH FOUNDATION OF SAN DIEGO	(HT94252310230)		

University of California
Schedule of Expenditures of Federal Awards

For the Fiscal Year Ended June 30, 2024
(Expressed in Whole Dollars)

Assistance Listing Number	Federal Program Title	Additional Award Identification	Direct / Pass Through	Agency or Pass Through Entity	Pass Through No. or Other Identifier	Federal Expenditures	Funds Passed Through to Subrecipients
12.420	MILITARY MEDICAL RESEARCH AND DEVELOPMENT		PASS-THROUGH	VETERANS MEDICAL RESEARCH FOUNDATION OF SAN DIEGO	VPA Merritt 327762	40,300	
12.420	MILITARY MEDICAL RESEARCH AND DEVELOPMENT		PASS-THROUGH	VETERANS MEDICAL RESEARCH FOUNDATION OF SAN DIEGO	VPA MORLAND 322923	12,018	
12.420	MILITARY MEDICAL RESEARCH AND DEVELOPMENT		PASS-THROUGH	VETERANS MEDICAL RESEARCH FOUNDATION OF SAN DIEGO	VPA NEWTON 324607	3,001	
12.420	MILITARY MEDICAL RESEARCH AND DEVELOPMENT		PASS-THROUGH	VETERANS MEDICAL RESEARCH FOUNDATION OF SAN DIEGO	VPA Norman 328132	44,768	
12.420	MILITARY MEDICAL RESEARCH AND DEVELOPMENT		PASS-THROUGH	VETERANS MEDICAL RESEARCH FOUNDATION OF SAN DIEGO	VPA Pittman 328130	8,717	
12.420	MILITARY MEDICAL RESEARCH AND DEVELOPMENT		PASS-THROUGH	VETERANS MEDICAL RESEARCH FOUNDATION OF SAN DIEGO	VPA Risbrough 326265	14,988	
12.420	MILITARY MEDICAL RESEARCH AND DEVELOPMENT		PASS-THROUGH	VETERANS MEDICAL RESEARCH FOUNDATION OF SAN DIEGO	VPA Risbrough 328498	3,007	
12.420	MILITARY MEDICAL RESEARCH AND DEVELOPMENT		PASS-THROUGH	VETERANS MEDICAL RESEARCH FOUNDATION OF SAN DIEGO	VPA Rutledge 326072 VPA Schiehser 321968	2,825	
12.420	MILITARY MEDICAL RESEARCH AND DEVELOPMENT		PASS-THROUGH	VETERANS MEDICAL RESEARCH FOUNDATION OF SAN DIEGO	110788676	22,486	
12.420	MILITARY MEDICAL RESEARCH AND DEVELOPMENT		PASS-THROUGH	VETERANS MEDICAL RESEARCH FOUNDATION OF SAN DIEGO	VPA TWAMLEY 323042	36,180	
12.420	MILITARY MEDICAL RESEARCH AND DEVELOPMENT		PASS-THROUGH	VETERANS MEDICAL RESEARCH FOUNDATION OF SAN DIEGO	VPA Yang 327656	24,735	
12.420	MILITARY MEDICAL RESEARCH AND DEVELOPMENT		PASS-THROUGH	YESHIVA UNIVERSITY	321220:1	136,557	
12.431	BASIC SCIENTIFIC RESEARCH		DIRECT	DEPARTMENT OF DEFENSE ARMY ENGINEERS/HUMPHREYS ENGINEER CENTER SUPPORT ACTIVITY, C		34,790,749	5,839,025
12.431	BASIC SCIENTIFIC RESEARCH		PASS-THROUGH	CALIFORNIA INSTITUTE OF TECHNOLOGY	W912HQ18C0102	79,357	
12.431	BASIC SCIENTIFIC RESEARCH		PASS-THROUGH	CALIFORNIA INSTITUTE OF TECHNOLOGY	S581392	164,993	
12.431	BASIC SCIENTIFIC RESEARCH		PASS-THROUGH	CALIFORNIA INSTITUTE OF TECHNOLOGY	Sub 438-1097279	(48)	
12.431	BASIC SCIENTIFIC RESEARCH		PASS-THROUGH	CALIFORNIA STATE UNIVERSITY, NORTHRIDGE	A19-0006-S001:7	35,410	
12.431	BASIC SCIENTIFIC RESEARCH		PASS-THROUGH	CARNEGIE MELLON UNIVERSITY	1130298-482668	28,413	
12.431	BASIC SCIENTIFIC RESEARCH		PASS-THROUGH	CARNEGIE MELLON UNIVERSITY	1990785-454378	115,724	
12.431	BASIC SCIENTIFIC RESEARCH		PASS-THROUGH	CARNEGIE MELLON UNIVERSITY	Kaserman 1130233-469803	271,168	
12.431	BASIC SCIENTIFIC RESEARCH		PASS-THROUGH	CDM SMITH INC.	6513-004-002-CS	438	
12.431	BASIC SCIENTIFIC RESEARCH		PASS-THROUGH	CITY UNIVERSITY OF NEW YORK	CM00008933-00	53,852	
12.431	BASIC SCIENTIFIC RESEARCH		PASS-THROUGH	DREXEL UNIVERSITY	940015	60,854	
12.431	BASIC SCIENTIFIC RESEARCH		PASS-THROUGH	DREXEL UNIVERSITY	940002/U0273737	1,658,923	628,252
12.431	BASIC SCIENTIFIC RESEARCH		PASS-THROUGH	DUKE UNIVERSITY	313-0838	184,968	
12.431	BASIC SCIENTIFIC RESEARCH		PASS-THROUGH	GEORGIA INSTITUTE OF TECHNOLOGY	AWD-001219-G1	89,598	
12.431	BASIC SCIENTIFIC RESEARCH		PASS-THROUGH	HARVARD UNIVERSITY	130423-5114248:1	(211)	
12.431	BASIC SCIENTIFIC RESEARCH		PASS-THROUGH	HARVARD UNIVERSITY	134373-5114507	211,687	
12.431	BASIC SCIENTIFIC RESEARCH		PASS-THROUGH	JOHNS HOPKINS UNIVERSITY	2003506204	189,078	
12.431	BASIC SCIENTIFIC RESEARCH		PASS-THROUGH	JOHNS HOPKINS UNIVERSITY	2004718190	84,278	
12.431	BASIC SCIENTIFIC RESEARCH		PASS-THROUGH	JOHNS HOPKINS UNIVERSITY	2005607573	36,787	
12.431	BASIC SCIENTIFIC RESEARCH		PASS-THROUGH	JOHNS HOPKINS UNIVERSITY	2003550747:13	20,271	
12.431	BASIC SCIENTIFIC RESEARCH		PASS-THROUGH	JOHNS HOPKINS UNIVERSITY	2004718191:11	186,230	
12.431	BASIC SCIENTIFIC RESEARCH		PASS-THROUGH	KANSAS STATE UNIVERSITY	A21-0235-S002	71,581	
12.431	BASIC SCIENTIFIC RESEARCH		PASS-THROUGH	LAWRENCE LIVERMORE NATIONAL SECURITY, LLC	B617445	(27,113)	
12.431	BASIC SCIENTIFIC RESEARCH		PASS-THROUGH	MASSACHUSETTS INSTITUTE OF TECHNOLOGY	S4660-PO #217710:11	167,871	
12.431	BASIC SCIENTIFIC RESEARCH		PASS-THROUGH	MASSACHUSETTS INSTITUTE OF TECHNOLOGY	S4660-PO217710:11	120,734	
12.431	BASIC SCIENTIFIC RESEARCH		PASS-THROUGH	MASSACHUSETTS INSTITUTE OF TECHNOLOGY	S5040:06	908,601	
12.431	BASIC SCIENTIFIC RESEARCH		PASS-THROUGH	MASSACHUSETTS INSTITUTE OF TECHNOLOGY	S6123/PO#990049	53,485	
12.431	BASIC SCIENTIFIC RESEARCH		PASS-THROUGH	MEDICAL TECHNOLOGY ENTERPRISE CONSORTIUM	A131954	3,624,641	2,008,671
12.431	BASIC SCIENTIFIC RESEARCH		PASS-THROUGH	NORTH CAROLINA STATE UNIVERSITY	PAM-P22-001238-SA01	187,346	

University of California
Schedule of Expenditures of Federal Awards

For the Fiscal Year Ended June 30, 2024
(Expressed in Whole Dollars)

Assistance Listing Number	Federal Program Title	Additional Award Identification	Direct / Pass Through	Agency or Pass Through Entity	Pass Through No. or Other Identifier	Federal Expenditures	Funds Passed Through to Subrecipients
12.431	BASIC SCIENTIFIC RESEARCH		PASS-THROUGH	OHIO STATE UNIVERSITY	SPC1000007047GR12905	246,762	
12.431	BASIC SCIENTIFIC RESEARCH		PASS-THROUGH	PENNSYLVANIA STATE UNIVERSITY	S002594-ACC	62,337	
12.431	BASIC SCIENTIFIC RESEARCH		PASS-THROUGH	PENNSYLVANIA STATE UNIVERSITY	S005216-ACC	19,561	
12.431	BASIC SCIENTIFIC RESEARCH		PASS-THROUGH	PRINCETON UNIVERSITY	SUB0000404:6	207,565	
12.431	BASIC SCIENTIFIC RESEARCH		PASS-THROUGH	STANFORD UNIVERSITY	62455187-163612	215,156	
12.431	BASIC SCIENTIFIC RESEARCH		PASS-THROUGH	STANFORD UNIVERSITY	62455475-163612	280,517	
12.431	BASIC SCIENTIFIC RESEARCH		PASS-THROUGH	STONY BROOK UNIVERSITY (A STATE UNIVERSITY OF NEW YORK			
12.431	BASIC SCIENTIFIC RESEARCH		PASS-THROUGH	CAMPU	95787-1178495-2	159,423	
12.431	BASIC SCIENTIFIC RESEARCH		PASS-THROUGH	THE TEXAS A&M UNIVERSITY SYSTEM	Sub M2203597	292,205	
12.431	BASIC SCIENTIFIC RESEARCH		PASS-THROUGH	UNIVERSITY OF COLORADO SYSTEM	1565194	35,523	
12.431	BASIC SCIENTIFIC RESEARCH		PASS-THROUGH	UNIVERSITY OF HOUSTON	R-23-0065	215,607	
12.431	BASIC SCIENTIFIC RESEARCH		PASS-THROUGH	UNIVERSITY OF MARYLAND, COLLEGE PARK	DOD00029-04:2	215,615	
12.431	BASIC SCIENTIFIC RESEARCH		PASS-THROUGH	UNIVERSITY OF MICHIGAN	3004628715	75,118	
12.431	BASIC SCIENTIFIC RESEARCH		PASS-THROUGH	UNIVERSITY OF MICHIGAN	SUBK00008376:12	265,656	
12.431	BASIC SCIENTIFIC RESEARCH		PASS-THROUGH	UNIVERSITY OF MICHIGAN	SUBK00013910	157,178	
12.431	BASIC SCIENTIFIC RESEARCH		PASS-THROUGH	UNIVERSITY OF MICHIGAN	SUBK00022128	119,468	
12.431	BASIC SCIENTIFIC RESEARCH		PASS-THROUGH	UNIVERSITY OF PENNSYLVANIA	574723	361,533	
12.431	BASIC SCIENTIFIC RESEARCH		PASS-THROUGH	UNIVERSITY OF PENNSYLVANIA	576798	194,421	
12.431	BASIC SCIENTIFIC RESEARCH		PASS-THROUGH	UNIVERSITY OF SOUTHERN CALIFORNIA	133572263	162,876	
12.431	BASIC SCIENTIFIC RESEARCH		PASS-THROUGH	UNIVERSITY OF SOUTHERN CALIFORNIA	140992089:5	121,303	
12.431	BASIC SCIENTIFIC RESEARCH		PASS-THROUGH	UNIVERSITY OF SOUTHERN CALIFORNIA	PO SC ON-00001458	92,368	
					Sub		
12.431	BASIC SCIENTIFIC RESEARCH		PASS-THROUGH	UNIVERSITY OF VERMONT	AWD00001349SUB00000443	102,498	
12.431	BASIC SCIENTIFIC RESEARCH		PASS-THROUGH	UNIVERSITY OF WASHINGTON	Sub UWSC10378	(8,670)	
					Sub 0000001470		
12.431	BASIC SCIENTIFIC RESEARCH		PASS-THROUGH	UNIVERSITY OF WISCONSIN-MADISON	(W911NF2110317)	47,852	
12.431	BASIC SCIENTIFIC RESEARCH		PASS-THROUGH	WASHINGTON STATE UNIVERSITY	141201 WSU001163	36,534	
12.431	BASIC SCIENTIFIC RESEARCH		PASS-THROUGH	WASHINGTON UNIVERSITY IN ST. LOUIS	WU220250	153,160	
12.431	BASIC SCIENTIFIC RESEARCH		PASS-THROUGH	WORCESTER POLYTECHNIC INSTITUTE	10520-GR	2	
12.450	FORT HUACHUCA ENVIRONMENTAL TRAINING		DIRECT	DEPARTMENT OF DEFENSE		61,591	
12.550	THE LANGUAGE FLAGSHIP GRANTS TO INSTITUTIONS OF HIGHER EDUCATION		PASS-THROUGH	INSTITUTE OF INTERNATIONAL EDUCATION, INC.	0054-UCLA-10-SSR-280	3,111	
12.550	THE LANGUAGE FLAGSHIP GRANTS TO INSTITUTIONS OF HIGHER EDUCATION		PASS-THROUGH	INSTITUTE OF INTERNATIONAL EDUCATION, INC.	BOR21-UCLA-9:5	337,110	
12.560	DOD, NDEP, DOTC-STEM EDUCATION OUTREACH IMPLEMENTATION		PASS-THROUGH	MILITARY HEALTH RESEARCH FOUNDATION	W81XWH22C0044/PO 0137	15,672	
12.630	BASIC, APPLIED, AND ADVANCED RESEARCH IN SCIENCE AND ENGINEERING		DIRECT	DEPARTMENT OF DEFENSE		11,334,142	1,144,545
12.630	BASIC, APPLIED, AND ADVANCED RESEARCH IN SCIENCE AND ENGINEERING		PASS-THROUGH	ADVANCED REGENERATIVE MANUFACTURING INSTITUTE, INC.	T0173-B	298,338	
12.630	BASIC, APPLIED, AND ADVANCED RESEARCH IN SCIENCE AND ENGINEERING		PASS-THROUGH	CORNELL UNIVERSITY	sub 141417-21518	533,260	
12.630	BASIC, APPLIED, AND ADVANCED RESEARCH IN SCIENCE AND ENGINEERING		PASS-THROUGH	LEIDOS, INC.	Sub P010250777	313,414	
12.630	BASIC, APPLIED, AND ADVANCED RESEARCH IN SCIENCE AND ENGINEERING		PASS-THROUGH	MISSISSIPPI STATE UNIVERSITY	060500.364114.01	7,716	
12.630	BASIC, APPLIED, AND ADVANCED RESEARCH IN SCIENCE AND ENGINEERING		PASS-THROUGH	NORTHROP GRUMMAN CORPORATION	SUB 5300028373	74,560	
12.630	BASIC, APPLIED, AND ADVANCED RESEARCH IN SCIENCE AND ENGINEERING		PASS-THROUGH	PENNSYLVANIA STATE UNIVERSITY	4957-UCD-ARMY-0045	181,180	
12.630	BASIC, APPLIED, AND ADVANCED RESEARCH IN SCIENCE AND ENGINEERING		PASS-THROUGH	SRCCO INC.	2023-JU-3135 (TBD)	8,341,391	5,844,938

University of California
Schedule of Expenditures of Federal Awards

For the Fiscal Year Ended June 30, 2024
(Expressed in Whole Dollars)

Assistance Listing Number	Federal Program Title	Additional Award Identification	Direct / Pass Through	Agency or Pass Through Entity	Pass Through No. or Other Identifier	Federal Expenditures	Funds Passed Through to Subrecipients
12.630	BASIC, APPLIED, AND ADVANCED RESEARCH IN SCIENCE AND ENGINEERING		PASS-THROUGH	UNIVERSITY OF HAWAII SYSTEM	MA1806 (HR0011-22-C-0134)	1,065,177	
12.630	BASIC, APPLIED, AND ADVANCED RESEARCH IN SCIENCE AND ENGINEERING		PASS-THROUGH	UNIVERSITY OF ILLINOIS URBANA-CHAMPAIGN	088831-16649:10	4,525	
12.630	BASIC, APPLIED, AND ADVANCED RESEARCH IN SCIENCE AND ENGINEERING		PASS-THROUGH	UNIVERSITY OF ILLINOIS URBANA-CHAMPAIGN	088831-19224:04	1,202,662	
12.630	BASIC, APPLIED, AND ADVANCED RESEARCH IN SCIENCE AND ENGINEERING		PASS-THROUGH	UNIVERSITY OF NOTRE DAME DU LAC	Sub 203278UCSD (2018-JU-2776)	(24,076)	
12.630	BASIC, APPLIED, AND ADVANCED RESEARCH IN SCIENCE AND ENGINEERING		PASS-THROUGH	UNIVERSITY OF NOTRE DAME DU LAC	Subaward 203278UCSD-Kummel	(9,205)	
12.630	BASIC, APPLIED, AND ADVANCED RESEARCH IN SCIENCE AND ENGINEERING		PASS-THROUGH	UNIVERSITY OF PENNSYLVANIA	572622	37,646	
12.630	BASIC, APPLIED, AND ADVANCED RESEARCH IN SCIENCE AND ENGINEERING		PASS-THROUGH	UNIVERSITY OF PENNSYLVANIA	586938	183,851	
12.630	BASIC, APPLIED, AND ADVANCED RESEARCH IN SCIENCE AND ENGINEERING		PASS-THROUGH	UNIVERSITY OF PENNSYLVANIA	572622/PO # 5101626	(3)	
12.630	BASIC, APPLIED, AND ADVANCED RESEARCH IN SCIENCE AND ENGINEERING		PASS-THROUGH	UNIVERSITY OF PENNSYLVANIA	Sub 572622(W911NF-17-2-0181)	(145,948)	
12.630	BASIC, APPLIED, AND ADVANCED RESEARCH IN SCIENCE AND ENGINEERING		PASS-THROUGH	UNIVERSITY OF PENNSYLVANIA	Sub 586938 (W911NF-17-2-0181)	639,981	
12.630	BASIC, APPLIED, AND ADVANCED RESEARCH IN SCIENCE AND ENGINEERING		PASS-THROUGH	UNIVERSITY OF TEXAS AT DALLAS	NEST-23-C-004/23011493	26,040	
12.630	BASIC, APPLIED, AND ADVANCED RESEARCH IN SCIENCE AND ENGINEERING		PASS-THROUGH	UNIVERSITY OF WASHINGTON	UWSC11927	(2,249)	
12.630	BASIC, APPLIED, AND ADVANCED RESEARCH IN SCIENCE AND ENGINEERING		PASS-THROUGH	VANDERBILT UNIVERSITY	Sub OSA00000151	29,860	
12.631	SCIENCE, TECHNOLOGY, ENGINEERING AND MATHEMATICS (STEM) EDUCATIONAL PROGRAM: SCIENCE, MATHEMATICS AND RESEARCH FOR TRANSFORMATION (SMART)		DIRECT	DEPARTMENT OF DEFENSE		1,755,347	
12.631	SCIENCE, TECHNOLOGY, ENGINEERING AND MATHEMATICS (STEM) EDUCATIONAL PROGRAM: SCIENCE, MATHEMATICS AND RESEARCH FOR TRANSFORMATION (SMART)		PASS-THROUGH	LMI GOVERNMENT CONSULTING	A20-2873	9,706	
12.740	PAST CONFLICT ACCOUNTING		PASS-THROUGH	HENRY M. JACKSON FOUNDATION FOR THE ADVANCEMENT OF MILITARY	5986	14,878	
12.740	PAST CONFLICT ACCOUNTING		PASS-THROUGH	HENRY M. JACKSON FOUNDATION FOR THE ADVANCEMENT OF MILITARY	6027	182,490	
12.740	PAST CONFLICT ACCOUNTING		PASS-THROUGH	HENRY M. JACKSON FOUNDATION FOR THE ADVANCEMENT OF MILITARY	6392	13,127	
12.740	PAST CONFLICT ACCOUNTING		PASS-THROUGH	UNIVERSITY OF HAWAII AT MANOA	MA1997	5,520	
12.750	UNIFORMED SERVICES UNIVERSITY MEDICAL RESEARCH PROJECTS		DIRECT	DEPARTMENT OF DEFENSE		5,646,406	
12.750	UNIFORMED SERVICES UNIVERSITY MEDICAL RESEARCH PROJECTS		PASS-THROUGH	GENEVA FOUNDATION	A142840	70,491	
12.750	UNIFORMED SERVICES UNIVERSITY MEDICAL RESEARCH PROJECTS		PASS-THROUGH	HENRY M. JACKSON FOUNDATION FOR THE ADVANCEMENT OF MILITARY	1062681-6155-67277	85,459	
12.750	UNIFORMED SERVICES UNIVERSITY MEDICAL RESEARCH PROJECTS		PASS-THROUGH	HENRY M. JACKSON FOUNDATION FOR THE ADVANCEMENT OF MILITARY	6008 (HU00012220022)	546,670	
12.750	UNIFORMED SERVICES UNIVERSITY MEDICAL RESEARCH PROJECTS		PASS-THROUGH	HENRY M. JACKSON FOUNDATION FOR THE ADVANCEMENT OF MILITARY	A132802	84,154	
12.750	UNIFORMED SERVICES UNIVERSITY MEDICAL RESEARCH PROJECTS		PASS-THROUGH	HENRY M. JACKSON FOUNDATION FOR THE ADVANCEMENT OF MILITARY	A136529	321,088	
12.750	UNIFORMED SERVICES UNIVERSITY MEDICAL RESEARCH PROJECTS		PASS-THROUGH	HENRY M. JACKSON FOUNDATION FOR THE ADVANCEMENT OF MILITARY	A138952	(15,054,098)	
12.750	UNIFORMED SERVICES UNIVERSITY MEDICAL RESEARCH PROJECTS		PASS-THROUGH	HENRY M. JACKSON FOUNDATION FOR THE ADVANCEMENT OF MILITARY	A141818	29,468,183	

University of California
Schedule of Expenditures of Federal Awards

For the Fiscal Year Ended June 30, 2024
(Expressed in Whole Dollars)

Assistance Listing Number	Federal Program Title	Additional Award Identification	Direct / Pass Through	Agency or Pass Through Entity	Pass Through No. or Other Identifier	Federal Expenditures	Funds Passed Through to Subrecipients
12.750	UNIFORMED SERVICES UNIVERSITY MEDICAL RESEARCH PROJECTS		PASS-THROUGH	HENRY M. JACKSON FOUNDATION FOR THE ADVANCEMENT OF MILITARY	A143125	1,939,232	
12.750	UNIFORMED SERVICES UNIVERSITY MEDICAL RESEARCH PROJECTS		PASS-THROUGH	HENRY M. JACKSON FOUNDATION FOR THE ADVANCEMENT OF MILITARY	Sub 4911(HU00011920025)	168,452	
12.750	UNIFORMED SERVICES UNIVERSITY MEDICAL RESEARCH PROJECTS		PASS-THROUGH	HENRY M. JACKSON FOUNDATION FOR THE ADVANCEMENT OF MILITARY	Sub 5359 (HU00012020031)	(224,485)	
12.750	UNIFORMED SERVICES UNIVERSITY MEDICAL RESEARCH PROJECTS		PASS-THROUGH	HENRY M. JACKSON FOUNDATION FOR THE ADVANCEMENT OF MILITARY	Sub 5731 (HU00012120033)	(309,896)	
12.800	AIR FORCE DEFENSE RESEARCH SCIENCES PROGRAM	COVID-19	DIRECT	DEPARTMENT OF DEFENSE		(9,144)	
12.800	AIR FORCE DEFENSE RESEARCH SCIENCES PROGRAM		DIRECT	DEPARTMENT OF DEFENSE		43,146,014	9,442,335
12.800	AIR FORCE DEFENSE RESEARCH SCIENCES PROGRAM		PASS-THROUGH	ARIZONA STATE UNIVERSITY	ASUB00001496	30,039	
12.800	AIR FORCE DEFENSE RESEARCH SCIENCES PROGRAM		PASS-THROUGH	BIOINDUSTRIAL MANUFACTURING AND DESIGN ECOSYSTEM	T-PC01-A-03-0076	22,030	
12.800	AIR FORCE DEFENSE RESEARCH SCIENCES PROGRAM		PASS-THROUGH	BIOINDUSTRIAL MANUFACTURING AND DESIGN ECOSYSTEM	T-PC02-A-04-0075	201,719	
12.800	AIR FORCE DEFENSE RESEARCH SCIENCES PROGRAM		PASS-THROUGH	CALIFORNIA INSTITUTE OF TECHNOLOGY	S394857	305,807	
12.800	AIR FORCE DEFENSE RESEARCH SCIENCES PROGRAM		PASS-THROUGH	CALIFORNIA INSTITUTE OF TECHNOLOGY	S414979	213,439	
12.800	AIR FORCE DEFENSE RESEARCH SCIENCES PROGRAM		PASS-THROUGH	CALIFORNIA INSTITUTE OF TECHNOLOGY	S415023	86,402	
12.800	AIR FORCE DEFENSE RESEARCH SCIENCES PROGRAM		PASS-THROUGH	CITY UNIVERSITY OF NEW YORK	CM00009264-01	34,998	
12.800	AIR FORCE DEFENSE RESEARCH SCIENCES PROGRAM		PASS-THROUGH	CORNELL UNIVERSITY	141145-21480	143,844	
12.800	AIR FORCE DEFENSE RESEARCH SCIENCES PROGRAM		PASS-THROUGH	CORNELL UNIVERSITY	84713-11113	58,543	
12.800	AIR FORCE DEFENSE RESEARCH SCIENCES PROGRAM		PASS-THROUGH	DCS CORPORATION	FPH21-S006	63,752	
12.800	AIR FORCE DEFENSE RESEARCH SCIENCES PROGRAM		PASS-THROUGH	GEORGIA TECH RESEARCH CORPORATION	AWD-001454-G1	127,641	
12.800	AIR FORCE DEFENSE RESEARCH SCIENCES PROGRAM		PASS-THROUGH	HARVARD UNIVERSITY	130427-5114546:03	650,040	
12.800	AIR FORCE DEFENSE RESEARCH SCIENCES PROGRAM		PASS-THROUGH	HARVARD UNIVERSITY	130427-5114550	148,285	
12.800	AIR FORCE DEFENSE RESEARCH SCIENCES PROGRAM		PASS-THROUGH	LINCOLN LABORATORY	Sub 7000499402	58,600	
12.800	AIR FORCE DEFENSE RESEARCH SCIENCES PROGRAM		PASS-THROUGH	MASSACHUSETTS INSTITUTE OF TECHNOLOGY	s6149	10,678	
12.800	AIR FORCE DEFENSE RESEARCH SCIENCES PROGRAM		PASS-THROUGH	MASSACHUSETTS INSTITUTE OF TECHNOLOGY	S6157 PO#963492	218,075	
12.800	AIR FORCE DEFENSE RESEARCH SCIENCES PROGRAM		PASS-THROUGH	MAXENTRIC TECHNOLOGIES LLC	UCSD-4350-CPN	153,162	
12.800	AIR FORCE DEFENSE RESEARCH SCIENCES PROGRAM		PASS-THROUGH	NANO-BIO MANUFACTURING CONSORTIUM	NB18-20-22	(23)	
12.800	AIR FORCE DEFENSE RESEARCH SCIENCES PROGRAM		PASS-THROUGH	NANO-BIO MANUFACTURING CONSORTIUM	NB18-24-41	35,856	
12.800	AIR FORCE DEFENSE RESEARCH SCIENCES PROGRAM		PASS-THROUGH	PENNSYLVANIA STATE UNIVERSITY	S001882-AFOSR	151,758	
12.800	AIR FORCE DEFENSE RESEARCH SCIENCES PROGRAM		PASS-THROUGH	PRINCETON UNIVERSITY	SUB0000748	125,498	
12.800	AIR FORCE DEFENSE RESEARCH SCIENCES PROGRAM		PASS-THROUGH	PRINCETON UNIVERSITY	SUB0000752	43,382	
12.800	AIR FORCE DEFENSE RESEARCH SCIENCES PROGRAM		PASS-THROUGH	PURDUE UNIVERSITY	13000716-058	336,480	
12.800	AIR FORCE DEFENSE RESEARCH SCIENCES PROGRAM		PASS-THROUGH	RENSSELAER POLYTECHNIC INSTITUTE	A21-0129-S001:05	58,416	
12.800	AIR FORCE DEFENSE RESEARCH SCIENCES PROGRAM		PASS-THROUGH	SRI INTERNATIONAL	37644	24,006	
12.800	AIR FORCE DEFENSE RESEARCH SCIENCES PROGRAM		PASS-THROUGH	STANFORD UNIVERSITY	62658434-184333	196,448	
12.800	AIR FORCE DEFENSE RESEARCH SCIENCES PROGRAM		PASS-THROUGH	STANFORD UNIVERSITY	62741612-204669	202,568	
12.800	AIR FORCE DEFENSE RESEARCH SCIENCES PROGRAM		PASS-THROUGH	STANFORD UNIVERSITY	62900577-204048	(2,225)	
12.800	AIR FORCE DEFENSE RESEARCH SCIENCES PROGRAM		PASS-THROUGH	STATE UNIVERSITY OF NEW YORK	SB220198-GDP1	484,729	
12.800	AIR FORCE DEFENSE RESEARCH SCIENCES PROGRAM		PASS-THROUGH	STONY BROOK UNIVERSITY (A STATE UNIVERSITY OF NEW YORK)			
12.800	AIR FORCE DEFENSE RESEARCH SCIENCES PROGRAM		PASS-THROUGH	CAMPU	87240/2/1159338	93	
12.800	AIR FORCE DEFENSE RESEARCH SCIENCES PROGRAM		PASS-THROUGH	STONY BROOK UNIVERSITY (A STATE UNIVERSITY OF NEW YORK)			
12.800	AIR FORCE DEFENSE RESEARCH SCIENCES PROGRAM		PASS-THROUGH	CAMPU	96824/1180970/2	127,148	
12.800	AIR FORCE DEFENSE RESEARCH SCIENCES PROGRAM		PASS-THROUGH	UNIVERSITY OF CENTRAL FLORIDA	24086226- GR102560	155,493	
12.800	AIR FORCE DEFENSE RESEARCH SCIENCES PROGRAM		PASS-THROUGH	UNIVERSITY OF CENTRAL FLORIDA	24086226-05	201,256	
12.800	AIR FORCE DEFENSE RESEARCH SCIENCES PROGRAM		PASS-THROUGH	UNIVERSITY OF COLORADO BOULDER	1563929	240,690	
12.800	AIR FORCE DEFENSE RESEARCH SCIENCES PROGRAM		PASS-THROUGH	UNIVERSITY OF COLORADO BOULDER	Sub 1563562 (FA9550-22-1-0211)	160,193	
12.800	AIR FORCE DEFENSE RESEARCH SCIENCES PROGRAM		PASS-THROUGH	UNIVERSITY OF FLORIDA	SUB00001782	110,696	
12.800	AIR FORCE DEFENSE RESEARCH SCIENCES PROGRAM		PASS-THROUGH	UNIVERSITY OF FLORIDA	SUB00002931:3	96,451	
12.800	AIR FORCE DEFENSE RESEARCH SCIENCES PROGRAM		PASS-THROUGH	UNIVERSITY OF ILLINOIS URBANA-CHAMPAIGN	113535-19669:01	9,993	
12.800	AIR FORCE DEFENSE RESEARCH SCIENCES PROGRAM		PASS-THROUGH	UNIVERSITY OF MINNESOTA	A007638501:04	66,206	

University of California
Schedule of Expenditures of Federal Awards

For the Fiscal Year Ended June 30, 2024
(Expressed in Whole Dollars)

Assistance Listing Number	Federal Program Title	Additional Award Identification	Direct / Pass Through	Agency or Pass Through Entity	Pass Through No. or Other Identifier	Federal Expenditures	Funds Passed Through to Subrecipients
12.800	AIR FORCE DEFENSE RESEARCH SCIENCES PROGRAM		PASS-THROUGH	UNIVERSITY OF NEW MEXICO	271704- 870D	414,233	
12.800	AIR FORCE DEFENSE RESEARCH SCIENCES PROGRAM		PASS-THROUGH	UNIVERSITY OF ROCHESTER	SUB00000744/UR FAO:	153,155	
12.800	AIR FORCE DEFENSE RESEARCH SCIENCES PROGRAM		PASS-THROUGH	UNIVERSITY OF TENNESSEE	A23-0483-S002	51,616	
12.800	AIR FORCE DEFENSE RESEARCH SCIENCES PROGRAM		PASS-THROUGH	UNIVERSITY OF TEXAS AT AUSTIN	Sub UTA19-000774	(20,006)	
12.800	AIR FORCE DEFENSE RESEARCH SCIENCES PROGRAM		PASS-THROUGH	UNIVERSITY OF TEXAS AT AUSTIN	UT AUS-SUB000000690	138,035	
12.800	AIR FORCE DEFENSE RESEARCH SCIENCES PROGRAM		PASS-THROUGH	UNIVERSITY OF TEXAS AT AUSTIN	UT AUS-SUB000000951:1	82,629	
12.800	AIR FORCE DEFENSE RESEARCH SCIENCES PROGRAM		PASS-THROUGH	UNIVERSITY OF TEXAS RIO GRANDE VALLEY	FA9550-23-1-0715-UCL	2,403	
12.800	AIR FORCE DEFENSE RESEARCH SCIENCES PROGRAM		PASS-THROUGH	UNIVERSITY OF UTAH	10059059-04-UCSB	258,568	
12.800	AIR FORCE DEFENSE RESEARCH SCIENCES PROGRAM		PASS-THROUGH	VANDERBILT UNIVERSITY	OSA00000043	83,138	
12.810	AIR FORCE MEDICAL RESEARCH AND DEVELOPMENT		PASS-THROUGH	AMPHP, INC.	A23-1156	13,257	
12.901	MATHEMATICAL SCIENCES GRANTS		DIRECT	DEPARTMENT OF DEFENSE		19,083	
12.905	CYBERSECURITY CORE CURRICULUM		DIRECT	DEPARTMENT OF DEFENSE		407,051	25,000
12.910	RESEARCH AND TECHNOLOGY DEVELOPMENT		DIRECT	DEPARTMENT OF DEFENSE		32,716,334	10,227,814
12.910	RESEARCH AND TECHNOLOGY DEVELOPMENT		PASS-THROUGH	AUTONOMOUS THERAPEUTICS INC.	D19AC00004	(85,181)	
12.910	RESEARCH AND TECHNOLOGY DEVELOPMENT		PASS-THROUGH	BATTELLE MEMORIAL INSTITUTE	HR0011-24-C-0370	155,369	
12.910	RESEARCH AND TECHNOLOGY DEVELOPMENT		PASS-THROUGH	BOSTON UNIVERSITY	4500003487	187,820	
12.910	RESEARCH AND TECHNOLOGY DEVELOPMENT		PASS-THROUGH	CALIFORNIA INSTITUTE OF TECHNOLOGY	S489438	287,830	
12.910	RESEARCH AND TECHNOLOGY DEVELOPMENT		PASS-THROUGH	CALIFORNIA INSTITUTE OF TECHNOLOGY	S545106	382,293	
12.910	RESEARCH AND TECHNOLOGY DEVELOPMENT		PASS-THROUGH	COLUMBIA UNIVERSITY	4(GG017183-05)	17,820	
12.910	RESEARCH AND TECHNOLOGY DEVELOPMENT		PASS-THROUGH	COLUMBIA UNIVERSITY	Sub 1 GG013623-01	91,569	
12.910	RESEARCH AND TECHNOLOGY DEVELOPMENT		PASS-THROUGH	GEORGIA INSTITUTE OF TECHNOLOGY	AWD-004086-S4	268,558	
12.910	RESEARCH AND TECHNOLOGY DEVELOPMENT		PASS-THROUGH	GEORGIA TECH RESEARCH CORPORATION	AWD-005824-S2	7,146	
12.910	RESEARCH AND TECHNOLOGY DEVELOPMENT		PASS-THROUGH	HP INC.	HPL-MM-UCSB-0007-1	5,501	
12.910	RESEARCH AND TECHNOLOGY DEVELOPMENT		PASS-THROUGH	ICAHN SCHOOL OF MEDICINE AT MOUNT SINAI	0258-A951-4609:3	319,141	
12.910	RESEARCH AND TECHNOLOGY DEVELOPMENT		PASS-THROUGH	LEIDOS, INC.	30074545/P010250769	422,360	
12.910	RESEARCH AND TECHNOLOGY DEVELOPMENT		PASS-THROUGH	MONTANA STATE UNIVERSITY	G173-19-W7329:9	(7,685)	
12.910	RESEARCH AND TECHNOLOGY DEVELOPMENT		PASS-THROUGH	MSB ASSOCIATES	A22-0570-001	273,281	
12.910	RESEARCH AND TECHNOLOGY DEVELOPMENT		PASS-THROUGH	NORTHEASTERN UNIVERSITY	505232-78050	(30,879)	
12.910	RESEARCH AND TECHNOLOGY DEVELOPMENT		PASS-THROUGH	NORTHROP GRUMMAN CORPORATION	5300058251	639,773	
12.910	RESEARCH AND TECHNOLOGY DEVELOPMENT		PASS-THROUGH	NOVATEUR RESEARCH SOLUTIONS, LLC	HR0011150926 UCSD-SUBK	4,077	
12.910	RESEARCH AND TECHNOLOGY DEVELOPMENT		PASS-THROUGH	PURDUE UNIVERSITY	13000933-008	492,899	
12.910	RESEARCH AND TECHNOLOGY DEVELOPMENT		PASS-THROUGH	SRI INTERNATIONAL	PO81527	586,317	31,999
12.910	RESEARCH AND TECHNOLOGY DEVELOPMENT		PASS-THROUGH	STANFORD UNIVERSITY	A138105	203,616	
12.910	RESEARCH AND TECHNOLOGY DEVELOPMENT		PASS-THROUGH	STANFORD UNIVERSITY	SUB 62459357-155611.	3,680	
12.910	RESEARCH AND TECHNOLOGY DEVELOPMENT		PASS-THROUGH	STANFORD UNIVERSITY	SUB 62459362-155611	(34)	
12.910	RESEARCH AND TECHNOLOGY DEVELOPMENT		PASS-THROUGH	STANFORD UNIVERSITY	SUB 62780870 -155611	(388,354)	
12.910	RESEARCH AND TECHNOLOGY DEVELOPMENT		PASS-THROUGH	STANFORD UNIVERSITY	SUB 62781442- 155611	56,814	
12.910	RESEARCH AND TECHNOLOGY DEVELOPMENT		PASS-THROUGH	STANFORD UNIVERSITY	SUB 62781443 -155611	12,662	
12.910	RESEARCH AND TECHNOLOGY DEVELOPMENT		PASS-THROUGH	STANFORD UNIVERSITY	Sub 63022088-155611	302,597	
12.910	RESEARCH AND TECHNOLOGY DEVELOPMENT		PASS-THROUGH	STATE UNIVERSITY OF NEW YORK	2020-916	1,124,485	
12.910	RESEARCH AND TECHNOLOGY DEVELOPMENT		PASS-THROUGH	STONY BROOK UNIVERSITY (A STATE UNIVERSITY OF NEW YORK			
12.910	RESEARCH AND TECHNOLOGY DEVELOPMENT		PASS-THROUGH	CAMPU	87770/2/116045	39,836	
12.910	RESEARCH AND TECHNOLOGY DEVELOPMENT		PASS-THROUGH	THE TEXAS A&M UNIVERSITY SYSTEM	A132997	23,790	
12.910	RESEARCH AND TECHNOLOGY DEVELOPMENT		PASS-THROUGH	UNIVERSITY OF COLORADO SYSTEM	1550652:9	(8,520)	
12.910	RESEARCH AND TECHNOLOGY DEVELOPMENT		PASS-THROUGH	UNIVERSITY OF FLORIDA	SUB00003619	123,776	
12.910	RESEARCH AND TECHNOLOGY DEVELOPMENT		PASS-THROUGH	UNIVERSITY OF ILLINOIS URBANA-CHAMPAIGN	112774-19499	157,049	
12.910	RESEARCH AND TECHNOLOGY DEVELOPMENT		PASS-THROUGH	UNIVERSITY OF MIAMI	OS00000982	359,029	
12.910	RESEARCH AND TECHNOLOGY DEVELOPMENT		PASS-THROUGH	UNIVERSITY OF MICHIGAN	SUBK00018272	7,141	
12.910	RESEARCH AND TECHNOLOGY DEVELOPMENT		PASS-THROUGH	UNIVERSITY OF MICHIGAN	SUBK00019987	119,390	
12.910	RESEARCH AND TECHNOLOGY DEVELOPMENT		PASS-THROUGH	UNIVERSITY OF MICHIGAN	SUBK00021894	20,904	
12.910	RESEARCH AND TECHNOLOGY DEVELOPMENT		PASS-THROUGH	UNIVERSITY OF MICHIGAN	SUBK00021922	42,310	
12.910	RESEARCH AND TECHNOLOGY DEVELOPMENT		PASS-THROUGH	UNIVERSITY OF MINNESOTA	Sub A008043201	(26,641)	
12.910	RESEARCH AND TECHNOLOGY DEVELOPMENT		PASS-THROUGH	UNIVERSITY OF NORTH CAROLINA AT CHAPEL HILL	A134638	1,348,273	

University of California
Schedule of Expenditures of Federal Awards

For the Fiscal Year Ended June 30, 2024
(Expressed in Whole Dollars)

Assistance Listing Number	Federal Program Title	Additional Award Identification	Direct / Pass Through	Agency or Pass Through Entity	Pass Through No. or Other	Federal Expenditures	Funds Passed Through to Subrecipients
					Identifier		
12.910	RESEARCH AND TECHNOLOGY DEVELOPMENT		PASS-THROUGH	UNIVERSITY OF NOTRE DAME DU LAC	204368UCB	448,330	
12.910	RESEARCH AND TECHNOLOGY DEVELOPMENT		PASS-THROUGH	UNIVERSITY OF SOUTHERN CALIFORNIA	125049675	111,800	
12.910	RESEARCH AND TECHNOLOGY DEVELOPMENT		PASS-THROUGH	UNIVERSITY OF SOUTHERN CALIFORNIA	123878062:8	(22,676)	
12.910	RESEARCH AND TECHNOLOGY DEVELOPMENT		PASS-THROUGH	UNIVERSITY OF SOUTHERN CALIFORNIA	134700428:6	152,312	
12.910	RESEARCH AND TECHNOLOGY DEVELOPMENT		PASS-THROUGH	UNIVERSITY OF SOUTHERN CALIFORNIA	140937689:3	45,277	
12.910	RESEARCH AND TECHNOLOGY DEVELOPMENT		PASS-THROUGH	UNIVERSITY OF SOUTHERN CALIFORNIA	SCON-00004676:3	62,074	
12.910	RESEARCH AND TECHNOLOGY DEVELOPMENT		PASS-THROUGH	UNIVERSITY OF TEXAS AT AUSTIN	UTAUS-SUB00000409:3	177,054	
12.910	RESEARCH AND TECHNOLOGY DEVELOPMENT		PASS-THROUGH	UNIVERSITY OF TEXAS AT DALLAS	2109526	202,555	
12.910	RESEARCH AND TECHNOLOGY DEVELOPMENT		PASS-THROUGH	UNIVERSITY OF TEXAS AT DALLAS	1705120:4	(323)	
12.910	RESEARCH AND TECHNOLOGY DEVELOPMENT		PASS-THROUGH	UNIVERSITY OF TEXAS AT DALLAS	2109526:7	405,726	
12.910	RESEARCH AND TECHNOLOGY DEVELOPMENT		PASS-THROUGH	UNIVERSITY OF VIRGINIA	AWD-002903 SUB0000006	306,649	
12.910	RESEARCH AND TECHNOLOGY DEVELOPMENT		PASS-THROUGH	UNIVERSITY OF VIRGINIA	GR102912.SUB00001078	40,227	
12.910	RESEARCH AND TECHNOLOGY DEVELOPMENT		PASS-THROUGH	UNIVERSITY OF VIRGINIA	GR102914.SUB000001079	97,439	
12.910	RESEARCH AND TECHNOLOGY DEVELOPMENT		PASS-THROUGH	WASHINGTON UNIVERSITY IN ST. LOUIS	Sub WU-23-0555	145,780	
12.910	RESEARCH AND TECHNOLOGY DEVELOPMENT		PASS-THROUGH	YALE UNIVERSITY	CON-80004642(GR121357)	112,559	
12.RD	FEDERAL CONTRACTS		DIRECT	DEPARTMENT OF DEFENSE		32,621,446	3,499,110
12.RD	FEDERAL CONTRACTS		PASS-THROUGH	ACCENTURE FEDERAL SERVICES LLC	BRIAR-UCR	141,864	
12.RD	FEDERAL CONTRACTS		PASS-THROUGH	ACCENTURE FEDERAL SERVICES LLC	S000636	90,265	
12.RD	FEDERAL CONTRACTS		PASS-THROUGH	ADVANCED COOLING TECHNOLOGIES, INC.	48600	69,428	
12.RD	FEDERAL CONTRACTS		PASS-THROUGH	ADVANCED TECHNOLOGY INTERNATIONAL	2022-379:01	1,795,419	758,523
12.RD	FEDERAL CONTRACTS		PASS-THROUGH	ADVANCED TECHNOLOGY INTERNATIONAL	2024-322	60,382	
12.RD	FEDERAL CONTRACTS		PASS-THROUGH	ADVANCED TECHNOLOGY INTERNATIONAL	MTEC-23-06-USAMRDC-M	215,740	
12.RD	FEDERAL CONTRACTS		PASS-THROUGH	AMETHYST RESEARCH, INC.	SB220208	72,400	
					23-FAA-202684-		
12.RD	FEDERAL CONTRACTS		PASS-THROUGH	AUBURN UNIVERSITY	UCRIVERSIDE	20,562	
12.RD	FEDERAL CONTRACTS		PASS-THROUGH	BAE SYSTEMS PLC	1141088	69,621	
12.RD	FEDERAL CONTRACTS		PASS-THROUGH	BC CANCER AGENCY	A143280	2,885	
12.RD	FEDERAL CONTRACTS		PASS-THROUGH	BOOZ ALLEN HAMILTON INC.	20230936	239,322	
12.RD	FEDERAL CONTRACTS		PASS-THROUGH	CAPESYM INC.	056946	65,975	
12.RD	FEDERAL CONTRACTS		PASS-THROUGH	CDM SMITH INC.	6562-001-001-CS	25,487	
12.RD	FEDERAL CONTRACTS		PASS-THROUGH	CHARLES RIVER ANALYTICS, INC.	SC1936106	(23,464)	
12.RD	FEDERAL CONTRACTS		PASS-THROUGH	CHARLES RIVER ANALYTICS, INC.	SC2222102	87,608	
12.RD	FEDERAL CONTRACTS		PASS-THROUGH	CLARKSON AEROSPACE CORP.	UCB21-1-0460	(9,984)	
12.RD	FEDERAL CONTRACTS		PASS-THROUGH	CODAGENIX INC.	A21-4194	31,085	
12.RD	FEDERAL CONTRACTS		PASS-THROUGH	COLOMBO PLAN SECRETARIAT	DAP-2021-RG-099	144,736	
12.RD	FEDERAL CONTRACTS		PASS-THROUGH	COLOMBO PLAN SECRETARIAT	DAP-2023-RG-099	168,429	
12.RD	FEDERAL CONTRACTS		PASS-THROUGH	COLORADO SCHOOL OF MINES	402654-402656-7201	53,185	
12.RD	FEDERAL CONTRACTS		PASS-THROUGH	COLUMBIA UNIVERSITY	8(GG018338-06)	1,561,001	
12.RD	FEDERAL CONTRACTS		PASS-THROUGH	CORNELL UNIVERSITY	145105-21914	255,653	
12.RD	FEDERAL CONTRACTS		PASS-THROUGH	DONALD DANFORTH PLANT SCIENCE CENTER	23107-CR	191,646	
12.RD	FEDERAL CONTRACTS		PASS-THROUGH	DUKE UNIVERSITY	313-000044	173,360	
12.RD	FEDERAL CONTRACTS		PASS-THROUGH	EOSPACE INC.	30124676	75,119	
12.RD	FEDERAL CONTRACTS		PASS-THROUGH	GALOIS, INC.	2023-009	254,370	
12.RD	FEDERAL CONTRACTS		PASS-THROUGH	GE GLOBAL RESEARCH	401152372	223,547	
12.RD	FEDERAL CONTRACTS		PASS-THROUGH	GENERAL ELECTRIC COMPANY	401176065	184,768	
12.RD	FEDERAL CONTRACTS		PASS-THROUGH	GENEVA FOUNDATION	S-10747-01	130,049	
12.RD	FEDERAL CONTRACTS		PASS-THROUGH	GEORGIA TECH RESEARCH CORPORATION	AWD-004308-S7	803,922	
12.RD	FEDERAL CONTRACTS		PASS-THROUGH	GRIFFITH UNIVERSITY	54941/W81XWH211095	414,002	
12.RD	FEDERAL CONTRACTS		PASS-THROUGH	HALEY & ALDRICH, INC.	0200876-000	30,088	
12.RD	FEDERAL CONTRACTS		PASS-THROUGH	HAMILTON SUNDSTRAND CORPORATION	201454124	194,923	
12.RD	FEDERAL CONTRACTS		PASS-THROUGH	HENNINGSON, DURHAM & RICHARDSON P.C.	1000300001953	144	
12.RD	FEDERAL CONTRACTS		PASS-THROUGH	HENNINGSON, DURHAM & RICHARDSON P.C.	1000300002437	3,984	
				HENRY M. JACKSON FOUNDATION FOR THE ADVANCEMENT OF			
12.RD	FEDERAL CONTRACTS		PASS-THROUGH	MILITARY	6014	317,585	

University of California
Schedule of Expenditures of Federal Awards

For the Fiscal Year Ended June 30, 2024
(Expressed in Whole Dollars)

Assistance Listing Number	Federal Program Title	Additional Award Identification	Direct / Pass Through	Agency or Pass Through Entity	Pass Through No. or Other	Federal Expenditures	Funds Passed Through to Subrecipients
					Identifier		
12.RD	FEDERAL CONTRACTS		PASS-THROUGH	HRL LABORATORIES, LLC	21004-213644-QS	297,395	
12.RD	FEDERAL CONTRACTS		PASS-THROUGH	HUNTINGTON INGALLS INDUSTRIES, INC.	P000053450	51,869	
12.RD	FEDERAL CONTRACTS		PASS-THROUGH	IMMUNANT, INC.	2023-001	28,786	
12.RD	FEDERAL CONTRACTS		PASS-THROUGH	INTELLIGENT OPTICAL SYSTEMS, INC.	IOS #3304	(7,013)	
12.RD	FEDERAL CONTRACTS		PASS-THROUGH	JET PROPULSION LABORATORY	1684169	87,851	40,000
12.RD	FEDERAL CONTRACTS		PASS-THROUGH	JET PROPULSION LABORATORY	1693602	3,217	
12.RD	FEDERAL CONTRACTS		PASS-THROUGH	JET PROPULSION LABORATORY	RSA 1693002	39,360	
12.RD	FEDERAL CONTRACTS		PASS-THROUGH	JOHNS HOPKINS UNIVERSITY	2006185242	96,220	
12.RD	FEDERAL CONTRACTS		PASS-THROUGH	JOHNS HOPKINS UNIVERSITY	134841 CLIN 02	(6,320)	
12.RD	FEDERAL CONTRACTS		PASS-THROUGH	JOHNS HOPKINS UNIVERSITY	134920:2	(258)	
12.RD	FEDERAL CONTRACTS		PASS-THROUGH	JOHNS HOPKINS UNIVERSITY	2005504018:1	(2,732)	
12.RD	FEDERAL CONTRACTS		PASS-THROUGH	KITWARE, INC.	K003623-00-S01	281,610	
12.RD	FEDERAL CONTRACTS		PASS-THROUGH	KITWARE, INC.	K003905-00-S02	124,707	
12.RD	FEDERAL CONTRACTS		PASS-THROUGH	LAWRENCE LIVERMORE NATIONAL SECURITY, LLC	B645188	75,036	
12.RD	FEDERAL CONTRACTS		PASS-THROUGH	LAWRENCE LIVERMORE NATIONAL SECURITY, LLC	B656480	340,552	
12.RD	FEDERAL CONTRACTS		PASS-THROUGH	LAWRENCE LIVERMORE NATIONAL SECURITY, LLC	B661841	51,417	
12.RD	FEDERAL CONTRACTS		PASS-THROUGH	LEIDOS, INC.	10296705	563,274	
12.RD	FEDERAL CONTRACTS		PASS-THROUGH	LEIDOS, INC.	PO10306210	211,303	
12.RD	FEDERAL CONTRACTS		PASS-THROUGH	LINCOLN LABORATORY	7000605487	24,210	
12.RD	FEDERAL CONTRACTS		PASS-THROUGH	MASSACHUSETTS INSTITUTE OF TECHNOLOGY	7000590556	60,363	
12.RD	FEDERAL CONTRACTS		PASS-THROUGH	MASSACHUSETTS INSTITUTE OF TECHNOLOGY	N66001-23-C-4513	213,651	
12.RD	FEDERAL CONTRACTS		PASS-THROUGH	MASSACHUSETTS INSTITUTE OF TECHNOLOGY	PO 7000569902	89,160	
12.RD	FEDERAL CONTRACTS		PASS-THROUGH	MAXENTRIC TECHNOLOGIES LLC	Sub UCSD-4359-FPN	27,051	
12.RD	FEDERAL CONTRACTS		PASS-THROUGH	MEDICAL TECHNOLOGY ENTERPRISE CONSORTIUM	A135560	545,032	
12.RD	FEDERAL CONTRACTS		PASS-THROUGH	MEDPACE, INC.	AKB-9778-CI-6001	6,639	
12.RD	FEDERAL CONTRACTS		PASS-THROUGH	MICHIGAN STATE UNIVERSITY	RC114565 - UCSB	43,350	
12.RD	FEDERAL CONTRACTS		PASS-THROUGH	MILITARY HEALTH RESEARCH FOUNDATION	FA8650-20-2-6104	49,995	
12.RD	FEDERAL CONTRACTS		PASS-THROUGH	MILITARY HEALTH RESEARCH FOUNDATION	SC-17-01	68,100	
12.RD	FEDERAL CONTRACTS		PASS-THROUGH	MONDE WIRELESS INC.	MW2022-02	15,257	
12.RD	FEDERAL CONTRACTS		PASS-THROUGH	MONDE WIRELESS INC.	MW2023-01	42,341	
12.RD	FEDERAL CONTRACTS		PASS-THROUGH	MONDE WIRELESS INC.	MW2023-02	123	
12.RD	FEDERAL CONTRACTS		PASS-THROUGH	NATIONAL TECHNOLOGY & ENGINEERING SOLUTIONS OF SANDIA, LLC	2487915	57,689	
12.RD	FEDERAL CONTRACTS		PASS-THROUGH	NATIONAL UNIVERSITY OF SINGAPORE	RL2016-157	3,155	
12.RD	FEDERAL CONTRACTS		PASS-THROUGH	NEAR EAST SOUTH ASIA CENTER FOR STRATEGIC STUDIES	20201233	(79,066)	
12.RD	FEDERAL CONTRACTS		PASS-THROUGH	NEXUS PHOTONICS, INC.	FA8649-21-P-0958	(17,035)	
12.RD	FEDERAL CONTRACTS		PASS-THROUGH	NEXUS PHOTONICS, INC.	HR001120C0135 SUB	658,298	
12.RD	FEDERAL CONTRACTS		PASS-THROUGH	NEXUS PHOTONICS, INC.	HR001122C0017UCLA	(292,021)	
12.RD	FEDERAL CONTRACTS		PASS-THROUGH	NEXUS PHOTONICS, INC.	N0002424CT011SUB	40,518	
12.RD	FEDERAL CONTRACTS		PASS-THROUGH	NORTHEASTERN UNIVERSITY	504174-78051	352,254	
12.RD	FEDERAL CONTRACTS		PASS-THROUGH	NORTHEASTERN UNIVERSITY	505219-78050	60,850	
12.RD	FEDERAL CONTRACTS		PASS-THROUGH	NORTHROP GRUMMAN CORPORATION	PO 5300067300	75,026	
12.RD	FEDERAL CONTRACTS		PASS-THROUGH	NORTHROP GRUMMAN CORPORATION	PO# 5300012899	215,124	
12.RD	FEDERAL CONTRACTS		PASS-THROUGH	OCEANIT LABORATORIES, INC.	SB230168	354,078	
12.RD	FEDERAL CONTRACTS		PASS-THROUGH	OCEANIT LABORATORIES, INC.	SB240077	201,103	
12.RD	FEDERAL CONTRACTS		PASS-THROUGH	OPTO-KNOWLEDGE SYSTEMS, INC.	289-UCLA	41,958	
12.RD	FEDERAL CONTRACTS		PASS-THROUGH	OXFORD DEFENSE NORTH CAROLINA LLC	140D0422C0006	1,979	
12.RD	FEDERAL CONTRACTS		PASS-THROUGH	OXFORD DEFENSE NORTH CAROLINA LLC	SB230231	95,921	
12.RD	FEDERAL CONTRACTS		PASS-THROUGH	PALO ALTO RESEARCH CENTER LLC	P316754	102,915	
12.RD	FEDERAL CONTRACTS		PASS-THROUGH	PENNSYLVANIA STATE UNIVERSITY	4939-UCR-ARMY-0045	640,239	
12.RD	FEDERAL CONTRACTS		PASS-THROUGH	PENNSYLVANIA STATE UNIVERSITY	S003605-SRC	403,526	
12.RD	FEDERAL CONTRACTS		PASS-THROUGH	PENNSYLVANIA STATE UNIVERSITY	S23-11	77,454	
12.RD	FEDERAL CONTRACTS		PASS-THROUGH	PERATON LABS INC.	PO-0A23033	290,826	
12.RD	FEDERAL CONTRACTS		PASS-THROUGH	PERCEPTONICS SOLUTIONS, INC.	20233659	10,306	

University of California
Schedule of Expenditures of Federal Awards

For the Fiscal Year Ended June 30, 2024
(Expressed in Whole Dollars)

Assistance Listing Number	Federal Program Title	Additional Award Identification	Direct / Pass Through	Agency or Pass Through Entity	Pass Through No. or Other Identifier	Federal Expenditures	Funds Passed Through to Subrecipients
12.RD	FEDERAL CONTRACTS		PASS-THROUGH	PI RADIO INC.	SB220194	(3,503)	
12.RD	FEDERAL CONTRACTS		PASS-THROUGH	PPG INDUSTRIES, INC.	EPO-00342876	130,063	
12.RD	FEDERAL CONTRACTS		PASS-THROUGH	PRINCETON INFRARED TECHNOLOGIES, INC.	PIT c029-102623	10,455	
12.RD	FEDERAL CONTRACTS		PASS-THROUGH	PURDUE UNIVERSITY	13001218	399,226	
12.RD	FEDERAL CONTRACTS		PASS-THROUGH	PURDUE UNIVERSITY	13000844-035	66,661	
12.RD	FEDERAL CONTRACTS		PASS-THROUGH	PURDUE UNIVERSITY	13001218-056	137,000	
12.RD	FEDERAL CONTRACTS		PASS-THROUGH	PURDUE UNIVERSITY	Sub 13001218-059	319,064	
12.RD	FEDERAL CONTRACTS		PASS-THROUGH	PURDUE UNIVERSITY	SUB 13001441-063	80,588	
12.RD	FEDERAL CONTRACTS		PASS-THROUGH	RADIABEAM TECHNOLOGIES, LLC	20204571	(3)	
12.RD	FEDERAL CONTRACTS		PASS-THROUGH	RAYTHEON COMPANY	PO #4202769152	852,859	
12.RD	FEDERAL CONTRACTS		PASS-THROUGH	RE2 LLC	19-400-0001-2008-STA	(145)	
12.RD	FEDERAL CONTRACTS		PASS-THROUGH	RESEARCH TRIANGLE INSTITUTE	35-312-0216908-67083L	25,625	
12.RD	FEDERAL CONTRACTS		PASS-THROUGH	RICE UNIVERSITY	R18719	37,450	
12.RD	FEDERAL CONTRACTS		PASS-THROUGH	ROCHESTER SCIENTIFIC, LLC	050967	56,179	
12.RD	FEDERAL CONTRACTS		PASS-THROUGH	RTX CORPORATION	2609741	702,133	
12.RD	FEDERAL CONTRACTS		PASS-THROUGH	SAFT AMERICA INC.	2021_Saft_0064	800,301	
12.RD	FEDERAL CONTRACTS		PASS-THROUGH	SAN DIEGO STATE UNIVERSITY	D9203-10 SA952 A2 5A974A	230,859	
12.RD	FEDERAL CONTRACTS		PASS-THROUGH	SEMI	20212868	29,882	
12.RD	FEDERAL CONTRACTS		PASS-THROUGH	SEMICONDUCTOR RESEARCH CORPORATION	2018-JU-2778	199,006	125,976
12.RD	FEDERAL CONTRACTS		PASS-THROUGH	SIEMENS CORPORATION	207-01	97,204	
12.RD	FEDERAL CONTRACTS		PASS-THROUGH	SILATRONIX, INC.	N00014-21-C-1075	53,824	
12.RD	FEDERAL CONTRACTS		PASS-THROUGH	SOAR TECHNOLOGY, INC.	0000172	229	
12.RD	FEDERAL CONTRACTS		PASS-THROUGH	SOFAR OCEAN TECHNOLOGIES, INC.	SB230167	58,493	
12.RD	FEDERAL CONTRACTS		PASS-THROUGH	SPINAL SINGULARITY, INC.	Sub 30232755		
12.RD	FEDERAL CONTRACTS		PASS-THROUGH	SRI INTERNATIONAL	(W81XWH1910370)	124,167	
12.RD	FEDERAL CONTRACTS		PASS-THROUGH	SRI INTERNATIONAL	PO59979:3	289	
12.RD	FEDERAL CONTRACTS		PASS-THROUGH	SRI INTERNATIONAL	PO65612:3	231,752	
12.RD	FEDERAL CONTRACTS		PASS-THROUGH	SRI INTERNATIONAL	PO81013:2	124,623	
12.RD	FEDERAL CONTRACTS		PASS-THROUGH	SRI INTERNATIONAL	PO81453	174,677	
12.RD	FEDERAL CONTRACTS		PASS-THROUGH	SRI INTERNATIONAL	Sub PO92680 (HR0011-24-C-0394)	82,916	
12.RD	FEDERAL CONTRACTS		PASS-THROUGH	STANFORD UNIVERSITY	63241569-307388	159,074	
12.RD	FEDERAL CONTRACTS		PASS-THROUGH	STRATEGIC ENVIRONMENTAL RESEARCH DEVELOPMENT PROGRAM	W912HQ20C0056	357,455	48,121
12.RD	FEDERAL CONTRACTS		PASS-THROUGH	SYSTEMS & TECHNOLOGY RESEARCH LLC	2022-0011	(4,342)	
12.RD	FEDERAL CONTRACTS		PASS-THROUGH	SYSTEMS & TECHNOLOGY RESEARCH LLC	2022-0030	290,803	
12.RD	FEDERAL CONTRACTS		PASS-THROUGH	SYSTEMS VISIONS, LLC	N68335-21-C-0818	37,344	
12.RD	FEDERAL CONTRACTS		PASS-THROUGH	TELEDYNE SCIENTIFIC & IMAGING, LLC	PO00166990	6,704	
12.RD	FEDERAL CONTRACTS		PASS-THROUGH	TELEDYNE SCIENTIFIC & IMAGING, LLC	PO00170662	104,907	
12.RD	FEDERAL CONTRACTS		PASS-THROUGH	TELEDYNE SCIENTIFIC & IMAGING, LLC	PO00170663	148,504	
12.RD	FEDERAL CONTRACTS		PASS-THROUGH	THE UNIVERSITY OF ALABAMA AT BIRMINGHAM	A141013	6,618	
12.RD	FEDERAL CONTRACTS		PASS-THROUGH	TOURNITEK INC.	A141067	9,907	
12.RD	FEDERAL CONTRACTS		PASS-THROUGH	TRANSWAVE PHOTONICS, LLC	A22BT007-P2-S-1	38,182	
12.RD	FEDERAL CONTRACTS		PASS-THROUGH	UES, INC.	S-215-208-001	52,881	
12.RD	FEDERAL CONTRACTS		PASS-THROUGH	ULTRA-LOW LOSS TECHNOLOGIES, INC.	SB210043	24,652	
12.RD	FEDERAL CONTRACTS		PASS-THROUGH	UNIVERSITY OF ALASKA SYSTEM	PO551512	39,174	
12.RD	FEDERAL CONTRACTS		PASS-THROUGH	UNIVERSITY OF COLORADO BOULDER	1560821	46,278	
12.RD	FEDERAL CONTRACTS		PASS-THROUGH	UNIVERSITY OF COLORADO BOULDER	1564136	93,939	
12.RD	FEDERAL CONTRACTS		PASS-THROUGH	UNIVERSITY OF COLORADO BOULDER	1565352	17,849	
12.RD	FEDERAL CONTRACTS		PASS-THROUGH	UNIVERSITY OF COLORADO DENVER	FY24.883.002	16,727	
12.RD	FEDERAL CONTRACTS		PASS-THROUGH	UNIVERSITY OF FLORIDA	SUB00003964	96,386	
12.RD	FEDERAL CONTRACTS		PASS-THROUGH	UNIVERSITY OF HAWAII SYSTEM	MA1755	56,011	

University of California
Schedule of Expenditures of Federal Awards

For the Fiscal Year Ended June 30, 2024
(Expressed in Whole Dollars)

Assistance Listing Number	Federal Program Title	Additional Award Identification	Pass Through No. or Other Identifier		Funds Passed Through to Subrecipients
			Direct / Pass Through	Agency or Pass Through Entity	
12.RD	FEDERAL CONTRACTS	PASS-THROUGH	UNIVERSITY OF ILLINOIS CHICAGO	17695	5,450
12.RD	FEDERAL CONTRACTS	PASS-THROUGH	UNIVERSITY OF ILLINOIS URBANA-CHAMPAIGN	106961-19482:01	226,463
12.RD	FEDERAL CONTRACTS	PASS-THROUGH	UNIVERSITY OF ILLINOIS URBANA-CHAMPAIGN	112788-19617:01	397,505
12.RD	FEDERAL CONTRACTS	PASS-THROUGH	UNIVERSITY OF MARYLAND, COLLEGE PARK	Sub 124815-Z9057301	96,204
12.RD	FEDERAL CONTRACTS	PASS-THROUGH	UNIVERSITY OF MARYLAND, COLLEGE PARK	SUBCONTRACT NO 21036	396,037
12.RD	FEDERAL CONTRACTS	PASS-THROUGH	UNIVERSITY OF MISSOURI	C00080373-1	77,522
12.RD	FEDERAL CONTRACTS	PASS-THROUGH	UNIVERSITY OF NORTH CAROLINA AT CHARLOTTE	20190588-01-UCR	64,782
12.RD	FEDERAL CONTRACTS	PASS-THROUGH	UNIVERSITY OF NORTH DAKOTA	UND0027265	23,593
12.RD	FEDERAL CONTRACTS	PASS-THROUGH	UNIVERSITY OF NORTH DAKOTA	UND0027945	103,100
12.RD	FEDERAL CONTRACTS	PASS-THROUGH	UNIVERSITY OF NORTH DAKOTA	UND0029135	43,574
12.RD	FEDERAL CONTRACTS	PASS-THROUGH	UNIVERSITY OF OREGON	251820A	86,009
12.RD	FEDERAL CONTRACTS	PASS-THROUGH	UNIVERSITY OF OXFORD	A135531	99
12.RD	FEDERAL CONTRACTS	PASS-THROUGH	UNIVERSITY OF PENNSYLVANIA	587975:1	130,880
12.RD	FEDERAL CONTRACTS	PASS-THROUGH	UNIVERSITY OF PITTSBURGH	FY2022-18613-SVC:3	287,309
12.RD	FEDERAL CONTRACTS	PASS-THROUGH	UNIVERSITY OF ROCHESTER	SUB00000458AM1 / UR	13,673
12.RD	FEDERAL CONTRACTS	PASS-THROUGH	UNIVERSITY OF SOUTHERN CALIFORNIA	SCON-00002885	158,992
12.RD	FEDERAL CONTRACTS	PASS-THROUGH	UNIVERSITY OF SOUTHERN CALIFORNIA	SCON-00006018	13,641
12.RD	FEDERAL CONTRACTS	PASS-THROUGH	UNIVERSITY OF TEXAS HEALTH SCIENCE CENTER AT SAN ANTONIO	174049/174031	75
12.RD	FEDERAL CONTRACTS	PASS-THROUGH	UNIVERSITY OF VIRGINIA	GI18518.156870	(10,203)
12.RD	FEDERAL CONTRACTS	PASS-THROUGH	VANDERBILT UNIVERSITY	OSA00000141	305,986
12.RD	FEDERAL CONTRACTS	PASS-THROUGH	VESCENT PHOTONICS, INC	SB240008	20,480
12.RD	FEDERAL CONTRACTS	PASS-THROUGH	VETERANS MEDICAL RESEARCH FOUNDATION OF SAN DIEGO	100430001-325414	52,839
12.RD	FEDERAL CONTRACTS	PASS-THROUGH	VIRGINIA COMMONWEALTH UNIVERSITY	FP00018183_SA002	13,939
12.RD	FEDERAL CONTRACTS	PASS-THROUGH	VIRGINIA POLYTECHNIC INSTITUTE AND STATE UNIVERSITY	sub 325101-19A28	2,346
12.RD	FEDERAL CONTRACTS	PASS-THROUGH	WOODS HOLE OCEANOGRAPHIC INSTITUTION	A101629 / 13241600	204,018
13.RD	FEDERAL CONTRACTS	PASS-THROUGH	JOHNS HOPKINS UNIVERSITY	2006081431	167,432
13.RD	FEDERAL CONTRACTS	PASS-THROUGH	SYSTEMS & TECHNOLOGY RESEARCH LLC	140D0423C0035/2023-0046	224,901
14.506	GENERAL RESEARCH AND TECHNOLOGY ACTIVITY	DIRECT	DEPARTMENT OF HOUSING AND URBAN DEVELOPMENT (HUD)		86,150
14.536	RESEARCH AND EVALUATIONS, DEMONSTRATIONS, AND DATA ANALYSIS AND UTILIZATION	DIRECT	DEPARTMENT OF HOUSING AND URBAN DEVELOPMENT (HUD)		173,672
14.536	RESEARCH AND EVALUATIONS, DEMONSTRATIONS, AND DATA ANALYSIS AND UTILIZATION	PASS-THROUGH	UNIVERSITY OF PENNSYLVANIA	586766	176,207
14.900	LEAD-BASED PAINT HAZARD CONTROL IN PRIVATELY-OWNED HOUSING	PASS-THROUGH	OHIO STATE UNIVERSITY	GR122800/SPC-1000004	28,446
15.015	GOOD NEIGHBOR AUTHORITY	DIRECT	DEPARTMENT OF THE INTERIOR (DOI)		103,453
15.069	ZOONOTIC DISEASE INITIATIVE	PASS-THROUGH	CALIFORNIA DEPARTMENT OF FISH AND WILDLIFE	P2380017	72,468
15.225	RECREATION RESOURCE MANAGEMENT (DELETED IN 2020)	PASS-THROUGH	DUKE UNIVERSITY	A140579	81,571
15.229	WILD HORSE AND BURRO RESOURCE MANAGEMENT	PASS-THROUGH	UTAH STATE UNIVERSITY	205071-884	7,941
15.231	FISH, WILDLIFE AND PLANT CONSERVATION RESOURCE MANAGEMENT	DIRECT	DEPARTMENT OF THE INTERIOR (DOI)		87,615
15.232	JOINT FIRE SCIENCE PROGRAM	DIRECT	DEPARTMENT OF THE INTERIOR (DOI)		137,246
15.233	FOREST AND WOODLANDS RESOURCE MANAGEMENT	DIRECT	DEPARTMENT OF THE INTERIOR (DOI)		2,249
15.245	PLANT CONSERVATION AND RESTORATION MANAGEMENT	DIRECT	DEPARTMENT OF THE INTERIOR (DOI)		28,656
15.245	PLANT CONSERVATION AND RESTORATION MANAGEMENT	PASS-THROUGH	COOPERATIVE ECOSYSTEM STUDIES UNITS	L23AC00674	32,023
15.246	THREATENED AND ENDANGERED SPECIES	DIRECT	DEPARTMENT OF THE INTERIOR (DOI)		232,048
15.247	WILDLIFE RESOURCE MANAGEMENT	DIRECT	DEPARTMENT OF THE INTERIOR (DOI)		46,303
15.423	BUREAU OF OCEAN ENERGY MANAGEMENT (BOEM) ENVIRONMENTAL STUDIES (ES)	DIRECT	DEPARTMENT OF THE INTERIOR (DOI)		1,270,463
15.441	SAFETY AND ENVIRONMENTAL RESEARCH AND DATA COLLECTION FOR OFFSHORE ENERGY AND MINERAL ACTIVITIES	PASS-THROUGH	TEXAS A&M UNIVERSITY - COLLEGE STATION	M2102645	56,178

University of California
Schedule of Expenditures of Federal Awards

For the Fiscal Year Ended June 30, 2024
(Expressed in Whole Dollars)

Assistance Listing Number	Federal Program Title	Additional Award Identification	Direct / Pass Through	Agency or Pass Through Entity	Pass Through No. or Other Identifier	Federal Expenditures	Funds Passed Through to Subrecipients
15.506	WATER DESALINATION RESEARCH AND DEVELOPMENT		DIRECT	DEPARTMENT OF THE INTERIOR (DOI)		302,353	
15.506	WATER DESALINATION RESEARCH AND DEVELOPMENT		PASS-THROUGH	UNIVERSITY OF COLORADO SYSTEM	1559200:02	51,855	
15.512	CENTRAL VALLEY IMPROVEMENT ACT, TITLE XXXIV		DIRECT	DEPARTMENT OF THE INTERIOR (DOI)		6,334,499	15,518
15.512	CENTRAL VALLEY IMPROVEMENT ACT, TITLE XXXIV		PASS-THROUGH	CALIFORNIA DELTA STEWARDSHIP COUNCIL	18210	(1,061)	
15.512	CENTRAL VALLEY IMPROVEMENT ACT, TITLE XXXIV		PASS-THROUGH	CALIFORNIA DELTA STEWARDSHIP COUNCIL	DSC-21011	276,406	
15.512	CENTRAL VALLEY IMPROVEMENT ACT, TITLE XXXIV		PASS-THROUGH	CALIFORNIA DELTA STEWARDSHIP COUNCIL	DSC21023	40,280	
15.512	CENTRAL VALLEY IMPROVEMENT ACT, TITLE XXXIV		PASS-THROUGH	CALIFORNIA DELTA STEWARDSHIP COUNCIL	DSC-21027	163,623	
15.514	RECLAMATION STATES EMERGENCY DROUGHT RELIEF		PASS-THROUGH	EL DORADO COUNTY WATER AGENCY	Y20-5211	13,983	
15.514	RECLAMATION STATES EMERGENCY DROUGHT RELIEF		PASS-THROUGH	UC AGRICULTURE AND NATURAL RESOURCES	SA20-5211-01	115,312	
15.517	FISH AND WILDLIFE COORDINATION ACT		DIRECT	DEPARTMENT OF THE INTERIOR (DOI)		4,851	
15.533	CALIFORNIA WATER SECURITY AND ENVIRONMENTAL ENHANCEMENT		DIRECT	DEPARTMENT OF THE INTERIOR (DOI)		(70,557)	
15.554	COOPERATIVE WATERSHED MANAGEMENT		DIRECT	DEPARTMENT OF THE INTERIOR (DOI)		4,950	
15.554	COOPERATIVE WATERSHED MANAGEMENT		PASS-THROUGH	BUREAU OF RECLAMATION	140R8121P0096	20,152	
15.557	APPLIED SCIENCE GRANTS		DIRECT	DEPARTMENT OF THE INTERIOR (DOI)		136,347	
15.560	SECURE WATER ACT – RESEARCH AGREEMENTS		DIRECT	DEPARTMENT OF THE INTERIOR (DOI)		547,091	146,714
15.564	CENTRAL VALLEY PROJECT CONSERVATION		DIRECT	DEPARTMENT OF THE INTERIOR (DOI)		363,268	
15.608	FISH AND WILDLIFE MANAGEMENT ASSISTANCE		DIRECT	DEPARTMENT OF THE INTERIOR (DOI)		20,928	
15.615	COOPERATIVE ENDANGERED SPECIES CONSERVATION FUND		PASS-THROUGH	CALIFORNIA DEPARTMENT OF FISH AND WILDLIFE	F23AP00463-00	23,163	
15.615	COOPERATIVE ENDANGERED SPECIES CONSERVATION FUND		PASS-THROUGH	CALIFORNIA DEPARTMENT OF FISH AND WILDLIFE	P2081014	(350)	
15.615	COOPERATIVE ENDANGERED SPECIES CONSERVATION FUND		PASS-THROUGH	CALIFORNIA DEPARTMENT OF FISH AND WILDLIFE	Q1982002	(520)	
15.615	COOPERATIVE ENDANGERED SPECIES CONSERVATION FUND		PASS-THROUGH	CALIFORNIA DEPARTMENT OF FISH AND WILDLIFE	Q2140401	33,271	
15.615	COOPERATIVE ENDANGERED SPECIES CONSERVATION FUND		PASS-THROUGH	CALIFORNIA DEPARTMENT OF FISH AND WILDLIFE	Q2186001	88,047	
15.615	COOPERATIVE ENDANGERED SPECIES CONSERVATION FUND		PASS-THROUGH	CALIFORNIA DEPARTMENT OF FISH AND WILDLIFE	Q2280112	136,881	
15.628	MULTISTATE CONSERVATION GRANT		PASS-THROUGH	CORNELL UNIVERSITY	145892-22060	16,655	
15.630	COASTAL		DIRECT	DEPARTMENT OF THE INTERIOR (DOI)		3,875	
15.634	STATE WILDLIFE GRANTS		PASS-THROUGH	ALASKA DEPARTMENT OF FISH AND GAME	COOP-23-062	21,162	
15.634	STATE WILDLIFE GRANTS		PASS-THROUGH	CALIFORNIA DEPARTMENT OF FISH AND WILDLIFE	P2380009	114,980	
15.648	CENTRAL VALLEY PROJECT IMPROVEMENT ACT (CVPIA)		DIRECT	DEPARTMENT OF THE INTERIOR (DOI)		97,284	
15.654	NATIONAL WILDLIFE REFUGE SYSTEM ENHANCEMENTS		DIRECT	DEPARTMENT OF THE INTERIOR (DOI)		24,892	
15.655	MIGRATORY BIRD MONITORING, ASSESSMENT AND CONSERVATION		DIRECT	DEPARTMENT OF THE INTERIOR (DOI)		101,027	
15.657	ENDANGERED SPECIES RECOVERY IMPLEMENTATION		DIRECT	DEPARTMENT OF THE INTERIOR (DOI)		665,660	
15.657	ENDANGERED SPECIES RECOVERY IMPLEMENTATION		PASS-THROUGH	ZOOLOGICAL SOCIETY OF SAN DIEGO	20223569	27,698	
15.657	ENDANGERED SPECIES RECOVERY IMPLEMENTATION		PASS-THROUGH	ZOOLOGICAL SOCIETY OF SAN DIEGO	A21-0829-001	114,656	51,344
					CS-29243-24 Sub		
15.657	ENDANGERED SPECIES RECOVERY IMPLEMENTATION		PASS-THROUGH	ZOOLOGICAL SOCIETY OF SAN DIEGO	F22AC00709-00	1,108	
15.658	NATURAL RESOURCE DAMAGE ASSESSMENT AND RESTORATION		DIRECT	DEPARTMENT OF THE INTERIOR (DOI)		36,418	
15.660	CANDIDATE SPECIES CONSERVATION		DIRECT	DEPARTMENT OF THE INTERIOR (DOI)		159,335	
15.664	FISH AND WILDLIFE COORDINATION AND ASSISTANCE		DIRECT	DEPARTMENT OF THE INTERIOR (DOI)		101,785	
15.670	ADAPTIVE SCIENCE		DIRECT	DEPARTMENT OF THE INTERIOR (DOI)		121,390	
15.678	COOPERATIVE ECOSYSTEM STUDIES UNITS		DIRECT	DEPARTMENT OF THE INTERIOR (DOI)		368,197	
15.683	PRESCOTT MARINE MAMMAL RESCUE ASSISTANCE		DIRECT	DEPARTMENT OF THE INTERIOR (DOI)		79,220	
15.805	ASSISTANCE TO STATE WATER RESOURCES RESEARCH INSTITUTES		DIRECT	DEPARTMENT OF THE INTERIOR (DOI)		356,307	22,587
15.807	EARTHQUAKE HAZARDS PROGRAM ASSISTANCE		DIRECT	DEPARTMENT OF THE INTERIOR (DOI)		1,560,380	
15.808	U.S. GEOLOGICAL SURVEY RESEARCH AND DATA COLLECTION		DIRECT	DEPARTMENT OF THE INTERIOR (DOI)		5,460,448	
15.808	U.S. GEOLOGICAL SURVEY RESEARCH AND DATA COLLECTION		PASS-THROUGH	UNIVERSITY OF SOUTHERN CALIFORNIA	SCON-00003771	39,370	
15.808	U.S. GEOLOGICAL SURVEY RESEARCH AND DATA COLLECTION		PASS-THROUGH	UNIVERSITY OF SOUTHERN CALIFORNIA	SCON-00003772	44,394	
15.808	U.S. GEOLOGICAL SURVEY RESEARCH AND DATA COLLECTION		PASS-THROUGH	UNIVERSITY OF SOUTHERN CALIFORNIA	SCON-00003895	24,728	
15.808	U.S. GEOLOGICAL SURVEY RESEARCH AND DATA COLLECTION		PASS-THROUGH	UNIVERSITY OF SOUTHERN CALIFORNIA	SCON-00004999	48,334	
15.808	U.S. GEOLOGICAL SURVEY RESEARCH AND DATA COLLECTION		PASS-THROUGH	UNIVERSITY OF SOUTHERN CALIFORNIA	SCON-00005001	19,595	
15.808	U.S. GEOLOGICAL SURVEY RESEARCH AND DATA COLLECTION		PASS-THROUGH	UNIVERSITY OF SOUTHERN CALIFORNIA	SCON-00005005	15,755	
15.810	NATIONAL COOPERATIVE GEOLOGIC MAPPING		DIRECT	DEPARTMENT OF THE INTERIOR (DOI)		16,918	

University of California
Schedule of Expenditures of Federal Awards

For the Fiscal Year Ended June 30, 2024
(Expressed in Whole Dollars)

Assistance Listing Number	Federal Program Title	Additional Award Identification	Direct / Pass Through	Agency or Pass Through Entity	Pass Through No. or Other Identifier	Federal Expenditures	Funds Passed Through to Subrecipients
15.815	NATIONAL LAND REMOTE SENSING EDUCATION OUTREACH AND RESEARCH		PASS-THROUGH	AMERICAVIEW	AV18-CA-01	21,537	
15.820	NATIONAL AND REGIONAL CLIMATE ADAPTATION SCIENCE CENTERS		DIRECT	DEPARTMENT OF THE INTERIOR (DOI)		53,819	
15.820	NATIONAL AND REGIONAL CLIMATE ADAPTATION SCIENCE CENTERS		PASS-THROUGH	UNIVERSITY OF ARIZONA	476115	48,477	
15.820	NATIONAL AND REGIONAL CLIMATE ADAPTATION SCIENCE CENTERS		PASS-THROUGH	UNIVERSITY OF ARIZONA	478582	46,371	
15.820	NATIONAL AND REGIONAL CLIMATE ADAPTATION SCIENCE CENTERS		PASS-THROUGH	UNIVERSITY OF ARIZONA	597188	29,819	
15.820	NATIONAL AND REGIONAL CLIMATE ADAPTATION SCIENCE CENTERS		PASS-THROUGH	UNIVERSITY OF ARIZONA	629209	26,879	17,120
15.820	NATIONAL AND REGIONAL CLIMATE ADAPTATION SCIENCE CENTERS		PASS-THROUGH	UNIVERSITY OF ARIZONA	629236	11,105	
15.820	NATIONAL AND REGIONAL CLIMATE ADAPTATION SCIENCE CENTERS		PASS-THROUGH	UNIVERSITY OF ARIZONA	678346	32,081	
15.820	NATIONAL AND REGIONAL CLIMATE ADAPTATION SCIENCE CENTERS		PASS-THROUGH	UNIVERSITY OF ARIZONA	743271	23,566	
15.820	NATIONAL AND REGIONAL CLIMATE ADAPTATION SCIENCE CENTERS		PASS-THROUGH	UNIVERSITY OF ARIZONA	485764:5 Actionable science to understand the effects of seasonal pre	92,422	
15.820	NATIONAL AND REGIONAL CLIMATE ADAPTATION SCIENCE CENTERS		PASS-THROUGH	UNIVERSITY OF ARIZONA		22,388	
15.820	NATIONAL AND REGIONAL CLIMATE ADAPTATION SCIENCE CENTERS		PASS-THROUGH	UNIVERSITY OF ARIZONA	G21AC10513-00	11,199	
15.820	NATIONAL AND REGIONAL CLIMATE ADAPTATION SCIENCE CENTERS		PASS-THROUGH	UNIVERSITY OF ARIZONA	G22AC00076-00	45,601	21,986
15.820	NATIONAL AND REGIONAL CLIMATE ADAPTATION SCIENCE CENTERS		PASS-THROUGH	UNIVERSITY OF ARIZONA	G22AC00421-00	32,997	
15.922	NATIVE AMERICAN GRAVES PROTECTION AND REPATRIATION ACT		DIRECT	DEPARTMENT OF THE INTERIOR (DOI)		10,302	
15.944	NATURAL RESOURCE STEWARDSHIP		DIRECT	DEPARTMENT OF THE INTERIOR (DOI)		20,290	
15.945	COOPERATIVE RESEARCH AND TRAINING PROGRAMS – RESOURCES OF THE NATIONAL PARK SYSTEM		DIRECT	DEPARTMENT OF THE INTERIOR (DOI)		2,238,137	10,714
15.945	COOPERATIVE RESEARCH AND TRAINING PROGRAMS – RESOURCES OF THE NATIONAL PARK SYSTEM		PASS-THROUGH	COOPERATIVE ECOSYSTEM STUDIES UNITS	P23AC00596-00	120,928	
15.945	COOPERATIVE RESEARCH AND TRAINING PROGRAMS – RESOURCES OF THE NATIONAL PARK SYSTEM		PASS-THROUGH	UNIVERSITY OF WYOMING	1005851B-UCD-Duman	4,989	
15.954	NATIONAL PARK SERVICE CONSERVATION, PROTECTION, OUTREACH, AND EDUCATION		DIRECT	DEPARTMENT OF THE INTERIOR (DOI)		1,136,566	
15.954	NATIONAL PARK SERVICE CONSERVATION, PROTECTION, OUTREACH, AND EDUCATION		PASS-THROUGH	NATIONAL WRITING PROJECT	92-CA03-NPS2023-RD	5,000	
15.RD	FEDERAL CONTRACTS		DIRECT	DEPARTMENT OF THE INTERIOR (DOI)		934,247	369,823
15.RD	FEDERAL CONTRACTS		PASS-THROUGH	ACCENTURE FEDERAL SERVICES LLC	WRIVA-UCM/P001	222,282	
15.RD	FEDERAL CONTRACTS		PASS-THROUGH	CALIFORNIA DEPARTMENT OF FISH AND WILDLIFE	Q1986003	554	
15.RD	FEDERAL CONTRACTS		PASS-THROUGH	CALIFORNIA DIVISION OF BOATING AND WATERWAYS	C1370030	5,311	
15.RD	FEDERAL CONTRACTS		PASS-THROUGH	INTERNATIONAL BUSINESS MACHINES CORPORATION	4918005468	(112,254)	
15.RD	FEDERAL CONTRACTS		PASS-THROUGH	NOVATEUR RESEARCH SOLUTIONS, LLC	20225609	793,742	
15.RD	FEDERAL CONTRACTS		PASS-THROUGH	NOVATEUR RESEARCH SOLUTIONS, LLC	140D0423C0033	178,799	
15.RD	FEDERAL CONTRACTS		PASS-THROUGH	OREGON DEPARTMENT OF FISH AND WILDLIFE	20232679	192,046	77,184
15.RD	FEDERAL CONTRACTS		PASS-THROUGH	UNIVERSITY OF COLORADO BOULDER	1564874	55,262	
16.525	GRANTS TO REDUCE DOMESTIC VIOLENCE, DATING VIOLENCE, SEXUAL ASSAULT, AND STALKING ON CAMPUS		DIRECT	DEPARTMENT OF JUSTICE (DOJ)		185,729	
16.560	NATIONAL INSTITUTE OF JUSTICE RESEARCH, EVALUATION, AND DEVELOPMENT PROJECT GRANTS		DIRECT	DEPARTMENT OF JUSTICE (DOJ)		1,505,334	185,807

University of California
Schedule of Expenditures of Federal Awards

For the Fiscal Year Ended June 30, 2024
(Expressed in Whole Dollars)

Assistance Listing Number	Federal Program Title	Additional Award Identification	Direct / Pass Through	Agency or Pass Through Entity	Pass Through No. or Other Identifier	Federal Expenditures	Funds Passed Through to Subrecipients
16.560	NATIONAL INSTITUTE OF JUSTICE RESEARCH, EVALUATION, AND DEVELOPMENT PROJECT GRANTS		PASS-THROUGH	COLORADO STATE UNIVERSITY	Sub G-40348-05	50,254	
16.560	NATIONAL INSTITUTE OF JUSTICE RESEARCH, EVALUATION, AND DEVELOPMENT PROJECT GRANTS		PASS-THROUGH	NATIONAL OPINION RESEARCH CENTER	G264.UCI.01	67,265	
16.560	NATIONAL INSTITUTE OF JUSTICE RESEARCH, EVALUATION, AND DEVELOPMENT PROJECT GRANTS		PASS-THROUGH	NATIONAL OPINION RESEARCH CENTER	G297.UCI.01	32,022	
16.560	NATIONAL INSTITUTE OF JUSTICE RESEARCH, EVALUATION, AND DEVELOPMENT PROJECT GRANTS		PASS-THROUGH	PRINCETON UNIVERSITY	SUB0000608	81,085	
16.560	NATIONAL INSTITUTE OF JUSTICE RESEARCH, EVALUATION, AND DEVELOPMENT PROJECT GRANTS		PASS-THROUGH	SAM HOUSTON STATE UNIVERSITY	Sub 22156B (2019-DU-BX-0025)	90,920	
16.560	NATIONAL INSTITUTE OF JUSTICE RESEARCH, EVALUATION, AND DEVELOPMENT PROJECT GRANTS		PASS-THROUGH	UNIVERSITY OF PITTSBURGH	SUB CNVA00059288 (413841-5) (2)	33,578	
16.575	CRIME VICTIM ASSISTANCE		PASS-THROUGH	CALIFORNIA GOVERNOR'S OFFICE OF EMERGENCY SERVICES	AT23 04 8556	109,503	
16.575	CRIME VICTIM ASSISTANCE		PASS-THROUGH	CALIFORNIA GOVERNOR'S OFFICE OF EMERGENCY SERVICES	CS21148556	143,236	
16.575	CRIME VICTIM ASSISTANCE		PASS-THROUGH	CALIFORNIA GOVERNOR'S OFFICE OF EMERGENCY SERVICES	CS23 15 8556	78,640	
16.575	CRIME VICTIM ASSISTANCE		PASS-THROUGH	CALIFORNIA GOVERNOR'S OFFICE OF EMERGENCY SERVICES	XE22 05 1753	108,868	43,638
16.575	CRIME VICTIM ASSISTANCE		PASS-THROUGH	CALIFORNIA GOVERNOR'S OFFICE OF EMERGENCY SERVICES	XE23 01 1753	36,964	
16.575	CRIME VICTIM ASSISTANCE		PASS-THROUGH	CALIFORNIA GOVERNOR'S OFFICE OF EMERGENCY SERVICES	XY23 03 8556	41,919	
16.754	HAROLD ROGERS PRESCRIPTION DRUG MONITORING PROGRAM		DIRECT	DEPARTMENT OF JUSTICE (DOJ)		160,479	
16.RD	FEDERAL CONTRACTS		DIRECT	DEPARTMENT OF JUSTICE (DOJ)		263,837	
16.RD	FEDERAL CONTRACTS		PASS-THROUGH	THE CONNIE RICE INSTITUTE FOR URBAN PEACE	BSCC117-22	23,794	
17.268	H-1B JOB TRAINING GRANTS		DIRECT	DEPARTMENT OF LABOR (DOL)		887,515	402,154
17.502	OCCUPATIONAL SAFETY AND HEALTH SUSAN HARWOOD TRAINING GRANTS		DIRECT	DEPARTMENT OF LABOR (DOL)		40,045	
17.RD	FEDERAL CONTRACTS		PASS-THROUGH	EASTERN RESEARCH GROUP, INC.	0389.04.046/01	40,055	
17.RD	FEDERAL CONTRACTS		PASS-THROUGH	OREGON STATE UNIVERSITY	P0550A-C	19,921	
19.019	INTERNATIONAL PROGRAMS TO COMBAT HUMAN TRAFFICKING		PASS-THROUGH	INNOVATIONS FOR POVERTY ACTION	SCI-21-10003-X3	120,865	
19.019	INTERNATIONAL PROGRAMS TO COMBAT HUMAN TRAFFICKING		PASS-THROUGH	INNOVATIONS FOR POVERTY ACTION	USDOS-20-10001-X11	15,395	
19.019	INTERNATIONAL PROGRAMS TO COMBAT HUMAN TRAFFICKING		PASS-THROUGH	INNOVATIONS FOR POVERTY ACTION	USDOS-20-10001-X12	7,090	
19.021	INVESTING IN PEOPLE IN THE MIDDLE EAST AND NORTH AFRICA		DIRECT	DEPARTMENT OF STATE		23,133	
19.025	U.S. AMBASSADORS FUND FOR CULTURAL PRESERVATION		DIRECT	DEPARTMENT OF STATE		70,458	55,347
19.033	GLOBAL THREAT REDUCTION		DIRECT	DEPARTMENT OF STATE		40,835	
19.121	CONFLICT AND STABILIZATION OPERATIONS		DIRECT	DEPARTMENT OF STATE		20,557	
19.303	DECRYPTING PRC INDUSTRIAL AND TECHNOLOGY POLICY		DIRECT	DEPARTMENT OF STATE		939,415	79,997
19.345	INTERNATIONAL PROGRAMS TO SUPPORT DEMOCRACY, HUMAN RIGHTS AND LABOR		DIRECT	DEPARTMENT OF STATE		241,869	
19.501	PUBLIC DIPLOMACY PROGRAMS FOR AFGHANISTAN AND PAKISTAN OVERSEAS REFUGEE ASSISTANCE PROGRAMS FOR STRATEGIC GLOBAL PRIORITIES		PASS-THROUGH	INSTITUTE OF INTERNATIONAL EDUCATION, INC.	SRFUS04000	6,252	
19.522	PUBLIC DIPLOMACY PROGRAMS FOR AFGHANISTAN AND PAKISTAN OVERSEAS REFUGEE ASSISTANCE PROGRAMS FOR STRATEGIC GLOBAL PRIORITIES		PASS-THROUGH	SAVE THE CHILDREN FEDERATION, INC.	SPRMC023CA0286	159,884	
20.106	AIRPORT IMPROVEMENT PROGRAM		DIRECT	DEPARTMENT OF TRANSPORTATION (DOT)		369,089	
20.109	AIR TRANSPORTATION CENTERS OF EXCELLENCE		DIRECT	DEPARTMENT OF TRANSPORTATION (DOT)		48,244	
20.109	AIR TRANSPORTATION CENTERS OF EXCELLENCE		PASS-THROUGH	MASSACHUSETTS INSTITUTE OF TECHNOLOGY	S5171 - PO 523807	25,245	
20.200	HIGHWAY RESEARCH AND DEVELOPMENT PROGRAM		DIRECT	DEPARTMENT OF TRANSPORTATION (DOT)		271,871	122,672
20.200	HIGHWAY RESEARCH AND DEVELOPMENT PROGRAM		PASS-THROUGH	CONTRA COSTA TRANSPORTATION AUTHORITY	Contract 549 - PO 2020-09	395	
20.200	HIGHWAY RESEARCH AND DEVELOPMENT PROGRAM		PASS-THROUGH	IOWA STATE UNIVERSITY	019859W05J	7,981	
20.200	HIGHWAY RESEARCH AND DEVELOPMENT PROGRAM		PASS-THROUGH	TRANSPORTATION RESEARCH BOARD	HR 23-24	228,209	
20.200	HIGHWAY RESEARCH AND DEVELOPMENT PROGRAM		PASS-THROUGH	UNIVERSITY OF CINCINNATI	20210466	12,876	
20.215	HIGHWAY TRAINING AND EDUCATION		DIRECT	DEPARTMENT OF TRANSPORTATION (DOT)		120,253	

University of California
Schedule of Expenditures of Federal Awards

For the Fiscal Year Ended June 30, 2024
(Expressed in Whole Dollars)

Assistance Listing Number	Federal Program Title	Additional Award Identification	Direct / Pass Through	Agency or Pass Through Entity	Pass Through No. or Other Identifier	Federal Expenditures	Funds Passed Through to Subrecipients
20.232	COMMERCIAL DRIVER'S LICENSE PROGRAM IMPLEMENTATION GRANT		PASS-THROUGH	UNIVERSITY OF CINCINNATI	013289-00004:5	13,265	
20.505	METROPOLITAN TRANSPORTATION PLANNING AND STATE AND NON-METROPOLITAN PLANNING AND RESEARCH		PASS-THROUGH	CALTRANS CALIFORNIA DEPARTMENT OF TRANSPORTATION	74A1413	48,942	
20.505	METROPOLITAN TRANSPORTATION PLANNING AND STATE AND NON-METROPOLITAN PLANNING AND RESEARCH		PASS-THROUGH	METROPOLITAN TRANSPORTATION AUTHORITY	PO 9000015175	19,457	
20.530	PUBLIC TRANSPORTATION INNOVATION		PASS-THROUGH	CONTRA COSTA TRANSPORTATION AUTHORITY	Contract 567 - PO2021-043	395	
20.614	NATIONAL HIGHWAY TRAFFIC SAFETY ADMINISTRATION (NHTSA)		DIRECT	DEPARTMENT OF TRANSPORTATION (DOT)		2,991	
20.614	DISCRETIONARY SAFETY GRANTS AND COOPERATIVE AGREEMENTS		PASS-THROUGH	CALIFORNIA OFFICE OF TRAFFIC SAFETY	PT24210	219,117	
20.614	NATIONAL HIGHWAY TRAFFIC SAFETY ADMINISTRATION (NHTSA)		PASS-THROUGH	NATIONAL SAFETY COUNCIL	SB230218	141,622	14,936
20.701	DISCRETIONARY SAFETY GRANTS AND COOPERATIVE AGREEMENTS		DIRECT	DEPARTMENT OF TRANSPORTATION (DOT)		3,082,688	1,160,062
20.701	UNIVERSITY TRANSPORTATION CENTERS PROGRAM		PASS-THROUGH	CLEMSON UNIVERSITY	25922112026310	74,016	
20.701	UNIVERSITY TRANSPORTATION CENTERS PROGRAM		PASS-THROUGH	CORNELL UNIVERSITY	79841-10829	82,335	
20.701	UNIVERSITY TRANSPORTATION CENTERS PROGRAM		PASS-THROUGH	ILLINOIS INSTITUTE OF TECHNOLOGY	A24-0011-002	68,143	
20.701	UNIVERSITY TRANSPORTATION CENTERS PROGRAM		PASS-THROUGH	OHIO STATE UNIVERSITY	GR121290	54,278	
20.701	UNIVERSITY TRANSPORTATION CENTERS PROGRAM		PASS-THROUGH	TEXAS A&M UNIVERSITY - COLLEGE STATION	M2304591	10,818	
20.701	UNIVERSITY TRANSPORTATION CENTERS PROGRAM		PASS-THROUGH	THE TEXAS A&M UNIVERSITY SYSTEM	12-S171239	22,452	
20.701	UNIVERSITY TRANSPORTATION CENTERS PROGRAM		PASS-THROUGH	UNIVERSITY OF NEW MEXICO	456802-87GR	329,222	
20.701	UNIVERSITY TRANSPORTATION CENTERS PROGRAM		PASS-THROUGH	UNIVERSITY OF NORTH CAROLINA SYSTEM	5106575	10,794	
20.701	UNIVERSITY TRANSPORTATION CENTERS PROGRAM		PASS-THROUGH	UNIVERSITY OF SOUTH FLORIDA	2117-9070-00-C and 2117-9	235,217	
20.701	UNIVERSITY TRANSPORTATION CENTERS PROGRAM		PASS-THROUGH	UNIVERSITY OF SOUTHERN CALIFORNIA	84381457	89,353	
20.701	UNIVERSITY TRANSPORTATION CENTERS PROGRAM		PASS-THROUGH	UNIVERSITY OF SOUTHERN CALIFORNIA	84377997:9	29,675	
20.701	UNIVERSITY TRANSPORTATION CENTERS PROGRAM		PASS-THROUGH	UNIVERSITY OF SOUTHERN CALIFORNIA	SCON-00003756	17,146	
20.701	UNIVERSITY TRANSPORTATION CENTERS PROGRAM		PASS-THROUGH	UNIVERSITY OF SOUTHERN CALIFORNIA	SCON-00003758	43,538	
20.701	UNIVERSITY TRANSPORTATION CENTERS PROGRAM		PASS-THROUGH	UNIVERSITY OF SOUTHERN CALIFORNIA	SCON-00005215	162,304	
20.701	UNIVERSITY TRANSPORTATION CENTERS PROGRAM		PASS-THROUGH	UNIVERSITY OF SOUTHERN CALIFORNIA	SCON-00005216	100,172	
20.701	UNIVERSITY TRANSPORTATION CENTERS PROGRAM		PASS-THROUGH	UNIVERSITY OF SOUTHERN CALIFORNIA	SCON-00005218	123,058	
20.701	UNIVERSITY TRANSPORTATION CENTERS PROGRAM		PASS-THROUGH	UNIVERSITY OF SOUTHERN CALIFORNIA	SCON-00005220	99,296	
20.701	UNIVERSITY TRANSPORTATION CENTERS PROGRAM		PASS-THROUGH	UNIVERSITY OF SOUTHERN CALIFORNIA	SCON-00006192	21,813	
20.701	UNIVERSITY TRANSPORTATION CENTERS PROGRAM		PASS-THROUGH	UNIVERSITY OF TEXAS RIO GRANDE VALLEY	69A3552348340-05	66,465	
20.723	PHMSA PIPELINE SAFETY RESEARCH AND DEVELOPMENT "OTHER TRANSACTION AGREEMENTS"		PASS-THROUGH	NORTHEAST GAS ASSOCIATION, INC.	M2019-004	8,981	
20.724	PIPELINE SAFETY RESEARCH COMPETITIVE ACADEMIC AGREEMENT PROGRAM (CAAP)		DIRECT	DEPARTMENT OF TRANSPORTATION (DOT)		46,164	
20.RD	FEDERAL CONTRACTS		DIRECT	DEPARTMENT OF TRANSPORTATION (DOT)		79,253	
20.RD	FEDERAL CONTRACTS		PASS-THROUGH	CALIFORNIA TRANSPORTATION, OPERATIONS, DIVISION OF	65A0715:A1	200,991	
20.RD	FEDERAL CONTRACTS		PASS-THROUGH	CONTRA COSTA TRANSPORTATION AUTHORITY	Contract 568 - PO 2022-00	283,018	
20.RD	FEDERAL CONTRACTS		PASS-THROUGH	ICF INTERNATIONAL, INC.	2006172042	144,577	
20.RD	FEDERAL CONTRACTS		PASS-THROUGH	LEIDOS, INC.	P010279765	3,101	
20.RD	FEDERAL CONTRACTS		PASS-THROUGH	LEIDOS, INC.	P010282172	3,371	
20.RD	FEDERAL CONTRACTS		PASS-THROUGH	MASSACHUSETTS INSTITUTE OF TECHNOLOGY	s5935	66,282	
20.RD	FEDERAL CONTRACTS		PASS-THROUGH	NATIONAL ASPHALT PAVEMENT ASSOCIATION, INC.	A23-0952	212,116	28,999
20.RD	FEDERAL CONTRACTS		PASS-THROUGH	OHIO STATE UNIVERSITY	GR132948-SPC10000125	117,684	
20.RD	FEDERAL CONTRACTS		PASS-THROUGH	PORTLAND STATE UNIVERSITY	100290:1	10,198	
20.RD	FEDERAL CONTRACTS		PASS-THROUGH	TRANSPORTATION RESEARCH CENTER INC.	693JJ921D000018	109,865	
20.RD	FEDERAL CONTRACTS		PASS-THROUGH	UNIVERSITY OF CINCINNATI	013809-00003:1	135,841	
20.RD	FEDERAL CONTRACTS		PASS-THROUGH	UNIVERSITY OF MARYLAND, COLLEGE PARK	108130-Z9833201	27,712	
20.RD	FEDERAL CONTRACTS		PASS-THROUGH	UNIVERSITY OF MARYLAND, COLLEGE PARK	116300-Z9973201	16,504	
20.RD	FEDERAL CONTRACTS		PASS-THROUGH	UNIVERSITY OF MARYLAND, COLLEGE PARK	129740-Z9164301	34,746	

University of California
Schedule of Expenditures of Federal Awards

For the Fiscal Year Ended June 30, 2024
(Expressed in Whole Dollars)

Assistance Listing Number	Federal Program Title	Additional Award Identification	Direct / Pass Through	Agency or Pass Through Entity	Pass Through No. or Other Identifier	Federal Expenditures	Funds Passed Through to Subrecipients
20.RD	FEDERAL CONTRACTS		PASS-THROUGH	UNIVERSITY OF MARYLAND, COLLEGE PARK	131954-Z9219301	281,843	
21.RD	FEDERAL CONTRACTS		PASS-THROUGH	CITY OF OXNARD	A-8398:2	148,166	60,254
42.010	TEACHING WITH PRIMARY SOURCES		DIRECT	LIBRARY OF CONGRESS		400	
43.001	SCIENCE		DIRECT	NATIONAL AERONAUTICS AND SPACE ADMINISTRATION		58,455,347	5,889,745
43.001	SCIENCE		PASS-THROUGH	ARIZONA STATE UNIVERSITY	16-900	16,965	
				ASSOCIATION OF UNIVERSITIES FOR RESEARCH IN ASTRONOMY, INC.			
43.001	SCIENCE		PASS-THROUGH	ASSOCIATION OF UNIVERSITIES FOR RESEARCH IN ASTRONOMY, INC.	HST-AR-15809.001-A	65,592	
				ASSOCIATION OF UNIVERSITIES FOR RESEARCH IN ASTRONOMY, INC.	HST-AR-16621.011-A	9,284	
43.001	SCIENCE		PASS-THROUGH	ASSOCIATION OF UNIVERSITIES FOR RESEARCH IN ASTRONOMY, INC.	HST-AR-16622.001-A	102,402	
				ASSOCIATION OF UNIVERSITIES FOR RESEARCH IN ASTRONOMY, INC.	HST-AR-16625.005-A	32,237	
43.001	SCIENCE		PASS-THROUGH	ASSOCIATION OF UNIVERSITIES FOR RESEARCH IN ASTRONOMY, INC.	HST-AR-17034.003-A:2	32,529	
				ASSOCIATION OF UNIVERSITIES FOR RESEARCH IN ASTRONOMY, INC.	HST-GO-15096.003-A:3	10,639	
43.001	SCIENCE		PASS-THROUGH	ASSOCIATION OF UNIVERSITIES FOR RESEARCH IN ASTRONOMY, INC.	HST-GO-15231.002-A:4	7,174	
				ASSOCIATION OF UNIVERSITIES FOR RESEARCH IN ASTRONOMY, INC.	HST-GO-15652.001-A:8	76,934	
43.001	SCIENCE		PASS-THROUGH	ASSOCIATION OF UNIVERSITIES FOR RESEARCH IN ASTRONOMY, INC.	HST-GO-15899.001	1	
				ASSOCIATION OF UNIVERSITIES FOR RESEARCH IN ASTRONOMY, INC.	HST-GO-15902.033-A	16,942	
43.001	SCIENCE		PASS-THROUGH	ASSOCIATION OF UNIVERSITIES FOR RESEARCH IN ASTRONOMY, INC.	HST-GO-15923.002-A	19,883	
				ASSOCIATION OF UNIVERSITIES FOR RESEARCH IN ASTRONOMY, INC.	HST-GO-15924.004-A	21,161	
43.001	SCIENCE		PASS-THROUGH	ASSOCIATION OF UNIVERSITIES FOR RESEARCH IN ASTRONOMY, INC.	HST-GO-16073.002-A:5	3,270	
				ASSOCIATION OF UNIVERSITIES FOR RESEARCH IN ASTRONOMY, INC.	HST-GO-16111.001-A:2	(47)	
43.001	SCIENCE		PASS-THROUGH	ASSOCIATION OF UNIVERSITIES FOR RESEARCH IN ASTRONOMY, INC.	HST-GO-16192.002-A:7	41,418	
				ASSOCIATION OF UNIVERSITIES FOR RESEARCH IN ASTRONOMY, INC.	HST-GO-16269.005-A	19	
43.001	SCIENCE		PASS-THROUGH	ASSOCIATION OF UNIVERSITIES FOR RESEARCH IN ASTRONOMY, INC.	HST-GO-16274.002-A	(22,286)	
				ASSOCIATION OF UNIVERSITIES FOR RESEARCH IN ASTRONOMY, INC.	HST-GO-16297.002-A	1,566	
43.001	SCIENCE		PASS-THROUGH	ASSOCIATION OF UNIVERSITIES FOR RESEARCH IN ASTRONOMY, INC.	HST-GO-16308.001-A	884	
				ASSOCIATION OF UNIVERSITIES FOR RESEARCH IN ASTRONOMY, INC.	HST-GO-16310.001-A:1	467	
43.001	SCIENCE		PASS-THROUGH	ASSOCIATION OF UNIVERSITIES FOR RESEARCH IN ASTRONOMY, INC.	HST-GO-16667.004-A	511	
				ASSOCIATION OF UNIVERSITIES FOR RESEARCH IN ASTRONOMY, INC.	HST-GO-16690.001-A	46,428	
43.001	SCIENCE		PASS-THROUGH	ASSOCIATION OF UNIVERSITIES FOR RESEARCH IN ASTRONOMY, INC.	HST-GO-16691.001-A	(2,936)	
				ASSOCIATION OF UNIVERSITIES FOR RESEARCH IN ASTRONOMY, INC.	HST-GO-16731.004A	13,798	

University of California
Schedule of Expenditures of Federal Awards

For the Fiscal Year Ended June 30, 2024
(Expressed in Whole Dollars)

Assistance Listing Number	Federal Program Title	Additional Award Identification	Direct / Pass Through	Agency or Pass Through Entity	Pass Through No. or Other Identifier	Federal Expenditures	Funds Passed Through to Subrecipients
43.001	SCIENCE		PASS-THROUGH	ASSOCIATION OF UNIVERSITIES FOR RESEARCH IN ASTRONOMY, INC.	HST-GO-16778.002-A	38,404	
43.001	SCIENCE		PASS-THROUGH	ASSOCIATION OF UNIVERSITIES FOR RESEARCH IN ASTRONOMY, INC.	HST-GO-16877.003-A	48,853	
43.001	SCIENCE		PASS-THROUGH	ASSOCIATION OF UNIVERSITIES FOR RESEARCH IN ASTRONOMY, INC.	HST-GO-17128.001-A	242,730	
43.001	SCIENCE		PASS-THROUGH	ASSOCIATION OF UNIVERSITIES FOR RESEARCH IN ASTRONOMY, INC.	HST-GO-17143.004-A	24,853	
43.001	SCIENCE		PASS-THROUGH	ASSOCIATION OF UNIVERSITIES FOR RESEARCH IN ASTRONOMY, INC.	HST-GO-17157.005-A	26,864	
43.001	SCIENCE		PASS-THROUGH	ASSOCIATION OF UNIVERSITIES FOR RESEARCH IN ASTRONOMY, INC.	HST-GO-17170.006-A	79,205	
43.001	SCIENCE		PASS-THROUGH	ASSOCIATION OF UNIVERSITIES FOR RESEARCH IN ASTRONOMY, INC.	HST-GO-17192.011-A	34,283	
43.001	SCIENCE		PASS-THROUGH	ASSOCIATION OF UNIVERSITIES FOR RESEARCH IN ASTRONOMY, INC.	HST-GO-17215.001-A	34	
43.001	SCIENCE		PASS-THROUGH	ASSOCIATION OF UNIVERSITIES FOR RESEARCH IN ASTRONOMY, INC.	HST-GO-17217.003-A	4,531	
43.001	SCIENCE		PASS-THROUGH	ASSOCIATION OF UNIVERSITIES FOR RESEARCH IN ASTRONOMY, INC.	HST-GO-17285.001-A	52,897	
43.001	SCIENCE		PASS-THROUGH	ASSOCIATION OF UNIVERSITIES FOR RESEARCH IN ASTRONOMY, INC.	HST-GO-17290.002-A	34,185	
43.001	SCIENCE		PASS-THROUGH	ASSOCIATION OF UNIVERSITIES FOR RESEARCH IN ASTRONOMY, INC.	HST-GO-17297.001-A:1	512	
43.001	SCIENCE		PASS-THROUGH	ASSOCIATION OF UNIVERSITIES FOR RESEARCH IN ASTRONOMY, INC.	HST-GO-17423.002-A	2,100	
43.001	SCIENCE		PASS-THROUGH	ASSOCIATION OF UNIVERSITIES FOR RESEARCH IN ASTRONOMY, INC.	HST-HF2-51462.001-A	3,987	
43.001	SCIENCE		PASS-THROUGH	ASSOCIATION OF UNIVERSITIES FOR RESEARCH IN ASTRONOMY, INC.	HST-HF2-51522.001-A	138,278	
43.001	SCIENCE		PASS-THROUGH	ASSOCIATION OF UNIVERSITIES FOR RESEARCH IN ASTRONOMY, INC.	JWST- GO-03690.007-A	8	
43.001	SCIENCE		PASS-THROUGH	ASSOCIATION OF UNIVERSITIES FOR RESEARCH IN ASTRONOMY, INC.	JWST-AR-01977.003-A	22,719	
43.001	SCIENCE		PASS-THROUGH	ASSOCIATION OF UNIVERSITIES FOR RESEARCH IN ASTRONOMY, INC.	JWST-AR-02232.001-A	94,920	
43.001	SCIENCE		PASS-THROUGH	ASSOCIATION OF UNIVERSITIES FOR RESEARCH IN ASTRONOMY, INC.	JWST-AR-02245.003-A	44,900	
43.001	SCIENCE		PASS-THROUGH	ASSOCIATION OF UNIVERSITIES FOR RESEARCH IN ASTRONOMY, INC.	JWST-AR-03248.003-A	2,242	
43.001	SCIENCE		PASS-THROUGH	ASSOCIATION OF UNIVERSITIES FOR RESEARCH IN ASTRONOMY, INC.	JWST-ERS-01324.001-A	86,255	
43.001	SCIENCE		PASS-THROUGH	ASSOCIATION OF UNIVERSITIES FOR RESEARCH IN ASTRONOMY, INC.	JWST-ERS-01366.063-A	10,497	
43.001	SCIENCE		PASS-THROUGH	ASSOCIATION OF UNIVERSITIES FOR RESEARCH IN ASTRONOMY, INC.	JWST-ERS-03186.002-A	78,372	
43.001	SCIENCE		PASS-THROUGH	ASSOCIATION OF UNIVERSITIES FOR RESEARCH IN ASTRONOMY, INC.	JWST-GO-01668.002-A	39,514	
43.001	SCIENCE		PASS-THROUGH	ASSOCIATION OF UNIVERSITIES FOR RESEARCH IN ASTRONOMY, INC.	JWST-GO-01717.001-A	169,385	
43.001	SCIENCE		PASS-THROUGH	ASSOCIATION OF UNIVERSITIES FOR RESEARCH IN ASTRONOMY, INC.	JWST-GO-01727.017-A	11,493	
43.001	SCIENCE		PASS-THROUGH	ASSOCIATION OF UNIVERSITIES FOR RESEARCH IN ASTRONOMY, INC.	JWST-GO-01837.002-A	118,275	

University of California
Schedule of Expenditures of Federal Awards

For the Fiscal Year Ended June 30, 2024
(Expressed in Whole Dollars)

Assistance Listing Number	Federal Program Title	Additional Award Identification	Direct / Pass Through	Agency or Pass Through Entity	Pass Through No. or Other Identifier	Federal Expenditures	Funds Passed Through to Subrecipients
43.001	SCIENCE		PASS-THROUGH	ASSOCIATION OF UNIVERSITIES FOR RESEARCH IN ASTRONOMY, INC.	JWST-GO-01837.049-A	62,378	
43.001	SCIENCE		PASS-THROUGH	ASSOCIATION OF UNIVERSITIES FOR RESEARCH IN ASTRONOMY, INC.	JWST-GO-01860.010-A	7,594	
43.001	SCIENCE		PASS-THROUGH	ASSOCIATION OF UNIVERSITIES FOR RESEARCH IN ASTRONOMY, INC.	JWST-GO-01895.002-A	83,422	
43.001	SCIENCE		PASS-THROUGH	ASSOCIATION OF UNIVERSITIES FOR RESEARCH IN ASTRONOMY, INC.	JWST-GO-02107.006-A	129,180	
43.001	SCIENCE		PASS-THROUGH	ASSOCIATION OF UNIVERSITIES FOR RESEARCH IN ASTRONOMY, INC.	JWST-GO-02149.003-A	17,998	
43.001	SCIENCE		PASS-THROUGH	ASSOCIATION OF UNIVERSITIES FOR RESEARCH IN ASTRONOMY, INC.	JWST-GO-02158.003-A	17,204	
43.001	SCIENCE		PASS-THROUGH	ASSOCIATION OF UNIVERSITIES FOR RESEARCH IN ASTRONOMY, INC.	JWST-GO-02198.002-A	14,080	
43.001	SCIENCE		PASS-THROUGH	ASSOCIATION OF UNIVERSITIES FOR RESEARCH IN ASTRONOMY, INC.	JWST-GO-02348.004-A	14,677	
43.001	SCIENCE		PASS-THROUGH	ASSOCIATION OF UNIVERSITIES FOR RESEARCH IN ASTRONOMY, INC.	JWST-GO-02473.006-A	15,820	
43.001	SCIENCE		PASS-THROUGH	ASSOCIATION OF UNIVERSITIES FOR RESEARCH IN ASTRONOMY, INC.	JWST-GO-02512.003-A	105,593	
43.001	SCIENCE		PASS-THROUGH	ASSOCIATION OF UNIVERSITIES FOR RESEARCH IN ASTRONOMY, INC.	JWST-GO-02538.002-A	33,247	
43.001	SCIENCE		PASS-THROUGH	ASSOCIATION OF UNIVERSITIES FOR RESEARCH IN ASTRONOMY, INC.	JWST-GO-02987.006-A	7,661	
43.001	SCIENCE		PASS-THROUGH	ASSOCIATION OF UNIVERSITIES FOR RESEARCH IN ASTRONOMY, INC.	JWST-GO-03171.014-A	30,661	
43.001	SCIENCE		PASS-THROUGH	ASSOCIATION OF UNIVERSITIES FOR RESEARCH IN ASTRONOMY, INC.	JWST-GO-03399.020-A	41,746	
43.001	SCIENCE		PASS-THROUGH	ASSOCIATION OF UNIVERSITIES FOR RESEARCH IN ASTRONOMY, INC.	JWST-GO-03522.001-A	63,576	
43.001	SCIENCE		PASS-THROUGH	ASSOCIATION OF UNIVERSITIES FOR RESEARCH IN ASTRONOMY, INC.	JWST-GO-03522.002-A	40,860	
43.001	SCIENCE		PASS-THROUGH	ASSOCIATION OF UNIVERSITIES FOR RESEARCH IN ASTRONOMY, INC.	JWST-GO-03707.005-A	599	
43.001	SCIENCE		PASS-THROUGH	ASSOCIATION OF UNIVERSITIES FOR RESEARCH IN ASTRONOMY, INC.	JWST-GO-04098.002-A	18,336	
43.001	SCIENCE		PASS-THROUGH	ASSOCIATION OF UNIVERSITIES FOR RESEARCH IN ASTRONOMY, INC.	SPACE(NASA)HSTAR1579700 1A 1122	(443)	
43.001	SCIENCE		PASS-THROUGH	ASSOCIATION OF UNIVERSITIES FOR RESEARCH IN ASTRONOMY, INC.	SPACE-NASA-HSTGO15840008A 1130	14,435	
43.001	SCIENCE		PASS-THROUGH	ASSOCIATION OF UNIVERSITIES FOR RESEARCH IN ASTRONOMY, INC.	SPTL -NASA-HSTGO15866002A 424	90,861	
43.001	SCIENCE		PASS-THROUGH	ASSOCIATION OF UNIVERSITIES FOR RESEARCH IN ASTRONOMY, INC.	STSCI -NASA- KHAIRE 1025	137,385	
43.001	SCIENCE		PASS-THROUGH	ASSOCIATION OF UNIVERSITIES FOR RESEARCH IN ASTRONOMY, INC.	STSCI(NASA)HSTGO1618701 7A 1/24	5,740	
43.001	SCIENCE		PASS-THROUGH	ASSOCIATION OF UNIVERSITIES FOR RESEARCH IN ASTRONOMY, INC.	STSCI(NASA)HSTGO1625801 4A 7/25	2,642	
43.001	SCIENCE		PASS-THROUGH	ASSOCIATION OF UNIVERSITIES FOR RESEARCH IN ASTRONOMY, INC.	STSCI(NASA)HSTGO1631701 1A 1/24	5,848	
43.001	SCIENCE		PASS-THROUGH	ASSOCIATION OF UNIVERSITIES FOR RESEARCH IN ASTRONOMY, INC.	STSCI(NASA)JWSTGO018270 01A 823	5,415	
43.001	SCIENCE		PASS-THROUGH	ASSOCIATION OF UNIVERSITIES FOR RESEARCH IN ASTRONOMY, INC.	STSCI(NASA)JWSTGO020730 10A 823	29,732	

University of California
Schedule of Expenditures of Federal Awards

For the Fiscal Year Ended June 30, 2024
(Expressed in Whole Dollars)

Assistance Listing Number	Federal Program Title	Additional Award Identification	Direct / Pass Through	Agency or Pass Through Entity	Pass Through No. or Other Identifier	Federal Expenditures	Funds Passed Through to Subrecipients
43.001	SCIENCE		PASS-THROUGH	ASSOCIATION OF UNIVERSITIES FOR RESEARCH IN ASTRONOMY, INC.	STSCI(NASA)JWSTGO020780 42A 823	38,057	
43.001	SCIENCE		PASS-THROUGH	ASSOCIATION OF UNIVERSITIES FOR RESEARCH IN ASTRONOMY, INC.	STSCI-NASA-HSTAR17048003A 1225	144,789	
43.001	SCIENCE		PASS-THROUGH	ASSOCIATION OF UNIVERSITIES FOR RESEARCH IN ASTRONOMY, INC.	STSCI-NASA-HSTGO17167017A 1225	14,712	
43.001	SCIENCE		PASS-THROUGH	ASSOCIATION OF UNIVERSITIES FOR RESEARCH IN ASTRONOMY, INC.	STSI-NASA-JWSTGO01635001A 1125	12,857	
43.001	SCIENCE		PASS-THROUGH	ASSOCIATION OF UNIVERSITIES FOR RESEARCH IN ASTRONOMY, INC.	Sub JWST-GO-02521.001-A	15,248	
43.001	SCIENCE		PASS-THROUGH	ASSOCIATION OF UNIVERSITIES FOR RESEARCH IN ASTRONOMY, INC.	Sub STSci-52358	136,343	
43.001	SCIENCE		PASS-THROUGH	BANPIL PHOTONICS, INC.	A22-1801	359	
43.001	SCIENCE		PASS-THROUGH	BOISE STATE UNIVERSITY	8974-PO137171:4	336,094	
43.001	SCIENCE		PASS-THROUGH	BOISE STATE UNIVERSITY	9998-PO139411:3	66,341	
43.001	SCIENCE		PASS-THROUGH	BOSTON UNIVERSITY	4500004917	54,210	
43.001	SCIENCE		PASS-THROUGH	BOSTON UNIVERSITY	4500003664:003	127,401	
43.001	SCIENCE		PASS-THROUGH	BROWN UNIVERSITY	00001997	20	
43.001	SCIENCE		PASS-THROUGH	BROWN UNIVERSITY	00002508	4,220	
43.001	SCIENCE		PASS-THROUGH	CALIFORNIA INSTITUTE OF TECHNOLOGY	S437620	25,937	
43.001	SCIENCE		PASS-THROUGH	CALIFORNIA INSTITUTE OF TECHNOLOGY	S447542	6,004	
43.001	SCIENCE		PASS-THROUGH	CALIFORNIA INSTITUTE OF TECHNOLOGY	S635973	42,994	
43.001	SCIENCE		PASS-THROUGH	CALIFORNIA STATE UNIVERSITY SAN MARCOS CORPORATION	85300-UCB	260,543	
43.001	SCIENCE		PASS-THROUGH	CLEMSON UNIVERSITY	2151-204-2013427	6,441	
43.001	SCIENCE		PASS-THROUGH	COLORADO STATE UNIVERSITY	G-96614-01	110,810	
43.001	SCIENCE		PASS-THROUGH	COLUMBIA UNIVERSITY	1(GG016257)	111,974	
43.001	SCIENCE		PASS-THROUGH	COLUMBIA UNIVERSITY	4(GG016372-01)	792,716	
43.001	SCIENCE		PASS-THROUGH	COLUMBIA UNIVERSITY	5(GG016372-01):06	224,189	
43.001	SCIENCE		PASS-THROUGH	CORNELL UNIVERSITY	142075-21986	175,113	
43.001	SCIENCE		PASS-THROUGH	DARTMOUTH COLLEGE	R1443:5	6,927	
43.001	SCIENCE		PASS-THROUGH	DREXEL UNIVERSITY	950067	26,592	
43.001	SCIENCE		PASS-THROUGH	DREXEL UNIVERSITY	950019:4	(16,324)	
43.001	SCIENCE		PASS-THROUGH	EARTH AND SPACE RESEARCH	ESR 2021-274:3	85,645	
43.001	SCIENCE		PASS-THROUGH	EARTH AND SPACE RESEARCH	ESR-2016-224-UCSD	(1,236)	
43.001	SCIENCE		PASS-THROUGH	EMBRY-RIDDLE AERONAUTICAL UNIVERSITY, INC.	GC61716-S1	53,917	
43.001	SCIENCE		PASS-THROUGH	GEORGIA INSTITUTE OF TECHNOLOGY	AWD-002988-G1	23,763	
43.001	SCIENCE		PASS-THROUGH	GEORGIA INSTITUTE OF TECHNOLOGY	AWD-003672-G1	204	
43.001	SCIENCE		PASS-THROUGH	HARVARD UNIVERSITY	134338-5119547	6,464	
43.001	SCIENCE		PASS-THROUGH	HOWARD UNIVERSITY	GRT000418-100015134	24,999	
43.001	SCIENCE		PASS-THROUGH	JET PROPULSION LABORATORY	1524322	147,400	
43.001	SCIENCE		PASS-THROUGH	JET PROPULSION LABORATORY	1564598	48,553	
43.001	SCIENCE		PASS-THROUGH	JET PROPULSION LABORATORY	1641977	74,367	
43.001	SCIENCE		PASS-THROUGH	JET PROPULSION LABORATORY	1665736	35,997	
43.001	SCIENCE		PASS-THROUGH	JET PROPULSION LABORATORY	1674228	122,366	
43.001	SCIENCE		PASS-THROUGH	JET PROPULSION LABORATORY	1678081	4,589	
43.001	SCIENCE		PASS-THROUGH	JET PROPULSION LABORATORY	1678110	3,794	
43.001	SCIENCE		PASS-THROUGH	JET PROPULSION LABORATORY	1687803	8,768	
43.001	SCIENCE		PASS-THROUGH	JET PROPULSION LABORATORY	1689143	6,000	
43.001	SCIENCE		PASS-THROUGH	JET PROPULSION LABORATORY	1692245	1,858	
43.001	SCIENCE		PASS-THROUGH	JET PROPULSION LABORATORY	1694206	64,310	
43.001	SCIENCE		PASS-THROUGH	JET PROPULSION LABORATORY	1694393	134,523	
43.001	SCIENCE		PASS-THROUGH	JET PROPULSION LABORATORY	1704538	14,804	
43.001	SCIENCE		PASS-THROUGH	JET PROPULSION LABORATORY	1705088	39,192	

University of California
Schedule of Expenditures of Federal Awards

For the Fiscal Year Ended June 30, 2024
(Expressed in Whole Dollars)

Assistance Listing Number		Federal Program Title	Additional Award Identification	Direct / Pass Through	Agency or Pass Through Entity	Pass Through No. or Other Identifier	Federal Expenditures	Funds Passed Through to Subrecipients
43.001	SCIENCE			PASS-THROUGH	JET PROPULSION LABORATORY	1401886:022	71,954	
43.001	SCIENCE			PASS-THROUGH	JET PROPULSION LABORATORY	1512986:036	1,313,320	
43.001	SCIENCE			PASS-THROUGH	JET PROPULSION LABORATORY	1533870:007	169	
43.001	SCIENCE			PASS-THROUGH	JET PROPULSION LABORATORY	RSA 16191915	4,405	
43.001	SCIENCE			PASS-THROUGH	JET PROPULSION LABORATORY	RSA 1646432	257,460	
43.001	SCIENCE			PASS-THROUGH	JET PROPULSION LABORATORY	RSA 1656356	31,809	
						Sub 1656366 (Formerly		
43.001	SCIENCE			PASS-THROUGH	JET PROPULSION LABORATORY	1642277)	(142)	
43.001	SCIENCE			PASS-THROUGH	JOHNS HOPKINS UNIVERSITY	168014	42,955	
43.001	SCIENCE			PASS-THROUGH	JOHNS HOPKINS UNIVERSITY	179518	9,490	
43.001	SCIENCE			PASS-THROUGH	JOHNS HOPKINS UNIVERSITY	186005	15,217	
43.001	SCIENCE			PASS-THROUGH	JOHNS HOPKINS UNIVERSITY	132224:25	74,880	
43.001	SCIENCE			PASS-THROUGH	JOHNS HOPKINS UNIVERSITY	178856:3	163,556	
43.001	SCIENCE			PASS-THROUGH	KANSAS STATE UNIVERSITY	A20-0571-S001:3	31,735	
43.001	SCIENCE			PASS-THROUGH	MASSACHUSETTS INSTITUTE OF TECHNOLOGY	S5597, PO #695844	56,077	
43.001	SCIENCE			PASS-THROUGH	MONTANA STATE UNIVERSITY	G241-19-W7767	23,426	
43.001	SCIENCE			PASS-THROUGH	MONTANA STATE UNIVERSITY	G247-23-WA271:3	84,257	
43.001	SCIENCE			PASS-THROUGH	MONTANA STATE UNIVERSITY	G330-23-WA271	61,271	
43.001	SCIENCE			PASS-THROUGH	MONTEREY BAY AQUARIUM RESEARCH INSTITUTE	80NSSC20M0001	91,405	
43.001	SCIENCE			PASS-THROUGH	NASA SHARED SERVICES CENTER	80NSSC21K0256	42,298	40,859
43.001	SCIENCE			PASS-THROUGH	NATURE CONSERVANCY	06212023-16392	2,772	
43.001	SCIENCE			PASS-THROUGH	NEW JERSEY INSTITUTE OF TECHNOLOGY	050426	2,692	
43.001	SCIENCE			PASS-THROUGH	NEW JERSEY INSTITUTE OF TECHNOLOGY	051543	31,843	
43.001	SCIENCE			PASS-THROUGH	NEW JERSEY INSTITUTE OF TECHNOLOGY	997562:2	70,540	
						SUB Q02252 (
43.001	SCIENCE			PASS-THROUGH	NEW MEXICO STATE UNIVERSITY	80NSSC21K0551)	26,794	
43.001	SCIENCE			PASS-THROUGH	NORTHWEST RESEARCH ASSOCIATES, INC.	NWRA-20-S-213	25,856	
43.001	SCIENCE			PASS-THROUGH	OEWAVES, INC.	20235222	99,999	
43.001	SCIENCE			PASS-THROUGH	OHIO STATE UNIVERSITY	GR125287 SPC1000005984	75,918	
43.001	SCIENCE			PASS-THROUGH	PLANETARY SCIENCE INSTITUTE	1705-UCLA:5	2,708	
43.001	SCIENCE			PASS-THROUGH	PLANETARY SCIENCE INSTITUTE	1884-UCLA:2	25,553	
43.001	SCIENCE			PASS-THROUGH	POINT BLUE CONSERVATION SCIENCE	2197-UM-1	98,344	
43.001	SCIENCE			PASS-THROUGH	PREDICTIVE SCIENCE INCORPORATED	92820NAPR10-UCB	4,339	
43.001	SCIENCE			PASS-THROUGH	PRINCETON UNIVERSITY	SUB0000560	50,518	
43.001	SCIENCE			PASS-THROUGH	PURDUE UNIVERSITY	12000362-004	67,313	
43.001	SCIENCE			PASS-THROUGH	Q-PEAK	Sub SC-30-01033-2764-46	(4,601)	
43.001	SCIENCE			PASS-THROUGH	RESEARCH FOUNDATION OF THE CITY UNIVERSITY OF NEW YORK	CM00007270	91,861	
43.001	SCIENCE			PASS-THROUGH	RICE UNIVERSITY	R53822:8	202,696	
43.001	SCIENCE			PASS-THROUGH	RICE UNIVERSITY	R53824	153,456	
43.001	SCIENCE			PASS-THROUGH	ROCHESTER INSTITUTE OF TECHNOLOGY	32804-02	50,215	
43.001	SCIENCE			PASS-THROUGH	RUTGERS, THE STATE UNIVERSITY OF NEW JERSEY	1947	15,746	
43.001	SCIENCE			PASS-THROUGH	RUTGERS, THE STATE UNIVERSITY OF NEW JERSEY	SUB 0643 (80NSSC18M0093)	(71,442)	
43.001	SCIENCE			PASS-THROUGH	SETI INSTITUTE	SC 3928	25,431	
43.001	SCIENCE			PASS-THROUGH	SETI INSTITUTE	SC-3766	146,310	
43.001	SCIENCE			PASS-THROUGH	SLAC NATIONAL ACCELERATOR LABORATORY	CONTRACT # PY-1775	155,201	
43.001	SCIENCE			PASS-THROUGH	SONOMA STATE UNIVERSITY	124098	5,071	
43.001	SCIENCE			PASS-THROUGH	SOUTHWEST RESEARCH INSTITUTE	699046X:40	190,338	
43.001	SCIENCE			PASS-THROUGH	SOUTHWEST RESEARCH INSTITUTE	M99056DS	3,169	
43.001	SCIENCE			PASS-THROUGH	SOUTHWEST RESEARCH INSTITUTE	Q99021EH	(15,180)	
						Sub N99059EH		
43.001	SCIENCE			PASS-THROUGH	SOUTHWEST RESEARCH INSTITUTE	(80GSFC18C0014)	291,445	
43.001	SCIENCE			PASS-THROUGH	SRI INTERNATIONAL	PO36751	28,367	

University of California
Schedule of Expenditures of Federal Awards

For the Fiscal Year Ended June 30, 2024
(Expressed in Whole Dollars)

Assistance Listing Number	Federal Program Title	Additional Award Identification	Direct / Pass Through	Agency or Pass Through Entity	Pass Through No. or Other Identifier	Federal Expenditures	Funds Passed Through to Subrecipients
43.001	SCIENCE		PASS-THROUGH	STANFORD UNIVERSITY	62962513-244464	366,738	
43.001	SCIENCE		PASS-THROUGH	STANFORD UNIVERSITY	62962517-244464	190,491	
43.001	SCIENCE		PASS-THROUGH	STATE OF MONTANA	30073675	30,752	
43.001	SCIENCE		PASS-THROUGH	STATE UNIVERSITY OF NEW YORK	1169651-2-91932	69,737	
43.001	SCIENCE		PASS-THROUGH	STATE UNIVERSITY SYSTEM OF FLORIDA	GR107263:05	25,553	
43.001	SCIENCE		PASS-THROUGH	TEXAS A&M UNIVERSITY - COLLEGE STATION	M2300680:1	158,753	
43.001	SCIENCE		PASS-THROUGH	THE CATHOLIC UNIVERSITY OF AMERICA	365206Sub2	1,824	
				THE JOHNS HOPKINS UNIVERSITY APPLIED PHYSICS LABORATORY			
43.001	SCIENCE		PASS-THROUGH	LLC	169936	64,901	
43.001	SCIENCE		PASS-THROUGH	THE NEW YORK BOTANICAL GARDEN	UCSC-80NSSC23K1013	76,082	
43.001	SCIENCE		PASS-THROUGH	THE SMITHSONIAN ASTROPHYSICAL OBSERVATORY	GO2-23105X	45,593	
43.001	SCIENCE		PASS-THROUGH	UNIVERSITIES SPACE RESEARCH ASSOCIATION	09_0038	1,065	
				UNIVERSITY AT BUFFALO (A STATE UNIVERSITY OF NEW YORK			
43.001	SCIENCE		PASS-THROUGH	CAMPUS	R1264148	27,799	
43.001	SCIENCE		PASS-THROUGH	UNIVERSITY CORPORATION FOR ATMOSPHERIC RESEARCH	SUBAWD003763	22,872	
43.001	SCIENCE		PASS-THROUGH	UNIVERSITY CORPORATION FOR ATMOSPHERIC RESEARCH	UCAR Subaward 002494	40,017	
43.001	SCIENCE		PASS-THROUGH	UNIVERSITY OF ALASKA SYSTEM	UA22-0055	21,192	
43.001	SCIENCE		PASS-THROUGH	UNIVERSITY OF ALASKA SYSTEM	UAF 20-0029	30,527	
43.001	SCIENCE		PASS-THROUGH	UNIVERSITY OF ALASKA SYSTEM	UAF 20-0056:2	(5)	
43.001	SCIENCE		PASS-THROUGH	UNIVERSITY OF ARIZONA	302952	99,753	
43.001	SCIENCE		PASS-THROUGH	UNIVERSITY OF ARIZONA	526306	5,852	
43.001	SCIENCE		PASS-THROUGH	UNIVERSITY OF ARIZONA	555522	8,109	
43.001	SCIENCE		PASS-THROUGH	UNIVERSITY OF ARIZONA	596840	12,242	
43.001	SCIENCE		PASS-THROUGH	UNIVERSITY OF ARIZONA	599256	58,129	
43.001	SCIENCE		PASS-THROUGH	UNIVERSITY OF ARIZONA	642895	5,574	
43.001	SCIENCE		PASS-THROUGH	UNIVERSITY OF ARIZONA	730335	1,691	
43.001	SCIENCE		PASS-THROUGH	UNIVERSITY OF ARIZONA	753561	15,887	
43.001	SCIENCE		PASS-THROUGH	UNIVERSITY OF CENTRAL FLORIDA	24086A25	20,081	
43.001	SCIENCE		PASS-THROUGH	UNIVERSITY OF CENTRAL FLORIDA	GR102610	48,419	
43.001	SCIENCE		PASS-THROUGH	UNIVERSITY OF CHICAGO	AWD101790 (SUB000000475)	141,773	
43.001	SCIENCE		PASS-THROUGH	UNIVERSITY OF COLORADO BOULDER	1554208	(375)	
43.001	SCIENCE		PASS-THROUGH	UNIVERSITY OF COLORADO BOULDER	1558900	8,443	
43.001	SCIENCE		PASS-THROUGH	UNIVERSITY OF COLORADO BOULDER	1559618	20,868	
43.001	SCIENCE		PASS-THROUGH	UNIVERSITY OF COLORADO BOULDER	1562246	69,863	
43.001	SCIENCE		PASS-THROUGH	UNIVERSITY OF COLORADO BOULDER	1562704	33,874	
43.001	SCIENCE		PASS-THROUGH	UNIVERSITY OF COLORADO BOULDER	PO-1001787766	22,862	
43.001	SCIENCE		PASS-THROUGH	UNIVERSITY OF COLORADO SYSTEM	1564558	49,050	
43.001	SCIENCE		PASS-THROUGH	UNIVERSITY OF COLORADO SYSTEM	1564856	42,116	
43.001	SCIENCE		PASS-THROUGH	UNIVERSITY OF COLORADO SYSTEM	1546525:24	144,496	
43.001	SCIENCE		PASS-THROUGH	UNIVERSITY OF COLORADO SYSTEM	1559320:2	5	
43.001	SCIENCE		PASS-THROUGH	UNIVERSITY OF COLORADO SYSTEM	1559841:02	100,413	
43.001	SCIENCE		PASS-THROUGH	UNIVERSITY OF COLORADO SYSTEM	1559941:03	16,789	
43.001	SCIENCE		PASS-THROUGH	UNIVERSITY OF DELAWARE	53737	29,403	
43.001	SCIENCE		PASS-THROUGH	UNIVERSITY OF DELAWARE	58185	51,036	
43.001	SCIENCE		PASS-THROUGH	UNIVERSITY OF DELAWARE	UDR0000141	15,757	
43.001	SCIENCE		PASS-THROUGH	UNIVERSITY OF FLORIDA	SUB 00002293	1	
43.001	SCIENCE		PASS-THROUGH	UNIVERSITY OF HAWAII AT MANOA	MA1913	73,498	
43.001	SCIENCE		PASS-THROUGH	UNIVERSITY OF HOUSTON	R-20-0013	214	
43.001	SCIENCE		PASS-THROUGH	UNIVERSITY OF HOUSTON	R-22-00000033:1	22,449	
43.001	SCIENCE		PASS-THROUGH	UNIVERSITY OF HOUSTON	R-23-0005	130,682	
43.001	SCIENCE		PASS-THROUGH	UNIVERSITY OF IOWA	S00973-01	116,494	
43.001	SCIENCE		PASS-THROUGH	UNIVERSITY OF IOWA	S01117-01:03	36,672	
43.001	SCIENCE		PASS-THROUGH	UNIVERSITY OF IOWA	S01120-01	248	

University of California
Schedule of Expenditures of Federal Awards

For the Fiscal Year Ended June 30, 2024
(Expressed in Whole Dollars)

Assistance Listing Number	Federal Program Title	Additional Award Identification	Direct / Pass Through	Agency or Pass Through Entity	Pass Through No. or Other Identifier	Federal Expenditures	Funds Passed Through to Subrecipients
43.001	SCIENCE		PASS-THROUGH	UNIVERSITY OF IOWA	S01485-01:04	14,615	
43.001	SCIENCE		PASS-THROUGH	UNIVERSITY OF MAINE SYSTEM	UMS1282	28,979	
43.001	SCIENCE		PASS-THROUGH	UNIVERSITY OF MARYLAND, COLLEGE PARK	113968-Z6440201	30,755	
43.001	SCIENCE		PASS-THROUGH	UNIVERSITY OF MARYLAND, COLLEGE PARK	124986-Z6521201	108,807	
43.001	SCIENCE		PASS-THROUGH	UNIVERSITY OF MARYLAND, COLLEGE PARK	NASA0095-01:2	58,050	
43.001	SCIENCE		PASS-THROUGH	UNIVERSITY OF MARYLAND, COLLEGE PARK	SUB 79032-Z6208201	(18)	
43.001	SCIENCE		PASS-THROUGH	UNIVERSITY OF MICHIGAN	SUBK00017342	15,295	
43.001	SCIENCE		PASS-THROUGH	UNIVERSITY OF MINNESOTA	A005276801	1,696	
43.001	SCIENCE		PASS-THROUGH	UNIVERSITY OF MINNESOTA	A008844101	44,959	
43.001	SCIENCE		PASS-THROUGH	UNIVERSITY OF MINNESOTA	A008969901	8,678	
43.001	SCIENCE		PASS-THROUGH	UNIVERSITY OF MINNESOTA	A009928901	352,073	
43.001	SCIENCE		PASS-THROUGH	UNIVERSITY OF MINNESOTA	P008686901:2	396,499	
43.001	SCIENCE		PASS-THROUGH	UNIVERSITY OF MISSOURI	C00077406-3	195,592	
					C00077406-		
43.001	SCIENCE		PASS-THROUGH	UNIVERSITY OF MISSOURI	4(80NSSC21K0596)	68,199	
43.001	SCIENCE		PASS-THROUGH	UNIVERSITY OF NEBRASKA-LINCOLN	25-6238-1076-002	9	
43.001	SCIENCE		PASS-THROUGH	UNIVERSITY OF NEW HAMPSHIRE	06-001:89	652,435	38,000
43.001	SCIENCE		PASS-THROUGH	UNIVERSITY OF NEW HAMPSHIRE	L0026	41,643	
43.001	SCIENCE		PASS-THROUGH	UNIVERSITY OF NEW HAMPSHIRE	L0150	218,187	
43.001	SCIENCE		PASS-THROUGH	UNIVERSITY OF SOUTHERN CALIFORNIA	118062835	14,837	
43.001	SCIENCE		PASS-THROUGH	UNIVERSITY OF SOUTHERN CALIFORNIA	118063018	6,222	
43.001	SCIENCE		PASS-THROUGH	UNIVERSITY OF SOUTHERN CALIFORNIA	131472049	728	
43.001	SCIENCE		PASS-THROUGH	UNIVERSITY OF TEXAS AT ARLINGTON	2021GC0619	35,912	
43.001	SCIENCE		PASS-THROUGH	UNIVERSITY OF TEXAS AT AUSTIN	sub: UTAUS-SUB00001129	30,000	
43.001	SCIENCE		PASS-THROUGH	UNIVERSITY OF TEXAS AT AUSTIN	SUB00001371	24,440	
43.001	SCIENCE		PASS-THROUGH	UNIVERSITY OF TEXAS AT AUSTIN	UTA19-000493:3	265	
43.001	SCIENCE		PASS-THROUGH	UNIVERSITY OF TEXAS AT AUSTIN	UTA20-000961:2	2,052	
43.001	SCIENCE		PASS-THROUGH	UNIVERSITY OF TEXAS AT AUSTIN	UTA21-000438	24,210	
43.001	SCIENCE		PASS-THROUGH	UNIVERSITY OF TEXAS AT AUSTIN	UTA21-000439	22,550	
43.001	SCIENCE		PASS-THROUGH	UNIVERSITY OF TEXAS AT AUSTIN	UTAUS-SUB00000621	194,345	
43.001	SCIENCE		PASS-THROUGH	UNIVERSITY OF TEXAS AT DALLAS	23011794	30,066	
43.001	SCIENCE		PASS-THROUGH	UNIVERSITY OF TEXAS AT DALLAS	22010153:001	73,026	
43.001	SCIENCE		PASS-THROUGH	UNIVERSITY OF TEXAS AT DALLAS	22010677:1	41,702	
43.001	SCIENCE		PASS-THROUGH	UNIVERSITY OF TEXAS AT DALLAS	23011016:1	5,347	
43.001	SCIENCE		PASS-THROUGH	UNIVERSITY OF TOLEDO	F-2024-2	12,488	
43.001	SCIENCE		PASS-THROUGH	UNIVERSITY OF UTAH	10068136-01-UCI	10,256	
43.001	SCIENCE		PASS-THROUGH	UNIVERSITY OF WISCONSIN-MADISON	0000001288	56,679	
43.001	SCIENCE		PASS-THROUGH	WEST VIRGINIA UNIVERSITY	21-481-UCB	42,864	
43.001	SCIENCE		PASS-THROUGH	WEST VIRGINIA UNIVERSITY	21-481-UCLA:2	61,168	
43.001	SCIENCE		PASS-THROUGH	WEST VIRGINIA UNIVERSITY	21-499-UCB	129,566	
43.001	SCIENCE		PASS-THROUGH	WESTED	S-00019052	23,565	
43.001	SCIENCE		PASS-THROUGH	WESTED	s00030264.0	56,556	
43.001	SCIENCE		PASS-THROUGH	WOODS HOLE OCEANOGRAPHIC INSTITUTION	23015800	4,460	
43.001	SCIENCE		PASS-THROUGH	WOODS HOLE OCEANOGRAPHIC INSTITUTION	A101474	124,220	
43.001	SCIENCE		PASS-THROUGH	WOODS HOLE OCEANOGRAPHIC INSTITUTION	A101564 / 23114201:0	15,748	
43.001	SCIENCE		PASS-THROUGH	WOODS HOLE OCEANOGRAPHIC INSTITUTION	A101585/23016901	88,872	
43.001	SCIENCE		PASS-THROUGH	WOODS HOLE OCEANOGRAPHIC INSTITUTION	A101615 / 23071300	99,336	
43.001	SCIENCE		PASS-THROUGH	WOODWELL CLIMATE RESEARCH CENTER, INC.	DGX411-03	18,722	
43.001	SCIENCE		PASS-THROUGH	WORLD WILDLIFE FUND INC.	SC17417	204,519	
43.002	AERONAUTICS		DIRECT	NATIONAL AERONAUTICS AND SPACE ADMINISTRATION		2,318,188	842,489
43.002	AERONAUTICS		PASS-THROUGH	CALIFORNIA INSTITUTE OF TECHNOLOGY	S403570	1,431,090	
43.002	AERONAUTICS		PASS-THROUGH	STANFORD UNIVERSITY	62508787-176172	176,489	
43.002	AERONAUTICS		PASS-THROUGH	UNIVERSITY OF WASHINGTON	UWSC12243:5	63,150	
43.003	EXPLORATION		DIRECT	NATIONAL AERONAUTICS AND SPACE ADMINISTRATION		955,069	30,645

University of California
Schedule of Expenditures of Federal Awards

For the Fiscal Year Ended June 30, 2024
(Expressed in Whole Dollars)

Assistance Listing Number	Federal Program Title	Additional Award Identification	Direct / Pass Through	Agency or Pass Through Entity	Pass Through No. or Other Identifier	Federal Expenditures	Funds Passed Through to Subrecipients
43.003	EXPLORATION		PASS-THROUGH	ASSOCIATION OF UNIVERSITIES FOR RESEARCH IN ASTRONOMY, INC.	HST-GO-17080.002-A	100	
43.003	EXPLORATION		PASS-THROUGH	BAYLOR COLLEGE OF MEDICINE	A132254	(4,183)	
43.003	EXPLORATION		PASS-THROUGH	BAYLOR COLLEGE OF MEDICINE	A139538	399,529	
43.003	EXPLORATION		PASS-THROUGH	MASS GENERAL BRIGHAM INCORPORATED	236987	22,725	
43.003	EXPLORATION		PASS-THROUGH	SOUTHWEST RESEARCH INSTITUTE	J99018CP	30,204	
43.003	EXPLORATION		PASS-THROUGH	UNIVERSITY OF COLORADO BOULDER	1561495	66,737	
43.003	EXPLORATION		PASS-THROUGH	UNIVERSITY OF COLORADO SYSTEM	1555630:16	15,843	
43.007	SPACE OPERATIONS		DIRECT	NATIONAL AERONAUTICS AND SPACE ADMINISTRATION		31,544	
43.007	SPACE OPERATIONS		PASS-THROUGH	STANFORD UNIVERSITY	63331019-299078	1,107	
43.007	SPACE OPERATIONS		PASS-THROUGH	UNIVERSITY OF PENNSYLVANIA	578892	83,391	
43.008	OFFICE OF STEM ENGAGEMENT (OSTEM)		DIRECT	NATIONAL AERONAUTICS AND SPACE ADMINISTRATION		1,886,291	
43.008	OFFICE OF STEM ENGAGEMENT (OSTEM)		PASS-THROUGH	NORTHWEST INDIAN COLLEGE	NWIC-23112SA-UCSC	65,830	
43.008	OFFICE OF STEM ENGAGEMENT (OSTEM)		PASS-THROUGH	SECOR STRATEGIES, LLC	SB230217	1,500	
43.008	OFFICE OF STEM ENGAGEMENT (OSTEM)		PASS-THROUGH	UNIVERSITY OF TEXAS AT SAN ANTONIO	1000003323:0005	57,701	
43.012	SPACE TECHNOLOGY		DIRECT	NATIONAL AERONAUTICS AND SPACE ADMINISTRATION		7,529,798	2,992,866
43.012	SPACE TECHNOLOGY		PASS-THROUGH	ASSOCIATION OF UNIVERSITIES FOR RESEARCH IN ASTRONOMY, INC.	HST-AR-16121.001-A:5	4,819	
43.012	SPACE TECHNOLOGY		PASS-THROUGH	ASSOCIATION OF UNIVERSITIES FOR RESEARCH IN ASTRONOMY, INC.	HST-GO-16667 008-A	48,916	
43.012	SPACE TECHNOLOGY		PASS-THROUGH	ASSOCIATION OF UNIVERSITIES FOR RESEARCH IN ASTRONOMY, INC.	HST-GO-16684 004-A	115,858	
43.012	SPACE TECHNOLOGY		PASS-THROUGH	ASSOCIATION OF UNIVERSITIES FOR RESEARCH IN ASTRONOMY, INC.	HST-GO-16773 002-A	33,898	
43.012	SPACE TECHNOLOGY		PASS-THROUGH	ASSOCIATION OF UNIVERSITIES FOR RESEARCH IN ASTRONOMY, INC.	HST-GO-17114 001-A	45,376	
43.012	SPACE TECHNOLOGY		PASS-THROUGH	ASSOCIATION OF UNIVERSITIES FOR RESEARCH IN ASTRONOMY, INC.	HST-GO-17212 002-A	46,842	
43.012	SPACE TECHNOLOGY		PASS-THROUGH	OREGON STATE UNIVERSITY	U1646A-A:1	96,304	
43.012	SPACE TECHNOLOGY		PASS-THROUGH	UNIVERSITY OF TEXAS AT AUSTIN	UT AUS-SUB00001222	150,264	
43.RD	FEDERAL CONTRACTS		DIRECT	NATIONAL AERONAUTICS AND SPACE ADMINISTRATION		65,724,873	28,697,676
43.RD	FEDERAL CONTRACTS		PASS-THROUGH	ARIZONA STATE UNIVERSITY	17-253:17	76,339	
43.RD	FEDERAL CONTRACTS		PASS-THROUGH	ARKANSAS TECH UNIVERSITY	063021-a:02	24,827	
43.RD	FEDERAL CONTRACTS		PASS-THROUGH	ASSOCIATION OF UNIVERSITIES FOR RESEARCH IN ASTRONOMY, INC.	HST-AR-16120.006-A	49,408	
43.RD	FEDERAL CONTRACTS		PASS-THROUGH	ASSOCIATION OF UNIVERSITIES FOR RESEARCH IN ASTRONOMY, INC.	HST-AR-16141.001-A	21,537	
43.RD	FEDERAL CONTRACTS		PASS-THROUGH	ASSOCIATION OF UNIVERSITIES FOR RESEARCH IN ASTRONOMY, INC.	HST-AR-16143.001-A:5	4,735	
43.RD	FEDERAL CONTRACTS		PASS-THROUGH	ASSOCIATION OF UNIVERSITIES FOR RESEARCH IN ASTRONOMY, INC.	HST-AR-16148.003-A	27,528	
43.RD	FEDERAL CONTRACTS		PASS-THROUGH	ASSOCIATION OF UNIVERSITIES FOR RESEARCH IN ASTRONOMY, INC.	HST-AR-16159.001-A	28,707	
43.RD	FEDERAL CONTRACTS		PASS-THROUGH	ASSOCIATION OF UNIVERSITIES FOR RESEARCH IN ASTRONOMY, INC.	HST-AR-16608.001-A	28,981	
43.RD	FEDERAL CONTRACTS		PASS-THROUGH	ASSOCIATION OF UNIVERSITIES FOR RESEARCH IN ASTRONOMY, INC.	HST-AR-16628.002-A	17,944	
43.RD	FEDERAL CONTRACTS		PASS-THROUGH	ASSOCIATION OF UNIVERSITIES FOR RESEARCH IN ASTRONOMY, INC.	HST-AR-17026.004-A	58,295	
43.RD	FEDERAL CONTRACTS		PASS-THROUGH	ASSOCIATION OF UNIVERSITIES FOR RESEARCH IN ASTRONOMY, INC.	HST-AR-17030.001-A:3	108,418	
43.RD	FEDERAL CONTRACTS		PASS-THROUGH	ASSOCIATION OF UNIVERSITIES FOR RESEARCH IN ASTRONOMY, INC.	HST-AR-17032.001-A	59,275	

University of California
Schedule of Expenditures of Federal Awards

For the Fiscal Year Ended June 30, 2024
(Expressed in Whole Dollars)

Assistance Listing Number	Federal Program Title	Additional Award Identification	Direct / Pass Through	Agency or Pass Through Entity	Pass Through No. or Other Identifier	Federal Expenditures	Funds Passed Through to Subrecipients
43.RD	FEDERAL CONTRACTS		PASS-THROUGH	ASSOCIATION OF UNIVERSITIES FOR RESEARCH IN ASTRONOMY, INC.	HST-AR-17059.001-A	422,451	
43.RD	FEDERAL CONTRACTS		PASS-THROUGH	ASSOCIATION OF UNIVERSITIES FOR RESEARCH IN ASTRONOMY, INC.	HST-AR-17063.003-A:1	5,814	
43.RD	FEDERAL CONTRACTS		PASS-THROUGH	ASSOCIATION OF UNIVERSITIES FOR RESEARCH IN ASTRONOMY, INC.	HST-AR-17063.005-A	10,958	
43.RD	FEDERAL CONTRACTS		PASS-THROUGH	ASSOCIATION OF UNIVERSITIES FOR RESEARCH IN ASTRONOMY, INC.	HST-GO-13937.003-A	73,997	
43.RD	FEDERAL CONTRACTS		PASS-THROUGH	ASSOCIATION OF UNIVERSITIES FOR RESEARCH IN ASTRONOMY, INC.	HST-GO-14764.002-A	2	
43.RD	FEDERAL CONTRACTS		PASS-THROUGH	ASSOCIATION OF UNIVERSITIES FOR RESEARCH IN ASTRONOMY, INC.	HST-GO-15117.020-A	6,220	
43.RD	FEDERAL CONTRACTS		PASS-THROUGH	ASSOCIATION OF UNIVERSITIES FOR RESEARCH IN ASTRONOMY, INC.	HST-GO-15653.001-A	(7)	
43.RD	FEDERAL CONTRACTS		PASS-THROUGH	ASSOCIATION OF UNIVERSITIES FOR RESEARCH IN ASTRONOMY, INC.	HST-GO-15665.001-A	(2,754)	
43.RD	FEDERAL CONTRACTS		PASS-THROUGH	ASSOCIATION OF UNIVERSITIES FOR RESEARCH IN ASTRONOMY, INC.	HST-GO-15871.001-A	48,975	
43.RD	FEDERAL CONTRACTS		PASS-THROUGH	ASSOCIATION OF UNIVERSITIES FOR RESEARCH IN ASTRONOMY, INC.	HST-GO-15889.002-A	335	
43.RD	FEDERAL CONTRACTS		PASS-THROUGH	ASSOCIATION OF UNIVERSITIES FOR RESEARCH IN ASTRONOMY, INC.	HST-GO-15901.001-A	73,887	
43.RD	FEDERAL CONTRACTS		PASS-THROUGH	ASSOCIATION OF UNIVERSITIES FOR RESEARCH IN ASTRONOMY, INC.	HST-GO-15902.001-A	70,424	
43.RD	FEDERAL CONTRACTS		PASS-THROUGH	ASSOCIATION OF UNIVERSITIES FOR RESEARCH IN ASTRONOMY, INC.	HST-GO-15910.002-A:7	13,339	
43.RD	FEDERAL CONTRACTS		PASS-THROUGH	ASSOCIATION OF UNIVERSITIES FOR RESEARCH IN ASTRONOMY, INC.	HST-GO-15918.002-A	19,028	
43.RD	FEDERAL CONTRACTS		PASS-THROUGH	ASSOCIATION OF UNIVERSITIES FOR RESEARCH IN ASTRONOMY, INC.	HST-GO-15936.003-A	16,117	
43.RD	FEDERAL CONTRACTS		PASS-THROUGH	ASSOCIATION OF UNIVERSITIES FOR RESEARCH IN ASTRONOMY, INC.	HST-GO-15936.008-A:6	1,308	
43.RD	FEDERAL CONTRACTS		PASS-THROUGH	ASSOCIATION OF UNIVERSITIES FOR RESEARCH IN ASTRONOMY, INC.	HST-GO-15936.011-A	396	
43.RD	FEDERAL CONTRACTS		PASS-THROUGH	ASSOCIATION OF UNIVERSITIES FOR RESEARCH IN ASTRONOMY, INC.	HST-GO-15952.003-A:1	3,827	
43.RD	FEDERAL CONTRACTS		PASS-THROUGH	ASSOCIATION OF UNIVERSITIES FOR RESEARCH IN ASTRONOMY, INC.	HST-GO-16053.002-A	43,763	
43.RD	FEDERAL CONTRACTS		PASS-THROUGH	ASSOCIATION OF UNIVERSITIES FOR RESEARCH IN ASTRONOMY, INC.	HST-GO-16075.009-A	803	
43.RD	FEDERAL CONTRACTS		PASS-THROUGH	ASSOCIATION OF UNIVERSITIES FOR RESEARCH IN ASTRONOMY, INC.	HST-GO-16084.001-A	(25,529)	
43.RD	FEDERAL CONTRACTS		PASS-THROUGH	ASSOCIATION OF UNIVERSITIES FOR RESEARCH IN ASTRONOMY, INC.	HST-GO-16162.010-A	6,923	
43.RD	FEDERAL CONTRACTS		PASS-THROUGH	ASSOCIATION OF UNIVERSITIES FOR RESEARCH IN ASTRONOMY, INC.	HST-GO-16178.001-A	10,672	
43.RD	FEDERAL CONTRACTS		PASS-THROUGH	ASSOCIATION OF UNIVERSITIES FOR RESEARCH IN ASTRONOMY, INC.	HST-GO-16179.001-A	9,805	
43.RD	FEDERAL CONTRACTS		PASS-THROUGH	ASSOCIATION OF UNIVERSITIES FOR RESEARCH IN ASTRONOMY, INC.	HST-GO-16185.008-A	7,932	
43.RD	FEDERAL CONTRACTS		PASS-THROUGH	ASSOCIATION OF UNIVERSITIES FOR RESEARCH IN ASTRONOMY, INC.	HST-GO-16189.002-A	3,783	
43.RD	FEDERAL CONTRACTS		PASS-THROUGH	ASSOCIATION OF UNIVERSITIES FOR RESEARCH IN ASTRONOMY, INC.	HST-GO-16191.007-A	10,309	

University of California
Schedule of Expenditures of Federal Awards

For the Fiscal Year Ended June 30, 2024
(Expressed in Whole Dollars)

Assistance Listing Number	Federal Program Title	Additional Award Identification	Direct / Pass Through	Agency or Pass Through Entity	Pass Through No. or Other Identifier	Federal Expenditures	Funds Passed Through to Subrecipients
43.RD	FEDERAL CONTRACTS		PASS-THROUGH	ASSOCIATION OF UNIVERSITIES FOR RESEARCH IN ASTRONOMY, INC.	HST-GO-16198.003-A	181	
43.RD	FEDERAL CONTRACTS		PASS-THROUGH	ASSOCIATION OF UNIVERSITIES FOR RESEARCH IN ASTRONOMY, INC.	HST-GO-16226.002-A	49,381	
43.RD	FEDERAL CONTRACTS		PASS-THROUGH	ASSOCIATION OF UNIVERSITIES FOR RESEARCH IN ASTRONOMY, INC.	HST-GO-16264.009-A	16,707	
43.RD	FEDERAL CONTRACTS		PASS-THROUGH	ASSOCIATION OF UNIVERSITIES FOR RESEARCH IN ASTRONOMY, INC.	HST-GO-16267.001-A	9,005	
43.RD	FEDERAL CONTRACTS		PASS-THROUGH	ASSOCIATION OF UNIVERSITIES FOR RESEARCH IN ASTRONOMY, INC.	HST-GO-16269.004-A	197	
43.RD	FEDERAL CONTRACTS		PASS-THROUGH	ASSOCIATION OF UNIVERSITIES FOR RESEARCH IN ASTRONOMY, INC.	HST-GO-16273.005-A	9,911	
43.RD	FEDERAL CONTRACTS		PASS-THROUGH	ASSOCIATION OF UNIVERSITIES FOR RESEARCH IN ASTRONOMY, INC.	HST-GO-16292.008-A	3,061	
43.RD	FEDERAL CONTRACTS		PASS-THROUGH	ASSOCIATION OF UNIVERSITIES FOR RESEARCH IN ASTRONOMY, INC.	HST-GO-16293.008-A	36,286	
43.RD	FEDERAL CONTRACTS		PASS-THROUGH	ASSOCIATION OF UNIVERSITIES FOR RESEARCH IN ASTRONOMY, INC.	HST-GO16301.007-A	14,013	
43.RD	FEDERAL CONTRACTS		PASS-THROUGH	ASSOCIATION OF UNIVERSITIES FOR RESEARCH IN ASTRONOMY, INC.	HST-GO-16454.001-A	(1)	
43.RD	FEDERAL CONTRACTS		PASS-THROUGH	ASSOCIATION OF UNIVERSITIES FOR RESEARCH IN ASTRONOMY, INC.	HST-GO-16500.010-A	10,612	
43.RD	FEDERAL CONTRACTS		PASS-THROUGH	ASSOCIATION OF UNIVERSITIES FOR RESEARCH IN ASTRONOMY, INC.	HST-GO-16501.002-A4	25,695	
43.RD	FEDERAL CONTRACTS		PASS-THROUGH	ASSOCIATION OF UNIVERSITIES FOR RESEARCH IN ASTRONOMY, INC.	HST-GO-16656.001-A	12,390	
43.RD	FEDERAL CONTRACTS		PASS-THROUGH	ASSOCIATION OF UNIVERSITIES FOR RESEARCH IN ASTRONOMY, INC.	HST-GO-16658.001-A	12,059	
43.RD	FEDERAL CONTRACTS		PASS-THROUGH	ASSOCIATION OF UNIVERSITIES FOR RESEARCH IN ASTRONOMY, INC.	HST-GO-16687.002-A:1	59,661	
43.RD	FEDERAL CONTRACTS		PASS-THROUGH	ASSOCIATION OF UNIVERSITIES FOR RESEARCH IN ASTRONOMY, INC.	HST-GO-16707.001-A	32,279	
43.RD	FEDERAL CONTRACTS		PASS-THROUGH	ASSOCIATION OF UNIVERSITIES FOR RESEARCH IN ASTRONOMY, INC.	HST-GO-16729.003-A	11,326	
43.RD	FEDERAL CONTRACTS		PASS-THROUGH	ASSOCIATION OF UNIVERSITIES FOR RESEARCH IN ASTRONOMY, INC.	HST-GO-16795.002-A:1	5,355	
43.RD	FEDERAL CONTRACTS		PASS-THROUGH	ASSOCIATION OF UNIVERSITIES FOR RESEARCH IN ASTRONOMY, INC.	HST-GO-16836.001	964	
43.RD	FEDERAL CONTRACTS		PASS-THROUGH	ASSOCIATION OF UNIVERSITIES FOR RESEARCH IN ASTRONOMY, INC.	HST-GO-16880.001-A	29,372	
43.RD	FEDERAL CONTRACTS		PASS-THROUGH	ASSOCIATION OF UNIVERSITIES FOR RESEARCH IN ASTRONOMY, INC.	HST-GO-16913.006-A	41,205	
43.RD	FEDERAL CONTRACTS		PASS-THROUGH	ASSOCIATION OF UNIVERSITIES FOR RESEARCH IN ASTRONOMY, INC.	HST-GO-16929.001-A:5	1	
43.RD	FEDERAL CONTRACTS		PASS-THROUGH	ASSOCIATION OF UNIVERSITIES FOR RESEARCH IN ASTRONOMY, INC.	HST-GO-17067.001	53,318	
43.RD	FEDERAL CONTRACTS		PASS-THROUGH	ASSOCIATION OF UNIVERSITIES FOR RESEARCH IN ASTRONOMY, INC.	HST-GO-17128.002-A	16,828	
43.RD	FEDERAL CONTRACTS		PASS-THROUGH	ASSOCIATION OF UNIVERSITIES FOR RESEARCH IN ASTRONOMY, INC.	HST-GO-17130.001-A:3	91,478	
43.RD	FEDERAL CONTRACTS		PASS-THROUGH	ASSOCIATION OF UNIVERSITIES FOR RESEARCH IN ASTRONOMY, INC.	HST-GO-17132.004-A	19,210	
43.RD	FEDERAL CONTRACTS		PASS-THROUGH	ASSOCIATION OF UNIVERSITIES FOR RESEARCH IN ASTRONOMY, INC.	HST-GO-17137.002-A	23,354	

University of California
Schedule of Expenditures of Federal Awards

For the Fiscal Year Ended June 30, 2024
(Expressed in Whole Dollars)

Assistance Listing Number	Federal Program Title	Additional Award Identification	Direct / Pass Through	Agency or Pass Through Entity	Pass Through No. or Other Identifier	Federal Expenditures	Funds Passed Through to Subrecipients
43.RD	FEDERAL CONTRACTS		PASS-THROUGH	ASSOCIATION OF UNIVERSITIES FOR RESEARCH IN ASTRONOMY, INC.	HST-GO-17147.002-A:2	70,431	
43.RD	FEDERAL CONTRACTS		PASS-THROUGH	ASSOCIATION OF UNIVERSITIES FOR RESEARCH IN ASTRONOMY, INC.	HST-GO-17159.002-A	27,876	
43.RD	FEDERAL CONTRACTS		PASS-THROUGH	ASSOCIATION OF UNIVERSITIES FOR RESEARCH IN ASTRONOMY, INC.	HST-GO-17167.002-A	35,562	
43.RD	FEDERAL CONTRACTS		PASS-THROUGH	ASSOCIATION OF UNIVERSITIES FOR RESEARCH IN ASTRONOMY, INC.	HST-GO-17195.004-A	3,133	
43.RD	FEDERAL CONTRACTS		PASS-THROUGH	ASSOCIATION OF UNIVERSITIES FOR RESEARCH IN ASTRONOMY, INC.	HST-GO-17199.003-A	19,893	
43.RD	FEDERAL CONTRACTS		PASS-THROUGH	ASSOCIATION OF UNIVERSITIES FOR RESEARCH IN ASTRONOMY, INC.	HST-GO-17203.002-A	3,133	
43.RD	FEDERAL CONTRACTS		PASS-THROUGH	ASSOCIATION OF UNIVERSITIES FOR RESEARCH IN ASTRONOMY, INC.	HST-GO-17216.002-A	93,041	
43.RD	FEDERAL CONTRACTS		PASS-THROUGH	ASSOCIATION OF UNIVERSITIES FOR RESEARCH IN ASTRONOMY, INC.	HST-GO-17228.003-A	3,133	
43.RD	FEDERAL CONTRACTS		PASS-THROUGH	ASSOCIATION OF UNIVERSITIES FOR RESEARCH IN ASTRONOMY, INC.	HST-GO-17231.001-A	18,505	
43.RD	FEDERAL CONTRACTS		PASS-THROUGH	ASSOCIATION OF UNIVERSITIES FOR RESEARCH IN ASTRONOMY, INC.	HST-GO-17275.001-A	50,591	
43.RD	FEDERAL CONTRACTS		PASS-THROUGH	ASSOCIATION OF UNIVERSITIES FOR RESEARCH IN ASTRONOMY, INC.	HST-GO-17278.001-A	15,907	
43.RD	FEDERAL CONTRACTS		PASS-THROUGH	ASSOCIATION OF UNIVERSITIES FOR RESEARCH IN ASTRONOMY, INC.	HST-GO-17288.001-A:3	56,481	
43.RD	FEDERAL CONTRACTS		PASS-THROUGH	ASSOCIATION OF UNIVERSITIES FOR RESEARCH IN ASTRONOMY, INC.	HST-GO-17289.001-A	1,909	
43.RD	FEDERAL CONTRACTS		PASS-THROUGH	ASSOCIATION OF UNIVERSITIES FOR RESEARCH IN ASTRONOMY, INC.	HST-GO-17293.001-A	122,553	
43.RD	FEDERAL CONTRACTS		PASS-THROUGH	ASSOCIATION OF UNIVERSITIES FOR RESEARCH IN ASTRONOMY, INC.	HST-GO-17300.004-A	2,608	
43.RD	FEDERAL CONTRACTS		PASS-THROUGH	ASSOCIATION OF UNIVERSITIES FOR RESEARCH IN ASTRONOMY, INC.	HST-GO-17495.002-A	5,274	
43.RD	FEDERAL CONTRACTS		PASS-THROUGH	ASSOCIATION OF UNIVERSITIES FOR RESEARCH IN ASTRONOMY, INC.	HST-HF2-51461.001-A	30,454	
43.RD	FEDERAL CONTRACTS		PASS-THROUGH	ASSOCIATION OF UNIVERSITIES FOR RESEARCH IN ASTRONOMY, INC.	HST-HF2-51469.001-A	14,682	
43.RD	FEDERAL CONTRACTS		PASS-THROUGH	ASSOCIATION OF UNIVERSITIES FOR RESEARCH IN ASTRONOMY, INC.	HST-HF2-51476.001-A	(457)	
43.RD	FEDERAL CONTRACTS		PASS-THROUGH	ASSOCIATION OF UNIVERSITIES FOR RESEARCH IN ASTRONOMY, INC.	HST-HF2-51509.001-A	(25,243)	
43.RD	FEDERAL CONTRACTS		PASS-THROUGH	ASSOCIATION OF UNIVERSITIES FOR RESEARCH IN ASTRONOMY, INC.	HST-HF2-51536.001-A	95,348	
43.RD	FEDERAL CONTRACTS		PASS-THROUGH	ASSOCIATION OF UNIVERSITIES FOR RESEARCH IN ASTRONOMY, INC.	JWST-AR-02608.001-A	12,833	
43.RD	FEDERAL CONTRACTS		PASS-THROUGH	ASSOCIATION OF UNIVERSITIES FOR RESEARCH IN ASTRONOMY, INC.	JWST-ERS-01334.001-A	23,637	
43.RD	FEDERAL CONTRACTS		PASS-THROUGH	ASSOCIATION OF UNIVERSITIES FOR RESEARCH IN ASTRONOMY, INC.	JWST-ERS-01373.001-A	44,184	
43.RD	FEDERAL CONTRACTS		PASS-THROUGH	ASSOCIATION OF UNIVERSITIES FOR RESEARCH IN ASTRONOMY, INC.	JWST-ERS-01386.044-A	4,237	
43.RD	FEDERAL CONTRACTS		PASS-THROUGH	ASSOCIATION OF UNIVERSITIES FOR RESEARCH IN ASTRONOMY, INC.	JWST-GO-01619.009-A	7,975	
43.RD	FEDERAL CONTRACTS		PASS-THROUGH	ASSOCIATION OF UNIVERSITIES FOR RESEARCH IN ASTRONOMY, INC.	JWST-GO-01571.001-A	1,653	

University of California
Schedule of Expenditures of Federal Awards

For the Fiscal Year Ended June 30, 2024
(Expressed in Whole Dollars)

Assistance Listing Number	Federal Program Title	Additional Award Identification	Direct / Pass Through	Agency or Pass Through Entity	Pass Through No. or Other Identifier	Federal Expenditures	Funds Passed Through to Subrecipients
43.RD	FEDERAL CONTRACTS		PASS-THROUGH	ASSOCIATION OF UNIVERSITIES FOR RESEARCH IN ASTRONOMY, INC.	JWST-GO-01586.010-A	2,851	
43.RD	FEDERAL CONTRACTS		PASS-THROUGH	ASSOCIATION OF UNIVERSITIES FOR RESEARCH IN ASTRONOMY, INC.	JWST-GO-01747.002-A:	46,682	
43.RD	FEDERAL CONTRACTS		PASS-THROUGH	ASSOCIATION OF UNIVERSITIES FOR RESEARCH IN ASTRONOMY, INC.	JWST-GO-01794.002-A	10,207	
43.RD	FEDERAL CONTRACTS		PASS-THROUGH	ASSOCIATION OF UNIVERSITIES FOR RESEARCH IN ASTRONOMY, INC.	JWST-GO-01837.037-A	8,958	
43.RD	FEDERAL CONTRACTS		PASS-THROUGH	ASSOCIATION OF UNIVERSITIES FOR RESEARCH IN ASTRONOMY, INC.	JWST-GO-01837.060-A	8,941	
43.RD	FEDERAL CONTRACTS		PASS-THROUGH	ASSOCIATION OF UNIVERSITIES FOR RESEARCH IN ASTRONOMY, INC.	JWST-GO-01860.004-A	11,073	
43.RD	FEDERAL CONTRACTS		PASS-THROUGH	ASSOCIATION OF UNIVERSITIES FOR RESEARCH IN ASTRONOMY, INC.	JWST-GO-01869.006-A	1,783	
43.RD	FEDERAL CONTRACTS		PASS-THROUGH	ASSOCIATION OF UNIVERSITIES FOR RESEARCH IN ASTRONOMY, INC.	JWST-GO-01875.002-A:	47,525	
43.RD	FEDERAL CONTRACTS		PASS-THROUGH	ASSOCIATION OF UNIVERSITIES FOR RESEARCH IN ASTRONOMY, INC.	JWST-GO-01902.008-A	21,957	
43.RD	FEDERAL CONTRACTS		PASS-THROUGH	ASSOCIATION OF UNIVERSITIES FOR RESEARCH IN ASTRONOMY, INC.	JWST-GO-01914.001-A:	147,423	
43.RD	FEDERAL CONTRACTS		PASS-THROUGH	ASSOCIATION OF UNIVERSITIES FOR RESEARCH IN ASTRONOMY, INC.	JWST-GO-01914.011-A	7,203	
43.RD	FEDERAL CONTRACTS		PASS-THROUGH	ASSOCIATION OF UNIVERSITIES FOR RESEARCH IN ASTRONOMY, INC.	JWST-GO-01939.001-A	69,907	
43.RD	FEDERAL CONTRACTS		PASS-THROUGH	ASSOCIATION OF UNIVERSITIES FOR RESEARCH IN ASTRONOMY, INC.	JWST-GO-01939.004-A:	39,406	
43.RD	FEDERAL CONTRACTS		PASS-THROUGH	ASSOCIATION OF UNIVERSITIES FOR RESEARCH IN ASTRONOMY, INC.	JWST-GO-02004.005-A	13,892	
43.RD	FEDERAL CONTRACTS		PASS-THROUGH	ASSOCIATION OF UNIVERSITIES FOR RESEARCH IN ASTRONOMY, INC.	JWST-GO-02136.001-A	128,579	
43.RD	FEDERAL CONTRACTS		PASS-THROUGH	ASSOCIATION OF UNIVERSITIES FOR RESEARCH IN ASTRONOMY, INC.	JWST-GO-02149.004-A:	3,145	
43.RD	FEDERAL CONTRACTS		PASS-THROUGH	ASSOCIATION OF UNIVERSITIES FOR RESEARCH IN ASTRONOMY, INC.	JWST-GO-02228.003-A	23,022	
43.RD	FEDERAL CONTRACTS		PASS-THROUGH	ASSOCIATION OF UNIVERSITIES FOR RESEARCH IN ASTRONOMY, INC.	JWST-GO-02402.001-A:	28,886	
43.RD	FEDERAL CONTRACTS		PASS-THROUGH	ASSOCIATION OF UNIVERSITIES FOR RESEARCH IN ASTRONOMY, INC.	JWST-GO-02452.005-A	7,661	
43.RD	FEDERAL CONTRACTS		PASS-THROUGH	ASSOCIATION OF UNIVERSITIES FOR RESEARCH IN ASTRONOMY, INC.	JWST-GO-02562.004-A	(672)	
43.RD	FEDERAL CONTRACTS		PASS-THROUGH	ASSOCIATION OF UNIVERSITIES FOR RESEARCH IN ASTRONOMY, INC.	JWST-GO-02666.003-A	12,390	
43.RD	FEDERAL CONTRACTS		PASS-THROUGH	ASSOCIATION OF UNIVERSITIES FOR RESEARCH IN ASTRONOMY, INC.	JWST-GO-02767.003-A	4,700	
43.RD	FEDERAL CONTRACTS		PASS-THROUGH	ASSOCIATION OF UNIVERSITIES FOR RESEARCH IN ASTRONOMY, INC.	JWST-GO-03788.001-A	8,519	
43.RD	FEDERAL CONTRACTS		PASS-THROUGH	ASSOCIATION OF UNIVERSITIES FOR RESEARCH IN ASTRONOMY, INC.	JWST-GO-03921.002-A	9,396	
43.RD	FEDERAL CONTRACTS		PASS-THROUGH	ASSOCIATION OF UNIVERSITIES FOR RESEARCH IN ASTRONOMY, INC.	Sub HST-GO-16032.001-A	8	
43.RD	FEDERAL CONTRACTS		PASS-THROUGH	ATAC	053510	93,324	
43.RD	FEDERAL CONTRACTS		PASS-THROUGH	ATAC	058171	17,057	
43.RD	FEDERAL CONTRACTS		PASS-THROUGH	BANPIL PHOTONICS, INC.	A22-2530	(42,893)	
43.RD	FEDERAL CONTRACTS		PASS-THROUGH	CALIFORNIA INSTITUTE OF TECHNOLOGY	S442555	296,705	

University of California
Schedule of Expenditures of Federal Awards

For the Fiscal Year Ended June 30, 2024
(Expressed in Whole Dollars)

Assistance Listing Number	Federal Program Title	Additional Award Identification	Pass Through No. or Other		Funds Passed Through to Subrecipients
			Direct / Pass Through	Agency or Pass Through Entity	
				Identifier	Federal Expenditures
43.RD	FEDERAL CONTRACTS	PASS-THROUGH	CALIFORNIA INSTITUTE OF TECHNOLOGY	S470965	741,749
43.RD	FEDERAL CONTRACTS	PASS-THROUGH	CALIFORNIA INSTITUTE OF TECHNOLOGY	S574709	898,995
43.RD	FEDERAL CONTRACTS	PASS-THROUGH	COLORADO STATE UNIVERSITY	G-03626-05	79,864
43.RD	FEDERAL CONTRACTS	PASS-THROUGH	DARTMOUTH COLLEGE	057510	49,250
43.RD	FEDERAL CONTRACTS	PASS-THROUGH	GEORGIA TECH RESEARCH CORPORATION	AWD-004920-G1	58,898
43.RD	FEDERAL CONTRACTS	PASS-THROUGH	IMAGECAT,INC.	22-94-0903	14,853
43.RD	FEDERAL CONTRACTS	PASS-THROUGH	JET PROPULSION LABORATORY	1606278	19,330
43.RD	FEDERAL CONTRACTS	PASS-THROUGH	JET PROPULSION LABORATORY	1633148	1,097
43.RD	FEDERAL CONTRACTS	PASS-THROUGH	JET PROPULSION LABORATORY	1647926	17,906
43.RD	FEDERAL CONTRACTS	PASS-THROUGH	JET PROPULSION LABORATORY	1655725	(369)
43.RD	FEDERAL CONTRACTS	PASS-THROUGH	JET PROPULSION LABORATORY	1659506	(19,359)
43.RD	FEDERAL CONTRACTS	PASS-THROUGH	JET PROPULSION LABORATORY	1665530	36,665
43.RD	FEDERAL CONTRACTS	PASS-THROUGH	JET PROPULSION LABORATORY	1665533	3,771
43.RD	FEDERAL CONTRACTS	PASS-THROUGH	JET PROPULSION LABORATORY	1682742	47,761
43.RD	FEDERAL CONTRACTS	PASS-THROUGH	JET PROPULSION LABORATORY	1685412	(1)
43.RD	FEDERAL CONTRACTS	PASS-THROUGH	JET PROPULSION LABORATORY	1688502	16,461
43.RD	FEDERAL CONTRACTS	PASS-THROUGH	JET PROPULSION LABORATORY	1694985	33,642
43.RD	FEDERAL CONTRACTS	PASS-THROUGH	JET PROPULSION LABORATORY	1697206	49,999
43.RD	FEDERAL CONTRACTS	PASS-THROUGH	JET PROPULSION LABORATORY	1698072	4,550
43.RD	FEDERAL CONTRACTS	PASS-THROUGH	JET PROPULSION LABORATORY	1698121	4,550
43.RD	FEDERAL CONTRACTS	PASS-THROUGH	JET PROPULSION LABORATORY	1698172	4,550
43.RD	FEDERAL CONTRACTS	PASS-THROUGH	JET PROPULSION LABORATORY	1698215	4,550
43.RD	FEDERAL CONTRACTS	PASS-THROUGH	JET PROPULSION LABORATORY	1698219	4,550
43.RD	FEDERAL CONTRACTS	PASS-THROUGH	JET PROPULSION LABORATORY	1698226	4,550
43.RD	FEDERAL CONTRACTS	PASS-THROUGH	JET PROPULSION LABORATORY	1698236	4,550
43.RD	FEDERAL CONTRACTS	PASS-THROUGH	JET PROPULSION LABORATORY	1698276	4,550
43.RD	FEDERAL CONTRACTS	PASS-THROUGH	JET PROPULSION LABORATORY	1698299	4,550
43.RD	FEDERAL CONTRACTS	PASS-THROUGH	JET PROPULSION LABORATORY	1698612	4,550
43.RD	FEDERAL CONTRACTS	PASS-THROUGH	JET PROPULSION LABORATORY	1701706	61,160
43.RD	FEDERAL CONTRACTS	PASS-THROUGH	JET PROPULSION LABORATORY	1702845	35,773
43.RD	FEDERAL CONTRACTS	PASS-THROUGH	JET PROPULSION LABORATORY	1706485	22,047
43.RD	FEDERAL CONTRACTS	PASS-THROUGH	JET PROPULSION LABORATORY	1706984	18,897
43.RD	FEDERAL CONTRACTS	PASS-THROUGH	JET PROPULSION LABORATORY	1591277:014	54,147
43.RD	FEDERAL CONTRACTS	PASS-THROUGH	JET PROPULSION LABORATORY	1603071:008	85,705
43.RD	FEDERAL CONTRACTS	PASS-THROUGH	JET PROPULSION LABORATORY	1617725:015	103,211
43.RD	FEDERAL CONTRACTS	PASS-THROUGH	JET PROPULSION LABORATORY	1629802:004	36,131
43.RD	FEDERAL CONTRACTS	PASS-THROUGH	JET PROPULSION LABORATORY	1629909:012	48,940
43.RD	FEDERAL CONTRACTS	PASS-THROUGH	JET PROPULSION LABORATORY	1638198:014	282,505
43.RD	FEDERAL CONTRACTS	PASS-THROUGH	JET PROPULSION LABORATORY	1650297:001	9,699
43.RD	FEDERAL CONTRACTS	PASS-THROUGH	JET PROPULSION LABORATORY	1650617:005	39,595
43.RD	FEDERAL CONTRACTS	PASS-THROUGH	JET PROPULSION LABORATORY	1651653:008	7,765
43.RD	FEDERAL CONTRACTS	PASS-THROUGH	JET PROPULSION LABORATORY	1655497:015	14,511
43.RD	FEDERAL CONTRACTS	PASS-THROUGH	JET PROPULSION LABORATORY	1658425:006	38,207
43.RD	FEDERAL CONTRACTS	PASS-THROUGH	JET PROPULSION LABORATORY	1658427:003	11,169
43.RD	FEDERAL CONTRACTS	PASS-THROUGH	JET PROPULSION LABORATORY	1658730:001	(1,834)
43.RD	FEDERAL CONTRACTS	PASS-THROUGH	JET PROPULSION LABORATORY	1662648:003	10
43.RD	FEDERAL CONTRACTS	PASS-THROUGH	JET PROPULSION LABORATORY	1668090:001	(7)
43.RD	FEDERAL CONTRACTS	PASS-THROUGH	JET PROPULSION LABORATORY	1669120:005	176,651
43.RD	FEDERAL CONTRACTS	PASS-THROUGH	JET PROPULSION LABORATORY	16710440:002	116,342
43.RD	FEDERAL CONTRACTS	PASS-THROUGH	JET PROPULSION LABORATORY	1674891:006	133,425
43.RD	FEDERAL CONTRACTS	PASS-THROUGH	JET PROPULSION LABORATORY	1677946:002	11,668
43.RD	FEDERAL CONTRACTS	PASS-THROUGH	JET PROPULSION LABORATORY	1678250:004	37,847
43.RD	FEDERAL CONTRACTS	PASS-THROUGH	JET PROPULSION LABORATORY	1681986:002	17,540
43.RD	FEDERAL CONTRACTS	PASS-THROUGH	JET PROPULSION LABORATORY	1682269:002	49,255

University of California
Schedule of Expenditures of Federal Awards

For the Fiscal Year Ended June 30, 2024
(Expressed in Whole Dollars)

Assistance Listing Number	Federal Program Title	Additional Award Identification	Direct / Pass Through	Agency or Pass Through Entity	Pass Through No. or Other Identifier	Federal Expenditures	Funds Passed Through to Subrecipients
43.RD	FEDERAL CONTRACTS		PASS-THROUGH	JET PROPULSION LABORATORY	1682336:003	42,391	
43.RD	FEDERAL CONTRACTS		PASS-THROUGH	JET PROPULSION LABORATORY	1683761:001	21,810	
43.RD	FEDERAL CONTRACTS		PASS-THROUGH	JET PROPULSION LABORATORY	1684125:001	62,188	
43.RD	FEDERAL CONTRACTS		PASS-THROUGH	JET PROPULSION LABORATORY	1685084:001	3,235	
43.RD	FEDERAL CONTRACTS		PASS-THROUGH	JET PROPULSION LABORATORY	1685858:003	76,614	
43.RD	FEDERAL CONTRACTS		PASS-THROUGH	JET PROPULSION LABORATORY	1687415:002	39,723	
43.RD	FEDERAL CONTRACTS		PASS-THROUGH	JET PROPULSION LABORATORY	1692021:003	15,988	
43.RD	FEDERAL CONTRACTS		PASS-THROUGH	JET PROPULSION LABORATORY	1694841:001	159,818	
43.RD	FEDERAL CONTRACTS		PASS-THROUGH	JET PROPULSION LABORATORY	1701332:003	93,121	
43.RD	FEDERAL CONTRACTS		PASS-THROUGH	JET PROPULSION LABORATORY	1702141:004	118,348	
43.RD	FEDERAL CONTRACTS		PASS-THROUGH	JET PROPULSION LABORATORY	1703563:001	43,545	
43.RD	FEDERAL CONTRACTS		PASS-THROUGH	JOHNS HOPKINS UNIVERSITY	975268	3,280,980	1,231,919
					Sub 69002159		
43.RD	FEDERAL CONTRACTS		PASS-THROUGH	LEONARDO DRS, INC.	(80NSSC20K1671)	(3,127)	
43.RD	FEDERAL CONTRACTS		PASS-THROUGH	LINCOLN LABORATORY	Sub 7000544058	115,339	
43.RD	FEDERAL CONTRACTS		PASS-THROUGH	LOCKHEED MARTIN CORPORATION	4104670676	21,778	
43.RD	FEDERAL CONTRACTS		PASS-THROUGH	LOCKHEED MARTIN CORPORATION	4105701698	589,667	
43.RD	FEDERAL CONTRACTS		PASS-THROUGH	MALIN SPACE SCIENCE SYSTEMS, INC.	12-0256	86,325	
43.RD	FEDERAL CONTRACTS		PASS-THROUGH	METIS TECHNOLOGY SOLUTIONS, INC.	MFRA2018-S-0471	82,064	
43.RD	FEDERAL CONTRACTS		PASS-THROUGH	OPTO-KNOWLEDGE SYSTEMS, INC.	305-UCLA:001	63,071	
43.RD	FEDERAL CONTRACTS		PASS-THROUGH	PRINCETON UNIVERSITY	SUB0000315	60,677	
43.RD	FEDERAL CONTRACTS		PASS-THROUGH	PRINCETON UNIVERSITY	SUB0000600:1	14,573	
43.RD	FEDERAL CONTRACTS		PASS-THROUGH	SOUTHWEST RESEARCH INSTITUTE	J99010MO:34	221,077	
43.RD	FEDERAL CONTRACTS		PASS-THROUGH	SOUTHWEST RESEARCH INSTITUTE	M99015KJ	450,435	
43.RD	FEDERAL CONTRACTS		PASS-THROUGH	SOUTHWEST RESEARCH INSTITUTE	R99024CB	48,083	
					Sub		
43.RD	FEDERAL CONTRACTS		PASS-THROUGH	STI LEGACY, INC.	30055717(80JSC017D0019)	12,663	
43.RD	FEDERAL CONTRACTS		PASS-THROUGH	UNIVERSITY OF ARIZONA	569113:15	287,987	
43.RD	FEDERAL CONTRACTS		PASS-THROUGH	UNIVERSITY OF COLORADO BOULDER	1000013136	2,472,847	49,145
43.RD	FEDERAL CONTRACTS		PASS-THROUGH	UNIVERSITY OF COLORADO BOULDER	PO1001083193 - 1556355	38,926	
43.RD	FEDERAL CONTRACTS		PASS-THROUGH	UNIVERSITY OF COLORADO BOULDER	PO-1001591915	224,228	
43.RD	FEDERAL CONTRACTS		PASS-THROUGH	UNIVERSITY OF COLORADO BOULDER	PO1001779555	747,230	
43.RD	FEDERAL CONTRACTS		PASS-THROUGH	UNIVERSITY OF COLORADO SYSTEM	1558824:13	9,068	
43.RD	FEDERAL CONTRACTS		PASS-THROUGH	UNIVERSITY OF IOWA	1002081198	2,097,509	
43.RD	FEDERAL CONTRACTS		PASS-THROUGH	UNIVERSITY OF IOWA	1002082693:24	724,666	
43.RD	FEDERAL CONTRACTS		PASS-THROUGH	UNIVERSITY OF MICHIGAN	057332	134,774	
43.RD	FEDERAL CONTRACTS		PASS-THROUGH	UNIVERSITY OF MICHIGAN	SUBK00011436:14	31,435	
43.RD	FEDERAL CONTRACTS		PASS-THROUGH	UNIVERSITY OF MICHIGAN	SUBK00011437:16	235,688	
45.024	PROMOTION OF THE ARTS GRANTS TO ORGANIZATIONS AND INDIVIDUALS		DIRECT	NATIONAL ENDOWMENT FOR THE HUMANITIES (NEH)		402,137	
45.129	PROMOTION OF THE HUMANITIES-FEDERAL/STATE PARTNERSHIP		PASS-THROUGH	CALIFORNIA HUMANITIES	HFAP23-156	1,900	
45.129	PROMOTION OF THE HUMANITIES-FEDERAL/STATE PARTNERSHIP		PASS-THROUGH	CALIFORNIA HUMANITIES	MG23-01	15,000	
45.130	PROMOTION OF THE HUMANITIES CHALLENGE GRANTS		DIRECT	NATIONAL ENDOWMENT FOR THE HUMANITIES (NEH)		39,210	
45.149	PROMOTION OF THE HUMANITIES DIVISION OF PRESERVATION AND ACCESS		DIRECT	NATIONAL ENDOWMENT FOR THE HUMANITIES (NEH)		139,616	
45.149	PROMOTION OF THE HUMANITIES DIVISION OF PRESERVATION AND ACCESS		PASS-THROUGH	AMERICAN RESEARCH CENTER IN EGYPT, INCORPORATED	20220049	20,875	
45.149	PROMOTION OF THE HUMANITIES DIVISION OF PRESERVATION AND ACCESS		PASS-THROUGH	MICHIGAN STATE UNIVERSITY	RC112522-UCR	16,886	
45.160	PROMOTION OF THE HUMANITIES FELLOWSHIPS AND STIPENDS		DIRECT	NATIONAL ENDOWMENT FOR THE HUMANITIES (NEH)		227,501	
45.161	PROMOTION OF THE HUMANITIES RESEARCH		DIRECT	NATIONAL ENDOWMENT FOR THE HUMANITIES (NEH)		156,491	
45.161	PROMOTION OF THE HUMANITIES RESEARCH		PASS-THROUGH	UNIVERSITY OF HOUSTON	R220000036	4,283	
45.162	PROMOTION OF THE HUMANITIES TEACHING AND LEARNING RESOURCES AND CURRICULUM DEVELOPMENT		DIRECT	NATIONAL ENDOWMENT FOR THE HUMANITIES (NEH)		116,157	54,071

University of California
Schedule of Expenditures of Federal Awards

For the Fiscal Year Ended June 30, 2024
(Expressed in Whole Dollars)

Assistance Listing Number	Federal Program Title	Additional Award Identification	Direct / Pass Through	Agency or Pass Through Entity	Pass Through No. or Other Identifier	Federal Expenditures	Funds Passed Through to Subrecipients
45.164	PROMOTION OF THE HUMANITIES PUBLIC PROGRAMS	COVID-19	DIRECT	NATIONAL ENDOWMENT FOR THE HUMANITIES (NEH)		35,773	
45.164	PROMOTION OF THE HUMANITIES PUBLIC PROGRAMS		PASS-THROUGH	NATIONAL WRITING PROJECT	92-CA03-2022BMPU	(31)	
45.169	PROMOTION OF THE HUMANITIES OFFICE OF DIGITAL HUMANITIES		DIRECT	NATIONAL ENDOWMENT FOR THE HUMANITIES (NEH)		128,435	
45.301	MUSEUMS FOR AMERICA		DIRECT	NATIONAL ENDOWMENT FOR THE HUMANITIES (NEH)		24,187	
45.313	LAURA BUSH 21ST CENTURY LIBRARIAN PROGRAM		DIRECT	NATIONAL ENDOWMENT FOR THE HUMANITIES (NEH)		271,560	
45.313	LAURA BUSH 21ST CENTURY LIBRARIAN PROGRAM		PASS-THROUGH	UNIVERSITY OF MARYLAND, COLLEGE PARK	116790-Z9949201:A	29,201	
45.313	LAURA BUSH 21ST CENTURY LIBRARIAN PROGRAM		PASS-THROUGH	UNIVERSITY OF PITTSBURGH	30047824	(1,340)	
45.313	LAURA BUSH 21ST CENTURY LIBRARIAN PROGRAM		PASS-THROUGH	UNIVERSITY OF TEXAS AT AUSTIN	RE-14-19-0054-19	22,000	
47.040	MATERIALS RESEARCH PROJECT SUPPORT		DIRECT	NATIONAL SCIENCE FOUNDATION		11,312	
47.041	ENGINEERING		DIRECT	NATIONAL SCIENCE FOUNDATION		15,780	
47.041	ENGINEERING		DIRECT	NATIONAL SCIENCE FOUNDATION		51,621,725	3,197,256
47.041	ENGINEERING		PASS-THROUGH	ARIZONA STATE UNIVERSITY	15-742	803,304	34,993
47.041	ENGINEERING		PASS-THROUGH	ARIZONA STATE UNIVERSITY	ASUB00001190	59,745	
47.041	ENGINEERING		PASS-THROUGH	BAYLOR UNIVERSITY	Sub 30240114-1 (1740203)	2,202	
47.041	ENGINEERING		PASS-THROUGH	BICURE LLC	UCR-22020144	37,243	
47.041	ENGINEERING		PASS-THROUGH	CALIFORNIA STATE UNIVERSITY FULLERTON/CSU FULLERTON			
47.041	ENGINEERING		PASS-THROUGH	AUXILIAR	S-6655-UCI	(1,987)	
47.041	ENGINEERING		PASS-THROUGH	CALIFORNIA STATE UNIVERSITY, SAN FRANCISCO STATE			
47.041	ENGINEERING		PASS-THROUGH	UNIVERSITY	S19-0001	9,635	
47.041	ENGINEERING		PASS-THROUGH	CARNEGIE MELLON UNIVERSITY	1122905-451159	145,260	
47.041	ENGINEERING		PASS-THROUGH	DARTMOUTH COLLEGE	R1600(1822140)	6,233	
47.041	ENGINEERING		PASS-THROUGH	DARTMOUTH COLLEGE	R1602(1822140)	951	
47.041	ENGINEERING		PASS-THROUGH	DARTMOUTH COLLEGE	R1651(1822140)	96,110	
47.041	ENGINEERING		PASS-THROUGH	DARTMOUTH COLLEGE	R1699	84,746	
47.041	ENGINEERING		PASS-THROUGH	DARTMOUTH COLLEGE	Sub R1652(1822140)	47,707	
47.041	ENGINEERING		PASS-THROUGH	DARTMOUTH COLLEGE	Sub R1700 (1822140)	67,614	
47.041	ENGINEERING		PASS-THROUGH	EMBR LABS INC.	20161719	354	
47.041	ENGINEERING		PASS-THROUGH	FLORIDA INTERNATIONAL UNIVERSITY	PID 800014851	64,301	
47.041	ENGINEERING		PASS-THROUGH	GEORGIA INSTITUTE OF TECHNOLOGY	AWD-002807-G7	1,542,002	
47.041	ENGINEERING		PASS-THROUGH	GEORGIA INSTITUTE OF TECHNOLOGY	RG382-G1	(1,360)	
47.041	ENGINEERING		PASS-THROUGH	GEORGIA INSTITUTE OF TECHNOLOGY	Sub AWD-002807-G6		
47.041	ENGINEERING		PASS-THROUGH	GEORGIA INSTITUTE OF TECHNOLOGY	(2112533)	66,105	
47.041	ENGINEERING		PASS-THROUGH	HARVEY MUDD COLLEGE	2022-510091-01	22,514	
47.041	ENGINEERING		PASS-THROUGH	IOWA STATE UNIVERSITY	024472A	185,233	
47.041	ENGINEERING		PASS-THROUGH	MASSACHUSETTS INSTITUTE OF TECHNOLOGY	S5484 PO#672025	120,712	
47.041	ENGINEERING		PASS-THROUGH	MICHIGAN STATE UNIVERSITY	Sub RC111316A (2027113)	15,796	
47.041	ENGINEERING		PASS-THROUGH	NANOELECTRONICS RESEARCH CORPORATION	Sub 2016-NE-2701	185	
47.041	ENGINEERING		PASS-THROUGH	NATIONAL SCIENCE FOUNDATION	2110924	246,021	
47.041	ENGINEERING		PASS-THROUGH	NEVADA SYSTEM OF HIGHER EDUCATION	UNR-24-54	73,372	
47.041	ENGINEERING		PASS-THROUGH	NEW YORK UNIVERSITY	F1449-03:02	118,115	
47.041	ENGINEERING		PASS-THROUGH	NICHE BIOMEDICAL, INC.	2021-2394	89,381	
47.041	ENGINEERING		PASS-THROUGH	NORTHEASTERN UNIVERSITY	512051-78050(20154884)	187,818	
47.041	ENGINEERING		PASS-THROUGH	OHIO STATE UNIVERSITY	SPC-1000013106 - GR1	2,481	
47.041	ENGINEERING		PASS-THROUGH	PENNSYLVANIA STATE UNIVERSITY	S004474-NSF	59,580	
47.041	ENGINEERING		PASS-THROUGH	PENNSYLVANIA STATE UNIVERSITY	Sub S003312-NSF (CMMI-1826221)	52,765	
47.041	ENGINEERING		PASS-THROUGH	PENNSYLVANIA STATE UNIVERSITY	Sub 10000719-081 (EEC-1227110)	190,001	
47.041	ENGINEERING		PASS-THROUGH	PURDUE UNIVERSITY	1227110	16,623	
47.041	ENGINEERING		PASS-THROUGH	ROCHESTER INSTITUTE OF TECHNOLOGY	32823-01	(1,331)	
47.041	ENGINEERING		PASS-THROUGH	ST. JUDE CHILDREN'S RESEARCH HOSPITAL	A135678	(71)	
47.041	ENGINEERING		PASS-THROUGH	STANFORD UNIVERSITY	61613955-124096	234	
47.041	ENGINEERING		PASS-THROUGH	STYLOSONIC LLC	SUB 30208975 (2207409)	979,287	
47.041	ENGINEERING		PASS-THROUGH	TEXAS A&M UNIVERSITY - COLLEGE STATION	M1801370:8	24,344	
47.041	ENGINEERING		PASS-THROUGH	THE AMERICAN SOCIETY FOR ENGINEERING EDUCATION	2127509		

University of California
Schedule of Expenditures of Federal Awards

For the Fiscal Year Ended June 30, 2024
(Expressed in Whole Dollars)

Assistance Listing Number	Federal Program Title	Additional Award Identification	Direct / Pass Through	Agency or Pass Through Entity	Pass Through No. or Other Identifier	Federal Expenditures	Funds Passed Through to Subrecipients
47.041	ENGINEERING		PASS-THROUGH	THE AMERICAN SOCIETY FOR ENGINEERING EDUCATION	769-2059	14,953	
47.041	ENGINEERING		PASS-THROUGH	THE AMERICAN SOCIETY FOR ENGINEERING EDUCATION	769-2060	40,635	
47.041	ENGINEERING		PASS-THROUGH	THE AMERICAN SOCIETY FOR ENGINEERING EDUCATION	769-2075	63,845	
47.041	ENGINEERING		PASS-THROUGH	THE AMERICAN SOCIETY FOR ENGINEERING EDUCATION	769-2082	129,569	
47.041	ENGINEERING		PASS-THROUGH	THE AMERICAN UNIVERSITY	31663-A220027-S10	170,787	
47.041	ENGINEERING		PASS-THROUGH	UNIVERSITY AT BUFFALO (A STATE UNIVERSITY OF NEW YORK CAMPUS	R1245230	10,167	
47.041	ENGINEERING		PASS-THROUGH	UNIVERSITY OF AKRON	0511-UCSC	76,754	
47.041	ENGINEERING		PASS-THROUGH	UNIVERSITY OF ARIZONA	711152	48,742	
47.041	ENGINEERING		PASS-THROUGH	UNIVERSITY OF ARIZONA	SUB 454513(EFMA-1640860)	1,791	
47.041	ENGINEERING		PASS-THROUGH	UNIVERSITY OF CENTRAL FLORIDA	GR108374	2,872	
47.041	ENGINEERING		PASS-THROUGH	UNIVERSITY OF COLORADO SYSTEM	1563011:02	820	
47.041	ENGINEERING		PASS-THROUGH	UNIVERSITY OF ILLINOIS CHICAGO	17350	36,637	
47.041	ENGINEERING		PASS-THROUGH	UNIVERSITY OF ILLINOIS URBANA-CHAMPAIGN	087442-16581	(16,729)	
47.041	ENGINEERING		PASS-THROUGH	UNIVERSITY OF ILLINOIS URBANA-CHAMPAIGN	096640-18890	41,231	
47.041	ENGINEERING		PASS-THROUGH	UNIVERSITY OF MASSACHUSETTS AMHERST	Sub 017935-9145 (2328044)	24,727	
47.041	ENGINEERING		PASS-THROUGH	UNIVERSITY OF MICHIGAN	SUB K00019605 (2328010)	77,913	
47.041	ENGINEERING		PASS-THROUGH	UNIVERSITY OF MINNESOTA	A008985703	456,765	
47.041	ENGINEERING		PASS-THROUGH	UNIVERSITY OF MINNESOTA	A008985704	707,070	
47.041	ENGINEERING		PASS-THROUGH	UNIVERSITY OF NEVADA, RENO	UNR-21-13	11,710	
47.041	ENGINEERING		PASS-THROUGH	UNIVERSITY OF NOTRE DAME DU LAC	204212UCB	119,092	
47.041	ENGINEERING		PASS-THROUGH	UNIVERSITY OF NOTRE DAME DU LAC	204667UCSD (2230187)	44,205	
47.041	ENGINEERING		PASS-THROUGH	UNIVERSITY OF PENNSYLVANIA	570440	128,458	
47.041	ENGINEERING		PASS-THROUGH	UNIVERSITY OF PENNSYLVANIA	579913	150,465	
47.041	ENGINEERING		PASS-THROUGH	UNIVERSITY OF PENNSYLVANIA	580247	815,042	
47.041	ENGINEERING		PASS-THROUGH	UNIVERSITY OF PENNSYLVANIA	570440:3	68,920	
47.041	ENGINEERING		PASS-THROUGH	UNIVERSITY OF SOUTHERN CALIFORNIA	SCON-00002852	475,969	
47.041	ENGINEERING		PASS-THROUGH	UNIVERSITY OF SOUTHERN CALIFORNIA	SCON-00002860	57,399	
47.041	ENGINEERING		PASS-THROUGH	UNIVERSITY OF TEXAS AT AUSTIN	SUB UTA20-000980	86,364	
47.041	ENGINEERING		PASS-THROUGH	UNIVERSITY OF TEXAS AT AUSTIN	UTA12-000944	(5,288)	
47.041	ENGINEERING		PASS-THROUGH	UNIVERSITY OF TEXAS AT AUSTIN	UTA20-000978/UTAUS-S	58,801	
47.041	ENGINEERING		PASS-THROUGH	UNIVERSITY OF TEXAS AT EL PASO	226101060A	47,170	
47.041	ENGINEERING		PASS-THROUGH	UNIVERSITY OF TEXAS AT EL PASO	Sub 226101093C (2115124)	(7)	
47.041	ENGINEERING		PASS-THROUGH	UNIVERSITY SYSTEM OF GEORGIA	Sub AWD-100982-G1		
47.041	ENGINEERING		PASS-THROUGH	USC HEALTH SYSTEM	(1609823)	(9,176)	
47.041	ENGINEERING		PASS-THROUGH	VIRGINIA POLYTECHNIC INSTITUTE AND STATE UNIVERSITY	SCON-00006042	3,094	
47.041	ENGINEERING		PASS-THROUGH	WUI-GO, LLC	480090-19B03	(8,502)	
47.049	MATHEMATICAL AND PHYSICAL SCIENCES	COVID-19	DIRECT	NATIONAL SCIENCE FOUNDATION	057561	60,657	
47.049	MATHEMATICAL AND PHYSICAL SCIENCES		DIRECT	NATIONAL SCIENCE FOUNDATION		(453,598)	
47.049	MATHEMATICAL AND PHYSICAL SCIENCES		PASS-THROUGH	ASSOCIATED UNIVERSITIES, INC.	1519126	151,737	
47.049	MATHEMATICAL AND PHYSICAL SCIENCES		PASS-THROUGH	ASSOCIATED UNIVERSITIES, INC.	056629	5,545	
47.049	MATHEMATICAL AND PHYSICAL SCIENCES		PASS-THROUGH	ASSOCIATED UNIVERSITIES, INC.	22B-071	13,074	
47.049	MATHEMATICAL AND PHYSICAL SCIENCES		PASS-THROUGH	ASSOCIATED UNIVERSITIES, INC.	Sub 373333 (1519126)	(493)	
47.049	MATHEMATICAL AND PHYSICAL SCIENCES		PASS-THROUGH	ASSOCIATED UNIVERSITIES, INC.	Sub SOSPA8-009 (1519126)	10,210	
47.049	MATHEMATICAL AND PHYSICAL SCIENCES		PASS-THROUGH	ASSOCIATED UNIVERSITIES, INC.	UCR00078872	27,017	
47.049	MATHEMATICAL AND PHYSICAL SCIENCES		PASS-THROUGH	ASSOCIATION OF UNIVERSITIES FOR RESEARCH IN ASTRONOMY, INC.	N0003633C	46,410	
47.049	MATHEMATICAL AND PHYSICAL SCIENCES		PASS-THROUGH	ASSOCIATION OF UNIVERSITIES FOR RESEARCH IN ASTRONOMY, INC.	N56981C	152,886	

University of California
Schedule of Expenditures of Federal Awards

For the Fiscal Year Ended June 30, 2024
(Expressed in Whole Dollars)

Assistance Listing Number	Federal Program Title	Additional Award Identification	Direct / Pass Through	Agency or Pass Through Entity	Pass Through No. or Other Identifier	Federal Expenditures	Funds Passed Through to Subrecipients
47.049	MATHEMATICAL AND PHYSICAL SCIENCES		PASS-THROUGH	ASSOCIATION OF UNIVERSITIES FOR RESEARCH IN ASTRONOMY, INC.	N83421C	59,061	
47.049	MATHEMATICAL AND PHYSICAL SCIENCES		PASS-THROUGH	BAYLOR UNIVERSITY	1001399-01	11,952	
47.049	MATHEMATICAL AND PHYSICAL SCIENCES		PASS-THROUGH	BRANDEIS UNIVERSITY	GR404040	43,275	
47.049	MATHEMATICAL AND PHYSICAL SCIENCES		PASS-THROUGH	CALIFORNIA ASSOCIATION FOR RESEARCH IN ASTRONOMY	14888	(167)	
47.049	MATHEMATICAL AND PHYSICAL SCIENCES		PASS-THROUGH	CALIFORNIA ASSOCIATION FOR RESEARCH IN ASTRONOMY	15436:1	122,853	
47.049	MATHEMATICAL AND PHYSICAL SCIENCES		PASS-THROUGH	CALIFORNIA INSTITUTE OF TECHNOLOGY	S488853	65	
47.049	MATHEMATICAL AND PHYSICAL SCIENCES		PASS-THROUGH	CALIFORNIA INSTITUTE OF TECHNOLOGY	S490537	7,357	
47.049	MATHEMATICAL AND PHYSICAL SCIENCES		PASS-THROUGH	CALIFORNIA STATE UNIVERSITY, NORTHIDGE	A20-0009-S001	120,836	
47.049	MATHEMATICAL AND PHYSICAL SCIENCES		PASS-THROUGH	CARLETON COLLEGE	UCD-0334	28,932	
47.049	MATHEMATICAL AND PHYSICAL SCIENCES		PASS-THROUGH	CARNEGIE MELLON UNIVERSITY	1123478-437116	19,723	
47.049	MATHEMATICAL AND PHYSICAL SCIENCES		PASS-THROUGH	CARNEGIE MELLON UNIVERSITY	1123557-468089	59,223	
47.049	MATHEMATICAL AND PHYSICAL SCIENCES		PASS-THROUGH	COLUMBIA UNIVERSITY	31(GG016228-31)	529,460	
47.049	MATHEMATICAL AND PHYSICAL SCIENCES		PASS-THROUGH	COLUMBIA UNIVERSITY	32(GG016228-32)	185,855	
47.049	MATHEMATICAL AND PHYSICAL SCIENCES		PASS-THROUGH	CORNELL UNIVERSITY	75548-10820:14	672,602	
47.049	MATHEMATICAL AND PHYSICAL SCIENCES		PASS-THROUGH	CORNELL UNIVERSITY	79433-20660:7	909,152	
47.049	MATHEMATICAL AND PHYSICAL SCIENCES		PASS-THROUGH	CORNELL UNIVERSITY	79433-20670	195,351	
47.049	MATHEMATICAL AND PHYSICAL SCIENCES		PASS-THROUGH	CORNELL UNIVERSITY	79433-20687-20682	23,443	
47.049	MATHEMATICAL AND PHYSICAL SCIENCES		PASS-THROUGH	DUKE UNIVERSITY	333-2455	72,263	
47.049	MATHEMATICAL AND PHYSICAL SCIENCES		PASS-THROUGH	DUKE UNIVERSITY	333-2771(2116298)	238,240	
47.049	MATHEMATICAL AND PHYSICAL SCIENCES		PASS-THROUGH	EMORY UNIVERSITY	A823657-7	40,202	
47.049	MATHEMATICAL AND PHYSICAL SCIENCES		PASS-THROUGH	GEORGIA INSTITUTE OF TECHNOLOGY	AWD-004940-GA	39	
47.049	MATHEMATICAL AND PHYSICAL SCIENCES		PASS-THROUGH	HEISING-SIMONS FOUNDATION	2019-1582	289,945	
47.049	MATHEMATICAL AND PHYSICAL SCIENCES		PASS-THROUGH	JACKSON STATE UNIVERSITY	633215-UCSB	136,804	
47.049	MATHEMATICAL AND PHYSICAL SCIENCES		PASS-THROUGH	JOHNS HOPKINS UNIVERSITY	2005291618	(20)	
47.049	MATHEMATICAL AND PHYSICAL SCIENCES		PASS-THROUGH	MASSACHUSETTS INSTITUTE OF TECHNOLOGY	Sub S5129 - PO 529457	132,963	
47.049	MATHEMATICAL AND PHYSICAL SCIENCES		PASS-THROUGH	MICHIGAN STATE UNIVERSITY	RC114050UC (2209717)	36,680	
47.049	MATHEMATICAL AND PHYSICAL SCIENCES		PASS-THROUGH	NATIONAL SCIENCE FOUNDATION	1853608	(5,450)	
47.049	MATHEMATICAL AND PHYSICAL SCIENCES		PASS-THROUGH	NATIONAL SCIENCE FOUNDATION	2146728	(18,393)	
47.049	MATHEMATICAL AND PHYSICAL SCIENCES		PASS-THROUGH	NORTHWESTERN UNIVERSITY	60062823 UCB	179,111	
47.049	MATHEMATICAL AND PHYSICAL SCIENCES		PASS-THROUGH	PRINCETON UNIVERSITY	Sub 0000182(PHY-1624356) sub SUB0000738 (PHY-2323298)	137	
47.049	MATHEMATICAL AND PHYSICAL SCIENCES		PASS-THROUGH	PRINCETON UNIVERSITY	SUB0000665	353,067	
47.049	MATHEMATICAL AND PHYSICAL SCIENCES		PASS-THROUGH	PRINCETON UNIVERSITY	SUB0000728	129,456	
47.049	MATHEMATICAL AND PHYSICAL SCIENCES		PASS-THROUGH	PRINCETON UNIVERSITY	10001942-029:003	137,893	
47.049	MATHEMATICAL AND PHYSICAL SCIENCES		PASS-THROUGH	PURDUE UNIVERSITY	R3j451	92,549	
47.049	MATHEMATICAL AND PHYSICAL SCIENCES		PASS-THROUGH	RICE UNIVERSITY	3068/25470643	58,836	
47.049	MATHEMATICAL AND PHYSICAL SCIENCES		PASS-THROUGH	RUTGERS, THE STATE UNIVERSITY OF NEW JERSEY	G001942-7500	4,035	
47.049	MATHEMATICAL AND PHYSICAL SCIENCES		PASS-THROUGH	SOUTHERN METHODIST UNIVERSITY	G002109-7505	(29,819)	
47.049	MATHEMATICAL AND PHYSICAL SCIENCES		PASS-THROUGH	SOUTHERN METHODIST UNIVERSITY	63254406-210865	13,825	
47.049	MATHEMATICAL AND PHYSICAL SCIENCES		PASS-THROUGH	STANFORD UNIVERSITY	76749/1136652/2	76,500	
47.049	MATHEMATICAL AND PHYSICAL SCIENCES		PASS-THROUGH	STONY BROOK UNIVERSITY (A STATE UNIVERSITY OF NEW YORK CAMPU		-	
47.049	MATHEMATICAL AND PHYSICAL SCIENCES		PASS-THROUGH	STONY BROOK UNIVERSITY (A STATE UNIVERSITY OF NEW YORK CAMPU	93443/1172884/2S&C		
47.049	MATHEMATICAL AND PHYSICAL SCIENCES		PASS-THROUGH	TEXAS A&M UNIVERSITY - COLLEGE STATION	2023644	175,694	
47.049	MATHEMATICAL AND PHYSICAL SCIENCES		PASS-THROUGH	UNIVERSITY OF ARIZONA	466912	55,354	
47.049	MATHEMATICAL AND PHYSICAL SCIENCES		PASS-THROUGH	UNIVERSITY OF CHICAGO	AWD103192(SUB00000840)	7,338	
47.049	MATHEMATICAL AND PHYSICAL SCIENCES		PASS-THROUGH	UNIVERSITY OF CHICAGO	AWD104277 (SUB00001002)	57,988	
47.049	MATHEMATICAL AND PHYSICAL SCIENCES		PASS-THROUGH	UNIVERSITY OF CHICAGO	AWD104312	26,300	
47.049	MATHEMATICAL AND PHYSICAL SCIENCES		PASS-THROUGH	UNIVERSITY OF COLORADO BOULDER	1561735	21,947	
47.049	MATHEMATICAL AND PHYSICAL SCIENCES		PASS-THROUGH			114,913	

University of California
Schedule of Expenditures of Federal Awards

For the Fiscal Year Ended June 30, 2024
(Expressed in Whole Dollars)

Assistance Listing Number	Federal Program Title	Additional Award Identification	Direct / Pass Through	Agency or Pass Through Entity	Pass Through No. or Other Identifier	Federal Expenditures	Funds Passed Through to Subrecipients
47.049	MATHEMATICAL AND PHYSICAL SCIENCES		PASS-THROUGH	UNIVERSITY OF COLORADO BOULDER	1561736	1,080,467	
47.049	MATHEMATICAL AND PHYSICAL SCIENCES		PASS-THROUGH	UNIVERSITY OF COLORADO BOULDER	PO 1001577238	70,762	
47.049	MATHEMATICAL AND PHYSICAL SCIENCES		PASS-THROUGH	UNIVERSITY OF COLORADO BOULDER	PO 1001724559	354,383	
47.049	MATHEMATICAL AND PHYSICAL SCIENCES		PASS-THROUGH	UNIVERSITY OF COLORADO SYSTEM	1556927:05	103,127	
47.049	MATHEMATICAL AND PHYSICAL SCIENCES		PASS-THROUGH	UNIVERSITY OF COLORADO SYSTEM	1561734:13	1,362,338	
47.049	MATHEMATICAL AND PHYSICAL SCIENCES		PASS-THROUGH	UNIVERSITY OF COLORADO SYSTEM	1563589:01	227,203	
47.049	MATHEMATICAL AND PHYSICAL SCIENCES		PASS-THROUGH	UNIVERSITY OF ILLINOIS URBANA-CHAMPAIGN	101433-19459	27,468	
47.049	MATHEMATICAL AND PHYSICAL SCIENCES		PASS-THROUGH	UNIVERSITY OF MINNESOTA	A008060103	77,993	
47.049	MATHEMATICAL AND PHYSICAL SCIENCES		PASS-THROUGH	UNIVERSITY OF MINNESOTA	A008060114	10,992	
47.049	MATHEMATICAL AND PHYSICAL SCIENCES		PASS-THROUGH	UNIVERSITY OF NEBRASKA	25-0521-0244-016:2	22,219	
					Sub 25-0521-0244-017		
47.049	MATHEMATICAL AND PHYSICAL SCIENCES		PASS-THROUGH	UNIVERSITY OF NEBRASKA-LINCOLN	(2121686)	1,715,524	
47.049	MATHEMATICAL AND PHYSICAL SCIENCES		PASS-THROUGH	UNIVERSITY OF NEW MEXICO	889523-87D8	70,124	
47.049	MATHEMATICAL AND PHYSICAL SCIENCES		PASS-THROUGH	UNIVERSITY OF NOTRE DAME DU LAC	204276UCLA:002	261,909	
47.049	MATHEMATICAL AND PHYSICAL SCIENCES		PASS-THROUGH	UNIVERSITY OF NOTRE DAME DU LAC	204303UCB	123,635	
47.049	MATHEMATICAL AND PHYSICAL SCIENCES		PASS-THROUGH	UNIVERSITY OF NOTRE DAME DU LAC	204303UCLA:7	239,391	
47.049	MATHEMATICAL AND PHYSICAL SCIENCES		PASS-THROUGH	UNIVERSITY OF NOTRE DAME DU LAC	204512UCB	315,730	
47.049	MATHEMATICAL AND PHYSICAL SCIENCES		PASS-THROUGH	UNIVERSITY OF NOTRE DAME DU LAC	204512UCLA-AD:03	227,521	
47.049	MATHEMATICAL AND PHYSICAL SCIENCES		PASS-THROUGH	UNIVERSITY OF NOTRE DAME DU LAC	204512UCLA-WW:01	122,480	
47.049	MATHEMATICAL AND PHYSICAL SCIENCES		PASS-THROUGH	UNIVERSITY OF NOTRE DAME DU LAC	UND-225064	4,221	
47.049	MATHEMATICAL AND PHYSICAL SCIENCES		PASS-THROUGH	UNIVERSITY OF OREGON	2016VOC	164,521	
47.049	MATHEMATICAL AND PHYSICAL SCIENCES		PASS-THROUGH	UNIVERSITY OF PENNSYLVANIA	PO5222436	118,789	
47.049	MATHEMATICAL AND PHYSICAL SCIENCES		PASS-THROUGH	UNIVERSITY OF ROCHESTER	417874-G	62,962	
47.049	MATHEMATICAL AND PHYSICAL SCIENCES		PASS-THROUGH	UNIVERSITY OF ROCHESTER	417877-G	102,982	
47.049	MATHEMATICAL AND PHYSICAL SCIENCES		PASS-THROUGH	UNIVERSITY OF TEXAS AT EL PASO	226100993A	104,671	
47.049	MATHEMATICAL AND PHYSICAL SCIENCES		PASS-THROUGH	UNIVERSITY OF UTAH	10052943-UC:1	(21)	
47.049	MATHEMATICAL AND PHYSICAL SCIENCES		PASS-THROUGH	UNIVERSITY OF WASHINGTON	UWSC14212	29,169	
47.049	MATHEMATICAL AND PHYSICAL SCIENCES		PASS-THROUGH	UNIVERSITY OF WASHINGTON	UWSC14752	66,667	
47.049	MATHEMATICAL AND PHYSICAL SCIENCES		PASS-THROUGH	UNIVERSITY OF WISCONSIN-MADISON	0000000294	7,024	
47.049	MATHEMATICAL AND PHYSICAL SCIENCES		PASS-THROUGH	UNIVERSITY OF WISCONSIN-MADISON	0000000852	225,185	
47.049	MATHEMATICAL AND PHYSICAL SCIENCES		PASS-THROUGH	UNIVERSITY OF WISCONSIN-MADISON	0000002391	134,686	
47.049	MATHEMATICAL AND PHYSICAL SCIENCES		PASS-THROUGH	UNIVERSITY OF WISCONSIN-MADISON	0000003266	73,883	
47.049	MATHEMATICAL AND PHYSICAL SCIENCES		PASS-THROUGH	UNIVERSITY OF WISCONSIN-MADISON	Sub 408K133 (PHY-1148698)	62	
47.049	MATHEMATICAL AND PHYSICAL SCIENCES		PASS-THROUGH	VIRGINIA COMMONWEALTH UNIVERSITY	FP00009404_SA001:1	(5,857)	
47.049	MATHEMATICAL AND PHYSICAL SCIENCES		PASS-THROUGH	VIRGINIA COMMONWEALTH UNIVERSITY	FP00017995_SA001:1	52,240	
47.049	MATHEMATICAL AND PHYSICAL SCIENCES		PASS-THROUGH	VIRGINIA POLYTECHNIC INSTITUTE AND STATE UNIVERSITY	480717-19910	7,969	
47.049	MATHEMATICAL AND PHYSICAL SCIENCES		PASS-THROUGH	VIRGINIA POLYTECHNIC INSTITUTE AND STATE UNIVERSITY	480718-19B03	60,779	
47.049	MATHEMATICAL AND PHYSICAL SCIENCES		PASS-THROUGH	VIRGINIA POLYTECHNIC INSTITUTE AND STATE UNIVERSITY	SF-2207-PITMAN	(5,990)	
47.049	MATHEMATICAL AND PHYSICAL SCIENCES		PASS-THROUGH	VIRGINIA POLYTECHNIC INSTITUTE AND STATE UNIVERSITY	SF-2208-Scott	6,196	
47.049	MATHEMATICAL AND PHYSICAL SCIENCES		PASS-THROUGH	WAYNE STATE UNIVERSITY	WSU22188:1	22,960	
47.049	MATHEMATICAL AND PHYSICAL SCIENCES		PASS-THROUGH	WOLFZYC LLC	2213032	37,420	
47.049	MATHEMATICAL AND PHYSICAL SCIENCES		PASS-THROUGH	YALE UNIVERSITY	CON80003176 GR114091	490,169	
47.050	GEOSCIENCES	COVID-19	DIRECT	NATIONAL SCIENCE FOUNDATION		(7,412)	
47.050	GEOSCIENCES		DIRECT	NATIONAL SCIENCE FOUNDATION		92,998,571	5,369,189
47.050	GEOSCIENCES		PASS-THROUGH	AUGSBURG UNIVERSITY	3623A:1	2,896	
47.050	GEOSCIENCES		PASS-THROUGH	BROWN UNIVERSITY	00002317	58,883	
					Sub 2022-10-51232		
47.050	GEOSCIENCES		PASS-THROUGH	CALIFORNIA POLYTECHNIC STATE UNIVERSITY, SAN LUIS OBISPO	(1543539)	7,788	
47.050	GEOSCIENCES		PASS-THROUGH	CARNEGIE INSTITUTION OF WASHINGTON	02-11024-1307(2150829)	3,869	
47.050	GEOSCIENCES		PASS-THROUGH	COLORADO SCHOOL OF MINES	401609-5801	(2,896)	
47.050	GEOSCIENCES		PASS-THROUGH	COLUMBIA UNIVERSITY	125(GG009393-04)	77,169	
47.050	GEOSCIENCES		PASS-THROUGH	COLUMBIA UNIVERSITY	125B(GG009393-04)	1,450	
47.050	GEOSCIENCES		PASS-THROUGH	COLUMBIA UNIVERSITY	13(GG009393-04)	29,277	

University of California
Schedule of Expenditures of Federal Awards

For the Fiscal Year Ended June 30, 2024
(Expressed in Whole Dollars)

Assistance Listing Number	Federal Program Title	Additional Award Identification	Pass Through No. or Other		Funds Passed Through to Subrecipients
			Direct / Pass Through	Agency or Pass Through Entity	
				Identifier	Federal Expenditures
47.050	GEOSCIENCES	PASS-THROUGH	COLUMBIA UNIVERSITY	13J(GG009393-04)	110,454
47.050	GEOSCIENCES	PASS-THROUGH	COLUMBIA UNIVERSITY	13L(GG009393-04)	30,000
47.050	GEOSCIENCES	PASS-THROUGH	COLUMBIA UNIVERSITY	13M(GG009393-04)	17,826
47.050	GEOSCIENCES	PASS-THROUGH	COLUMBIA UNIVERSITY	13N(GG009393-04)	18,203
47.050	GEOSCIENCES	PASS-THROUGH	COLUMBIA UNIVERSITY	2(GG009393-01)	(446)
47.050	GEOSCIENCES	PASS-THROUGH	COLUMBIA UNIVERSITY	2(GG017158-01)	174,476
47.050	GEOSCIENCES	PASS-THROUGH	COLUMBIA UNIVERSITY	2C(GG009393)	(13,126)
47.050	GEOSCIENCES	PASS-THROUGH	COLUMBIA UNIVERSITY	2G(GG009393-04)	40,190
47.050	GEOSCIENCES	PASS-THROUGH	COLUMBIA UNIVERSITY	2H(GG009393-04)	20,335
47.050	GEOSCIENCES	PASS-THROUGH	COLUMBIA UNIVERSITY	3(GG015488)	334,367
47.050	GEOSCIENCES	PASS-THROUGH	COLUMBIA UNIVERSITY	65B(GG009393-004)	19,125
47.050	GEOSCIENCES	PASS-THROUGH	COLUMBIA UNIVERSITY	65C(GG009393-04)	19,741
47.050	GEOSCIENCES	PASS-THROUGH	CONFLUENCY LLC	Sub 20201753 (none)	7,583
47.050	GEOSCIENCES	PASS-THROUGH	CORNELL UNIVERSITY	147239-22221	31,400
47.050	GEOSCIENCES	PASS-THROUGH	EARTHSCOPE CONSORTIUM INC.	08-UCSD-SAGE	(38,708)
47.050	GEOSCIENCES	PASS-THROUGH	EARTHSCOPE CONSORTIUM INC.	09-UCSD (MD)-SAGE	(31,526)
47.050	GEOSCIENCES	PASS-THROUGH	EARTHSCOPE CONSORTIUM INC.	SU-19-1001-08	725,091
47.050	GEOSCIENCES	PASS-THROUGH	EARTHSCOPE CONSORTIUM INC.	SU-19-1001-08-UCSD	1,965,557
47.050	GEOSCIENCES	PASS-THROUGH	GEORGIA INSTITUTE OF TECHNOLOGY	AWD-002863-G6	86,017
47.050	GEOSCIENCES	PASS-THROUGH	GEORGIA INSTITUTE OF TECHNOLOGY	AWD-002863-G8	301,105
47.050	GEOSCIENCES	PASS-THROUGH	GEORGIA INSTITUTE OF TECHNOLOGY	AWD-003355-G1	3,228
47.050	GEOSCIENCES	PASS-THROUGH	HASKELL FOUNDATION	HFUSSD-01	245,715
47.050	GEOSCIENCES	PASS-THROUGH	INDIAN HEALTH COUNCIL, INC.	30245696-subS06GM142117	22,382
47.050	GEOSCIENCES	PASS-THROUGH	MICHIGAN STATE UNIVERSITY	RC112480A:1	63,254
47.050	GEOSCIENCES	PASS-THROUGH	MIDDLEBURY COLLEGE	530272-UCLA:2	18,628
47.050	GEOSCIENCES	PASS-THROUGH	MONTEREY BAY AQUARIUM RESEARCH INSTITUTE	2011048 (Sub OCE-1946578)	2,089,529
47.050	GEOSCIENCES	PASS-THROUGH	MONTEREY BAY AQUARIUM RESEARCH INSTITUTE	PO-2110540 sub OCE-	
47.050	GEOSCIENCES	PASS-THROUGH	NATIONAL SCIENCE FOUNDATION	2110258	69,830
47.050	GEOSCIENCES	PASS-THROUGH	NEW JERSEY INSTITUTE OF TECHNOLOGY	2136189	3,926
47.050	GEOSCIENCES	PASS-THROUGH	NEW YORK UNIVERSITY	997613	70,274
47.050	GEOSCIENCES	PASS-THROUGH	OLD DOMINION UNIVERSITY RESEARCH FOUNDATION	F0691-04	10,800
47.050	GEOSCIENCES	PASS-THROUGH	PENNSYLVANIA STATE UNIVERSITY	22-129-100868-010	56,198
47.050	GEOSCIENCES	PASS-THROUGH	PURDUE UNIVERSITY	S002860-NSF	8,377
47.050	GEOSCIENCES	PASS-THROUGH	PURDUE UNIVERSITY	SA20-5279-01	6,024
47.050	GEOSCIENCES	PASS-THROUGH	PURDUE UNIVERSITY	Y20-5279	24,083
47.050	GEOSCIENCES	PASS-THROUGH	SITKA SOUND SCIENCE CENTER	2022UCSD-01	169,612
47.050	GEOSCIENCES	PASS-THROUGH	STANFORD UNIVERSITY	62445563-178401	138,469
47.050	GEOSCIENCES	PASS-THROUGH	UNIVERSITY CORPORATION FOR ATMOSPHERIC RESEARCH	SUB SUBAWD003230	
47.050	GEOSCIENCES	PASS-THROUGH	UNIVERSITY CORPORATION FOR ATMOSPHERIC RESEARCH	(1755088)	16,398
47.050	GEOSCIENCES	PASS-THROUGH	UNIVERSITY CORPORATION FOR ATMOSPHERIC RESEARCH	SUBAWD003065	95,969
47.050	GEOSCIENCES	PASS-THROUGH	UNIVERSITY CORPORATION FOR ATMOSPHERIC RESEARCH	SUBAWD004878	37,012
47.050	GEOSCIENCES	PASS-THROUGH	UNIVERSITY CORPORATION FOR ATMOSPHERIC RESEARCH	SUBAWD005404	22,761
47.050	GEOSCIENCES	PASS-THROUGH	UNIVERSITY OF ALASKA SYSTEM	UAF 18-0072	54,221
47.050	GEOSCIENCES	PASS-THROUGH	UNIVERSITY OF CHICAGO	AWD0100221	
47.050	GEOSCIENCES	PASS-THROUGH	UNIVERSITY OF CHICAGO	(SUB00000066)	254,549
47.050	GEOSCIENCES	PASS-THROUGH	UNIVERSITY OF CHICAGO	AWD100221-SUB00000069	267,583
47.050	GEOSCIENCES	PASS-THROUGH	UNIVERSITY OF CHICAGO	AWD104198 (SUB000000962)	322,889
47.050	GEOSCIENCES	PASS-THROUGH	UNIVERSITY OF DELAWARE	59698	1,452
47.050	GEOSCIENCES	PASS-THROUGH	UNIVERSITY OF HAWAII - WEST OAHU	MA 1389	36,795
47.050	GEOSCIENCES	PASS-THROUGH	UNIVERSITY OF HAWAII AT MANOA	MA 1392	3,619
47.050	GEOSCIENCES	PASS-THROUGH	UNIVERSITY OF HAWAII AT MANOA	MA1933	18,649

University of California
Schedule of Expenditures of Federal Awards

For the Fiscal Year Ended June 30, 2024
(Expressed in Whole Dollars)

Assistance Listing Number	Federal Program Title	Additional Award Identification	Pass Through No. or Other		Funds Passed Through to Subrecipients
			Direct / Pass Through	Agency or Pass Through Entity	
				Identifier	Federal Expenditures
47.050	GEOSCIENCES		PASS-THROUGH	UNIVERSITY OF HAWAII AT MANOA	MA1934 27,635
47.050	GEOSCIENCES		PASS-THROUGH	UNIVERSITY OF ILLINOIS URBANA-CHAMPAIGN	092779-18847 (22,503)
47.050	GEOSCIENCES		PASS-THROUGH	UNIVERSITY OF IOWA	S03462-01:1 20,899
47.050	GEOSCIENCES		PASS-THROUGH	UNIVERSITY OF MARYLAND, COLLEGE PARK	130067-Z3920201 104,716
47.050	GEOSCIENCES		PASS-THROUGH	UNIVERSITY OF MICHIGAN	PO3007805807 2,834
47.050	GEOSCIENCES		PASS-THROUGH	UNIVERSITY OF MICHIGAN	SUBK00017100 225
47.050	GEOSCIENCES		PASS-THROUGH	UNIVERSITY OF NEBRASKA	25-0553-0012-002 5,607
47.050	GEOSCIENCES		PASS-THROUGH	UNIVERSITY OF NEW MEXICO	133660-87Y5 77,833
47.050	GEOSCIENCES		PASS-THROUGH	UNIVERSITY OF OREGON	2017Y0H 1,432
47.050	GEOSCIENCES		PASS-THROUGH	UNIVERSITY OF SOUTH CAROLINA	24-5754 16,253
47.050	GEOSCIENCES		PASS-THROUGH	UNIVERSITY OF SOUTH FLORIDA	2104-1376-00-F 410,848
47.050	GEOSCIENCES		PASS-THROUGH	UNIVERSITY OF SOUTHERN CALIFORNIA	91261301 1,478
47.050	GEOSCIENCES		PASS-THROUGH	UNIVERSITY OF SOUTHERN CALIFORNIA	91269673 24,700
47.050	GEOSCIENCES		PASS-THROUGH	UNIVERSITY OF SOUTHERN CALIFORNIA	91269840 667
47.050	GEOSCIENCES		PASS-THROUGH	UNIVERSITY OF SOUTHERN CALIFORNIA	SCON-00004145 15,219
47.050	GEOSCIENCES		PASS-THROUGH	UNIVERSITY OF SOUTHERN CALIFORNIA	Sub SCON-00005784 35,533
47.050	GEOSCIENCES		PASS-THROUGH	UNIVERSITY OF TEXAS AT AUSTIN	Sub UTAUS-SUB00000567 19,164
47.050	GEOSCIENCES		PASS-THROUGH	UNIVERSITY SYSTEM OF MARYLAND	86308-Z3459201 41,474
47.050	GEOSCIENCES		PASS-THROUGH	WEST VIRGINIA UNIVERSITY	22-543-UCD 27,107
47.050	GEOSCIENCES		PASS-THROUGH	WESTED	S-00017979 2,504
47.050	GEOSCIENCES		PASS-THROUGH	WOODS HOLE OCEANOGRAPHIC INSTITUTION	A101436 1,153,422
47.050	GEOSCIENCES		PASS-THROUGH	WOODS HOLE OCEANOGRAPHIC INSTITUTION	A101512 (2,257)
47.050	GEOSCIENCES		PASS-THROUGH	WOODS HOLE OCEANOGRAPHIC INSTITUTION	A101583 50,483
47.050	GEOSCIENCES		PASS-THROUGH	WOODS HOLE OCEANOGRAPHIC INSTITUTION	A101602 142,995
47.070	COMPUTER AND INFORMATION SCIENCE AND ENGINEERING		DIRECT	NATIONAL SCIENCE FOUNDATION	98,685,895 8,520,079
47.070	COMPUTER AND INFORMATION SCIENCE AND ENGINEERING	COVID-19	PASS-THROUGH	PRINCETON UNIVERSITY	SUB0000268 (1,090)
47.070	COMPUTER AND INFORMATION SCIENCE AND ENGINEERING		PASS-THROUGH	ARIZONA STATE UNIVERSITY	ASUB00001137 65,964
47.070	COMPUTER AND INFORMATION SCIENCE AND ENGINEERING		PASS-THROUGH	ASSOCIATION OF AMERICAN GEOGRAPHERS	F7037-UCR 72,293
47.070	COMPUTER AND INFORMATION SCIENCE AND ENGINEERING		PASS-THROUGH	BRIGHAM YOUNG UNIVERSITY	21-0565 76,844
47.070	COMPUTER AND INFORMATION SCIENCE AND ENGINEERING		PASS-THROUGH	CARNEGIE MELLON UNIVERSITY	1123591-459386 250,141
47.070	COMPUTER AND INFORMATION SCIENCE AND ENGINEERING		PASS-THROUGH	CHICO STATE ENTERPRISES	A24-0045-S001 31,554
47.070	COMPUTER AND INFORMATION SCIENCE AND ENGINEERING		PASS-THROUGH	COLORADO SCHOOL OF MINES	402052-5811:03 66,788
47.070	COMPUTER AND INFORMATION SCIENCE AND ENGINEERING		PASS-THROUGH	COLUMBIA UNIVERSITY	1(GG019845-01) 5,090
47.070	COMPUTER AND INFORMATION SCIENCE AND ENGINEERING		PASS-THROUGH	COMPUTING RESEARCH ASSOCIATION	1940460:02 77,699
47.070	COMPUTER AND INFORMATION SCIENCE AND ENGINEERING		PASS-THROUGH	COMPUTING RESEARCH ASSOCIATION	2021CIF-UCBerkeley-19 48,356
47.070	COMPUTER AND INFORMATION SCIENCE AND ENGINEERING		PASS-THROUGH	COMPUTING RESEARCH ASSOCIATION	2021CIF-UCDavis-50 116,250
47.070	COMPUTER AND INFORMATION SCIENCE AND ENGINEERING		PASS-THROUGH	COMPUTING RESEARCH ASSOCIATION	2021CIF-UCIrvine-20 70,046
47.070	COMPUTER AND INFORMATION SCIENCE AND ENGINEERING		PASS-THROUGH	COMPUTING RESEARCH ASSOCIATION	2021CIF-UCIrvine-51 108,884
47.070	COMPUTER AND INFORMATION SCIENCE AND ENGINEERING		PASS-THROUGH	COMPUTING RESEARCH ASSOCIATION	2021CIF-UCLA-21 17,463
47.070	COMPUTER AND INFORMATION SCIENCE AND ENGINEERING		PASS-THROUGH	COMPUTING RESEARCH ASSOCIATION	2021CIF-UCSanDiego-52(2127309) 67,874
47.070	COMPUTER AND INFORMATION SCIENCE AND ENGINEERING		PASS-THROUGH	COMPUTING RESEARCH ASSOCIATION	CCC-UCSB-KRINTZ 38,993
47.070	COMPUTER AND INFORMATION SCIENCE AND ENGINEERING		PASS-THROUGH	COMPUTING RESEARCH ASSOCIATION	CIF2020-UCB-23 17,672
47.070	COMPUTER AND INFORMATION SCIENCE AND ENGINEERING		PASS-THROUGH	COMPUTING RESEARCH ASSOCIATION	CIF2020Year3-UCLA-38 (3,856)
47.070	COMPUTER AND INFORMATION SCIENCE AND ENGINEERING		PASS-THROUGH	COMPUTING RESEARCH ASSOCIATION	G-1A-005 53,000
47.070	COMPUTER AND INFORMATION SCIENCE AND ENGINEERING		PASS-THROUGH	COMPUTING RESEARCH ASSOCIATION	G-1A-007 46,833
47.070	COMPUTER AND INFORMATION SCIENCE AND ENGINEERING		PASS-THROUGH	COMPUTING RESEARCH ASSOCIATION	G-1B-020 52,999
47.070	COMPUTER AND INFORMATION SCIENCE AND ENGINEERING		PASS-THROUGH	COMPUTING RESEARCH ASSOCIATION	G-2A-050 46,833
47.070	COMPUTER AND INFORMATION SCIENCE AND ENGINEERING		PASS-THROUGH	COMPUTING RESEARCH ASSOCIATION	G-2A-051 46,833
47.070	COMPUTER AND INFORMATION SCIENCE AND ENGINEERING		PASS-THROUGH	COMPUTING RESEARCH ASSOCIATION	G-2A-052:001 53,000
47.070	COMPUTER AND INFORMATION SCIENCE AND ENGINEERING		PASS-THROUGH	COMPUTING RESEARCH ASSOCIATION	G-2A-054 53,000
47.070	COMPUTER AND INFORMATION SCIENCE AND ENGINEERING		PASS-THROUGH	COMPUTING RESEARCH ASSOCIATION	SUB CIF2020Year3-UCSD 66,389
47.070	COMPUTER AND INFORMATION SCIENCE AND ENGINEERING		PASS-THROUGH	CORNELL UNIVERSITY	Sub 147692-22395 (OAC-2320977) 3,054

University of California
Schedule of Expenditures of Federal Awards

For the Fiscal Year Ended June 30, 2024
(Expressed in Whole Dollars)

Assistance Listing Number	Federal Program Title	Additional Award Identification	Direct / Pass Through	Agency or Pass Through Entity	Pass Through No. or Other Identifier	Federal Expenditures	Funds Passed Through to Subrecipients
				CORPORATION FOR EDUCATION NETWORK INITIATIVES IN			
47.070	COMPUTER AND INFORMATION SCIENCE AND ENGINEERING		PASS-THROUGH	CALIFORNIA	SUB C45-489 (2029306)	92,841	
47.070	COMPUTER AND INFORMATION SCIENCE AND ENGINEERING		PASS-THROUGH	DIGITAL PROMISE	1844	8,638	
47.070	COMPUTER AND INFORMATION SCIENCE AND ENGINEERING		PASS-THROUGH	INDIANA UNIVERSITY	Sub 9731-UCSD (2005506)	130,627	
47.070	COMPUTER AND INFORMATION SCIENCE AND ENGINEERING		PASS-THROUGH	INDIANA UNIVERSITY	Sub BL4812537UCSD	37,594	
47.070	COMPUTER AND INFORMATION SCIENCE AND ENGINEERING		PASS-THROUGH	INTERNET2	SUB 1048-B (2100003)	16,281	
47.070	COMPUTER AND INFORMATION SCIENCE AND ENGINEERING		PASS-THROUGH	JOHNS HOPKINS UNIVERSITY	2005281944	59,692	
47.070	COMPUTER AND INFORMATION SCIENCE AND ENGINEERING		PASS-THROUGH	JOHNS HOPKINS UNIVERSITY	Sub 2005245152 (2129051)	165,543	
					sub 2006047754		
47.070	COMPUTER AND INFORMATION SCIENCE AND ENGINEERING		PASS-THROUGH	JOHNS HOPKINS UNIVERSITY	(OAC2311791)	12,087	
47.070	COMPUTER AND INFORMATION SCIENCE AND ENGINEERING		PASS-THROUGH	KANSAS STATE UNIVERSITY	A21-0144-S001	(9,177)	
47.070	COMPUTER AND INFORMATION SCIENCE AND ENGINEERING		PASS-THROUGH	MORGRIDGE INSTITUTE FOR RESEARCH	sub MIRC-002699 (2331480)	232,622	
47.070	COMPUTER AND INFORMATION SCIENCE AND ENGINEERING		PASS-THROUGH	NATIONAL SCIENCE FOUNDATION	2008837	7,081	
47.070	COMPUTER AND INFORMATION SCIENCE AND ENGINEERING		PASS-THROUGH	NORTHEASTERN UNIVERSITY	502864-78050:4	50,892	
47.070	COMPUTER AND INFORMATION SCIENCE AND ENGINEERING		PASS-THROUGH	NORTHWESTERN UNIVERSITY	60054624 UCI	43,340	
47.070	COMPUTER AND INFORMATION SCIENCE AND ENGINEERING		PASS-THROUGH	NORTHWESTERN UNIVERSITY	Sub 60054740 UCSD	70,859	
47.070	COMPUTER AND INFORMATION SCIENCE AND ENGINEERING		PASS-THROUGH	NORTHWESTERN UNIVERSITY	sub 60067189 (2331263)	69,109	
47.070	COMPUTER AND INFORMATION SCIENCE AND ENGINEERING		PASS-THROUGH	OHIO STATE UNIVERSITY	2148253	28,152	
47.070	COMPUTER AND INFORMATION SCIENCE AND ENGINEERING		PASS-THROUGH	OHIO STATE UNIVERSITY	SPC-1000005605	197,549	
47.070	COMPUTER AND INFORMATION SCIENCE AND ENGINEERING		PASS-THROUGH	OHIO STATE UNIVERSITY	SPC-1000005795 / GR1	26,727	
					Sub SPC-1000005612 /		
47.070	COMPUTER AND INFORMATION SCIENCE AND ENGINEERING		PASS-THROUGH	OHIO STATE UNIVERSITY	GR124	265,858	
47.070	COMPUTER AND INFORMATION SCIENCE AND ENGINEERING		PASS-THROUGH	PAWR, LLC	PAWR-5582469	99,875	
					Sub S000267-NSF (CNS-		
47.070	COMPUTER AND INFORMATION SCIENCE AND ENGINEERING		PASS-THROUGH	PENNSYLVANIA STATE UNIVERSITY	1805310)	(4)	
47.070	COMPUTER AND INFORMATION SCIENCE AND ENGINEERING		PASS-THROUGH	PRINCETON UNIVERSITY	SUB 0000269(OCA-1836650)	129,229	
47.070	COMPUTER AND INFORMATION SCIENCE AND ENGINEERING		PASS-THROUGH	PRINCETON UNIVERSITY	SUB00000268	208,355	
47.070	COMPUTER AND INFORMATION SCIENCE AND ENGINEERING		PASS-THROUGH	PRINCETON UNIVERSITY	SUB00000270	136,047	
47.070	COMPUTER AND INFORMATION SCIENCE AND ENGINEERING		PASS-THROUGH	PRINCETON UNIVERSITY	SUB00000585:1	193,552	
47.070	COMPUTER AND INFORMATION SCIENCE AND ENGINEERING		PASS-THROUGH	PURDUE UNIVERSITY	10000686-018	2,906	
47.070	COMPUTER AND INFORMATION SCIENCE AND ENGINEERING		PASS-THROUGH	PURDUE UNIVERSITY	10002201-019	32,885	
					Sub 10000686-019 (CCF-		
47.070	COMPUTER AND INFORMATION SCIENCE AND ENGINEERING		PASS-THROUGH	PURDUE UNIVERSITY	0939370)	(20)	
					sub 10002201-018 (2235414-		
47.070	COMPUTER AND INFORMATION SCIENCE AND ENGINEERING		PASS-THROUGH	PURDUE UNIVERSITY	CCF)	8,737	
47.070	COMPUTER AND INFORMATION SCIENCE AND ENGINEERING		PASS-THROUGH	RENAISSANCE COMPUTING INSTITUTE	Sub 5115825 (CNS-1935966)	(346)	
47.070	COMPUTER AND INFORMATION SCIENCE AND ENGINEERING		PASS-THROUGH	SAN DIEGO STATE UNIVERSITY	D10823-04 SA1068 A0	60,120	
47.070	COMPUTER AND INFORMATION SCIENCE AND ENGINEERING		PASS-THROUGH	TENNESSEE TECHNOLOGICAL UNIVERSITY	BL150290970:4	93,556	
					UNIVERSITY AT BUFFALO (A STATE UNIVERSITY OF NEW YORK		
47.070	COMPUTER AND INFORMATION SCIENCE AND ENGINEERING		PASS-THROUGH	CAMPUS	R1313615 (2137603)	60,256	
47.070	COMPUTER AND INFORMATION SCIENCE AND ENGINEERING		PASS-THROUGH	UNIVERSITY OF CINCINNATI	CNS-1916722	134,120	
47.070	COMPUTER AND INFORMATION SCIENCE AND ENGINEERING		PASS-THROUGH	UNIVERSITY OF CINCINNATI	P22-21 012486	64,789	
					Sub 015531-00002 (ITE-		
47.070	COMPUTER AND INFORMATION SCIENCE AND ENGINEERING		PASS-THROUGH	UNIVERSITY OF CINCINNATI	2333726)	63,275	
47.070	COMPUTER AND INFORMATION SCIENCE AND ENGINEERING		PASS-THROUGH	UNIVERSITY OF COLORADO DENVER	FY22.1121.001 2104003	59,515	
47.070	COMPUTER AND INFORMATION SCIENCE AND ENGINEERING		PASS-THROUGH	UNIVERSITY OF ILLINOIS URBANA-CHAMPAIGN	113662-19591	46,301	
47.070	COMPUTER AND INFORMATION SCIENCE AND ENGINEERING		PASS-THROUGH	UNIVERSITY OF ILLINOIS URBANA-CHAMPAIGN	Sub 094096-17249 (1764055)	24,631	
47.070	COMPUTER AND INFORMATION SCIENCE AND ENGINEERING		PASS-THROUGH	UNIVERSITY OF ILLINOIS URBANA-CHAMPAIGN	Sub 100253-18221 (2005572)	269,320	

University of California
Schedule of Expenditures of Federal Awards

For the Fiscal Year Ended June 30, 2024
(Expressed in Whole Dollars)

Assistance Listing Number	Federal Program Title	Additional Award Identification	Direct / Pass Through	Agency or Pass Through Entity	Pass Through No. or Other Identifier	Federal Expenditures	Funds Passed Through to Subrecipients
47.070	COMPUTER AND INFORMATION SCIENCE AND ENGINEERING		PASS-THROUGH	UNIVERSITY OF ILLINOIS URBANA-CHAMPAIGN	Sub 108822-18937 (2138307)	353,533	
47.070	COMPUTER AND INFORMATION SCIENCE AND ENGINEERING		PASS-THROUGH	UNIVERSITY OF ILLINOIS URBANA-CHAMPAIGN	Sub 108825-18939 (2138296)	304,528	
47.070	COMPUTER AND INFORMATION SCIENCE AND ENGINEERING		PASS-THROUGH	UNIVERSITY OF MARYLAND, COLLEGE PARK	109961-Z3899201	4,565	
47.070	COMPUTER AND INFORMATION SCIENCE AND ENGINEERING		PASS-THROUGH	UNIVERSITY OF MARYLAND, COLLEGE PARK	Sub 110970-Z3919201	130,676	
47.070	COMPUTER AND INFORMATION SCIENCE AND ENGINEERING		PASS-THROUGH	UNIVERSITY OF MASSACHUSETTS AMHERST	Sub 21-015236-A	80	
47.070	COMPUTER AND INFORMATION SCIENCE AND ENGINEERING		PASS-THROUGH	UNIVERSITY OF MEMPHIS	A21-0011-S001-A05:5	122,782	
47.070	COMPUTER AND INFORMATION SCIENCE AND ENGINEERING		PASS-THROUGH	UNIVERSITY OF MIAMI	OS00001312	19,881	
47.070	COMPUTER AND INFORMATION SCIENCE AND ENGINEERING		PASS-THROUGH	UNIVERSITY OF MICHIGAN	SUBK00018440	55,448	
47.070	COMPUTER AND INFORMATION SCIENCE AND ENGINEERING		PASS-THROUGH	UNIVERSITY OF MINNESOTA	Sub A008754803 (OAC-2037773)	(5,537)	
47.070	COMPUTER AND INFORMATION SCIENCE AND ENGINEERING		PASS-THROUGH	UNIVERSITY OF MISSOURI	C00065145-2	14,937	
47.070	COMPUTER AND INFORMATION SCIENCE AND ENGINEERING		PASS-THROUGH	UNIVERSITY OF NORTH CAROLINA AT CHARLOTTE	20180834-02-UCR	26,259	
47.070	COMPUTER AND INFORMATION SCIENCE AND ENGINEERING		PASS-THROUGH	UNIVERSITY OF OREGON	2014S0A	205,180	
47.070	COMPUTER AND INFORMATION SCIENCE AND ENGINEERING		PASS-THROUGH	UNIVERSITY OF TEXAS AT AUSTIN	UT AUS-SUB00000013	329,369	
47.070	COMPUTER AND INFORMATION SCIENCE AND ENGINEERING		PASS-THROUGH	UNIVERSITY OF TEXAS AT AUSTIN	UT AUS-SUB00000114	73,956	
47.070	COMPUTER AND INFORMATION SCIENCE AND ENGINEERING		PASS-THROUGH	UNIVERSITY OF TEXAS AT AUSTIN	UT AUS-SUB00000547	595,204	
47.070	COMPUTER AND INFORMATION SCIENCE AND ENGINEERING		PASS-THROUGH	UNIVERSITY OF TEXAS AT EL PASO	226101090F	43,857	
47.070	COMPUTER AND INFORMATION SCIENCE AND ENGINEERING		PASS-THROUGH	UNIVERSITY OF TEXAS AT EL PASO	226101090G	21,498	
47.070	COMPUTER AND INFORMATION SCIENCE AND ENGINEERING		PASS-THROUGH	UNIVERSITY OF TEXAS AT EL PASO	226101090K	19,539	
47.070	COMPUTER AND INFORMATION SCIENCE AND ENGINEERING		PASS-THROUGH	UNIVERSITY OF UTAH	10061946-UCSD-01(2138811)	326,808	
47.070	COMPUTER AND INFORMATION SCIENCE AND ENGINEERING		PASS-THROUGH	UNIVERSITY OF WASHINGTON	Sub UWSC13245 (OAC-2117997)	128,619	
47.070	COMPUTER AND INFORMATION SCIENCE AND ENGINEERING		PASS-THROUGH	UNIVERSITY OF WASHINGTON	UWSC13277	24,982	
47.070	COMPUTER AND INFORMATION SCIENCE AND ENGINEERING		PASS-THROUGH	UNIVERSITY OF WISCONSIN-MADISON	203405439	9,977	
47.070	COMPUTER AND INFORMATION SCIENCE AND ENGINEERING		PASS-THROUGH	UNIVERSITY OF WISCONSIN-MADISON	Sub 0000001037 (2030508 - OAC)	443,164	
47.070	COMPUTER AND INFORMATION SCIENCE AND ENGINEERING		PASS-THROUGH	VANDERBILT UNIVERSITY	P22020172	61,789	
47.070	COMPUTER AND INFORMATION SCIENCE AND ENGINEERING		PASS-THROUGH	VIRGINIA COMMONWEALTH UNIVERSITY	SUB FP00011535_SA001	8,712	
47.070	COMPUTER AND INFORMATION SCIENCE AND ENGINEERING		PASS-THROUGH	WAYNE STATE UNIVERSITY	WSU20079	155,586	
47.074	BIOLOGICAL SCIENCES		DIRECT	NATIONAL SCIENCE FOUNDATION		68,466,875	5,183,290
47.074	BIOLOGICAL SCIENCES	COVID-19	PASS-THROUGH	CENTRAL MICHIGAN UNIVERSITY	F63362	2,961	
47.074	BIOLOGICAL SCIENCES		PASS-THROUGH	ARIZONA STATE UNIVERSITY	ASUB000000561	469	
47.074	BIOLOGICAL SCIENCES		PASS-THROUGH	ARIZONA STATE UNIVERSITY	ASUB000001320	189,301	44,000
47.074	BIOLOGICAL SCIENCES		PASS-THROUGH	ARIZONA STATE UNIVERSITY	ASUB000001329	38,039	
47.074	BIOLOGICAL SCIENCES		PASS-THROUGH	AUBURN UNIVERSITY	23-BS-200919-UCRIVERSIDE	146,961	
47.074	BIOLOGICAL SCIENCES		PASS-THROUGH	BROWN UNIVERSITY	Sub 00001351 (DBI-1707352)	2,026	
47.074	BIOLOGICAL SCIENCES		PASS-THROUGH	BUCKNELL UNIVERSITY	GR299587	41,436	
47.074	BIOLOGICAL SCIENCES		PASS-THROUGH	CALIFORNIA INSTITUTE OF TECHNOLOGY	S450000/1926023	12,403	
47.074	BIOLOGICAL SCIENCES		PASS-THROUGH	CALIFORNIA INSTITUTE OF TECHNOLOGY	S593198	64,709	
47.074	BIOLOGICAL SCIENCES		PASS-THROUGH	CALIFORNIA STATE UNIVERSITY, SAN FRANCISCO STATE UNIVERSITY	S18-0019	(13,292)	
47.074	BIOLOGICAL SCIENCES		PASS-THROUGH	CARNEGIE MELLON UNIVERSITY	Sub 1122974-461303		
47.074	BIOLOGICAL SCIENCES		PASS-THROUGH	COLUMBIA UNIVERSITY	(2154089)	(1,313)	
47.074	BIOLOGICAL SCIENCES		PASS-THROUGH	COLUMBIA UNIVERSITY	1(GG016318):02	16,010	
47.074	BIOLOGICAL SCIENCES		PASS-THROUGH	COLUMBIA UNIVERSITY	1(GG016611-01)	8,216	
47.074	BIOLOGICAL SCIENCES		PASS-THROUGH	CORNELL UNIVERSITY	85626-11127	63,601	
47.074	BIOLOGICAL SCIENCES		PASS-THROUGH	CORNELL UNIVERSITY	89948-22707	56,994	
47.074	BIOLOGICAL SCIENCES		PASS-THROUGH	DESERT BOTANICAL GARDEN	P1973	161,735	
47.074	BIOLOGICAL SCIENCES		PASS-THROUGH	GEORGIA INSTITUTE OF TECHNOLOGY	AWD-002525-G1(2100858)	91,769	

University of California
Schedule of Expenditures of Federal Awards

For the Fiscal Year Ended June 30, 2024
(Expressed in Whole Dollars)

Assistance Listing Number	Federal Program Title	Additional Award Identification	Direct / Pass Through	Agency or Pass Through Entity	Pass Through No. or Other Identifier	Federal Expenditures	Funds Passed Through to Subrecipients
47.074	BIOLOGICAL SCIENCES		PASS-THROUGH	HARVARD UNIVERSITY	111269-5110907	12,617	
47.074	BIOLOGICAL SCIENCES		PASS-THROUGH	HARVARD UNIVERSITY	111269-51109114	2,806	
47.074	BIOLOGICAL SCIENCES		PASS-THROUGH	J. CRAIG VENTER INSTITUTE	JCVI-21-009 (NSF IOS- 2103715)	291,113	
47.074	BIOLOGICAL SCIENCES		PASS-THROUGH	JOHNS HOPKINS UNIVERSITY	2216011	47,044	
47.074	BIOLOGICAL SCIENCES		PASS-THROUGH	JOHNS HOPKINS UNIVERSITY	A141659	71,168	
47.074	BIOLOGICAL SCIENCES		PASS-THROUGH	KANSAS STATE UNIVERSITY	A00-0490-S001-A02	2,057	
47.074	BIOLOGICAL SCIENCES		PASS-THROUGH	MASSACHUSETTS INSTITUTE OF TECHNOLOGY	5156 PO 509475	104,459	
47.074	BIOLOGICAL SCIENCES		PASS-THROUGH	MICHIGAN STATE UNIVERSITY	RC115450UCD	132,626	
47.074	BIOLOGICAL SCIENCES		PASS-THROUGH	MICHIGAN STATE UNIVERSITY	RC116285UCBerkeley	78,588	
47.074	BIOLOGICAL SCIENCES		PASS-THROUGH	NATIONAL SCIENCE FOUNDATION	2132455	2,294	
47.074	BIOLOGICAL SCIENCES		PASS-THROUGH	NEW MEXICO STATE UNIVERSITY	Q02282	14,398	
47.074	BIOLOGICAL SCIENCES		PASS-THROUGH	NORTHERN ARIZONA UNIVERSITY	1004895-01	3,419	
47.074	BIOLOGICAL SCIENCES		PASS-THROUGH	OHIO STATE UNIVERSITY	SPC-1000005488 GR121049	137,770	
47.074	BIOLOGICAL SCIENCES		PASS-THROUGH	PACE UNIVERSITY	TCM005654	2,251	
47.074	BIOLOGICAL SCIENCES		PASS-THROUGH	PENNSYLVANIA STATE UNIVERSITY	S000814-NSF	946	
47.074	BIOLOGICAL SCIENCES		PASS-THROUGH	RUTGERS, THE STATE UNIVERSITY OF NEW JERSEY	1292	49,379	
47.074	BIOLOGICAL SCIENCES		PASS-THROUGH	RUTGERS, THE STATE UNIVERSITY OF NEW JERSEY	1898	120,481	
47.074	BIOLOGICAL SCIENCES		PASS-THROUGH	RUTGERS, THE STATE UNIVERSITY OF NEW JERSEY	A133233	292,138	
47.074	BIOLOGICAL SCIENCES		PASS-THROUGH	RUTGERS, THE STATE UNIVERSITY OF NEW JERSEY	A143414	141,527	
47.074	BIOLOGICAL SCIENCES		PASS-THROUGH	RUTGERS, THE STATE UNIVERSITY OF NEW JERSEY	Sub 0912 (DBI-1832184)	1,462,702	
47.074	BIOLOGICAL SCIENCES		PASS-THROUGH	SAN DIEGO STATE UNIVERSITY	SUB D9193-02 SA00 5A647A		
47.074	BIOLOGICAL SCIENCES		PASS-THROUGH	STANFORD UNIVERSITY	78	2,020	
47.074	BIOLOGICAL SCIENCES		PASS-THROUGH	STANFORD UNIVERSITY	62553754-140293	135,542	
47.074	BIOLOGICAL SCIENCES		PASS-THROUGH	STANFORD UNIVERSITY	62864268-221086	114,769	
47.074	BIOLOGICAL SCIENCES		PASS-THROUGH	STATE UNIVERSITY OF NEW YORK	5-86659	45,921	
47.074	BIOLOGICAL SCIENCES		PASS-THROUGH	UNIVERSITY AT BUFFALO (A STATE UNIVERSITY OF NEW YORK			
47.074	BIOLOGICAL SCIENCES		PASS-THROUGH	CAMPUS	6230	42,382	
47.074	BIOLOGICAL SCIENCES		PASS-THROUGH	UNIVERSITY AT BUFFALO (A STATE UNIVERSITY OF NEW YORK			
47.074	BIOLOGICAL SCIENCES		PASS-THROUGH	CAMPUS	A132098	19,643	
47.074	BIOLOGICAL SCIENCES		PASS-THROUGH	UNIVERSITY OF ARIZONA	531848	73,793	
47.074	BIOLOGICAL SCIENCES		PASS-THROUGH	UNIVERSITY OF ARIZONA	721295	127,727	
47.074	BIOLOGICAL SCIENCES		PASS-THROUGH	UNIVERSITY OF COLORADO SYSTEM	1556857-4	9,568	
47.074	BIOLOGICAL SCIENCES		PASS-THROUGH	UNIVERSITY OF DELAWARE	Sub UDR0000239 (2121854)	31,804	
47.074	BIOLOGICAL SCIENCES		PASS-THROUGH	UNIVERSITY OF FLORIDA	SUB00002183	3,589	
47.074	BIOLOGICAL SCIENCES		PASS-THROUGH	UNIVERSITY OF GEORGIA	SUB00002431	57,455	
47.074	BIOLOGICAL SCIENCES		PASS-THROUGH	UNIVERSITY OF HAWAII AT MANOA	MA1955	42,415	
47.074	BIOLOGICAL SCIENCES		PASS-THROUGH	UNIVERSITY OF IDAHO	CB2960-897798	24,003	
47.074	BIOLOGICAL SCIENCES		PASS-THROUGH	UNIVERSITY OF ILLINOIS CHICAGO	18735	(2,252)	
47.074	BIOLOGICAL SCIENCES		PASS-THROUGH	UNIVERSITY OF ILLINOIS URBANA-CHAMPAIGN	Sub 092605-17118 (1818344)	5,967	
47.074	BIOLOGICAL SCIENCES		PASS-THROUGH	UNIVERSITY OF MARYLAND, COLLEGE PARK	118864-Z3656201	49,759	
47.074	BIOLOGICAL SCIENCES		PASS-THROUGH	UNIVERSITY OF MICHIGAN	SUBK000018368	22,081	
47.074	BIOLOGICAL SCIENCES		PASS-THROUGH	UNIVERSITY OF MINNESOTA	A009292801	27,821	
47.074	BIOLOGICAL SCIENCES		PASS-THROUGH	UNIVERSITY OF MINNESOTA	P007914601	164,795	
47.074	BIOLOGICAL SCIENCES		PASS-THROUGH	UNIVERSITY OF NEBRASKA	25-1215-0289-002	4,670	
47.074	BIOLOGICAL SCIENCES		PASS-THROUGH	UNIVERSITY OF NORTH CAROLINA AT CHAPEL HILL	5111339	4,207	
47.074	BIOLOGICAL SCIENCES		PASS-THROUGH	UNIVERSITY OF NORTH CAROLINA AT CHAPEL HILL	5111338:4	(7,905)	
47.074	BIOLOGICAL SCIENCES		PASS-THROUGH	UNIVERSITY OF OREGON	2013V0A	34,413	
47.074	BIOLOGICAL SCIENCES		PASS-THROUGH	UNIVERSITY OF PITTSBURGH	AWD00004485(012686-2)	180,681	
47.074	BIOLOGICAL SCIENCES		PASS-THROUGH	UNIVERSITY OF PITTSBURGH	AWD00004485	399,412	
47.074	BIOLOGICAL SCIENCES		PASS-THROUGH	UNIVERSITY OF PUERTO RICO	2019-005	46,562	

University of California
Schedule of Expenditures of Federal Awards

For the Fiscal Year Ended June 30, 2024
(Expressed in Whole Dollars)

Assistance Listing Number	Federal Program Title	Additional Award Identification	Direct / Pass Through	Agency or Pass Through Entity	Pass Through No. or Other Identifier	Federal Expenditures	Funds Passed Through to Subrecipients
47.074	BIOLOGICAL SCIENCES		PASS-THROUGH	UNIVERSITY OF SOUTH CAROLINA	23-5310	14,911	
47.074	BIOLOGICAL SCIENCES		PASS-THROUGH	UNIVERSITY OF TENNESSEE	9500073623	8,730	
					SUB UTA20-000890		
47.074	BIOLOGICAL SCIENCES		PASS-THROUGH	UNIVERSITY OF TEXAS AT AUSTIN	(2014862)	270,042	
47.074	BIOLOGICAL SCIENCES		PASS-THROUGH	UNIVERSITY OF TEXAS AT AUSTIN	Sub UTAUS-SUB00001041	136,732	
47.074	BIOLOGICAL SCIENCES		PASS-THROUGH	UNIVERSITY OF TEXAS AT AUSTIN	Sub UTAUS-SUB00001337	136,811	
47.074	BIOLOGICAL SCIENCES		PASS-THROUGH	UNIVERSITY OF TEXAS AT AUSTIN	UTAUS-SUB00000923:1	90,966	
47.074	BIOLOGICAL SCIENCES		PASS-THROUGH	UNIVERSITY OF VERMONT	34822SUB53351	14,089	
47.074	BIOLOGICAL SCIENCES		PASS-THROUGH	UNIVERSITY OF WASHINGTON	UWSC11362:2	31,978	
47.074	BIOLOGICAL SCIENCES		PASS-THROUGH	VIRGINIA COMMONWEALTH UNIVERSITY	FP00014692 SA004	3,351	
47.074	BIOLOGICAL SCIENCES		PASS-THROUGH	VIRGINIA POLYTECHNIC INSTITUTE AND STATE UNIVERSITY	480165-19B06	82,029	
47.074	BIOLOGICAL SCIENCES		PASS-THROUGH	WELLESLEY COLLEGE	SA26539:005	146,240	
47.074	BIOLOGICAL SCIENCES		PASS-THROUGH	YALE UNIVERSITY	GR110066	(48,202)	
47.075	SOCIAL, BEHAVIORAL, AND ECONOMIC SCIENCES	COVID-19	DIRECT	NATIONAL SCIENCE FOUNDATION		65,231	
47.075	SOCIAL, BEHAVIORAL, AND ECONOMIC SCIENCES		DIRECT	NATIONAL SCIENCE FOUNDATION		16,794,156	1,087,960
47.075	SOCIAL, BEHAVIORAL, AND ECONOMIC SCIENCES	COVID-19	PASS-THROUGH	PRINCETON UNIVERSITY	SUB0000477	1,156	
47.075	SOCIAL, BEHAVIORAL, AND ECONOMIC SCIENCES		PASS-THROUGH	AMERICAN POLITICAL SCIENCE ASSOCIATION	057395	4,954	
47.075	SOCIAL, BEHAVIORAL, AND ECONOMIC SCIENCES		PASS-THROUGH	AMERICAN POLITICAL SCIENCE ASSOCIATION	UCR-00081446	80	
47.075	SOCIAL, BEHAVIORAL, AND ECONOMIC SCIENCES		PASS-THROUGH	ARIZONA STATE UNIVERSITY	ASUB00000762	31,347	
47.075	SOCIAL, BEHAVIORAL, AND ECONOMIC SCIENCES		PASS-THROUGH	ARIZONA STATE UNIVERSITY	ASUB00001429	2,216	
47.075	SOCIAL, BEHAVIORAL, AND ECONOMIC SCIENCES		PASS-THROUGH	BOSTON UNIVERSITY	4500003335	38,505	
47.075	SOCIAL, BEHAVIORAL, AND ECONOMIC SCIENCES		PASS-THROUGH	CARNEGIE MELLON UNIVERSITY	1123071-480272	1,619	
47.075	SOCIAL, BEHAVIORAL, AND ECONOMIC SCIENCES		PASS-THROUGH	CLEMSON UNIVERSITY	2467-206-2015725	62,667	
47.075	SOCIAL, BEHAVIORAL, AND ECONOMIC SCIENCES		PASS-THROUGH	CORNELL UNIVERSITY	1823489	3,965	
47.075	SOCIAL, BEHAVIORAL, AND ECONOMIC SCIENCES		PASS-THROUGH	DARTMOUTH COLLEGE	R1560	(30,007)	
47.075	SOCIAL, BEHAVIORAL, AND ECONOMIC SCIENCES		PASS-THROUGH	GEORGE WASHINGTON UNIVERSITY	Sub 22-S18 (2223914)	15,068	
47.075	SOCIAL, BEHAVIORAL, AND ECONOMIC SCIENCES		PASS-THROUGH	GEORGIA STATE UNIVERSITY	SP00014301-01	1,536	
47.075	SOCIAL, BEHAVIORAL, AND ECONOMIC SCIENCES		PASS-THROUGH	GEORGIA STATE UNIVERSITY	SP00014301-02	29,832	
47.075	SOCIAL, BEHAVIORAL, AND ECONOMIC SCIENCES		PASS-THROUGH	HARVARD UNIVERSITY	Sub 100888-5119286	7,682	
47.075	SOCIAL, BEHAVIORAL, AND ECONOMIC SCIENCES		PASS-THROUGH	INDIANA UNIVERSITY BLOOMINGTON	9187	4,550	
47.075	SOCIAL, BEHAVIORAL, AND ECONOMIC SCIENCES		PASS-THROUGH	NATIONAL BUREAU OF ECONOMIC RESEARCH, INC.	36351.00.00.00.7700	67,489	
47.075	SOCIAL, BEHAVIORAL, AND ECONOMIC SCIENCES		PASS-THROUGH	NATIONAL BUREAU OF ECONOMIC RESEARCH, INC.	36401.00.00.00.7700	(2,440)	
47.075	SOCIAL, BEHAVIORAL, AND ECONOMIC SCIENCES		PASS-THROUGH	PORTLAND STATE UNIVERSITY	100104	25	
47.075	SOCIAL, BEHAVIORAL, AND ECONOMIC SCIENCES		PASS-THROUGH	SYRACUSE UNIVERSITY	30914-05434-S02	11,516	
47.075	SOCIAL, BEHAVIORAL, AND ECONOMIC SCIENCES		PASS-THROUGH	SYRACUSE UNIVERSITY	32934-06322-S02	35,134	
47.075	SOCIAL, BEHAVIORAL, AND ECONOMIC SCIENCES		PASS-THROUGH	UNIVERSITY OF CHICAGO	AWD102337	7,393	
47.075	SOCIAL, BEHAVIORAL, AND ECONOMIC SCIENCES		PASS-THROUGH	UNIVERSITY OF ILLINOIS URBANA-CHAMPAIGN	19239:01	5,193	
47.075	SOCIAL, BEHAVIORAL, AND ECONOMIC SCIENCES		PASS-THROUGH	UNIVERSITY OF MICHIGAN	SUBK00017518	51,832	
47.075	SOCIAL, BEHAVIORAL, AND ECONOMIC SCIENCES		PASS-THROUGH	UNIVERSITY OF MINNESOTA	A009688001	47,963	
47.075	SOCIAL, BEHAVIORAL, AND ECONOMIC SCIENCES		PASS-THROUGH	UNIVERSITY OF MINNESOTA	A010117801	18,979	
47.075	SOCIAL, BEHAVIORAL, AND ECONOMIC SCIENCES		PASS-THROUGH	UNIVERSITY OF NORTH CAROLINA AT CHAPEL HILL	20210505-01-UCL:02	49,948	
				WENNER-GREN FOUNDATION FOR ANTHROPOLOGICAL RESEARCH	WGF-05691481	19,740	
47.075	SOCIAL, BEHAVIORAL, AND ECONOMIC SCIENCES		PASS-THROUGH	RESEARCH		19,740	
47.076	EDUCATION AND HUMAN RESOURCES		DIRECT	NATIONAL SCIENCE FOUNDATION		80,016,584	3,895,454
47.076	EDUCATION AND HUMAN RESOURCES	COVID-19	PASS-THROUGH	UNIVERSITY OF WISCONSIN-MADISON	787K161	14,647	
47.076	EDUCATION AND HUMAN RESOURCES		PASS-THROUGH	AMERICAN CHEMICAL SOCIETY	Sub20202576 (NSF-1834545)	15,148	
47.076	EDUCATION AND HUMAN RESOURCES		PASS-THROUGH	AMERICAN EDUCATIONAL RESEARCH ASSOCIATION	20215296	6,703	
47.076	EDUCATION AND HUMAN RESOURCES		PASS-THROUGH	AMERICAN EDUCATIONAL RESEARCH ASSOCIATION	047995	(248)	
47.076	EDUCATION AND HUMAN RESOURCES		PASS-THROUGH	AMERICAN EDUCATIONAL RESEARCH ASSOCIATION	UCR-21060702	1,454	
47.076	EDUCATION AND HUMAN RESOURCES		PASS-THROUGH	AMERICAN EDUCATIONAL RESEARCH ASSOCIATION	UCR-22070747	13,098	
47.076	EDUCATION AND HUMAN RESOURCES		PASS-THROUGH	BOSTON UNIVERSITY	4500003453	14,076	
				CALIFORNIA STATE UNIVERSITY SACRAMENTO/UNIVERSITY			
47.076	EDUCATION AND HUMAN RESOURCES		PASS-THROUGH	ENTERPRISE	532571A	14,672	

University of California
Schedule of Expenditures of Federal Awards

For the Fiscal Year Ended June 30, 2024
(Expressed in Whole Dollars)

Assistance Listing Number	Federal Program Title	Additional Award Identification	Direct / Pass Through	Agency or Pass Through Entity	Pass Through No. or Other Identifier	Federal Expenditures	Funds Passed Through to Subrecipients
47.076	EDUCATION AND HUMAN RESOURCES		PASS-THROUGH	CARLETON COLLEGE	Sub 1748-UCSD(1841992)	32,025	
47.076	EDUCATION AND HUMAN RESOURCES		PASS-THROUGH	CARY INSTITUTE OF ECOSYSTEM STUDIES	3519/200202111	108,240	
47.076	EDUCATION AND HUMAN RESOURCES		PASS-THROUGH	CLARKSON UNIVERSITY	102500-2	38,505	
47.076	EDUCATION AND HUMAN RESOURCES		PASS-THROUGH	CLEMSON UNIVERSITY	2418-206-2015443:1	2,419	
47.076	EDUCATION AND HUMAN RESOURCES		PASS-THROUGH	DONALD DANFORTH PLANT SCIENCE CENTER	Sub 22012-C (2022975)	(944)	
47.076	EDUCATION AND HUMAN RESOURCES		PASS-THROUGH	EAST LOS ANGELES COLLEGE	4500265007	324,581	
47.076	EDUCATION AND HUMAN RESOURCES		PASS-THROUGH	EASTERN IOWA COMMUNITY COLLEGE DISTRICT	2055370	69,742	
47.076	EDUCATION AND HUMAN RESOURCES		PASS-THROUGH	EDUCATION DEVELOPMENT CENTER, INC.	2021-0132	183	
47.076	EDUCATION AND HUMAN RESOURCES		PASS-THROUGH	EXPLORATORIUM	050823	25,750	
47.076	EDUCATION AND HUMAN RESOURCES		PASS-THROUGH	FLORIDA INTERNATIONAL UNIVERSITY	Sub 000647 (2200610)	14,040	
47.076	EDUCATION AND HUMAN RESOURCES		PASS-THROUGH	KERN COUNTY COMMUNITY COLLEGE DISTRICT	FAIN 2247976 - X	38,449	
47.076	EDUCATION AND HUMAN RESOURCES		PASS-THROUGH	MICHIGAN STATE UNIVERSITY	RC114068UCSB	98,823	
47.076	EDUCATION AND HUMAN RESOURCES		PASS-THROUGH	MOREHOUSE COLLEGE	NSF-MC-UCLA_234043-0	87,789	
47.076	EDUCATION AND HUMAN RESOURCES		PASS-THROUGH	MUSEUM OF SCIENCE & INDUSTRY	UCR-20010013	45,722	
47.076	EDUCATION AND HUMAN RESOURCES		PASS-THROUGH	PASADENA AREA COMMUNITY COLLEGE DISTRICT	B220011	24,810	
47.076	EDUCATION AND HUMAN RESOURCES		PASS-THROUGH	PENNSYLVANIA STATE UNIVERSITY	Sub S003221-NSF (DUE-2229983)	100,478	
47.076	EDUCATION AND HUMAN RESOURCES		PASS-THROUGH	PORTLAND STATE UNIVERSITY	100246	22,902	
47.076	EDUCATION AND HUMAN RESOURCES		PASS-THROUGH	RIO HONDO COMMUNITY COLLEGE DISTRICT	SB240220	4,119	
47.076	EDUCATION AND HUMAN RESOURCES		PASS-THROUGH	RIVERSIDE UNIFIED SCHOOL DISTRICT	R0091319	170,831	
47.076	EDUCATION AND HUMAN RESOURCES		PASS-THROUGH	SANTA BARBARA CITY COLLEGE	P0010583	47,647	
47.076	EDUCATION AND HUMAN RESOURCES		PASS-THROUGH	SANTA CLARA UNIVERSITY	12001	21,520	
47.076	EDUCATION AND HUMAN RESOURCES		PASS-THROUGH	SRI INTERNATIONAL	057191	179,468	
47.076	EDUCATION AND HUMAN RESOURCES		PASS-THROUGH	STANFORD UNIVERSITY	62642199-179288	37,343	
47.076	EDUCATION AND HUMAN RESOURCES		PASS-THROUGH	TEACHERS COLLEGE, COLUMBIA UNIVERSITY	513155	34,461	
47.076	EDUCATION AND HUMAN RESOURCES		PASS-THROUGH	THE CHILDREN'S HOSPITAL CORPORATION	GENFD0002264800	41,856	
47.076	EDUCATION AND HUMAN RESOURCES		PASS-THROUGH	UNIVERSITY OF COLORADO BOULDER	1559734	184,702	
47.076	EDUCATION AND HUMAN RESOURCES		PASS-THROUGH	UNIVERSITY OF COLORADO BOULDER	1559735	157,084	
47.076	EDUCATION AND HUMAN RESOURCES		PASS-THROUGH	UNIVERSITY OF MARYLAND, COLLEGE PARK	SUB NSF00135-05 (HRD-2217329)	27,212	
47.076	EDUCATION AND HUMAN RESOURCES		PASS-THROUGH	UNIVERSITY OF PITTSBURGH	AWD00004424	27,720	
47.076	EDUCATION AND HUMAN RESOURCES		PASS-THROUGH	UNIVERSITY OF SOUTHERN CALIFORNIA	SCON-00002129	171,037	
47.076	EDUCATION AND HUMAN RESOURCES		PASS-THROUGH	UNIVERSITY OF TEXAS AT AUSTIN	UT AUS-SUB00000790	19,941	
47.076	EDUCATION AND HUMAN RESOURCES		PASS-THROUGH	UNIVERSITY OF TEXAS RIO GRANDE VALLEY	2112650-03	147,470	
47.076	EDUCATION AND HUMAN RESOURCES		PASS-THROUGH	UNIVERSITY OF TEXAS RIO GRANDE VALLEY	2231387(02)	5,187	
47.076	EDUCATION AND HUMAN RESOURCES		PASS-THROUGH	UNIVERSITY OF WASHINGTON	UWSC10468	7,364	
47.076	EDUCATION AND HUMAN RESOURCES		PASS-THROUGH	UNIVERSITY OF WISCONSIN-MADISON	3091	25,274	
47.076	EDUCATION AND HUMAN RESOURCES		PASS-THROUGH	VILLANOVA UNIVERSITY IN THE STATE OF PENNSYLVANIA	525928UCD	25,177	
47.076	EDUCATION AND HUMAN RESOURCES		PASS-THROUGH	WESTED	S-00019471:1	41,536	
47.078	POLAR PROGRAMS		DIRECT	NATIONAL SCIENCE FOUNDATION		4,144,841	13,479
47.078	POLAR PROGRAMS		PASS-THROUGH	OREGON STATE UNIVERSITY	S2306L	148,872	
47.078	POLAR PROGRAMS		PASS-THROUGH	OREGON STATE UNIVERSITY	S2306L-F	15,412	
47.078	POLAR PROGRAMS		PASS-THROUGH	OREGON STATE UNIVERSITY	S2306L-G	312,758	
47.078	POLAR PROGRAMS		PASS-THROUGH	PRINCETON UNIVERSITY	SUB0000447	930,066	
47.078	POLAR PROGRAMS		PASS-THROUGH	RUTGERS, THE STATE UNIVERSITY OF NEW JERSEY	3057	121,801	
47.078	POLAR PROGRAMS		PASS-THROUGH	UNIVERSITY AT BUFFALO (A STATE UNIVERSITY OF NEW YORK			
47.078	POLAR PROGRAMS		PASS-THROUGH	CAMPUS	R1293510:2	134,215	
47.078	POLAR PROGRAMS		PASS-THROUGH	UNIVERSITY OF CHICAGO	Sub AWD100518	(5,785)	
47.078	POLAR PROGRAMS		PASS-THROUGH	UNIVERSITY OF NORTH CAROLINA AT WILMINGTON	580830-22-0105 USC-SUB-INT	22,063	
47.078	POLAR PROGRAMS		PASS-THROUGH	UNIVERSITY OF SOUTH FLORIDA	2500-1853-00-A	76,179	
47.079	OFFICE OF INTERNATIONAL SCIENCE AND ENGINEERING		DIRECT	NATIONAL SCIENCE FOUNDATION		2,545,133	167,149
47.079	OFFICE OF INTERNATIONAL SCIENCE AND ENGINEERING		PASS-THROUGH	ARIZONA STATE UNIVERSITY	ASUB00000617	55,955	
47.079	OFFICE OF INTERNATIONAL SCIENCE AND ENGINEERING		PASS-THROUGH	BIGELOW LABORATORY FOR OCEAN SCIENCES	BLOS22001	13,245	

University of California
Schedule of Expenditures of Federal Awards

For the Fiscal Year Ended June 30, 2024
(Expressed in Whole Dollars)

Assistance Listing Number	Federal Program Title	Additional Award Identification	Direct / Pass Through	Agency or Pass Through Entity	Pass Through No. or Other	Federal Expenditures	Funds Passed Through to Subrecipients
					Identifier		
47.079	OFFICE OF INTERNATIONAL SCIENCE AND ENGINEERING		PASS-THROUGH	CRDF GLOBAL	202210-69401	11,747	
47.079	OFFICE OF INTERNATIONAL SCIENCE AND ENGINEERING		PASS-THROUGH	CRDF GLOBAL	A138781	21,239	
47.079	OFFICE OF INTERNATIONAL SCIENCE AND ENGINEERING		PASS-THROUGH	CRDF GLOBAL	A141202	53,829	
47.079	OFFICE OF INTERNATIONAL SCIENCE AND ENGINEERING		PASS-THROUGH	CRDF GLOBAL	G-202102-67367	(56)	
47.079	OFFICE OF INTERNATIONAL SCIENCE AND ENGINEERING		PASS-THROUGH	NATIONAL ACADEMY OF SCIENCES	SCON-10000619	26,714	
47.079	OFFICE OF INTERNATIONAL SCIENCE AND ENGINEERING		PASS-THROUGH	NEW MEXICO STATE UNIVERSITY	Sub Q02309 (2114718)	83,965	
47.079	OFFICE OF INTERNATIONAL SCIENCE AND ENGINEERING		PASS-THROUGH	UNIVERSITY OF DELAWARE	SUB 51656(1844463)	57,391	
47.079	OFFICE OF INTERNATIONAL SCIENCE AND ENGINEERING		PASS-THROUGH	UNIVERSITY OF DELAWARE	Sub UDR0000007 (1844463)	656	
47.079	OFFICE OF INTERNATIONAL SCIENCE AND ENGINEERING		PASS-THROUGH	UNIVERSITY OF PITTSBURGH	CNVA00055445	(6)	
47.079	OFFICE OF INTERNATIONAL SCIENCE AND ENGINEERING		PASS-THROUGH	UNIVERSITY OF TEXAS AT AUSTIN	UT AUS-SUB00000010	135,740	
47.079	OFFICE OF INTERNATIONAL SCIENCE AND ENGINEERING		PASS-THROUGH	UNIVERSITY OF UTAH	Sub 10069336-02-UCSD (2330582)	85,452	
47.079	OFFICE OF INTERNATIONAL SCIENCE AND ENGINEERING		PASS-THROUGH	UNIVERSITY OF WISCONSIN-MADISON	0000003059	20,000	
47.079	OFFICE OF INTERNATIONAL SCIENCE AND ENGINEERING		PASS-THROUGH	VANDERBILT UNIVERSITY	UNIV59732	194,032	
47.083	INTEGRATIVE ACTIVITIES		DIRECT	NATIONAL SCIENCE FOUNDATION		7,448,007	1,108,972
47.083	INTEGRATIVE ACTIVITIES		PASS-THROUGH	MASSACHUSETTS INSTITUTE OF TECHNOLOGY	Sub S5522 (OIA -2134795)	14,925	
47.083	INTEGRATIVE ACTIVITIES		PASS-THROUGH	OLD DOMINION UNIVERSITY RESEARCH FOUNDATION	23-113-100955-010	4,412	
47.083	INTEGRATIVE ACTIVITIES		PASS-THROUGH	PENNSYLVANIA STATE UNIVERSITY	S000227-NSF	127,500	
47.083	INTEGRATIVE ACTIVITIES		PASS-THROUGH	RICE UNIVERSITY	X03057234	18,739	
47.083	INTEGRATIVE ACTIVITIES		PASS-THROUGH	TEXAS A&M UNIVERSITY - COLLEGE STATION	M2200194	891	
47.083	INTEGRATIVE ACTIVITIES		PASS-THROUGH	UNIVERSITY OF ARIZONA	732017	31,195	
47.083	INTEGRATIVE ACTIVITIES		PASS-THROUGH	UNIVERSITY OF DELAWARE	UDR0000344:1	220,790	
47.083	INTEGRATIVE ACTIVITIES		PASS-THROUGH	UNIVERSITY OF MASSACHUSETTS AMHERST	017819-9129	1,850	
47.083	INTEGRATIVE ACTIVITIES		PASS-THROUGH	UNIVERSITY OF ROCHESTER	SUB00000780/GR534295	1,915	
47.083	INTEGRATIVE ACTIVITIES		PASS-THROUGH	UNIVERSITY OF SOUTHERN CALIFORNIA	SCON-00002726	9	
47.083	INTEGRATIVE ACTIVITIES		PASS-THROUGH	UNIVERSITY OF WASHINGTON	UWSC12407	36,103	
47.083	INTEGRATIVE ACTIVITIES		PASS-THROUGH	UNIVERSITY OF WASHINGTON	UWSC13179	171,072	
47.083	INTEGRATIVE ACTIVITIES		PASS-THROUGH	UNIVERSITY OF WASHINGTON	UWSC15189	39,771	
47.084	NSF TECHNOLOGY, INNOVATION, AND PARTNERSHIPS		DIRECT	NATIONAL SCIENCE FOUNDATION		8,972,319	2,980,284
47.084	NSF TECHNOLOGY, INNOVATION, AND PARTNERSHIPS		PASS-THROUGH	ARIZONA STATE UNIVERSITY	ASUB00001205 (2229385) SUB: 1123649-463411	238,633	
47.084	NSF TECHNOLOGY, INNOVATION, AND PARTNERSHIPS		PASS-THROUGH	CARNEGIE MELLON UNIVERSITY	(2241237)	6,274	
47.084	NSF TECHNOLOGY, INNOVATION, AND PARTNERSHIPS		PASS-THROUGH	CARYN BRADLEY	222923	40,590	
47.084	NSF TECHNOLOGY, INNOVATION, AND PARTNERSHIPS		PASS-THROUGH	COUNCIL OF GRADUATE SCHOOLS, INC. (THE)	2336484	24,809	
47.084	NSF TECHNOLOGY, INNOVATION, AND PARTNERSHIPS		PASS-THROUGH	IOWA STATE UNIVERSITY	028022	105,386	
47.084	NSF TECHNOLOGY, INNOVATION, AND PARTNERSHIPS		PASS-THROUGH	JOHNS HOPKINS UNIVERSITY	sub 2006126974 (2326928)	644,621	
47.084	NSF TECHNOLOGY, INNOVATION, AND PARTNERSHIPS		PASS-THROUGH	LEARN COLLABORATE INC.	224681	28,597	
47.084	NSF TECHNOLOGY, INNOVATION, AND PARTNERSHIPS		PASS-THROUGH	MASSACHUSETTS INSTITUTE OF TECHNOLOGY	S5951 PO#862403	123,191	
47.084	NSF TECHNOLOGY, INNOVATION, AND PARTNERSHIPS		PASS-THROUGH	MASSACHUSETTS INSTITUTE OF TECHNOLOGY	S6280, PO #1027104	77,597	
47.084	NSF TECHNOLOGY, INNOVATION, AND PARTNERSHIPS		PASS-THROUGH	PENNSYLVANIA STATE UNIVERSITY	S004503-NSF	2,036	
47.084	NSF TECHNOLOGY, INNOVATION, AND PARTNERSHIPS		PASS-THROUGH	PRENOSTIK, LLC	224509	75,609	
47.084	NSF TECHNOLOGY, INNOVATION, AND PARTNERSHIPS		PASS-THROUGH	PRINCETON UNIVERSITY	sub: SUB0000743 (TI- 2303639)	64,037	
47.084	NSF TECHNOLOGY, INNOVATION, AND PARTNERSHIPS		PASS-THROUGH	PURDUE UNIVERSITY	10002316-006	39,816	
47.084	NSF TECHNOLOGY, INNOVATION, AND PARTNERSHIPS		PASS-THROUGH	PURDUE UNIVERSITY	10002333-048	80,495	
47.084	NSF TECHNOLOGY, INNOVATION, AND PARTNERSHIPS		PASS-THROUGH	PURDUE UNIVERSITY	sub 10002325-006 (2333790)	65,002	
47.084	NSF TECHNOLOGY, INNOVATION, AND PARTNERSHIPS		PASS-THROUGH	STORX TECHNOLOGIES, INC.	A23-0677	74,270	
47.084	NSF TECHNOLOGY, INNOVATION, AND PARTNERSHIPS		PASS-THROUGH	UNIVERSITY OF COLORADO BOULDER	1564287	181,378	
47.084	NSF TECHNOLOGY, INNOVATION, AND PARTNERSHIPS		PASS-THROUGH	UNIVERSITY OF WASHINGTON	2229291	29,236	
47.084	NSF TECHNOLOGY, INNOVATION, AND PARTNERSHIPS		PASS-THROUGH	VANDERBILT UNIVERSITY	OSA00000362	5,143	
47.084	NSF TECHNOLOGY, INNOVATION, AND PARTNERSHIPS		PASS-THROUGH	VENA VITALS, INC.	VV-223029	35,937	
47.084	NSF TECHNOLOGY, INNOVATION, AND PARTNERSHIPS		PASS-THROUGH	VRIENDS CORP	1234	11,569	

University of California
Schedule of Expenditures of Federal Awards

For the Fiscal Year Ended June 30, 2024
(Expressed in Whole Dollars)

Assistance Listing Number	Federal Program Title	Additional Award Identification	Direct / Pass Through	Agency or Pass Through Entity	Pass Through No. or Other Identifier	Federal Expenditures	Funds Passed Through to Subrecipients
47.RD	FEDERAL CONTRACTS		DIRECT	NATIONAL SCIENCE FOUNDATION		2,073,447	
47.RD	FEDERAL CONTRACTS		PASS-THROUGH	AMERICAN POLITICAL SCIENCE ASSOCIATION	057322	3,199	
47.RD	FEDERAL CONTRACTS		PASS-THROUGH	AMERICAN SOCIOLOGICAL ASSOCIATION (THE)	ASA-5672137	897	
47.RD	FEDERAL CONTRACTS		PASS-THROUGH	BATTELLE MEMORIAL INSTITUTE	Sub US001-0000789419	432,584	
47.RD	FEDERAL CONTRACTS		PASS-THROUGH	CONSORTIUM OF UNIVERSITIES FOR THE ADVANCEMENT OF	(none)		
47.RD	FEDERAL CONTRACTS		PASS-THROUGH	HYDROLOGIC	A24-1910	7,487	
47.RD	FEDERAL CONTRACTS		PASS-THROUGH	HARVARD UNIVERSITY	Sub 108253-5125823	22,036	
47.RD	FEDERAL CONTRACTS		PASS-THROUGH	RUTGERS, THE STATE UNIVERSITY OF NEW JERSEY	Sub 3345	763,352	
47.RD	FEDERAL CONTRACTS		PASS-THROUGH	SIERRA STREAMS INSTITUTE	1908670	104,529	
47.RD	FEDERAL CONTRACTS		PASS-THROUGH	UNIVERSITY INDUSTRY DEMONSTRATION PARTNERSHIP, INC.	2048419-UIDP-UCI-001	71,543	
47.RD	FEDERAL CONTRACTS		PASS-THROUGH	UNIVERSITY OF SOUTH CAROLINA	23-5263	44,238	
47.RD	FEDERAL CONTRACTS		PASS-THROUGH	UNIVERSITY OF SOUTH CAROLINA	PO 2000065712	(355)	
47.RD	FEDERAL CONTRACTS		PASS-THROUGH	UNIVERSITY OF WISCONSIN SYSTEM	FSA 20 037 B	122,260	
47.RD	FEDERAL CONTRACTS		PASS-THROUGH	WAYNE STATE UNIVERSITY	sub WSU22187		
47.RD	FEDERAL CONTRACTS		PASS-THROUGH	WOODS HOLE OCEANOGRAPHIC INSTITUTION	(NSF#2135884)	56,454	
47.RD	FEDERAL CONTRACTS		PASS-THROUGH	WOODS HOLE OCEANOGRAPHIC INSTITUTION	A101519	38,139	
47.RD	FEDERAL CONTRACTS		PASS-THROUGH	WOODS HOLE OCEANOGRAPHIC INSTITUTION	A101590	20,482	
58.RD	FEDERAL CONTRACTS		DIRECT	SECURITIES AND EXCHANGE COMMISSION		313,669	
64.013	VETERANS PROSTHETIC APPLIANCES		DIRECT	DEPARTMENT OF VETERANS ADMINISTRATION		12,000	
64.040	VHA INPATIENT MEDICINE		DIRECT	DEPARTMENT OF VETERANS ADMINISTRATION		(225)	
64.125	VOCATIONAL AND EDUCATIONAL COUNSELING FOR SERVICEMEMBERS		PASS-THROUGH	VA CONNECTICUT RESEARCH AND EDUCATION FOUNDATION, INC.	Sub UCSD2201EAS	6,447	
64.RD	FEDERAL CONTRACTS		DIRECT	DEPARTMENT OF VETERANS ADMINISTRATION	VPA HNASKO 327781	15,117,823	
64.RD	FEDERAL CONTRACTS		PASS-THROUGH	VETERANS MEDICAL RESEARCH FOUNDATION OF SAN DIEGO	(MH123650)	18,244	
64.RD	FEDERAL CONTRACTS		PASS-THROUGH	VETERANS MEDICAL RESEARCH FOUNDATION OF SAN DIEGO	VPA Leung 327985	24,385	
64.RD	FEDERAL CONTRACTS		PASS-THROUGH	VETERANS MEDICAL RESEARCH FOUNDATION OF SAN DIEGO	VPA Shah 326715	88,766	
66.126	THE SAN FRANCISCO BAY WATER QUALITY IMPROVEMENT FUND		DIRECT	ENVIRONMENTAL PROTECTION AGENCY (EPA)		97,867	
66.130	GULF COAST ECOSYSTEM RESTORATION COUNCIL COMPREHENSIVE PLAN COMPONENT		DIRECT	ENVIRONMENTAL PROTECTION AGENCY (EPA)		6,750	
66.204	MULTIPURPOSE GRANTS TO STATES AND TRIBES		PASS-THROUGH	AIR RESOURCES BOARD	98T282010AA	84,433	
66.312	STATE ENVIRONMENTAL JUSTICE COOPERATIVE AGREEMENT PROGRAM		PASS-THROUGH	LOS ANGELES COUNTY DEVELOPMENT AUTHORITY	NP-2022-4:1	28,841	
66.456	NATIONAL ESTUARY PROGRAM		PASS-THROUGH	ASSOCIATION OF BAY AREA GOVERNMENTS	SFEP-25882	135,187	
66.509	SCIENCE TO ACHIEVE RESULTS (STAR) RESEARCH PROGRAM	COVID-19	DIRECT	ENVIRONMENTAL PROTECTION AGENCY (EPA)		370,821	159,981
66.509	SCIENCE TO ACHIEVE RESULTS (STAR) RESEARCH PROGRAM		DIRECT	ENVIRONMENTAL PROTECTION AGENCY (EPA)		3,573,974	119,406
66.509	SCIENCE TO ACHIEVE RESULTS (STAR) RESEARCH PROGRAM		PASS-THROUGH	JOHNS HOPKINS UNIVERSITY	2005843200	49,762	
66.509	SCIENCE TO ACHIEVE RESULTS (STAR) RESEARCH PROGRAM		PASS-THROUGH	JOHNS HOPKINS UNIVERSITY	A141073	7,884	
66.509	SCIENCE TO ACHIEVE RESULTS (STAR) RESEARCH PROGRAM		PASS-THROUGH	PHYSICIANS, SCIENTISTS, AND ENGINEERS FOR SUSTAINABLE AND HE	84047501	82,649	
66.509	SCIENCE TO ACHIEVE RESULTS (STAR) RESEARCH PROGRAM		PASS-THROUGH	PUBLIC HEALTH INSTITUTE	A139636	3,404	
66.509	SCIENCE TO ACHIEVE RESULTS (STAR) RESEARCH PROGRAM		PASS-THROUGH	TEXAS TECH UNIVERSITY	21J003-01	102,583	
66.509	SCIENCE TO ACHIEVE RESULTS (STAR) RESEARCH PROGRAM		PASS-THROUGH	TULANE UNIVERSITY OF LOUISIANA	TUL-HSC-559594-21/22	72,336	
66.509	SCIENCE TO ACHIEVE RESULTS (STAR) RESEARCH PROGRAM		PASS-THROUGH	UNIVERSITY OF MASSACHUSETTS SYSTEM	84045501-0	69,028	
66.511	OFFICE OF RESEARCH AND DEVELOPMENT CONSOLIDATED RESEARCH/TRAINING/FELLOWSHIPS		PASS-THROUGH	IOWA STATE UNIVERSITY	026213A	201,219	
66.511	OFFICE OF RESEARCH AND DEVELOPMENT CONSOLIDATED RESEARCH/TRAINING/FELLOWSHIPS		PASS-THROUGH	MCGILL UNIVERSITY	4976-RFA19-1/20-10	(11)	
66.511	OFFICE OF RESEARCH AND DEVELOPMENT CONSOLIDATED RESEARCH/TRAINING/FELLOWSHIPS		PASS-THROUGH	THE WATER RESEARCH FOUNDATION	5136	216,409	

University of California
Schedule of Expenditures of Federal Awards

For the Fiscal Year Ended June 30, 2024
(Expressed in Whole Dollars)

Assistance Listing Number	Federal Program Title	Additional Award Identification	Direct / Pass Through	Agency or Pass Through Entity	Pass Through No. or Other Identifier	Federal Expenditures	Funds Passed Through to Subrecipients
66.516	P3 AWARD: NATIONAL STUDENT DESIGN COMPETITION FOR SUSTAINABILITY		DIRECT	ENVIRONMENTAL PROTECTION AGENCY (EPA)		85,085	
66.605	PERFORMANCE PARTNERSHIP GRANTS		PASS-THROUGH	CALIFORNIA DEPARTMENT OF PESTICIDE REGULATION	20-C0021	9,643	
66.605	PERFORMANCE PARTNERSHIP GRANTS		PASS-THROUGH	CALIFORNIA DEPARTMENT OF PESTICIDE REGULATION	21-C0035	34	
66.605	PERFORMANCE PARTNERSHIP GRANTS		PASS-THROUGH	CALIFORNIA DEPARTMENT OF PESTICIDE REGULATION	23-C0018	66,445	
66.708	POLLUTION PREVENTION GRANTS PROGRAM		DIRECT	ENVIRONMENTAL PROTECTION AGENCY (EPA)		259,193	
66.716	RESEARCH, DEVELOPMENT, MONITORING, PUBLIC EDUCATION, OUTREACH, TRAINING, DEMONSTRATIONS, AND STUDIES		DIRECT	ENVIRONMENTAL PROTECTION AGENCY (EPA)		1,368,343	299,299
66.716	RESEARCH, DEVELOPMENT, MONITORING, PUBLIC EDUCATION, OUTREACH, TRAINING, DEMONSTRATIONS, AND STUDIES		PASS-THROUGH	COLORADO STATE UNIVERSITY	G-02664-01	40,908	
66.716	RESEARCH, DEVELOPMENT, MONITORING, PUBLIC EDUCATION, OUTREACH, TRAINING, DEMONSTRATIONS, AND STUDIES		PASS-THROUGH	EXTENSION FOUNDATION	PSEFMP-2024-2402	1,702	
66.716	RESEARCH, DEVELOPMENT, MONITORING, PUBLIC EDUCATION, OUTREACH, TRAINING, DEMONSTRATIONS, AND STUDIES		PASS-THROUGH	OREGON STATE UNIVERSITY	83947901	(15,733)	
66.808	SOLID WASTE MANAGEMENT ASSISTANCE GRANTS		DIRECT	ENVIRONMENTAL PROTECTION AGENCY (EPA)		88,468	
66.RD	FEDERAL CONTRACTS		DIRECT	ENVIRONMENTAL PROTECTION AGENCY (EPA)		74,867	
66.RD	FEDERAL CONTRACTS		PASS-THROUGH	EASTERN RESEARCH GROUP, INC.	EARTH-0020/21	11,076	
66.RD	FEDERAL CONTRACTS		PASS-THROUGH	EASTERN RESEARCH GROUP, INC.	MSEI-001/1	16,987	
66.RD	FEDERAL CONTRACTS		PASS-THROUGH	EASTERN RESEARCH GROUP, INC.	MSEI-001/1	8,565	
66.RD	FEDERAL CONTRACTS		PASS-THROUGH	HEALTH EFFECTS INSTITUTE	4979-RFA20-1B/21-2	247,149	189,221
66.RD	FEDERAL CONTRACTS		PASS-THROUGH	RESEARCH TRIANGLE INSTITUTE	11-312-0217117-66588L	(6)	
66.RD	FEDERAL CONTRACTS		PASS-THROUGH	WEST VIRGINIA UNIVERSITY	OSP 22-621-UCD	137,955	
77.008	U.S. NUCLEAR REGULATORY COMMISSION SCHOLARSHIP AND FELLOWSHIP PROGRAM		DIRECT	NUCLEAR REGULATORY COMMISSION		386,171	
77.RD	FEDERAL CONTRACTS		DIRECT	NUCLEAR REGULATORY COMMISSION		167,983	45,839
77.RD	FEDERAL CONTRACTS		PASS-THROUGH	PACIFIC NORTHWEST NATIONAL LABORATORY	548460	109,963	
77.RD	FEDERAL CONTRACTS		PASS-THROUGH	SOUTHWEST RESEARCH INSTITUTE	N99021BB:06	108,174	
81.008	CYBERSECURITY, ENERGY SECURITY & EMERGENCY RESPONSE (CESER)		DIRECT	DEPARTMENT OF ENERGY (DOE)		54,538	
81.036	INVENTIONS AND INNOVATIONS		DIRECT	DEPARTMENT OF ENERGY (DOE)		24,618	
81.036	INVENTIONS AND INNOVATIONS		PASS-THROUGH	FERMI RESEARCH ALLIANCE, LLC	680535	399	
81.036	INVENTIONS AND INNOVATIONS		PASS-THROUGH	UT-BATTELLE, LLC	4000159454	2,500	
81.049	OFFICE OF SCIENCE FINANCIAL ASSISTANCE PROGRAM		DIRECT	DEPARTMENT OF ENERGY (DOE)		103,887,720	11,110,723
81.049	OFFICE OF SCIENCE FINANCIAL ASSISTANCE PROGRAM	COVID-19	PASS-THROUGH	LAWRENCE LIVERMORE NATIONAL SECURITY, LLC	B628449	20,063	
81.049	OFFICE OF SCIENCE FINANCIAL ASSISTANCE PROGRAM		PASS-THROUGH	ADAMAS NANOTECHNOLOGIES	052875	192,047	
81.049	OFFICE OF SCIENCE FINANCIAL ASSISTANCE PROGRAM		PASS-THROUGH	ADVANCED COOLING TECHNOLOGIES, INC.	226802	44,677	
81.049	OFFICE OF SCIENCE FINANCIAL ASSISTANCE PROGRAM		PASS-THROUGH	ARIZONA STATE UNIVERSITY	ASUB000000678	272,748	
81.049	OFFICE OF SCIENCE FINANCIAL ASSISTANCE PROGRAM		PASS-THROUGH	ARIZONA STATE UNIVERSITY	ASUB00001288	316,877	
81.049	OFFICE OF SCIENCE FINANCIAL ASSISTANCE PROGRAM		PASS-THROUGH	ARIZONA STATE UNIVERSITY	Sub ASUB00001486	8,443	
81.049	OFFICE OF SCIENCE FINANCIAL ASSISTANCE PROGRAM		PASS-THROUGH	BATTELLE MEMORIAL INSTITUTE	716462	22,710	
81.049	OFFICE OF SCIENCE FINANCIAL ASSISTANCE PROGRAM		PASS-THROUGH	BATTELLE MEMORIAL INSTITUTE	724065	21,281	
81.049	OFFICE OF SCIENCE FINANCIAL ASSISTANCE PROGRAM		PASS-THROUGH	BAYLOR UNIVERSITY	1001094-3	11,071	
81.049	OFFICE OF SCIENCE FINANCIAL ASSISTANCE PROGRAM		PASS-THROUGH	BRANDEIS UNIVERSITY	GR404240	342,127	
81.049	OFFICE OF SCIENCE FINANCIAL ASSISTANCE PROGRAM		PASS-THROUGH	BROOKHAVEN SCIENCE ASSOCIATES, LLC	427341	38,122	
81.049	OFFICE OF SCIENCE FINANCIAL ASSISTANCE PROGRAM		PASS-THROUGH	BROOKHAVEN SCIENCE ASSOCIATES, LLC	233044:12	21,354	
81.049	OFFICE OF SCIENCE FINANCIAL ASSISTANCE PROGRAM		PASS-THROUGH	BROWN UNIVERSITY	00002177	108,215	
81.049	OFFICE OF SCIENCE FINANCIAL ASSISTANCE PROGRAM		PASS-THROUGH	CACTUS MATERIALS, INC.	DE-SC0020572	45,482	
81.049	OFFICE OF SCIENCE FINANCIAL ASSISTANCE PROGRAM		PASS-THROUGH	CALIFORNIA INSTITUTE OF TECHNOLOGY	S495187	179,719	
81.049	OFFICE OF SCIENCE FINANCIAL ASSISTANCE PROGRAM		PASS-THROUGH	CALIFORNIA INSTITUTE OF TECHNOLOGY	S534321	224,839	
81.049	OFFICE OF SCIENCE FINANCIAL ASSISTANCE PROGRAM		PASS-THROUGH	CALIFORNIA INSTITUTE OF TECHNOLOGY	S589706	116,406	
81.049	OFFICE OF SCIENCE FINANCIAL ASSISTANCE PROGRAM		PASS-THROUGH	CALIFORNIA INSTITUTE OF TECHNOLOGY	S629814	40,006	
81.049	OFFICE OF SCIENCE FINANCIAL ASSISTANCE PROGRAM		PASS-THROUGH	CALIFORNIA INSTITUTE OF TECHNOLOGY	SUB S450724 (DE-SC0020373)	(36,692)	

University of California
Schedule of Expenditures of Federal Awards

For the Fiscal Year Ended June 30, 2024
(Expressed in Whole Dollars)

Assistance Listing Number	Federal Program Title	Additional Award Identification	Direct / Pass Through	Agency or Pass Through Entity	Pass Through No. or Other Identifier	Federal Expenditures	Funds Passed Through to Subrecipients
81.049	OFFICE OF SCIENCE FINANCIAL ASSISTANCE PROGRAM		PASS-THROUGH	CALIFORNIA INSTITUTE OF TECHNOLOGY	Sub S495155 (DE-SC0021266)	182,759	
81.049	OFFICE OF SCIENCE FINANCIAL ASSISTANCE PROGRAM		PASS-THROUGH	CALIFORNIA INSTITUTE OF TECHNOLOGY	Sub S532207(DE-SC0022089)	393,819	
81.049	OFFICE OF SCIENCE FINANCIAL ASSISTANCE PROGRAM		PASS-THROUGH	CALIFORNIA INSTITUTE OF TECHNOLOGY	Sub S592889 (DE-SC0022991)	141,253	
81.049	OFFICE OF SCIENCE FINANCIAL ASSISTANCE PROGRAM		PASS-THROUGH	CARNEGIE MELLON UNIVERSITY	1070142-464197:1	375,363	
81.049	OFFICE OF SCIENCE FINANCIAL ASSISTANCE PROGRAM		PASS-THROUGH	CHEMELECTRONICS LLC	2023-1019	116,172	
81.049	OFFICE OF SCIENCE FINANCIAL ASSISTANCE PROGRAM		PASS-THROUGH	COLUMBIA UNIVERSITY	Sub 1(GG008714) (DE-SC0018218)	2,301	
81.049	OFFICE OF SCIENCE FINANCIAL ASSISTANCE PROGRAM		PASS-THROUGH	DARTMOUTH COLLEGE	R1573	182,068	
81.049	OFFICE OF SCIENCE FINANCIAL ASSISTANCE PROGRAM		PASS-THROUGH	DARTMOUTH COLLEGE	Sub R1709 (DE-SC0023509)	180,977	
81.049	OFFICE OF SCIENCE FINANCIAL ASSISTANCE PROGRAM		PASS-THROUGH	DISSIGNO INTERNATIONAL, INC.	A23-1333	86,620	
81.049	OFFICE OF SCIENCE FINANCIAL ASSISTANCE PROGRAM		PASS-THROUGH	FERMI NATIONAL ACCELERATOR LABORATORY	Sub 657041 (DE-AC02-07CH11359)	588,325	
81.049	OFFICE OF SCIENCE FINANCIAL ASSISTANCE PROGRAM		PASS-THROUGH	FERMI NATIONAL ACCELERATOR LABORATORY	Sub 685800 (DE-AC02-07CH11359)	73,293	
81.049	OFFICE OF SCIENCE FINANCIAL ASSISTANCE PROGRAM		PASS-THROUGH	FERMI RESEARCH ALLIANCE, LLC	695242	41,828	
81.049	OFFICE OF SCIENCE FINANCIAL ASSISTANCE PROGRAM		PASS-THROUGH	FERMI RESEARCH ALLIANCE, LLC	6852859 (DE-AC02-07CH11359)	25	
81.049	OFFICE OF SCIENCE FINANCIAL ASSISTANCE PROGRAM		PASS-THROUGH	FERMI RESEARCH ALLIANCE, LLC	DE-AC02-07CH11359	76,373	
81.049	OFFICE OF SCIENCE FINANCIAL ASSISTANCE PROGRAM		PASS-THROUGH	FLORIDA STATE UNIVERSITY	R000003097	74,994	
81.049	OFFICE OF SCIENCE FINANCIAL ASSISTANCE PROGRAM		PASS-THROUGH	FOSSIL ENERGY RESEARCH CORP.	228055	44,158	
81.049	OFFICE OF SCIENCE FINANCIAL ASSISTANCE PROGRAM		PASS-THROUGH	FREEDOM PHOTONICS LLC	A20-3255	(400)	
81.049	OFFICE OF SCIENCE FINANCIAL ASSISTANCE PROGRAM		PASS-THROUGH	GENERAL ATOMICS	PO4500093528	124,210	
81.049	OFFICE OF SCIENCE FINANCIAL ASSISTANCE PROGRAM		PASS-THROUGH	GENERAL ATOMICS	Sub 4500060525	(104)	
81.049	OFFICE OF SCIENCE FINANCIAL ASSISTANCE PROGRAM		PASS-THROUGH	GENERAL ATOMICS	SUB 4500088861	159,524	
81.049	OFFICE OF SCIENCE FINANCIAL ASSISTANCE PROGRAM		PASS-THROUGH	GEORGIA INSTITUTE OF TECHNOLOGY	AWD-100498-G18	62,933	
81.049	OFFICE OF SCIENCE FINANCIAL ASSISTANCE PROGRAM		PASS-THROUGH	GEORGIA INSTITUTE OF TECHNOLOGY	AWD-102524-G1	66,078	
81.049	OFFICE OF SCIENCE FINANCIAL ASSISTANCE PROGRAM		PASS-THROUGH	GINER, INC.	407943	5,801	
81.049	OFFICE OF SCIENCE FINANCIAL ASSISTANCE PROGRAM		PASS-THROUGH	GINER, INC.	409279	50,000	
81.049	OFFICE OF SCIENCE FINANCIAL ASSISTANCE PROGRAM		PASS-THROUGH	HARVARD UNIVERSITY	130298-5106298:05	(1,090)	
81.049	OFFICE OF SCIENCE FINANCIAL ASSISTANCE PROGRAM		PASS-THROUGH	INCOM, INC.	055367	89,096	
81.049	OFFICE OF SCIENCE FINANCIAL ASSISTANCE PROGRAM		PASS-THROUGH	INDIANA UNIVERSITY	9661-UCB	28,465	
81.049	OFFICE OF SCIENCE FINANCIAL ASSISTANCE PROGRAM		PASS-THROUGH	INDIANA UNIVERSITY	9691_UCB_PO_0758954	32,373	
81.049	OFFICE OF SCIENCE FINANCIAL ASSISTANCE PROGRAM		PASS-THROUGH	J. CRAIG VENTER INSTITUTE	Sub JCVI-17-014 (DE-SC0018344)	147,294	
81.049	OFFICE OF SCIENCE FINANCIAL ASSISTANCE PROGRAM		PASS-THROUGH	JEFFERSON SCIENCE ASSOCIATES, LLC	JSA-23-Q418110	14,912	
81.049	OFFICE OF SCIENCE FINANCIAL ASSISTANCE PROGRAM		PASS-THROUGH	JEFFERSON SCIENCE ASSOCIATES, LLC	JSA-23-Q418450	26,031	
81.049	OFFICE OF SCIENCE FINANCIAL ASSISTANCE PROGRAM		PASS-THROUGH	JEFFERSON SCIENCE ASSOCIATES, LLC	JSA-23-Q419952	28,781	
81.049	OFFICE OF SCIENCE FINANCIAL ASSISTANCE PROGRAM		PASS-THROUGH	JOHNS HOPKINS UNIVERSITY	2004584602:04	100,164	
81.049	OFFICE OF SCIENCE FINANCIAL ASSISTANCE PROGRAM		PASS-THROUGH	JOHNS HOPKINS UNIVERSITY	Sub 2004033307 (DE-SC0019388)	8,590	
81.049	OFFICE OF SCIENCE FINANCIAL ASSISTANCE PROGRAM		PASS-THROUGH	LAWRENCE LIVERMORE NATIONAL SECURITY, LLC	A139381	6	
81.049	OFFICE OF SCIENCE FINANCIAL ASSISTANCE PROGRAM		PASS-THROUGH	LAWRENCE LIVERMORE NATIONAL SECURITY, LLC	A142608	22,783	
81.049	OFFICE OF SCIENCE FINANCIAL ASSISTANCE PROGRAM		PASS-THROUGH	LAWRENCE LIVERMORE NATIONAL SECURITY, LLC	B656827	94,625	
81.049	OFFICE OF SCIENCE FINANCIAL ASSISTANCE PROGRAM		PASS-THROUGH	LAWRENCE LIVERMORE NATIONAL SECURITY, LLC	B661322	44,427	
81.049	OFFICE OF SCIENCE FINANCIAL ASSISTANCE PROGRAM		PASS-THROUGH	LOOKIN, INC.	226857	34,000	
81.049	OFFICE OF SCIENCE FINANCIAL ASSISTANCE PROGRAM		PASS-THROUGH	LOS ALAMOS NATIONAL SECURITY, LLC	520116	3,200	
81.049	OFFICE OF SCIENCE FINANCIAL ASSISTANCE PROGRAM		PASS-THROUGH	MASSACHUSETTS INSTITUTE OF TECHNOLOGY	S5520 PO#713401	79,882	
81.049	OFFICE OF SCIENCE FINANCIAL ASSISTANCE PROGRAM		PASS-THROUGH	MASSACHUSETTS INSTITUTE OF TECHNOLOGY	S5869	320,583	
81.049	OFFICE OF SCIENCE FINANCIAL ASSISTANCE PROGRAM		PASS-THROUGH	MESA PHOTONICS, LLC	20232438	173,844	
81.049	OFFICE OF SCIENCE FINANCIAL ASSISTANCE PROGRAM		PASS-THROUGH	MONTANA STATE UNIVERSITY	G125-21-W8564	158,170	

University of California
Schedule of Expenditures of Federal Awards

For the Fiscal Year Ended June 30, 2024
(Expressed in Whole Dollars)

Assistance Listing Number	Federal Program Title	Additional Award Identification	Direct / Pass Through	Agency or Pass Through Entity	Pass Through No. or Other Identifier	Federal Expenditures	Funds Passed Through to Subrecipients
81.049	OFFICE OF SCIENCE FINANCIAL ASSISTANCE PROGRAM		PASS-THROUGH	NATIONAL TECHNOLOGY & ENGINEERING SOLUTIONS OF SANDIA, LLC	PO# 2206640	81,212	
81.049	OFFICE OF SCIENCE FINANCIAL ASSISTANCE PROGRAM		PASS-THROUGH	NATIONAL TECHNOLOGY & ENGINEERING SOLUTIONS OF SANDIA, LLC	Sub 1856102 (none)	(3,922)	
81.049	OFFICE OF SCIENCE FINANCIAL ASSISTANCE PROGRAM		PASS-THROUGH	NHANCED SEMICONDUCTORS, INC.	A20-3268	36	
81.049	OFFICE OF SCIENCE FINANCIAL ASSISTANCE PROGRAM		PASS-THROUGH	NIKIRA LABS INC.	055184	51,441	
81.049	OFFICE OF SCIENCE FINANCIAL ASSISTANCE PROGRAM		PASS-THROUGH	NORTHWESTERN UNIVERSITY	60057508BERK	254,440	
81.049	OFFICE OF SCIENCE FINANCIAL ASSISTANCE PROGRAM		PASS-THROUGH	NORTHWESTERN UNIVERSITY	60060720 BERK	171,202	
81.049	OFFICE OF SCIENCE FINANCIAL ASSISTANCE PROGRAM		PASS-THROUGH	NORTHWESTERN UNIVERSITY	60063257 UC-IRV	149,773	
81.049	OFFICE OF SCIENCE FINANCIAL ASSISTANCE PROGRAM		PASS-THROUGH	NORTHWESTERN UNIVERSITY	Sub 60057508 UCSD	245,749	
81.049	OFFICE OF SCIENCE FINANCIAL ASSISTANCE PROGRAM		PASS-THROUGH	NORTHWESTERN UNIVERSITY	Sub 60060511 UCSD	131,806	
81.049	OFFICE OF SCIENCE FINANCIAL ASSISTANCE PROGRAM		PASS-THROUGH	OHIO STATE UNIVERSITY	SPC-1000012710 - GR1	2,843	
81.049	OFFICE OF SCIENCE FINANCIAL ASSISTANCE PROGRAM		PASS-THROUGH	OPTELLIGENT, LLC	A20-3254	25,184	
81.049	OFFICE OF SCIENCE FINANCIAL ASSISTANCE PROGRAM		PASS-THROUGH	PACIFIC NORTHWEST NATIONAL LABORATORY	503235	71,126	
81.049	OFFICE OF SCIENCE FINANCIAL ASSISTANCE PROGRAM		PASS-THROUGH	PACIFIC NORTHWEST NATIONAL LABORATORY	643626	5,354	
81.049	OFFICE OF SCIENCE FINANCIAL ASSISTANCE PROGRAM		PASS-THROUGH	PRINCETON PLASMA PHYSICS LABORATORY	SP-240003396	35,058	
81.049	OFFICE OF SCIENCE FINANCIAL ASSISTANCE PROGRAM		PASS-THROUGH	PRINCETON PLASMA PHYSICS LABORATORY	SUB0000767	72,291	
81.049	OFFICE OF SCIENCE FINANCIAL ASSISTANCE PROGRAM		PASS-THROUGH	PRINCETON UNIVERSITY	SUB0000544:2	200,796	
81.049	OFFICE OF SCIENCE FINANCIAL ASSISTANCE PROGRAM		PASS-THROUGH	PURDUE UNIVERSITY	14000393-022:1	288,503	
81.049	OFFICE OF SCIENCE FINANCIAL ASSISTANCE PROGRAM		PASS-THROUGH	PURDUE UNIVERSITY	14000773-019	3,225	
81.049	OFFICE OF SCIENCE FINANCIAL ASSISTANCE PROGRAM		PASS-THROUGH	Q-CHEM, INC.	DE-SC0022364	(1,157)	
81.049	OFFICE OF SCIENCE FINANCIAL ASSISTANCE PROGRAM		PASS-THROUGH	RCAM TECHNOLOGIES, INC.	Sub 30242687 (DE-SC0024021)	62,962	
81.049	OFFICE OF SCIENCE FINANCIAL ASSISTANCE PROGRAM		PASS-THROUGH	SAN JOSE STATE UNIVERSITY RESEARCH FOUNDATION	21-1505-6723-UCSD	69,203	
81.049	OFFICE OF SCIENCE FINANCIAL ASSISTANCE PROGRAM		PASS-THROUGH	SOLGRAPH INC.	20233573	147,463	
81.049	OFFICE OF SCIENCE FINANCIAL ASSISTANCE PROGRAM		PASS-THROUGH	STANFORD UNIVERSITY	61961563-136555	3,591	
81.049	OFFICE OF SCIENCE FINANCIAL ASSISTANCE PROGRAM		PASS-THROUGH	STANFORD UNIVERSITY	62720786-230174	85,931	
81.049	OFFICE OF SCIENCE FINANCIAL ASSISTANCE PROGRAM		PASS-THROUGH	STANFORD UNIVERSITY	62720787-230174	120,145	
81.049	OFFICE OF SCIENCE FINANCIAL ASSISTANCE PROGRAM		PASS-THROUGH	STANFORD UNIVERSITY	63051364-136555	(16,792)	
81.049	OFFICE OF SCIENCE FINANCIAL ASSISTANCE PROGRAM		PASS-THROUGH	STATE UNIVERSITY OF NEW YORK AT ALBANY	2-98611	17,904	
81.049	OFFICE OF SCIENCE FINANCIAL ASSISTANCE PROGRAM		PASS-THROUGH	STONY BROOK UNIVERSITY (A STATE UNIVERSITY OF NEW YORK CAMPU	72115/1126474/2:1	18,834	
81.049	OFFICE OF SCIENCE FINANCIAL ASSISTANCE PROGRAM		PASS-THROUGH	THE UNIVERSITY OF ALABAMA	000527976-SC002:A08	121,044	
81.049	OFFICE OF SCIENCE FINANCIAL ASSISTANCE PROGRAM		PASS-THROUGH	TRANSLUME, INC.	2022-2614	185,001	
81.049	OFFICE OF SCIENCE FINANCIAL ASSISTANCE PROGRAM		PASS-THROUGH	TRIAD NATIONAL SECURITY, LLC	C2412	623,093	
81.049	OFFICE OF SCIENCE FINANCIAL ASSISTANCE PROGRAM		PASS-THROUGH	UCHICAGO ARGONNE, LLC	1FF-60431	57,346	
81.049	OFFICE OF SCIENCE FINANCIAL ASSISTANCE PROGRAM		PASS-THROUGH	UCHICAGO ARGONNE, LLC	2F-60311	193,987	
81.049	OFFICE OF SCIENCE FINANCIAL ASSISTANCE PROGRAM		PASS-THROUGH	UNIVERSITY OF ARKANSAS, FAYETTEVILLE	UA2023-354	189,147	
81.049	OFFICE OF SCIENCE FINANCIAL ASSISTANCE PROGRAM		PASS-THROUGH	UNIVERSITY OF DELAWARE	51428	42,836	
81.049	OFFICE OF SCIENCE FINANCIAL ASSISTANCE PROGRAM		PASS-THROUGH	UNIVERSITY OF GEORGIA	SUB00002984	193,871	
81.049	OFFICE OF SCIENCE FINANCIAL ASSISTANCE PROGRAM		PASS-THROUGH	UNIVERSITY OF HAWAII AT MANOA	MA1945	376,986	
81.049	OFFICE OF SCIENCE FINANCIAL ASSISTANCE PROGRAM		PASS-THROUGH	UNIVERSITY OF IDAHO	SH5849-772894	228,026	
81.049	OFFICE OF SCIENCE FINANCIAL ASSISTANCE PROGRAM		PASS-THROUGH	UNIVERSITY OF ILLINOIS URBANA-CHAMPAIGN	090634-16915	438,547	
81.049	OFFICE OF SCIENCE FINANCIAL ASSISTANCE PROGRAM		PASS-THROUGH	UNIVERSITY OF IOWA	S00456-01	181,006	
81.049	OFFICE OF SCIENCE FINANCIAL ASSISTANCE PROGRAM		PASS-THROUGH	UNIVERSITY OF MASSACHUSETTS BOSTON	B001497181	37,440	
81.049	OFFICE OF SCIENCE FINANCIAL ASSISTANCE PROGRAM		PASS-THROUGH	UNIVERSITY OF MICHIGAN	3004764256	22,943	
81.049	OFFICE OF SCIENCE FINANCIAL ASSISTANCE PROGRAM		PASS-THROUGH	UNIVERSITY OF MICHIGAN	SUBK00011112	125,341	
81.049	OFFICE OF SCIENCE FINANCIAL ASSISTANCE PROGRAM		PASS-THROUGH	UNIVERSITY OF MICHIGAN	SUBK00013029	122,867	
81.049	OFFICE OF SCIENCE FINANCIAL ASSISTANCE PROGRAM		PASS-THROUGH	UNIVERSITY OF MICHIGAN	SUBK00015006(DE-NA0004030)	50,225	
81.049	OFFICE OF SCIENCE FINANCIAL ASSISTANCE PROGRAM		PASS-THROUGH	UNIVERSITY OF MICHIGAN	SUBK00019304	10,621	
81.049	OFFICE OF SCIENCE FINANCIAL ASSISTANCE PROGRAM		PASS-THROUGH	UNIVERSITY OF MINNESOTA	A007230203	425,643	
81.049	OFFICE OF SCIENCE FINANCIAL ASSISTANCE PROGRAM		PASS-THROUGH	UNIVERSITY OF MINNESOTA	A007660701	55,634	
81.049	OFFICE OF SCIENCE FINANCIAL ASSISTANCE PROGRAM		PASS-THROUGH	UNIVERSITY OF MINNESOTA	A010469803	418,388	

University of California
Schedule of Expenditures of Federal Awards

For the Fiscal Year Ended June 30, 2024
(Expressed in Whole Dollars)

Assistance Listing Number	Federal Program Title	Additional Award		Agency or Pass Through Entity	Pass Through No. or Other Identifier		Funds Passed Through to Subrecipients
		Identification	Direct / Pass Through			Federal Expenditures	
81.049	OFFICE OF SCIENCE FINANCIAL ASSISTANCE PROGRAM		PASS-THROUGH	UNIVERSITY OF PENNSYLVANIA	578218	83,612	
81.049	OFFICE OF SCIENCE FINANCIAL ASSISTANCE PROGRAM		PASS-THROUGH	UNIVERSITY OF PENNSYLVANIA	589141	174,386	
81.049	OFFICE OF SCIENCE FINANCIAL ASSISTANCE PROGRAM		PASS-THROUGH	UNIVERSITY OF PITTSBURGH	AWD00003050416933-1	35,862	
81.049	OFFICE OF SCIENCE FINANCIAL ASSISTANCE PROGRAM		PASS-THROUGH	UNIVERSITY OF SOUTHERN CALIFORNIA	143749629	24,625	
81.049	OFFICE OF SCIENCE FINANCIAL ASSISTANCE PROGRAM		PASS-THROUGH	UNIVERSITY OF SOUTHERN CALIFORNIA	SCON-00005990	25,843	
81.049	OFFICE OF SCIENCE FINANCIAL ASSISTANCE PROGRAM		PASS-THROUGH	UNIVERSITY OF TENNESSEE	A22-0491-S002	157,324	
81.049	OFFICE OF SCIENCE FINANCIAL ASSISTANCE PROGRAM		PASS-THROUGH	UNIVERSITY OF TEXAS AT AUSTIN	UTA18-001379	578,868	
81.049	OFFICE OF SCIENCE FINANCIAL ASSISTANCE PROGRAM		PASS-THROUGH	UNIVERSITY OF TEXAS AT DALLAS	2109454	71,648	
81.049	OFFICE OF SCIENCE FINANCIAL ASSISTANCE PROGRAM		PASS-THROUGH	UNIVERSITY OF UTAH	10051975:5	264,909	
81.049	OFFICE OF SCIENCE FINANCIAL ASSISTANCE PROGRAM		PASS-THROUGH	UNIVERSITY OF WASHINGTON	SUB UWSCI0739(DE-SC0019288)	(12)	
81.049	OFFICE OF SCIENCE FINANCIAL ASSISTANCE PROGRAM		PASS-THROUGH	UNIVERSITY OF WASHINGTON	UWSC14342 71271	84,390	
81.049	OFFICE OF SCIENCE FINANCIAL ASSISTANCE PROGRAM		PASS-THROUGH	UNIVERSITY OF WASHINGTON	UWSC14896	15,143	
81.049	OFFICE OF SCIENCE FINANCIAL ASSISTANCE PROGRAM		PASS-THROUGH	UNIVERSITY OF WISCONSIN-MADISON	M0000000368	146,761	
81.049	OFFICE OF SCIENCE FINANCIAL ASSISTANCE PROGRAM		PASS-THROUGH	UT-BATTELLE, LLC	4000154999	157,085	
81.049	OFFICE OF SCIENCE FINANCIAL ASSISTANCE PROGRAM		PASS-THROUGH	UT-BATTELLE, LLC	CW41627	205,868	
81.049	OFFICE OF SCIENCE FINANCIAL ASSISTANCE PROGRAM		PASS-THROUGH	UT-BATTELLE, LLC	CW43521 PO 4000206470	346,737	
81.049	OFFICE OF SCIENCE FINANCIAL ASSISTANCE PROGRAM		PASS-THROUGH	UT-BATTELLE, LLC	DE-AC05-000R22725	155,191	
81.049	OFFICE OF SCIENCE FINANCIAL ASSISTANCE PROGRAM		PASS-THROUGH	VISTA CLARA INC.	A22-0756-001	30,643	
81.049	OFFICE OF SCIENCE FINANCIAL ASSISTANCE PROGRAM		PASS-THROUGH	WAYNE STATE UNIVERSITY	WSU22052(DE-SC0022134)	228,366	
81.049	OFFICE OF SCIENCE FINANCIAL ASSISTANCE PROGRAM		PASS-THROUGH	WAYNE STATE UNIVERSITY	WSU22053	272,742	
81.057	UNIVERSITY COAL RESEARCH		DIRECT	DEPARTMENT OF ENERGY (DOE)		350,784	
81.086	CONSERVATION RESEARCH AND DEVELOPMENT		DIRECT	DEPARTMENT OF ENERGY (DOE)		4,673,775	1,637,534
81.086	CONSERVATION RESEARCH AND DEVELOPMENT		PASS-THROUGH	CALSTART	1520-001-S1	126,970	
81.086	CONSERVATION RESEARCH AND DEVELOPMENT		PASS-THROUGH	CUMMINS INC.	050528	13,487	
81.086	CONSERVATION RESEARCH AND DEVELOPMENT		PASS-THROUGH	ELECTROTEMPO, INC.	056763	57,641	
81.086	CONSERVATION RESEARCH AND DEVELOPMENT		PASS-THROUGH	GENERAL MOTORS LLC	4301490623	213,730	
81.086	CONSERVATION RESEARCH AND DEVELOPMENT		PASS-THROUGH	LOS ANGELES CLEANTECH INCUBATOR	UCR-23050474	45,089	
81.086	CONSERVATION RESEARCH AND DEVELOPMENT		PASS-THROUGH	NOBLE THERMODYNAMIC SYSTEMS INC.	050419	87,826	
81.086	CONSERVATION RESEARCH AND DEVELOPMENT		PASS-THROUGH	OHIO STATE UNIVERSITY	SPC-1000006925-GR128018	42,447	
81.086	CONSERVATION RESEARCH AND DEVELOPMENT		PASS-THROUGH	PRINCETON NUENERGY INC.	PN-224782	75,220	
81.086	CONSERVATION RESEARCH AND DEVELOPMENT		PASS-THROUGH	RCAM TECHNOLOGIES, INC.	DE-SC0024022	53,710	
81.086	CONSERVATION RESEARCH AND DEVELOPMENT		PASS-THROUGH	STONY BROOK UNIVERSITY (A STATE UNIVERSITY OF NEW YORK)			
81.086	CONSERVATION RESEARCH AND DEVELOPMENT		PASS-THROUGH	CAMPU	Sub 82192/1148574/2	55,408	
81.086	CONSERVATION RESEARCH AND DEVELOPMENT		PASS-THROUGH	SUNPOWER CORPORATION	220667	294,624	
81.086	CONSERVATION RESEARCH AND DEVELOPMENT		PASS-THROUGH	UNIVERSITY OF WASHINGTON	UWSC12247	29,215	
81.086	CONSERVATION RESEARCH AND DEVELOPMENT		PASS-THROUGH	UNIVERSITY OF WASHINGTON	UWSC14587	107,299	
81.086	CONSERVATION RESEARCH AND DEVELOPMENT		PASS-THROUGH	XTELLIGENT, INC.	UCR-21101200	280,247	
81.087	RENEWABLE ENERGY RESEARCH AND DEVELOPMENT		DIRECT	DEPARTMENT OF ENERGY (DOE)		20,727,889	6,639,558
81.087	RENEWABLE ENERGY RESEARCH AND DEVELOPMENT		PASS-THROUGH	ALLIANCE FOR SUSTAINABLE ENERGY, LLC	SUB-2024-10006	25,942	
81.087	RENEWABLE ENERGY RESEARCH AND DEVELOPMENT		PASS-THROUGH	ARIZONA STATE UNIVERSITY	30254922	107,597	
81.087	RENEWABLE ENERGY RESEARCH AND DEVELOPMENT		PASS-THROUGH	BROOKHAVEN SCIENCE ASSOCIATES, LLC	325257	(1,342)	
81.087	RENEWABLE ENERGY RESEARCH AND DEVELOPMENT		PASS-THROUGH	CALWAVE POWER TECHNOLOGIES, INC.	043841	(8,667)	
81.087	RENEWABLE ENERGY RESEARCH AND DEVELOPMENT		PASS-THROUGH	COLORADO STATE UNIVERSITY	G-64006-02	196,407	
81.087	RENEWABLE ENERGY RESEARCH AND DEVELOPMENT		PASS-THROUGH	CZERO, INC.	SB200247	(9,302)	
81.087	RENEWABLE ENERGY RESEARCH AND DEVELOPMENT		PASS-THROUGH	DUKE UNIVERSITY	323-0287	24,460	
81.087	RENEWABLE ENERGY RESEARCH AND DEVELOPMENT		PASS-THROUGH	ELECTRIC POWER RESEARCH INSTITUTE	10011499	80,075	
81.087	RENEWABLE ENERGY RESEARCH AND DEVELOPMENT		PASS-THROUGH	LAWRENCE LIVERMORE NATIONAL SECURITY, LLC	B623353/B652215	180,000	
81.087	RENEWABLE ENERGY RESEARCH AND DEVELOPMENT		PASS-THROUGH	LAWRENCE LIVERMORE NATIONAL SECURITY, LLC	B639114	(4,817)	
81.087	RENEWABLE ENERGY RESEARCH AND DEVELOPMENT		PASS-THROUGH	MASSACHUSETTS INSTITUTE OF TECHNOLOGY	sub s6238 PO 1044653	22,580	
81.087	RENEWABLE ENERGY RESEARCH AND DEVELOPMENT		PASS-THROUGH	NEW MEXICO CONSORTIUM, INC.	Sub 671-004 (DE-EE008902)	116,696	

University of California
Schedule of Expenditures of Federal Awards

For the Fiscal Year Ended June 30, 2024
(Expressed in Whole Dollars)

Assistance Listing Number	Federal Program Title	Additional Award Identification	Direct / Pass Through	Agency or Pass Through Entity	Pass Through No. or Other Identifier	Federal Expenditures	Funds Passed Through to Subrecipients
81.087	RENEWABLE ENERGY RESEARCH AND DEVELOPMENT		PASS-THROUGH	SUSTAINABLE MANUFACTURING INNOVATION ALLIANCE CORP.	21-01-RR-5056	287,210	30,000
81.087	RENEWABLE ENERGY RESEARCH AND DEVELOPMENT		PASS-THROUGH	SUSTAINABLE MANUFACTURING INNOVATION ALLIANCE CORP.	21-01-SA-5104	385,985	
81.087	RENEWABLE ENERGY RESEARCH AND DEVELOPMENT		PASS-THROUGH	TANDEM PV, INC.	30117756	90,303	
81.087	RENEWABLE ENERGY RESEARCH AND DEVELOPMENT		PASS-THROUGH	TERABASE ENERGY, INC.	PO#1312	56,322	
81.087	RENEWABLE ENERGY RESEARCH AND DEVELOPMENT		PASS-THROUGH	TUFTS UNIVERSITY	104040-00001	70,070	
81.087	RENEWABLE ENERGY RESEARCH AND DEVELOPMENT		PASS-THROUGH	TUFTS UNIVERSITY	Sub 104040-00001	16,699	
81.087	RENEWABLE ENERGY RESEARCH AND DEVELOPMENT		PASS-THROUGH	UT-BATTELLE, LLC	CW44186/PO 4000207725	124,861	
81.089	FOSSIL ENERGY RESEARCH AND DEVELOPMENT		DIRECT	DEPARTMENT OF ENERGY (DOE)		2,890,426	205,509
81.089	FOSSIL ENERGY RESEARCH AND DEVELOPMENT		PASS-THROUGH	GE GLOBAL RESEARCH	401162738	9,008	
81.089	FOSSIL ENERGY RESEARCH AND DEVELOPMENT		PASS-THROUGH	PRABHU ENERGY LABS LLC	PEL-LBE00002	79,844	
81.089	FOSSIL ENERGY RESEARCH AND DEVELOPMENT		PASS-THROUGH	RAYTHEON BBN TECHNOLOGIES CORP.	2610129	100,412	
81.089	FOSSIL ENERGY RESEARCH AND DEVELOPMENT		PASS-THROUGH	UNIVERSITY OF KANSAS / UNIVERSITY OF KANSAS CENTER FOR RESEA	FY2020-035:5	289,617	
81.089	FOSSIL ENERGY RESEARCH AND DEVELOPMENT		PASS-THROUGH	UNIVERSITY OF SOUTHERN CALIFORNIA	119684338:8	(11,703)	
81.108	EPIDEMIOLOGY AND OTHER HEALTH STUDIES FINANCIAL ASSISTANCE PROGRAM		DIRECT	DEPARTMENT OF ENERGY (DOE)		(93,832)	
81.112	STEWARDSHIP SCIENCE GRANT PROGRAM		DIRECT	DEPARTMENT OF ENERGY (DOE)		1,921,683	91,364
81.112	STEWARDSHIP SCIENCE GRANT PROGRAM		PASS-THROUGH	COLORADO SCHOOL OF MINES	402636-402637-7201	133,221	
81.112	STEWARDSHIP SCIENCE GRANT PROGRAM		PASS-THROUGH	CORNELL UNIVERSITY	Sub 83228-10970 (DE-NA0003764)	(3,307)	
81.112	STEWARDSHIP SCIENCE GRANT PROGRAM		PASS-THROUGH	GENERAL ATOMICS	Sub 4500083835(DE-NA0003939)	184	
81.112	STEWARDSHIP SCIENCE GRANT PROGRAM		PASS-THROUGH	GEORGIA INSTITUTE OF TECHNOLOGY	AWD-005190-G3	58,898	
81.112	STEWARDSHIP SCIENCE GRANT PROGRAM		PASS-THROUGH	HARVARD UNIVERSITY	DE-NA0004084	61,532	
81.112	STEWARDSHIP SCIENCE GRANT PROGRAM		PASS-THROUGH	LAWRENCE LIVERMORE NATIONAL SECURITY, LLC	B662223	14,398	
81.112	STEWARDSHIP SCIENCE GRANT PROGRAM		PASS-THROUGH	PRINCETON UNIVERSITY	SUB0000697:2	67,976	
81.112	STEWARDSHIP SCIENCE GRANT PROGRAM		PASS-THROUGH	TEXAS A&M UNIVERSITY - COLLEGE STATION	M1803474	191,844	
81.112	STEWARDSHIP SCIENCE GRANT PROGRAM		PASS-THROUGH	THE UNIVERSITY OF ALABAMA AT BIRMINGHAM	000538219-SC001	14,359	
81.112	STEWARDSHIP SCIENCE GRANT PROGRAM		PASS-THROUGH	UNIVERSITY OF MICHIGAN	Sub Subk000018471	12,071	
81.112	STEWARDSHIP SCIENCE GRANT PROGRAM		PASS-THROUGH	UNIVERSITY OF MICHIGAN	SUBK00021057	28,842	
81.112	STEWARDSHIP SCIENCE GRANT PROGRAM		PASS-THROUGH	UNIVERSITY OF ROCHESTER	SUB000000211/GR531765	18,652	
81.112	STEWARDSHIP SCIENCE GRANT PROGRAM		PASS-THROUGH	UNIVERSITY OF ROCHESTER	SUB000000810/GR534372	62,546	
81.113	DEFENSE NUCLEAR NONPROLIFERATION RESEARCH		DIRECT	DEPARTMENT OF ENERGY (DOE)		5,873,331	3,296,533
81.113	DEFENSE NUCLEAR NONPROLIFERATION RESEARCH		PASS-THROUGH	LAWRENCE LIVERMORE NATIONAL SECURITY, LLC	B653120	253,773	
81.113	DEFENSE NUCLEAR NONPROLIFERATION RESEARCH		PASS-THROUGH	TRIAD NATIONAL SECURITY, LLC	CW31395		
81.113	DEFENSE NUCLEAR NONPROLIFERATION RESEARCH		PASS-THROUGH	TRIAD NATIONAL SECURITY, LLC	(89233218CNA000001)	377,078	
81.113	DEFENSE NUCLEAR NONPROLIFERATION RESEARCH		PASS-THROUGH	UNIVERSITY OF MICHIGAN	Sub 507174(None)	(233,604)	
81.113	DEFENSE NUCLEAR NONPROLIFERATION RESEARCH		PASS-THROUGH	UNIVERSITY OF MICHIGAN	PO # 3005923646	16,330	
81.113	DEFENSE NUCLEAR NONPROLIFERATION RESEARCH		PASS-THROUGH	UNIVERSITY OF MICHIGAN	SUBK00010006	137,048	
81.117	ENERGY EFFICIENCY AND RENEWABLE ENERGY INFORMATION DISSEMINATION, OUTREACH, TRAINING AND TECHNICAL ANALYSIS/ASSISTANCE		DIRECT	DEPARTMENT OF ENERGY (DOE)		384,377	150,767
81.117	ENERGY EFFICIENCY AND RENEWABLE ENERGY INFORMATION DISSEMINATION, OUTREACH, TRAINING AND TECHNICAL ANALYSIS/ASSISTANCE		PASS-THROUGH	NATIONAL TECHNOLOGY & ENGINEERING SOLUTIONS OF SANDIA, LLC	2522229	59,247	
81.119	STATE ENERGY PROGRAM SPECIAL PROJECTS		PASS-THROUGH	CARNEGIE MELLON UNIVERSITY	Sub 1070261-436503	30,356	
81.119	STATE ENERGY PROGRAM SPECIAL PROJECTS		PASS-THROUGH	FERMI RESEARCH ALLIANCE, LLC	DE-AC02-07CH11359	37,890	
81.119	STATE ENERGY PROGRAM SPECIAL PROJECTS		PASS-THROUGH	STANFORD UNIVERSITY	Sub 204069 (DE-AC02-76SF00515)	1	
81.121	NUCLEAR ENERGY RESEARCH, DEVELOPMENT AND DEMONSTRATION		DIRECT	DEPARTMENT OF ENERGY (DOE)		2,518,028	278,199

University of California
Schedule of Expenditures of Federal Awards

For the Fiscal Year Ended June 30, 2024
(Expressed in Whole Dollars)

Assistance Listing Number	Federal Program Title	Additional Award Identification	Direct / Pass Through	Agency or Pass Through Entity	Pass Through No. or Other Identifier	Federal Expenditures	Funds Passed Through to Subrecipients
81.121	NUCLEAR ENERGY RESEARCH, DEVELOPMENT AND DEMONSTRATION		PASS-THROUGH	GEORGIA INSTITUTE OF TECHNOLOGY	AWD-002989-G1	51,411	
81.121	NUCLEAR ENERGY RESEARCH, DEVELOPMENT AND DEMONSTRATION		PASS-THROUGH	MASSACHUSETTS INSTITUTE OF TECHNOLOGY	S5190	22,194	
81.121	NUCLEAR ENERGY RESEARCH, DEVELOPMENT AND DEMONSTRATION		PASS-THROUGH	NORTH CAROLINA STATE UNIVERSITY	2019-2349-02	52,820	
81.121	NUCLEAR ENERGY RESEARCH, DEVELOPMENT AND DEMONSTRATION		PASS-THROUGH	NORTH CAROLINA STATE UNIVERSITY	2020-2006-01	49,736	
81.121	NUCLEAR ENERGY RESEARCH, DEVELOPMENT AND DEMONSTRATION		PASS-THROUGH	STONY BROOK UNIVERSITY (A STATE UNIVERSITY OF NEW YORK CAMPU	95821/1178553/2	275,311	
81.121	NUCLEAR ENERGY RESEARCH, DEVELOPMENT AND DEMONSTRATION		PASS-THROUGH	UNIVERSITY OF ALASKA SYSTEM	UA23-0053	29,868	
81.121	NUCLEAR ENERGY RESEARCH, DEVELOPMENT AND DEMONSTRATION		PASS-THROUGH	UNIVERSITY OF MARYLAND, COLLEGE PARK	130535-Z7180201	87	
81.121	NUCLEAR ENERGY RESEARCH, DEVELOPMENT AND DEMONSTRATION		PASS-THROUGH	UNIVERSITY OF TENNESSEE	A21-0478-S002	130,380	
81.121	NUCLEAR ENERGY RESEARCH, DEVELOPMENT AND DEMONSTRATION		PASS-THROUGH	UNIVERSITY OF WISCONSIN-MADISON	0000001771	124,116	
81.121	NUCLEAR ENERGY RESEARCH, DEVELOPMENT AND DEMONSTRATION		PASS-THROUGH	UNIVERSITY OF WISCONSIN-MADISON	0000001824	8,913	
81.121	NUCLEAR ENERGY RESEARCH, DEVELOPMENT AND DEMONSTRATION		PASS-THROUGH	UNIVERSITY OF WISCONSIN-MADISON	0000002665	84,770	
81.121	NUCLEAR ENERGY RESEARCH, DEVELOPMENT AND DEMONSTRATION		PASS-THROUGH	VIRGINIA COMMONWEALTH UNIVERSITY	FP00014623_SA001	48,862	
81.122	ELECTRICITY RESEARCH, DEVELOPMENT AND ANALYSIS		DIRECT	DEPARTMENT OF ENERGY (DOE)		9,718	
81.122	ELECTRICITY RESEARCH, DEVELOPMENT AND ANALYSIS		PASS-THROUGH	LAWRENCE LIVERMORE NATIONAL SECURITY, LLC	Sub B639340 (B23353)	12,174	
81.122	ELECTRICITY RESEARCH, DEVELOPMENT AND ANALYSIS		PASS-THROUGH	NATIONAL TECHNOLOGY & ENGINEERING SOLUTIONS OF SANDIA, LLC	Sub 2082375(none)	(2,766)	
81.122	ELECTRICITY RESEARCH, DEVELOPMENT AND ANALYSIS		PASS-THROUGH	NATIONAL TECHNOLOGY & ENGINEERING SOLUTIONS OF SANDIA, LLC	Sub 2342454 (2169310)	183,255	
81.123	NATIONAL NUCLEAR SECURITY ADMINISTRATION (NNSA) MINORITY SERVING INSTITUTIONS (MSI) PROGRAM		DIRECT	DEPARTMENT OF ENERGY (DOE)		3,796,161	159,325
81.123	NATIONAL NUCLEAR SECURITY ADMINISTRATION (NNSA) MINORITY SERVING INSTITUTIONS (MSI) PROGRAM		PASS-THROUGH	BROOKHAVEN SCIENCE ASSOCIATES, LLC	414906	881,528	
81.123	NATIONAL NUCLEAR SECURITY ADMINISTRATION (NNSA) MINORITY SERVING INSTITUTIONS (MSI) PROGRAM		PASS-THROUGH	BROOKHAVEN SCIENCE ASSOCIATES, LLC	416136	15,029	
81.123	NATIONAL NUCLEAR SECURITY ADMINISTRATION (NNSA) MINORITY SERVING INSTITUTIONS (MSI) PROGRAM		PASS-THROUGH	BROOKHAVEN SCIENCE ASSOCIATES, LLC	417957	143,521	
81.123	NATIONAL NUCLEAR SECURITY ADMINISTRATION (NNSA) MINORITY SERVING INSTITUTIONS (MSI) PROGRAM		PASS-THROUGH	BROOKHAVEN SCIENCE ASSOCIATES, LLC	418576	90,699	
81.123	NATIONAL NUCLEAR SECURITY ADMINISTRATION (NNSA) MINORITY SERVING INSTITUTIONS (MSI) PROGRAM		PASS-THROUGH	BROOKHAVEN SCIENCE ASSOCIATES, LLC	429035	8,803	
81.123	NATIONAL NUCLEAR SECURITY ADMINISTRATION (NNSA) MINORITY SERVING INSTITUTIONS (MSI) PROGRAM		PASS-THROUGH	BROOKHAVEN SCIENCE ASSOCIATES, LLC	441423	23,668	
81.123	NATIONAL NUCLEAR SECURITY ADMINISTRATION (NNSA) MINORITY SERVING INSTITUTIONS (MSI) PROGRAM		PASS-THROUGH	FLORIDA AGRICULTURAL AND MECHANICAL UNIVERSITY	C 5109	275,622	
81.123	NATIONAL NUCLEAR SECURITY ADMINISTRATION (NNSA) MINORITY SERVING INSTITUTIONS (MSI) PROGRAM		PASS-THROUGH	FLORIDA AGRICULTURAL AND MECHANICAL UNIVERSITY	C-5000 FAMU 005994	(149)	
81.123	NATIONAL NUCLEAR SECURITY ADMINISTRATION (NNSA) MINORITY SERVING INSTITUTIONS (MSI) PROGRAM		PASS-THROUGH	LAWRENCE LIVERMORE NATIONAL SECURITY, LLC	B661140	36,941	
81.123	NATIONAL NUCLEAR SECURITY ADMINISTRATION (NNSA) MINORITY SERVING INSTITUTIONS (MSI) PROGRAM		PASS-THROUGH	LAWRENCE LIVERMORE NATIONAL SECURITY, LLC	Sub B640364	2,550	
81.123	NATIONAL NUCLEAR SECURITY ADMINISTRATION (NNSA) MINORITY SERVING INSTITUTIONS (MSI) PROGRAM		PASS-THROUGH	LAWRENCE LIVERMORE NATIONAL SECURITY, LLC	Sub 351623 (DEAC52-06NA25396)	(93,572)	

University of California
Schedule of Expenditures of Federal Awards

For the Fiscal Year Ended June 30, 2024
(Expressed in Whole Dollars)

Assistance Listing Number	Federal Program Title	Additional Award Identification	Direct / Pass Through	Agency or Pass Through Entity	Pass Through No. or Other Identifier	Federal Expenditures	Funds Passed Through to Subrecipients
81.123	NATIONAL NUCLEAR SECURITY ADMINISTRATION (NNSA) MINORITY SERVING INSTITUTIONS (MSI) PROGRAM		PASS-THROUGH	LOS ALAMOS NATIONAL SECURITY, LLC	SUB 530681 (351438)	(19,505)	
81.123	NATIONAL NUCLEAR SECURITY ADMINISTRATION (NNSA) MINORITY SERVING INSTITUTIONS (MSI) PROGRAM		PASS-THROUGH	NATIONAL TECHNOLOGY & ENGINEERING SOLUTIONS OF SANDIA, LLC	2454200	61,117	
81.123	NATIONAL NUCLEAR SECURITY ADMINISTRATION (NNSA) MINORITY SERVING INSTITUTIONS (MSI) PROGRAM		PASS-THROUGH	TRIAD NATIONAL SECURITY, LLC	C2710	300,913	
81.123	NATIONAL NUCLEAR SECURITY ADMINISTRATION (NNSA) MINORITY SERVING INSTITUTIONS (MSI) PROGRAM		PASS-THROUGH	TRIAD NATIONAL SECURITY, LLC	C298 (CW8091)	1,731,291	
81.123	NATIONAL NUCLEAR SECURITY ADMINISTRATION (NNSA) MINORITY SERVING INSTITUTIONS (MSI) PROGRAM		PASS-THROUGH	TRIAD NATIONAL SECURITY, LLC	CW22761	19,207	
81.129	ENERGY EFFICIENCY AND RENEWABLE ENERGY TECHNOLOGY DEPLOYMENT, DEMONSTRATION AND COMMERCIALIZATION		DIRECT	DEPARTMENT OF ENERGY (DOE)		458,060	
81.129	ENERGY EFFICIENCY AND RENEWABLE ENERGY TECHNOLOGY DEPLOYMENT, DEMONSTRATION AND COMMERCIALIZATION		PASS-THROUGH	BATTELLE MEMORIAL INSTITUTE	611152	(502)	
81.129	ENERGY EFFICIENCY AND RENEWABLE ENERGY TECHNOLOGY DEPLOYMENT, DEMONSTRATION AND COMMERCIALIZATION		PASS-THROUGH	LAWRENCE LIVERMORE NATIONAL SECURITY, LLC	B656066	127,304	
81.129	ENERGY EFFICIENCY AND RENEWABLE ENERGY TECHNOLOGY DEPLOYMENT, DEMONSTRATION AND COMMERCIALIZATION		PASS-THROUGH	NATIONAL TECHNOLOGY & ENGINEERING SOLUTIONS OF SANDIA, LLC	2460676	19,397	
81.129	ENERGY EFFICIENCY AND RENEWABLE ENERGY TECHNOLOGY DEPLOYMENT, DEMONSTRATION AND COMMERCIALIZATION		PASS-THROUGH	NATIONAL TECHNOLOGY & ENGINEERING SOLUTIONS OF SANDIA, LLC	2169310 / 2446973	64,596	
81.129	ENERGY EFFICIENCY AND RENEWABLE ENERGY TECHNOLOGY DEPLOYMENT, DEMONSTRATION AND COMMERCIALIZATION		PASS-THROUGH	NATIONAL TECHNOLOGY & ENGINEERING SOLUTIONS OF SANDIA, LLC	2169310/PO 2334829	26,523	
81.129	ENERGY EFFICIENCY AND RENEWABLE ENERGY TECHNOLOGY DEPLOYMENT, DEMONSTRATION AND COMMERCIALIZATION		PASS-THROUGH	NATIONAL TECHNOLOGY & ENGINEERING SOLUTIONS OF SANDIA, LLC	2169310-2424887/2582619	106,272	
81.135	ADVANCED RESEARCH PROJECTS AGENCY - ENERGY		DIRECT	DEPARTMENT OF ENERGY (DOE)		12,003,624	3,483,189
81.135	ADVANCED RESEARCH PROJECTS AGENCY - ENERGY		PASS-THROUGH	ADVANCED RESEARCH PROJECTS AGENCY-ENERGY	DE-AR0001074	(3,914)	
81.135	ADVANCED RESEARCH PROJECTS AGENCY - ENERGY		PASS-THROUGH	CALIFORNIA INSTITUTE OF TECHNOLOGY	S539925	22,494	
81.135	ADVANCED RESEARCH PROJECTS AGENCY - ENERGY		PASS-THROUGH	CARNEGIE MELLON UNIVERSITY	1070143-461745	140,012	
81.135	ADVANCED RESEARCH PROJECTS AGENCY - ENERGY		PASS-THROUGH	CARNEGIE MELLON UNIVERSITY	1070250-426838	131,249	
81.135	ADVANCED RESEARCH PROJECTS AGENCY - ENERGY		PASS-THROUGH	DEEP ISOLATION US LLC	AR-355-12.21	402,581	
81.135	ADVANCED RESEARCH PROJECTS AGENCY - ENERGY		PASS-THROUGH	GENERAL ELECTRIC COMPANY	401157062	167,268	
81.135	ADVANCED RESEARCH PROJECTS AGENCY - ENERGY		PASS-THROUGH	HP INC.	HPEPO112828	(358)	
81.135	ADVANCED RESEARCH PROJECTS AGENCY - ENERGY		PASS-THROUGH	INVIZYNE TECHNOLOGIES, INC.	2020-01UCLA:1	50,742	
81.135	ADVANCED RESEARCH PROJECTS AGENCY - ENERGY		PASS-THROUGH	LAWRENCE LIVERMORE NATIONAL SECURITY, LLC	SUB B652610 (B623353)	1,568	
81.135	ADVANCED RESEARCH PROJECTS AGENCY - ENERGY		PASS-THROUGH	MARINE BIOLOGICAL LABORATORIES	54334	75,933	
81.135	ADVANCED RESEARCH PROJECTS AGENCY - ENERGY		PASS-THROUGH	MASSACHUSETTS INSTITUTE OF TECHNOLOGY	S5694 PO#777275	70,074	
81.135	ADVANCED RESEARCH PROJECTS AGENCY - ENERGY		PASS-THROUGH	MASSACHUSETTS INSTITUTE OF TECHNOLOGY	S5775 PO #804669	339,644	
81.135	ADVANCED RESEARCH PROJECTS AGENCY - ENERGY		PASS-THROUGH	OCEAN ERA, INC.	1037-001	71,477	
81.135	ADVANCED RESEARCH PROJECTS AGENCY - ENERGY		PASS-THROUGH	PERLUMI CHEMICALS, INC.	054017	566,281	
81.135	ADVANCED RESEARCH PROJECTS AGENCY - ENERGY		PASS-THROUGH	PRINCETON UNIVERSITY	SUB0000441	140,285	
81.135	ADVANCED RESEARCH PROJECTS AGENCY - ENERGY		PASS-THROUGH	SRI INTERNATIONAL	PO61757	140,605	
81.135	ADVANCED RESEARCH PROJECTS AGENCY - ENERGY		PASS-THROUGH	TRAFFIC TECHNOLOGY SERVICES, INC.	054676	90,750	
81.135	ADVANCED RESEARCH PROJECTS AGENCY - ENERGY		PASS-THROUGH	UNIVERSITY OF COLORADO BOULDER	1557736	(328)	
81.135	ADVANCED RESEARCH PROJECTS AGENCY - ENERGY		PASS-THROUGH	UNIVERSITY OF COLORADO BOULDER	1557736	(64,039)	
81.135	ADVANCED RESEARCH PROJECTS AGENCY - ENERGY		PASS-THROUGH	UNIVERSITY OF ILLINOIS URBANA-CHAMPAIGN	114727-19767	133,943	
81.135	ADVANCED RESEARCH PROJECTS AGENCY - ENERGY		PASS-THROUGH	UNIVERSITY OF ILLINOIS URBANA-CHAMPAIGN	115993-19879	6,053	
81.135	ADVANCED RESEARCH PROJECTS AGENCY - ENERGY		PASS-THROUGH	UNIVERSITY OF TENNESSEE	A23-0598-S003	232,031	
81.135	ADVANCED RESEARCH PROJECTS AGENCY - ENERGY		PASS-THROUGH	UNIVERSITY OF WISCONSIN-MADISON	183405383	280,127	
81.135	ADVANCED RESEARCH PROJECTS AGENCY - ENERGY		PASS-THROUGH	ZYMOCHEM, INC.	A22-0750	102,234	
81.137	MINORITY ECONOMIC IMPACT		DIRECT	DEPARTMENT OF ENERGY (DOE)		17,094	
81.139	ENVIRONMENTAL MANAGEMENT R&D AND VALIDATION TESTING ON HIGH EFFICIENCY PARTICULATE AIR (HEPA) FILTERS		DIRECT	DEPARTMENT OF ENERGY (DOE)		100,588	
81.140	LOS ALAMOS NATIONAL LABORATORY - FIRE PROTECTION		PASS-THROUGH	TRIAD NATIONAL SECURITY, LLC	CR2447	653,447	
81.RD	FEDERAL CONTRACTS		DIRECT	DEPARTMENT OF ENERGY (DOE)		27,536,440	346,986

University of California
Schedule of Expenditures of Federal Awards

For the Fiscal Year Ended June 30, 2024
(Expressed in Whole Dollars)

Assistance Listing Number	Federal Program Title	Additional Award Identification	Pass Through No. or Other		Funds Passed Through to Subrecipients
			Direct / Pass Through	Agency or Pass Through Entity	
				Identifier	Federal Expenditures
81.RD	FEDERAL CONTRACTS	PASS-THROUGH	AGAVE BIOSYSTEMS	DE-SC0023830-25791	118,221
81.RD	FEDERAL CONTRACTS	PASS-THROUGH	ALLIANCE FOR SUSTAINABLE ENERGY, LLC	Sub-2021-10604	1,292,941
81.RD	FEDERAL CONTRACTS	PASS-THROUGH	ALLIANCE FOR SUSTAINABLE ENERGY, LLC	SUB-2022-10083	234,808
81.RD	FEDERAL CONTRACTS	PASS-THROUGH	ALLIANCE FOR SUSTAINABLE ENERGY, LLC	SUB-2022-10286	92,547
81.RD	FEDERAL CONTRACTS	PASS-THROUGH	ALLIANCE FOR SUSTAINABLE ENERGY, LLC	SUB-2022-10327	58,866
81.RD	FEDERAL CONTRACTS	PASS-THROUGH	ALLIANCE FOR SUSTAINABLE ENERGY, LLC	SUB-2023-10265	144,074
81.RD	FEDERAL CONTRACTS	PASS-THROUGH	ALLIANCE FOR SUSTAINABLE ENERGY, LLC	SUB-2023-10311	35,000
81.RD	FEDERAL CONTRACTS	PASS-THROUGH	ALLIANCE FOR SUSTAINABLE ENERGY, LLC	SUB-2023-10331	64,264
81.RD	FEDERAL CONTRACTS	PASS-THROUGH	ALLIANCE FOR SUSTAINABLE ENERGY, LLC	SUB-2023-10344	92,005
81.RD	FEDERAL CONTRACTS	PASS-THROUGH	AMES LABORATORY	SC-20-533	331,839
81.RD	FEDERAL CONTRACTS	PASS-THROUGH	AMES LABORATORY	SC-21-554	19,227
81.RD	FEDERAL CONTRACTS	PASS-THROUGH	ARGONNE NATIONAL LABORATORY	1F-60524	284,400
81.RD	FEDERAL CONTRACTS	PASS-THROUGH	ARGONNE NATIONAL LABORATORY	8F-30225	25,816
81.RD	FEDERAL CONTRACTS	PASS-THROUGH	ARGONNE NATIONAL LABORATORY	A24-0073A	14,166
81.RD	FEDERAL CONTRACTS	PASS-THROUGH	BATTELLE MEMORIAL INSTITUTE	658698	84,324
81.RD	FEDERAL CONTRACTS	PASS-THROUGH	BATTELLE MEMORIAL INSTITUTE	658057:1	90,639
81.RD	FEDERAL CONTRACTS	PASS-THROUGH	BATTELLE SAVANNAH RIVER ALLIANCE, LLC	602158:3	431,824
81.RD	FEDERAL CONTRACTS	PASS-THROUGH	BROOKHAVEN SCIENCE ASSOCIATES, LLC	39554	90,768
81.RD	FEDERAL CONTRACTS	PASS-THROUGH	BROOKHAVEN SCIENCE ASSOCIATES, LLC	63913	462,306
81.RD	FEDERAL CONTRACTS	PASS-THROUGH	BROOKHAVEN SCIENCE ASSOCIATES, LLC	380680	37,772
81.RD	FEDERAL CONTRACTS	PASS-THROUGH	BROOKHAVEN SCIENCE ASSOCIATES, LLC	391071	223,758
81.RD	FEDERAL CONTRACTS	PASS-THROUGH	BROOKHAVEN SCIENCE ASSOCIATES, LLC	410828	204,455
81.RD	FEDERAL CONTRACTS	PASS-THROUGH	BROOKHAVEN SCIENCE ASSOCIATES, LLC	411822	1,138,536
81.RD	FEDERAL CONTRACTS	PASS-THROUGH	BROOKHAVEN SCIENCE ASSOCIATES, LLC	412704	111,198
81.RD	FEDERAL CONTRACTS	PASS-THROUGH	BROOKHAVEN SCIENCE ASSOCIATES, LLC	437133	560,980
81.RD	FEDERAL CONTRACTS	PASS-THROUGH	BROOKHAVEN SCIENCE ASSOCIATES, LLC	425883:1	47,002
81.RD	FEDERAL CONTRACTS	PASS-THROUGH	BROOKHAVEN SCIENCE ASSOCIATES, LLC	427343:1	40,711
81.RD	FEDERAL CONTRACTS	PASS-THROUGH	BROOKHAVEN SCIENCE ASSOCIATES, LLC	428101:1	142,872
81.RD	FEDERAL CONTRACTS	PASS-THROUGH	CLARKSON AEROSPACE CORP.	UCBY21-1-0460	22,680
81.RD	FEDERAL CONTRACTS	PASS-THROUGH	CREATIVE POWER SOLUTIONS (USA), INC.	221196	98,485
81.RD	FEDERAL CONTRACTS	PASS-THROUGH	FERMI NATIONAL ACCELERATOR LABORATORY	672122	88,098
81.RD	FEDERAL CONTRACTS	PASS-THROUGH	FERMI RESEARCH ALLIANCE, LLC	654315	669,699
81.RD	FEDERAL CONTRACTS	PASS-THROUGH	FERMI RESEARCH ALLIANCE, LLC	654998	72,397
81.RD	FEDERAL CONTRACTS	PASS-THROUGH	FERMI RESEARCH ALLIANCE, LLC	655955	11,074
81.RD	FEDERAL CONTRACTS	PASS-THROUGH	FERMI RESEARCH ALLIANCE, LLC	657498	102,967
81.RD	FEDERAL CONTRACTS	PASS-THROUGH	FERMI RESEARCH ALLIANCE, LLC	659035	158,723
81.RD	FEDERAL CONTRACTS	PASS-THROUGH	FERMI RESEARCH ALLIANCE, LLC	677918	29,835
81.RD	FEDERAL CONTRACTS	PASS-THROUGH	FERMI RESEARCH ALLIANCE, LLC	682008	44,009
81.RD	FEDERAL CONTRACTS	PASS-THROUGH	FERMI RESEARCH ALLIANCE, LLC	683587	44,231
81.RD	FEDERAL CONTRACTS	PASS-THROUGH	FERMI RESEARCH ALLIANCE, LLC	684754	61,673
81.RD	FEDERAL CONTRACTS	PASS-THROUGH	FERMI RESEARCH ALLIANCE, LLC	690059	37,633
81.RD	FEDERAL CONTRACTS	PASS-THROUGH	FERMI RESEARCH ALLIANCE, LLC	690447	161,839
81.RD	FEDERAL CONTRACTS	PASS-THROUGH	FERMI RESEARCH ALLIANCE, LLC	691058	49,556
81.RD	FEDERAL CONTRACTS	PASS-THROUGH	FERMI RESEARCH ALLIANCE, LLC	701262	13,690
81.RD	FEDERAL CONTRACTS	PASS-THROUGH	FERMI RESEARCH ALLIANCE, LLC	708222	1,124
81.RD	FEDERAL CONTRACTS	PASS-THROUGH	FERMI RESEARCH ALLIANCE, LLC	708975	34,748
81.RD	FEDERAL CONTRACTS	PASS-THROUGH	FERMI RESEARCH ALLIANCE, LLC	657932:9	408,266
81.RD	FEDERAL CONTRACTS	PASS-THROUGH	FERMI RESEARCH ALLIANCE, LLC	666201:3	62,444
81.RD	FEDERAL CONTRACTS	PASS-THROUGH	FERMI RESEARCH ALLIANCE, LLC	DE-AC02-07CH11359	21,126
81.RD	FEDERAL CONTRACTS	PASS-THROUGH	FERMI RESEARCH ALLIANCE, LLC	Sub 689513	39
81.RD	FEDERAL CONTRACTS	PASS-THROUGH	FUEL CELL ENERGY INC.	F720180001S2	55,670
81.RD	FEDERAL CONTRACTS	PASS-THROUGH	GENERAL ATOMICS	DE-FG02-95ER54309	159,433
81.RD	FEDERAL CONTRACTS	PASS-THROUGH	GENERAL ATOMICS	SUB - 4500095443	57,623
81.RD	FEDERAL CONTRACTS	PASS-THROUGH	GLYCOSURF LLC	DE-SC0021702	69,666

University of California
Schedule of Expenditures of Federal Awards

For the Fiscal Year Ended June 30, 2024
(Expressed in Whole Dollars)

Assistance Listing Number	Federal Program Title	Additional Award Identification	Direct / Pass Through	Agency or Pass Through Entity	Pass Through No. or Other	Funds Passed Through to Subrecipients
					Identifier Federal Expenditures	
81.RD	FEDERAL CONTRACTS		PASS-THROUGH	JEFFERSON SCIENCE ASSOCIATES, LLC	20-C0568	88,427
81.RD	FEDERAL CONTRACTS		PASS-THROUGH	JEFFERSON SCIENCE ASSOCIATES, LLC	23-D0843	13,541
81.RD	FEDERAL CONTRACTS		PASS-THROUGH	LASER PRISMATICS, LLC	051527	142,870
81.RD	FEDERAL CONTRACTS		PASS-THROUGH	LAWRENCE LIVERMORE NATIONAL SECURITY, LLC	B623353	172,864
81.RD	FEDERAL CONTRACTS		PASS-THROUGH	LAWRENCE LIVERMORE NATIONAL SECURITY, LLC	B632718	27,278
81.RD	FEDERAL CONTRACTS		PASS-THROUGH	LAWRENCE LIVERMORE NATIONAL SECURITY, LLC	B632821	22,047
81.RD	FEDERAL CONTRACTS		PASS-THROUGH	LAWRENCE LIVERMORE NATIONAL SECURITY, LLC	B633183	92,117
81.RD	FEDERAL CONTRACTS		PASS-THROUGH	LAWRENCE LIVERMORE NATIONAL SECURITY, LLC	B633579	(44,269)
81.RD	FEDERAL CONTRACTS		PASS-THROUGH	LAWRENCE LIVERMORE NATIONAL SECURITY, LLC	B639054	53,944
81.RD	FEDERAL CONTRACTS		PASS-THROUGH	LAWRENCE LIVERMORE NATIONAL SECURITY, LLC	B639330:2	(49)
81.RD	FEDERAL CONTRACTS		PASS-THROUGH	LAWRENCE LIVERMORE NATIONAL SECURITY, LLC	B642550:2	143,299
81.RD	FEDERAL CONTRACTS		PASS-THROUGH	LAWRENCE LIVERMORE NATIONAL SECURITY, LLC	B642714:7	(344)
81.RD	FEDERAL CONTRACTS		PASS-THROUGH	LAWRENCE LIVERMORE NATIONAL SECURITY, LLC	B643142	9,823
81.RD	FEDERAL CONTRACTS		PASS-THROUGH	LAWRENCE LIVERMORE NATIONAL SECURITY, LLC	B644089	22,242
81.RD	FEDERAL CONTRACTS		PASS-THROUGH	LAWRENCE LIVERMORE NATIONAL SECURITY, LLC	B645673/B623353	58,235
81.RD	FEDERAL CONTRACTS		PASS-THROUGH	LAWRENCE LIVERMORE NATIONAL SECURITY, LLC	B645874:2	119,802
81.RD	FEDERAL CONTRACTS		PASS-THROUGH	LAWRENCE LIVERMORE NATIONAL SECURITY, LLC	B646530:3	59,704
81.RD	FEDERAL CONTRACTS		PASS-THROUGH	LAWRENCE LIVERMORE NATIONAL SECURITY, LLC	B646894/B623353	134,706
81.RD	FEDERAL CONTRACTS		PASS-THROUGH	LAWRENCE LIVERMORE NATIONAL SECURITY, LLC	B649282:2	127,100
81.RD	FEDERAL CONTRACTS		PASS-THROUGH	LAWRENCE LIVERMORE NATIONAL SECURITY, LLC	B649519:2	67,433
81.RD	FEDERAL CONTRACTS		PASS-THROUGH	LAWRENCE LIVERMORE NATIONAL SECURITY, LLC	B649554/B623353	75,718
81.RD	FEDERAL CONTRACTS		PASS-THROUGH	LAWRENCE LIVERMORE NATIONAL SECURITY, LLC	B649777	237,347
81.RD	FEDERAL CONTRACTS		PASS-THROUGH	LAWRENCE LIVERMORE NATIONAL SECURITY, LLC	B649810	308,561
81.RD	FEDERAL CONTRACTS		PASS-THROUGH	LAWRENCE LIVERMORE NATIONAL SECURITY, LLC	B649878	199,799
81.RD	FEDERAL CONTRACTS		PASS-THROUGH	LAWRENCE LIVERMORE NATIONAL SECURITY, LLC	B650240/B623353	140,495
81.RD	FEDERAL CONTRACTS		PASS-THROUGH	LAWRENCE LIVERMORE NATIONAL SECURITY, LLC	B650324	113,300
81.RD	FEDERAL CONTRACTS		PASS-THROUGH	LAWRENCE LIVERMORE NATIONAL SECURITY, LLC	B651131	103,085
81.RD	FEDERAL CONTRACTS		PASS-THROUGH	LAWRENCE LIVERMORE NATIONAL SECURITY, LLC	B651928 / B623353	105,054
81.RD	FEDERAL CONTRACTS		PASS-THROUGH	LAWRENCE LIVERMORE NATIONAL SECURITY, LLC	B651966	32,584
81.RD	FEDERAL CONTRACTS		PASS-THROUGH	LAWRENCE LIVERMORE NATIONAL SECURITY, LLC	B652254:1	90,464
81.RD	FEDERAL CONTRACTS		PASS-THROUGH	LAWRENCE LIVERMORE NATIONAL SECURITY, LLC	B653655	198,330
81.RD	FEDERAL CONTRACTS		PASS-THROUGH	LAWRENCE LIVERMORE NATIONAL SECURITY, LLC	B653692	73,292
81.RD	FEDERAL CONTRACTS		PASS-THROUGH	LAWRENCE LIVERMORE NATIONAL SECURITY, LLC	B653945	81,263
81.RD	FEDERAL CONTRACTS		PASS-THROUGH	LAWRENCE LIVERMORE NATIONAL SECURITY, LLC	B654233	39,633
81.RD	FEDERAL CONTRACTS		PASS-THROUGH	LAWRENCE LIVERMORE NATIONAL SECURITY, LLC	B654505	272,271
81.RD	FEDERAL CONTRACTS		PASS-THROUGH	LAWRENCE LIVERMORE NATIONAL SECURITY, LLC	B654505 / B656281	94,269
81.RD	FEDERAL CONTRACTS		PASS-THROUGH	LAWRENCE LIVERMORE NATIONAL SECURITY, LLC	B654505 / B660094	112,439
81.RD	FEDERAL CONTRACTS		PASS-THROUGH	LAWRENCE LIVERMORE NATIONAL SECURITY, LLC	B654508	(27,526)
81.RD	FEDERAL CONTRACTS		PASS-THROUGH	LAWRENCE LIVERMORE NATIONAL SECURITY, LLC	B654720:3	582,251
81.RD	FEDERAL CONTRACTS		PASS-THROUGH	LAWRENCE LIVERMORE NATIONAL SECURITY, LLC	B654999	24,280
81.RD	FEDERAL CONTRACTS		PASS-THROUGH	LAWRENCE LIVERMORE NATIONAL SECURITY, LLC	B655102	32,734
81.RD	FEDERAL CONTRACTS		PASS-THROUGH	LAWRENCE LIVERMORE NATIONAL SECURITY, LLC	B655147:4	273,580
81.RD	FEDERAL CONTRACTS		PASS-THROUGH	LAWRENCE LIVERMORE NATIONAL SECURITY, LLC	B655224	144,644
81.RD	FEDERAL CONTRACTS		PASS-THROUGH	LAWRENCE LIVERMORE NATIONAL SECURITY, LLC	B655720	11,359
81.RD	FEDERAL CONTRACTS		PASS-THROUGH	LAWRENCE LIVERMORE NATIONAL SECURITY, LLC	B655754:1	78,948
81.RD	FEDERAL CONTRACTS		PASS-THROUGH	LAWRENCE LIVERMORE NATIONAL SECURITY, LLC	B655788	(4,020)
81.RD	FEDERAL CONTRACTS		PASS-THROUGH	LAWRENCE LIVERMORE NATIONAL SECURITY, LLC	B655914	3,791
81.RD	FEDERAL CONTRACTS		PASS-THROUGH	LAWRENCE LIVERMORE NATIONAL SECURITY, LLC	B656062	78,337
81.RD	FEDERAL CONTRACTS		PASS-THROUGH	LAWRENCE LIVERMORE NATIONAL SECURITY, LLC	B656114	55,122
81.RD	FEDERAL CONTRACTS		PASS-THROUGH	LAWRENCE LIVERMORE NATIONAL SECURITY, LLC	B656358	615,572
81.RD	FEDERAL CONTRACTS		PASS-THROUGH	LAWRENCE LIVERMORE NATIONAL SECURITY, LLC	B656448:1	154,138
81.RD	FEDERAL CONTRACTS		PASS-THROUGH	LAWRENCE LIVERMORE NATIONAL SECURITY, LLC	B656730	8,809
81.RD	FEDERAL CONTRACTS		PASS-THROUGH	LAWRENCE LIVERMORE NATIONAL SECURITY, LLC	B657094	11,520
81.RD	FEDERAL CONTRACTS		PASS-THROUGH	LAWRENCE LIVERMORE NATIONAL SECURITY, LLC	B657158	26,197

University of California
Schedule of Expenditures of Federal Awards

For the Fiscal Year Ended June 30, 2024
(Expressed in Whole Dollars)

Assistance Listing Number	Federal Program Title	Additional Award Identification	Direct / Pass Through	Agency or Pass Through Entity	Pass Through No. or Other	Funds Passed Through to Subrecipients
					Identifier	
81.RD	FEDERAL CONTRACTS		PASS-THROUGH	LAWRENCE LIVERMORE NATIONAL SECURITY, LLC	B657560	114,537
81.RD	FEDERAL CONTRACTS		PASS-THROUGH	LAWRENCE LIVERMORE NATIONAL SECURITY, LLC	B657751	97,304
81.RD	FEDERAL CONTRACTS		PASS-THROUGH	LAWRENCE LIVERMORE NATIONAL SECURITY, LLC	B657792 / B654505	93,091
81.RD	FEDERAL CONTRACTS		PASS-THROUGH	LAWRENCE LIVERMORE NATIONAL SECURITY, LLC	B658605	2,902
81.RD	FEDERAL CONTRACTS		PASS-THROUGH	LAWRENCE LIVERMORE NATIONAL SECURITY, LLC	B658643	15,580
81.RD	FEDERAL CONTRACTS		PASS-THROUGH	LAWRENCE LIVERMORE NATIONAL SECURITY, LLC	B658756	90,622
81.RD	FEDERAL CONTRACTS		PASS-THROUGH	LAWRENCE LIVERMORE NATIONAL SECURITY, LLC	B659084	98,292
81.RD	FEDERAL CONTRACTS		PASS-THROUGH	LAWRENCE LIVERMORE NATIONAL SECURITY, LLC	B659288/B654505	144,880
81.RD	FEDERAL CONTRACTS		PASS-THROUGH	LAWRENCE LIVERMORE NATIONAL SECURITY, LLC	B659973	68,299
81.RD	FEDERAL CONTRACTS		PASS-THROUGH	LAWRENCE LIVERMORE NATIONAL SECURITY, LLC	B660922	96,237
81.RD	FEDERAL CONTRACTS		PASS-THROUGH	LAWRENCE LIVERMORE NATIONAL SECURITY, LLC	B660976	36,857
81.RD	FEDERAL CONTRACTS		PASS-THROUGH	LAWRENCE LIVERMORE NATIONAL SECURITY, LLC	B661239	36,876
81.RD	FEDERAL CONTRACTS		PASS-THROUGH	LAWRENCE LIVERMORE NATIONAL SECURITY, LLC	B661523	8,218
81.RD	FEDERAL CONTRACTS		PASS-THROUGH	LAWRENCE LIVERMORE NATIONAL SECURITY, LLC	B661613	317,741
81.RD	FEDERAL CONTRACTS		PASS-THROUGH	LAWRENCE LIVERMORE NATIONAL SECURITY, LLC	B661774	29,952
81.RD	FEDERAL CONTRACTS		PASS-THROUGH	LAWRENCE LIVERMORE NATIONAL SECURITY, LLC	B662196	23,515
81.RD	FEDERAL CONTRACTS		PASS-THROUGH	LAWRENCE LIVERMORE NATIONAL SECURITY, LLC	B662199	48,356
81.RD	FEDERAL CONTRACTS		PASS-THROUGH	LAWRENCE LIVERMORE NATIONAL SECURITY, LLC	B662263	52,738
81.RD	FEDERAL CONTRACTS		PASS-THROUGH	LAWRENCE LIVERMORE NATIONAL SECURITY, LLC	B662747:3	90,996
81.RD	FEDERAL CONTRACTS		PASS-THROUGH	LAWRENCE LIVERMORE NATIONAL SECURITY, LLC	B663006	68,426
81.RD	FEDERAL CONTRACTS		PASS-THROUGH	LAWRENCE LIVERMORE NATIONAL SECURITY, LLC	B663243	40,110
81.RD	FEDERAL CONTRACTS		PASS-THROUGH	LAWRENCE LIVERMORE NATIONAL SECURITY, LLC	B663623	2,141
81.RD	FEDERAL CONTRACTS		PASS-THROUGH	LAWRENCE LIVERMORE NATIONAL SECURITY, LLC	B664311	10,669
81.RD	FEDERAL CONTRACTS		PASS-THROUGH	LAWRENCE LIVERMORE NATIONAL SECURITY, LLC	Sub B648062 (B623353)	42,000
81.RD	FEDERAL CONTRACTS		PASS-THROUGH	LAWRENCE LIVERMORE NATIONAL SECURITY, LLC	SUB B649607 (B623353)	(145)
81.RD	FEDERAL CONTRACTS		PASS-THROUGH	LAWRENCE LIVERMORE NATIONAL SECURITY, LLC	Sub B649854 (B623353)	85,114
81.RD	FEDERAL CONTRACTS		PASS-THROUGH	LAWRENCE LIVERMORE NATIONAL SECURITY, LLC	Sub B652370 (B623353)	223,582
81.RD	FEDERAL CONTRACTS		PASS-THROUGH	LAWRENCE LIVERMORE NATIONAL SECURITY, LLC	Sub B654505	91,968
81.RD	FEDERAL CONTRACTS		PASS-THROUGH	LAWRENCE LIVERMORE NATIONAL SECURITY, LLC	Sub B658530	21,079
81.RD	FEDERAL CONTRACTS		PASS-THROUGH	LOS ALAMOS NATIONAL SECURITY, LLC	413901	(481)
81.RD	FEDERAL CONTRACTS		PASS-THROUGH	LOS ALAMOS NATIONAL SECURITY, LLC	581414	(52,553)
81.RD	FEDERAL CONTRACTS		PASS-THROUGH	LOS ALAMOS NATIONAL SECURITY, LLC - DO NOT USE!! USE		
81.RD	FEDERAL CONTRACTS		PASS-THROUGH	CODE VJ	614699	278,376
81.RD	FEDERAL CONTRACTS		PASS-THROUGH	MISSION SUPPORT AND TEST SERVICES LLC	226163 TO 262853	34,553
81.RD	FEDERAL CONTRACTS		PASS-THROUGH	MISSION SUPPORT AND TEST SERVICES LLC	226163-TO# 268422	5,540
81.RD	FEDERAL CONTRACTS		PASS-THROUGH	MRIGLOBAL	SUB-2022-10043	45,201
81.RD	FEDERAL CONTRACTS		PASS-THROUGH	MRIGLOBAL	SUB-2023-10107	11,083
81.RD	FEDERAL CONTRACTS		PASS-THROUGH	NATIONAL TECHNOLOGY & ENGINEERING SOLUTIONS OF SANDIA, LLC	1655264	(4,363)
81.RD	FEDERAL CONTRACTS		PASS-THROUGH	NATIONAL TECHNOLOGY & ENGINEERING SOLUTIONS OF SANDIA, LLC	2169310	136,768
81.RD	FEDERAL CONTRACTS		PASS-THROUGH	NATIONAL TECHNOLOGY & ENGINEERING SOLUTIONS OF SANDIA, LLC	2212433	13,040
81.RD	FEDERAL CONTRACTS		PASS-THROUGH	NATIONAL TECHNOLOGY & ENGINEERING SOLUTIONS OF SANDIA, LLC	2221195	146,593
81.RD	FEDERAL CONTRACTS		PASS-THROUGH	NATIONAL TECHNOLOGY & ENGINEERING SOLUTIONS OF SANDIA, LLC	2246600	50,671
81.RD	FEDERAL CONTRACTS		PASS-THROUGH	NATIONAL TECHNOLOGY & ENGINEERING SOLUTIONS OF SANDIA, LLC	2293676	67,314
81.RD	FEDERAL CONTRACTS		PASS-THROUGH	NATIONAL TECHNOLOGY & ENGINEERING SOLUTIONS OF SANDIA, LLC	2309178	198,103
81.RD	FEDERAL CONTRACTS		PASS-THROUGH	NATIONAL TECHNOLOGY & ENGINEERING SOLUTIONS OF SANDIA, LLC	2313694	28,537

University of California
Schedule of Expenditures of Federal Awards

For the Fiscal Year Ended June 30, 2024
(Expressed in Whole Dollars)

Assistance Listing Number	Federal Program Title	Additional Award Identification	Direct / Pass Through	Agency or Pass Through Entity	Pass Through No. or Other Identifier	Federal Expenditures	Funds Passed Through to Subrecipients
81.RD	FEDERAL CONTRACTS		PASS-THROUGH	NATIONAL TECHNOLOGY & ENGINEERING SOLUTIONS OF SANDIA, LLC	2321018	75,790	
81.RD	FEDERAL CONTRACTS		PASS-THROUGH	NATIONAL TECHNOLOGY & ENGINEERING SOLUTIONS OF SANDIA, LLC	2321995	84,783	
81.RD	FEDERAL CONTRACTS		PASS-THROUGH	NATIONAL TECHNOLOGY & ENGINEERING SOLUTIONS OF SANDIA, LLC	2340053	70,445	
81.RD	FEDERAL CONTRACTS		PASS-THROUGH	NATIONAL TECHNOLOGY & ENGINEERING SOLUTIONS OF SANDIA, LLC	2408135	27,819	
81.RD	FEDERAL CONTRACTS		PASS-THROUGH	NATIONAL TECHNOLOGY & ENGINEERING SOLUTIONS OF SANDIA, LLC	2420489	96,104	
81.RD	FEDERAL CONTRACTS		PASS-THROUGH	NATIONAL TECHNOLOGY & ENGINEERING SOLUTIONS OF SANDIA, LLC	2439325	82,918	
81.RD	FEDERAL CONTRACTS		PASS-THROUGH	NATIONAL TECHNOLOGY & ENGINEERING SOLUTIONS OF SANDIA, LLC	2443720	129,218	
81.RD	FEDERAL CONTRACTS		PASS-THROUGH	NATIONAL TECHNOLOGY & ENGINEERING SOLUTIONS OF SANDIA, LLC	2443926	51,537	
81.RD	FEDERAL CONTRACTS		PASS-THROUGH	NATIONAL TECHNOLOGY & ENGINEERING SOLUTIONS OF SANDIA, LLC	2458827	29,075	
81.RD	FEDERAL CONTRACTS		PASS-THROUGH	NATIONAL TECHNOLOGY & ENGINEERING SOLUTIONS OF SANDIA, LLC	2520671	85,689	
81.RD	FEDERAL CONTRACTS		PASS-THROUGH	NATIONAL TECHNOLOGY & ENGINEERING SOLUTIONS OF SANDIA, LLC	2548438	41,823	
81.RD	FEDERAL CONTRACTS		PASS-THROUGH	NATIONAL TECHNOLOGY & ENGINEERING SOLUTIONS OF SANDIA, LLC	2548461	46,713	
81.RD	FEDERAL CONTRACTS		PASS-THROUGH	NATIONAL TECHNOLOGY & ENGINEERING SOLUTIONS OF SANDIA, LLC	2549083	14,692	
81.RD	FEDERAL CONTRACTS		PASS-THROUGH	NATIONAL TECHNOLOGY & ENGINEERING SOLUTIONS OF SANDIA, LLC	2551746	47,387	
81.RD	FEDERAL CONTRACTS		PASS-THROUGH	NATIONAL TECHNOLOGY & ENGINEERING SOLUTIONS OF SANDIA, LLC	2552146	71,945	
81.RD	FEDERAL CONTRACTS		PASS-THROUGH	NATIONAL TECHNOLOGY & ENGINEERING SOLUTIONS OF SANDIA, LLC	2553571	77,644	
81.RD	FEDERAL CONTRACTS		PASS-THROUGH	NATIONAL TECHNOLOGY & ENGINEERING SOLUTIONS OF SANDIA, LLC	2561774	8,529	
81.RD	FEDERAL CONTRACTS		PASS-THROUGH	NATIONAL TECHNOLOGY & ENGINEERING SOLUTIONS OF SANDIA, LLC	2579943	16,050	
81.RD	FEDERAL CONTRACTS		PASS-THROUGH	NATIONAL TECHNOLOGY & ENGINEERING SOLUTIONS OF SANDIA, LLC	20242449	16,350	
81.RD	FEDERAL CONTRACTS		PASS-THROUGH	NATIONAL TECHNOLOGY & ENGINEERING SOLUTIONS OF SANDIA, LLC	2169310 / 2413755	30,698	
81.RD	FEDERAL CONTRACTS		PASS-THROUGH	NATIONAL TECHNOLOGY & ENGINEERING SOLUTIONS OF SANDIA, LLC	2528476 / 2169310	193,189	
81.RD	FEDERAL CONTRACTS		PASS-THROUGH	NATIONAL TECHNOLOGY & ENGINEERING SOLUTIONS OF SANDIA, LLC	PO 2347172 / 2169310	50,000	
81.RD	FEDERAL CONTRACTS		PASS-THROUGH	NATIONAL TECHNOLOGY & ENGINEERING SOLUTIONS OF SANDIA, LLC	PO 2435215/2169310	36,754	
81.RD	FEDERAL CONTRACTS		PASS-THROUGH	NATIONAL TECHNOLOGY & ENGINEERING SOLUTIONS OF SANDIA, LLC	PO 2491958	86,245	
81.RD	FEDERAL CONTRACTS		PASS-THROUGH	NATIONAL TECHNOLOGY & ENGINEERING SOLUTIONS OF SANDIA, LLC	PO#2149060	59,724	
81.RD	FEDERAL CONTRACTS		PASS-THROUGH	NATIONAL TECHNOLOGY & ENGINEERING SOLUTIONS OF SANDIA, LLC	Sub 2213935 (1655264)	2,771	
81.RD	FEDERAL CONTRACTS		PASS-THROUGH	OAK RIDGE ASSOCIATED UNIVERSITIES, INCORPORATED	SB190033	5,677	
81.RD	FEDERAL CONTRACTS		PASS-THROUGH	OAK RIDGE ASSOCIATED UNIVERSITIES, INCORPORATED	SB240063	47	

University of California
Schedule of Expenditures of Federal Awards

For the Fiscal Year Ended June 30, 2024
(Expressed in Whole Dollars)

Assistance Listing Number	Federal Program Title	Additional Award Identification	Direct / Pass Through	Agency or Pass Through Entity	Pass Through No. or Other	Funds Passed Through to Subrecipients
					Identifier	
81.RD	FEDERAL CONTRACTS		PASS-THROUGH	PACIFIC NORTHWEST NATIONAL LABORATORY	492290	80,253
81.RD	FEDERAL CONTRACTS		PASS-THROUGH	PACIFIC NORTHWEST NATIONAL LABORATORY	500186	102,045
81.RD	FEDERAL CONTRACTS		PASS-THROUGH	PACIFIC NORTHWEST NATIONAL LABORATORY	528678	1,140
81.RD	FEDERAL CONTRACTS		PASS-THROUGH	PACIFIC NORTHWEST NATIONAL LABORATORY	545157	126,064
81.RD	FEDERAL CONTRACTS		PASS-THROUGH	PACIFIC NORTHWEST NATIONAL LABORATORY	549145	26,750
81.RD	FEDERAL CONTRACTS		PASS-THROUGH	PACIFIC NORTHWEST NATIONAL LABORATORY	551776	100,397
81.RD	FEDERAL CONTRACTS		PASS-THROUGH	PACIFIC NORTHWEST NATIONAL LABORATORY	552240	23,516
81.RD	FEDERAL CONTRACTS		PASS-THROUGH	PACIFIC NORTHWEST NATIONAL LABORATORY	595241	646,140
81.RD	FEDERAL CONTRACTS		PASS-THROUGH	PACIFIC NORTHWEST NATIONAL LABORATORY	603466	161,363
81.RD	FEDERAL CONTRACTS		PASS-THROUGH	PACIFIC NORTHWEST NATIONAL LABORATORY	611623	75,463
81.RD	FEDERAL CONTRACTS		PASS-THROUGH	PACIFIC NORTHWEST NATIONAL LABORATORY	619908	116,570
81.RD	FEDERAL CONTRACTS		PASS-THROUGH	PACIFIC NORTHWEST NATIONAL LABORATORY	726518	50,406
81.RD	FEDERAL CONTRACTS		PASS-THROUGH	PACIFIC NORTHWEST NATIONAL LABORATORY	Sub 733322 (DE-AC05-	
81.RD	FEDERAL CONTRACTS		PASS-THROUGH	PALO ALTO RESEARCH CENTER LLC	76RL01830)	13,659
81.RD	FEDERAL CONTRACTS		PASS-THROUGH	PRINCETON PLASMA PHYSICS LABORATORY	P315846	138,245
81.RD	FEDERAL CONTRACTS		PASS-THROUGH	PRINCETON PLASMA PHYSICS LABORATORY	S210819	(47)
81.RD	FEDERAL CONTRACTS		PASS-THROUGH	RADIATION MONITORING DEVICES, INC.	S230120	21,579
81.RD	FEDERAL CONTRACTS		PASS-THROUGH	RTX CORPORATION	C23-24	28,724
81.RD	FEDERAL CONTRACTS		PASS-THROUGH	SILI-ION INC.	RSA 2610130	20,902
81.RD	FEDERAL CONTRACTS		PASS-THROUGH	SLAC NATIONAL ACCELERATOR LABORATORY	UCR-22121305	16,856
81.RD	FEDERAL CONTRACTS		PASS-THROUGH	SLAC NATIONAL ACCELERATOR LABORATORY	202523	(7,844)
81.RD	FEDERAL CONTRACTS		PASS-THROUGH	SLAC NATIONAL ACCELERATOR LABORATORY	207333	56,360
81.RD	FEDERAL CONTRACTS		PASS-THROUGH	SLAC NATIONAL ACCELERATOR LABORATORY	216333	207,054
81.RD	FEDERAL CONTRACTS		PASS-THROUGH	SLAC NATIONAL ACCELERATOR LABORATORY	229199	79,961
81.RD	FEDERAL CONTRACTS		PASS-THROUGH	SLAC NATIONAL ACCELERATOR LABORATORY	231975	51,459
81.RD	FEDERAL CONTRACTS		PASS-THROUGH	SLAC NATIONAL ACCELERATOR LABORATORY	232318	55,643
81.RD	FEDERAL CONTRACTS		PASS-THROUGH	SLAC NATIONAL ACCELERATOR LABORATORY	233364	19,172
81.RD	FEDERAL CONTRACTS		PASS-THROUGH	SLAC NATIONAL ACCELERATOR LABORATORY	229862:01	46,028
81.RD	FEDERAL CONTRACTS		PASS-THROUGH	SLAC NATIONAL ACCELERATOR LABORATORY	A142448	147,817
81.RD	FEDERAL CONTRACTS		PASS-THROUGH	SLAC NATIONAL ACCELERATOR LABORATORY	A241523	24,277
81.RD	FEDERAL CONTRACTS		PASS-THROUGH	SOLAR TURBINES INCORPORATED	DE-EE0032106	54,135
81.RD	FEDERAL CONTRACTS		PASS-THROUGH	THE BOEING COMPANY	4800024339 (DE-AR0001477)	162
81.RD	FEDERAL CONTRACTS		PASS-THROUGH	TRIAD NATIONAL SECURITY, LLC	7630	36,422
81.RD	FEDERAL CONTRACTS		PASS-THROUGH	TRIAD NATIONAL SECURITY, LLC	8354	120,290
81.RD	FEDERAL CONTRACTS		PASS-THROUGH	TRIAD NATIONAL SECURITY, LLC	606434	201,454
81.RD	FEDERAL CONTRACTS		PASS-THROUGH	TRIAD NATIONAL SECURITY, LLC	351438 / PO# EP124756	49,192
81.RD	FEDERAL CONTRACTS		PASS-THROUGH	TRIAD NATIONAL SECURITY, LLC	530587 / PO EP86692	182,104
81.RD	FEDERAL CONTRACTS		PASS-THROUGH	TRIAD NATIONAL SECURITY, LLC	C2594; PO: EP94154	122,823
81.RD	FEDERAL CONTRACTS		PASS-THROUGH	TRIAD NATIONAL SECURITY, LLC	C2888	269,751
81.RD	FEDERAL CONTRACTS		PASS-THROUGH	TRIAD NATIONAL SECURITY, LLC	C3064	198,359
81.RD	FEDERAL CONTRACTS		PASS-THROUGH	TRIAD NATIONAL SECURITY, LLC	C3335	92,995
81.RD	FEDERAL CONTRACTS		PASS-THROUGH	TRIAD NATIONAL SECURITY, LLC	C3636	87,223
81.RD	FEDERAL CONTRACTS		PASS-THROUGH	TRIAD NATIONAL SECURITY, LLC	C4088	70,899
81.RD	FEDERAL CONTRACTS		PASS-THROUGH	TRIAD NATIONAL SECURITY, LLC	CW25382/C2300	203,932
81.RD	FEDERAL CONTRACTS		PASS-THROUGH	TRIAD NATIONAL SECURITY, LLC	CW42517/C3976	68,730
81.RD	FEDERAL CONTRACTS		PASS-THROUGH	UCHICAGO ARGONNE, LLC	0F-60170	118,821
81.RD	FEDERAL CONTRACTS		PASS-THROUGH	UCHICAGO ARGONNE, LLC	1F-60520	178,682
81.RD	FEDERAL CONTRACTS		PASS-THROUGH	UCHICAGO ARGONNE, LLC	2F-60199	101,700
81.RD	FEDERAL CONTRACTS		PASS-THROUGH	UCHICAGO ARGONNE, LLC	2F-60200	53,703
81.RD	FEDERAL CONTRACTS		PASS-THROUGH	UCHICAGO ARGONNE, LLC	3F-60027	86,022
81.RD	FEDERAL CONTRACTS		PASS-THROUGH	UCHICAGO ARGONNE, LLC	4F-60076	36,763
81.RD	FEDERAL CONTRACTS		PASS-THROUGH	UCHICAGO ARGONNE, LLC	4F-60086	13,558
81.RD	FEDERAL CONTRACTS		PASS-THROUGH	UCHICAGO ARGONNE, LLC	9F-60211	75,058

University of California
Schedule of Expenditures of Federal Awards

For the Fiscal Year Ended June 30, 2024
(Expressed in Whole Dollars)

Assistance Listing Number	Federal Program Title	Additional Award Identification	Pass Through No. or Other		Funds Passed Through to Subrecipients
			Direct / Pass Through	Agency or Pass Through Entity	
				Identifier	Federal Expenditures
81.RD	FEDERAL CONTRACTS	PASS-THROUGH	UCHICAGO ARGONNE, LLC	Sub 9F-60081	150,824
81.RD	FEDERAL CONTRACTS	PASS-THROUGH	UNIVERSITY OF TEXAS AT SAN ANTONIO	1000003902	27,686
81.RD	FEDERAL CONTRACTS	PASS-THROUGH	UT-BATTELLE, LLC	4000187240	246,839
81.RD	FEDERAL CONTRACTS	PASS-THROUGH	UT-BATTELLE, LLC	4000192712	96,968
81.RD	FEDERAL CONTRACTS	PASS-THROUGH	UT-BATTELLE, LLC	4000194300	266,145
81.RD	FEDERAL CONTRACTS	PASS-THROUGH	UT-BATTELLE, LLC	4000178376:4	(9,385)
81.RD	FEDERAL CONTRACTS	PASS-THROUGH	UT-BATTELLE, LLC	CW21849	18,567
81.RD	FEDERAL CONTRACTS	PASS-THROUGH	UT-BATTELLE, LLC	CW41461	(6,358)
81.RD	FEDERAL CONTRACTS	PASS-THROUGH	UT-BATTELLE, LLC	CW41516	182,810
81.RD	FEDERAL CONTRACTS	PASS-THROUGH	UT-BATTELLE, LLC	CW41608-1	431,231
81.RD	FEDERAL CONTRACTS	PASS-THROUGH	UT-BATTELLE, LLC	CW46460	222,062
81.RD	FEDERAL CONTRACTS	PASS-THROUGH	UT-BATTELLE, LLC	CW47100	472,130
81.RD	FEDERAL CONTRACTS	PASS-THROUGH	UT-BATTELLE, LLC	CW49470	330,064
81.RD	FEDERAL CONTRACTS	PASS-THROUGH	UT-BATTELLE, LLC	CW52097	19,500
81.RD	FEDERAL CONTRACTS	PASS-THROUGH	UT-BATTELLE, LLC	CW55215	1,765
81.RD	FEDERAL CONTRACTS	PASS-THROUGH	UT-BATTELLE, LLC	CW57040	66
81.RD	FEDERAL CONTRACTS	PASS-THROUGH	UT-BATTELLE, LLC	DE-AC05-00OR22725	12,846
81.RD	FEDERAL CONTRACTS	PASS-THROUGH	UT-BATTELLE, LLC	Sub 400212358 (CW46737)	140,236
81.RD	FEDERAL CONTRACTS	PASS-THROUGH	WINSTON CONE OPTICS, INC.	A23-0082	(81)
	NATIONAL RESOURCE CENTERS PROGRAM FOR FOREIGN LANGUAGE AND AREA STUDIES OR FOREIGN LANGUAGE AND INTERNATIONAL STUDIES PROGRAM AND FOREIGN LANGUAGE AND AREA STUDIES FELLOWSHIP PROGRAM				
84.015		DIRECT	DEPARTMENT OF EDUCATION (ED)		3,022,970
84.017	INTERNATIONAL RESEARCH AND STUDIES	DIRECT	DEPARTMENT OF EDUCATION (ED)		33,164
84.019	FULBRIGHT-HAYS FACULTY RESEARCH ABROAD (FRA) PROGRAM	DIRECT	DEPARTMENT OF EDUCATION (ED)		34,541
84.021	OVERSEAS PROGRAMS - GROUP PROJECTS ABROAD	DIRECT	DEPARTMENT OF EDUCATION (ED)		31,161
84.022	OVERSEAS PROGRAMS - DOCTORAL DISSERTATION RESEARCH ABROAD	DIRECT	DEPARTMENT OF EDUCATION (ED)		683,522
84.116	FUND FOR THE IMPROVEMENT OF POSTSECONDARY EDUCATION	DIRECT	DEPARTMENT OF EDUCATION (ED)		1,539,305
84.120	MINORITY SCIENCE AND ENGINEERING IMPROVEMENT	DIRECT	DEPARTMENT OF EDUCATION (ED)		212,328
84.120	MINORITY SCIENCE AND ENGINEERING IMPROVEMENT	PASS-THROUGH	COMPUTER SCIENCE TEACHERS ASSOCIATION, LLC	Sub 30023903 (U411C190048)	58,836
84.184	SCHOOL SAFETY NATIONAL ACTIVITIES (FORMERLY, SAFE AND DRUG-FREE SCHOOLS AND COMMUNITIES-NATIONAL PROGRAMS)	DIRECT	DEPARTMENT OF EDUCATION (ED)		1,417,647
84.184	SCHOOL SAFETY NATIONAL ACTIVITIES (FORMERLY, SAFE AND DRUG-FREE SCHOOLS AND COMMUNITIES-NATIONAL PROGRAMS)	PASS-THROUGH	UNIVERSITY OF WISCONSIN-MADISON	0000003409	29,620
84.200	GRADUATE ASSISTANCE IN AREAS OF NATIONAL NEED	DIRECT	DEPARTMENT OF EDUCATION (ED)		2,551,399
84.215	INNOVATIVE APPROACHES TO LITERACY, FULL-SERVICE COMMUNITY SCHOOLS; AND PROMISE NEIGHBORHOODS	PASS-THROUGH	SOUTH BAY COMMUNITY SERVICES	Sub30025303 (U215N180049)	(37)
84.287	TWENTY-FIRST CENTURY COMMUNITY LEARNING CENTERS	PASS-THROUGH	CALIFORNIA DEPARTMENT OF EDUCATION	23-14535-30010-4A	203,304
84.287	TWENTY-FIRST CENTURY COMMUNITY LEARNING CENTERS	PASS-THROUGH	CALIFORNIA DEPARTMENT OF EDUCATION	23-14765-30010-2A	31,726
84.305	EDUCATION RESEARCH, DEVELOPMENT AND DISSEMINATION	DIRECT	DEPARTMENT OF EDUCATION (ED)		6,147,995
84.305	EDUCATION RESEARCH, DEVELOPMENT AND DISSEMINATION	PASS-THROUGH	COLUMBIA UNIVERSITY	511151	186,294
84.305	EDUCATION RESEARCH, DEVELOPMENT AND DISSEMINATION	PASS-THROUGH	LEHIGH UNIVERSITY	544220-78001	68,147
84.305	EDUCATION RESEARCH, DEVELOPMENT AND DISSEMINATION	PASS-THROUGH	NEW YORK UNIVERSITY	F2309-02	37,985
84.305	EDUCATION RESEARCH, DEVELOPMENT AND DISSEMINATION	PASS-THROUGH	PENNSYLVANIA STATE UNIVERSITY	S003130-IES	(13,382)
84.305	EDUCATION RESEARCH, DEVELOPMENT AND DISSEMINATION	PASS-THROUGH	PUBLIC POLICY INSTITUTE OF CALIFORNIA	PPIC.202301	188,558
84.305	EDUCATION RESEARCH, DEVELOPMENT AND DISSEMINATION	PASS-THROUGH	TULANE UNIVERSITY OF LOUISIANA	TUL-SCC- 559827-21/2	157,137
84.305	EDUCATION RESEARCH, DEVELOPMENT AND DISSEMINATION	PASS-THROUGH	UNIVERSITY OF CHICAGO	AWD100044(SUB000047)	1,917
84.305	EDUCATION RESEARCH, DEVELOPMENT AND DISSEMINATION	PASS-THROUGH	UNIVERSITY OF CHICAGO	FP064959-01-PR	16,373
84.305	EDUCATION RESEARCH, DEVELOPMENT AND DISSEMINATION	PASS-THROUGH	UNIVERSITY OF GEORGIA	SUB00002772:1	107,986
84.305	EDUCATION RESEARCH, DEVELOPMENT AND DISSEMINATION	PASS-THROUGH	UNIVERSITY OF MISSOURI	C00072139-1:3	50,455
84.305	EDUCATION RESEARCH, DEVELOPMENT AND DISSEMINATION	PASS-THROUGH	UNIVERSITY OF NEBRASKA-LINCOLN	24-1714-0132-301	45,279
84.305	EDUCATION RESEARCH, DEVELOPMENT AND DISSEMINATION	PASS-THROUGH	UNIVERSITY OF SOUTH FLORIDA	1776-1081-00-A	34,758

University of California
Schedule of Expenditures of Federal Awards

For the Fiscal Year Ended June 30, 2024
(Expressed in Whole Dollars)

Assistance Listing Number	Federal Program Title	Additional Award Identification	Direct / Pass Through	Agency or Pass Through Entity	Pass Through No. or Other Identifier	Federal Expenditures	Funds Passed Through to Subrecipients
84.305	EDUCATION RESEARCH, DEVELOPMENT AND DISSEMINATION		PASS-THROUGH	UNIVERSITY OF TEXAS AT AUSTIN	UTAUS-SUB00000761	78,065	
84.305	EDUCATION RESEARCH, DEVELOPMENT AND DISSEMINATION		PASS-THROUGH	UNIVERSITY OF VIRGINIA	GR102868.SUB00000957	35,143	28,643
84.305	EDUCATION RESEARCH, DEVELOPMENT AND DISSEMINATION		PASS-THROUGH	UTAH STATE UNIVERSITY	204513-823:1	91,276	
84.305	EDUCATION RESEARCH, DEVELOPMENT AND DISSEMINATION		PASS-THROUGH	WESTED	S-00016176	3,775	
84.305	EDUCATION RESEARCH, DEVELOPMENT AND DISSEMINATION		PASS-THROUGH	WESTED	S-00017683:03	140,094	
84.305	EDUCATION RESEARCH, DEVELOPMENT AND DISSEMINATION		PASS-THROUGH	WESTED	S-00018364	80,166	
					Sub S-00020464		
					(R305S230006)		
84.305	EDUCATION RESEARCH, DEVELOPMENT AND DISSEMINATION		PASS-THROUGH	WESTED		2,577	
84.324	RESEARCH IN SPECIAL EDUCATION		DIRECT	DEPARTMENT OF EDUCATION (ED)		2,596,431	1,327,907
84.324	RESEARCH IN SPECIAL EDUCATION		PASS-THROUGH	PENNSYLVANIA STATE UNIVERSITY	S001170-IES	(482)	
84.324	RESEARCH IN SPECIAL EDUCATION		PASS-THROUGH	SAN DIEGO STATE UNIVERSITY	SA0000708	188,962	
84.324	RESEARCH IN SPECIAL EDUCATION		PASS-THROUGH	SAN DIEGO STATE UNIVERSITY	SA0000767	29,441	
84.324	RESEARCH IN SPECIAL EDUCATION		PASS-THROUGH	SCHOOL DISTRICT OF LEE COUNTY	20204551	56,568	
84.324	RESEARCH IN SPECIAL EDUCATION		PASS-THROUGH	UNIVERSITY OF MASSACHUSETTS BOSTON	B001458743	248,734	
84.325	SPECIAL EDUCATION - PERSONNEL DEVELOPMENT TO IMPROVE SERVICES AND RESULTS FOR CHILDREN WITH DISABILITIES		DIRECT	DEPARTMENT OF EDUCATION (ED)		775,000	197,231
84.325	SPECIAL EDUCATION - PERSONNEL DEVELOPMENT TO IMPROVE SERVICES AND RESULTS FOR CHILDREN WITH DISABILITIES		PASS-THROUGH	CAL STATE L.A. UNIVERSITY AUXILIARY SERVICES, INC. (UAS)	UCLA-G02631	28,188	
84.325	SPECIAL EDUCATION - PERSONNEL DEVELOPMENT TO IMPROVE SERVICES AND RESULTS FOR CHILDREN WITH DISABILITIES		PASS-THROUGH	CAL STATE L.A. UNIVERSITY AUXILIARY SERVICES, INC. (UAS)	UCLA-G02641	14,252	
84.326	SPECIAL EDUCATION TECHNICAL ASSISTANCE AND DISSEMINATION TO IMPROVE SERVICES AND RESULTS FOR CHILDREN WITH DISABILITIES		DIRECT	DEPARTMENT OF EDUCATION (ED)		229,262	
84.335	CHILD CARE ACCESS MEANS PARENTS IN SCHOOL		DIRECT	DEPARTMENT OF EDUCATION (ED)		1,382,095	
84.367	SUPPORTING EFFECTIVE INSTRUCTION STATE GRANTS		DIRECT	DEPARTMENT OF EDUCATION (ED)		20,635	
84.367	SUPPORTING EFFECTIVE INSTRUCTION STATE GRANTS		PASS-THROUGH	CALIFORNIA DEPARTMENT OF EDUCATION	156643001	(157,365)	
84.367	SUPPORTING EFFECTIVE INSTRUCTION STATE GRANTS		PASS-THROUGH	CALIFORNIA DEPARTMENT OF EDUCATION	22-15664-30010-01	1,181,455	
84.367	SUPPORTING EFFECTIVE INSTRUCTION STATE GRANTS		PASS-THROUGH	CALIFORNIA DEPARTMENT OF EDUCATION	22-15664-30010-02	1,725,000	
84.367	SUPPORTING EFFECTIVE INSTRUCTION STATE GRANTS		PASS-THROUGH	CALIFORNIA DEPARTMENT OF EDUCATION	23-15664-30010-01	2,479,802	
84.367	SUPPORTING EFFECTIVE INSTRUCTION STATE GRANTS		PASS-THROUGH	CALIFORNIA DEPARTMENT OF EDUCATION	23-15664-30010-02	1,393,752	
84.367	SUPPORTING EFFECTIVE INSTRUCTION STATE GRANTS		PASS-THROUGH	CALIFORNIA DEPARTMENT OF EDUCATION CURRICULUM AND INSTRUCTIO	ESSA22-CSP-UCSB	(6,374)	
84.367	SUPPORTING EFFECTIVE INSTRUCTION STATE GRANTS		PASS-THROUGH	LUNDQUIST INSTITUTE FOR BIOMEDICAL INNOVATION AT HARBOR-UCLA	ESSA22-CMP-UCD	10,311	
84.367	SUPPORTING EFFECTIVE INSTRUCTION STATE GRANTS		PASS-THROUGH	UNIVERSITY OF CALIFORNIA OFFICE OF THE PRESIDENT	ESSA23-CWP-UCR	35,990	
84.371	COMPREHENSIVE LITERACY DEVELOPMENT		DIRECT	DEPARTMENT OF EDUCATION (ED)		981	
84.411	EDUCATION INNOVATION AND RESEARCH (FORMERLY INVESTING IN INNOVATION (I3) FUND)		DIRECT	DEPARTMENT OF EDUCATION (ED)		3,473,614	
84.411	EDUCATION INNOVATION AND RESEARCH (FORMERLY INVESTING IN INNOVATION (I3) FUND)		PASS-THROUGH	COMMUNITY INITIATIVES	92-CA03-2022i3Network	160	
84.411	EDUCATION INNOVATION AND RESEARCH (FORMERLY INVESTING IN INNOVATION (I3) FUND)		PASS-THROUGH	LITERACY DESIGN COLLABORATIVE, INC	20220677	18,176	
84.411	EDUCATION INNOVATION AND RESEARCH (FORMERLY INVESTING IN INNOVATION (I3) FUND)		PASS-THROUGH	LITERACY DESIGN COLLABORATIVE, INC	20223043	88,797	
84.411	EDUCATION INNOVATION AND RESEARCH (FORMERLY INVESTING IN INNOVATION (I3) FUND)		PASS-THROUGH	NATIONAL WRITING PROJECT	92-CA03-2021i3WNTS	1,400	
84.411	EDUCATION INNOVATION AND RESEARCH (FORMERLY INVESTING IN INNOVATION (I3) FUND)		PASS-THROUGH	NORWALK PUBLIC SCHOOL DISTRICT	20234737	17,626	
84.423	SUPPORTING EFFECTIVE EDUCATOR DEVELOPMENT PROGRAM		PASS-THROUGH	UNIVERSITY OF KANSAS / UNIVERSITY OF KANSAS CENTER FOR RESEA	Sub FY2019-055 (U423A180029)	7,693	
84.RD	FEDERAL CONTRACTS		PASS-THROUGH	AMERICAN INSTITUTES FOR RESEARCH IN THE BEHAVIORAL SCIENCES	Sub PPIC.202302 (R305X220028)	121,530	
84.RD	FEDERAL CONTRACTS		PASS-THROUGH	PUBLIC POLICY INSTITUTE OF CALIFORNIA	Sub PPIC.202302 (R305X220028)	112,662	

University of California
Schedule of Expenditures of Federal Awards

For the Fiscal Year Ended June 30, 2024
(Expressed in Whole Dollars)

Assistance Listing Number	Federal Program Title	Additional Award Identification	Direct / Pass Through	Agency or Pass Through Entity	Pass Through No. or Other Identifier	Federal Expenditures	Funds Passed Through to Subrecipients
85.601	SMITHSONIAN INSTITUTION FELLOWSHIP PROGRAM		PASS-THROUGH	SMITHSONIAN INSTITUTION	SB230154	36,685	
93.008	MEDICAL RESERVE CORPS SMALL GRANT PROGRAM		PASS-THROUGH	NATIONAL ASSOCIATION OF COUNTY AND CITY HEALTH OFFICIALS	MRC RISE 22 - 2582	25,000	
93.011	NATIONAL ORGANIZATIONS OF STATE AND LOCAL OFFICIALS SPECIAL PROGRAMS FOR THE AGING, TITLE III, PART D, DISEASE PREVENTION AND HEALTH PROMOTION SERVICES		PASS-THROUGH	UNITED WOMEN OF EAST AFRICA	Sub G32-004 (HS42686)	4,137	
93.043	SPECIAL PROGRAMS FOR THE AGING, TITLE IV, AND TITLE II, DISCRETIONARY PROJECTS		DIRECT	DEPARTMENT OF HEALTH AND HUMAN SERVICES (HHS)		128,193	
93.048	CHRONIC DISEASES: RESEARCH, CONTROL, AND PREVENTION		PASS-THROUGH	USAGING	UCB-ADVC-01	36,611	
93.068	CHRONIC DISEASES: RESEARCH, CONTROL, AND PREVENTION		DIRECT	DEPARTMENT OF HEALTH AND HUMAN SERVICES (HHS)		1,258,064	31,828
93.068	CHRONIC DISEASES: RESEARCH, CONTROL, AND PREVENTION		PASS-THROUGH	AMERICAN COLLEGE OF RHEUMATOLOGY	ACR-5680745	4,000	
93.070	ENVIRONMENTAL PUBLIC HEALTH AND EMERGENCY RESPONSE		DIRECT	DEPARTMENT OF HEALTH AND HUMAN SERVICES (HHS)		1,409,197	
93.070	ENVIRONMENTAL PUBLIC HEALTH AND EMERGENCY RESPONSE		PASS-THROUGH	CALIFORNIA DEPARTMENT OF PUBLIC HEALTH	22-11167	8,294	
93.070	ENVIRONMENTAL PUBLIC HEALTH AND EMERGENCY RESPONSE		PASS-THROUGH	CALIFORNIA DEPARTMENT OF PUBLIC HEALTH	23-10731	23,969	
93.073	BIRTH DEFECTS AND DEVELOPMENTAL DISABILITIES - PREVENTION AND SURVEILLANCE		PASS-THROUGH	NATIONAL FRAGILE X FOUNDATION	21010101-Sub01	37,320	
93.073	BIRTH DEFECTS AND DEVELOPMENTAL DISABILITIES - PREVENTION AND SURVEILLANCE		PASS-THROUGH	UNIVERSITY OF NORTH CAROLINA AT CHAPEL HILL	A142665	119,190	
93.074	HOSPITAL PREPAREDNESS PROGRAM (HPP) AND PUBLIC HEALTH EMERGENCY PREPAREDNESS (PHEP) ALIGNED COOPERATIVE AGREEMENTS		PASS-THROUGH	COUNTY OF LOS ANGELES	H-708213:1	65,221	
93.077	FAMILY SMOKING PREVENTION AND TOBACCO CONTROL ACT REGULATORY RESEARCH		DIRECT	DEPARTMENT OF HEALTH AND HUMAN SERVICES (HHS)		1,508,924	168,224
93.077	FAMILY SMOKING PREVENTION AND TOBACCO CONTROL ACT REGULATORY RESEARCH		PASS-THROUGH	BRIGHAM AND WOMEN'S HOSPITAL	sub 122033 (HL147326)	(36,547)	
93.077	FAMILY SMOKING PREVENTION AND TOBACCO CONTROL ACT REGULATORY RESEARCH		PASS-THROUGH	UNIVERSITY OF MINNESOTA	A130268	97,475	
93.077	FAMILY SMOKING PREVENTION AND TOBACCO CONTROL ACT REGULATORY RESEARCH		PASS-THROUGH	UNIVERSITY OF PENNSYLVANIA	560236	(134,773)	
93.078	STRENGTHENING EMERGENCY CARE DELIVERY IN THE UNITED STATES HEALTHCARE SYSTEM THROUGH HEALTH INFORMATION AND PROMOTION		DIRECT	DEPARTMENT OF HEALTH AND HUMAN SERVICES (HHS)		153,838	
93.080	BLOOD DISORDER PROGRAM: PREVENTION, SURVEILLANCE, AND RESEARCH		DIRECT	DEPARTMENT OF HEALTH AND HUMAN SERVICES (HHS)		325,778	102,251
93.080	BLOOD DISORDER PROGRAM: PREVENTION, SURVEILLANCE, AND RESEARCH		PASS-THROUGH	CENTER FOR COMPREHENSIVE CARE & DIAGNOSIS OF INHERITED BLOOD	A136591	36,160	
93.080	BLOOD DISORDER PROGRAM: PREVENTION, SURVEILLANCE, AND RESEARCH		PASS-THROUGH	CENTER FOR COMPREHENSIVE CARE & DIAGNOSIS OF INHERITED BLOOD	A136703	48,283	
93.080	BLOOD DISORDER PROGRAM: PREVENTION, SURVEILLANCE, AND RESEARCH		PASS-THROUGH	CENTER FOR COMPREHENSIVE CARE & DIAGNOSIS OF INHERITED BLOOD	CIBDIX2020CDC-UCD	34,065	
93.080	BLOOD DISORDER PROGRAM: PREVENTION, SURVEILLANCE, AND RESEARCH		PASS-THROUGH	PUBLIC HEALTH INSTITUTE	A136927	5,095	
93.083	PREVENTION OF DISEASE, DISABILITY, AND DEATH THROUGH IMMUNIZATION AND CONTROL OF RESPIRATORY AND RELATED DISEASES		PASS-THROUGH	CARNEGIE MELLON UNIVERSITY	1990851- 468731	313,731	
93.084	PREVENTION OF DISEASE, DISABILITY, AND DEATH BY INFECTIOUS DISEASES		DIRECT	DEPARTMENT OF HEALTH AND HUMAN SERVICES (HHS)		3,210,733	773,265
93.084	PREVENTION OF DISEASE, DISABILITY, AND DEATH BY INFECTIOUS DISEASES		PASS-THROUGH	AEMS CORP.	A23-1138	11,054	
93.084	PREVENTION OF DISEASE, DISABILITY, AND DEATH BY INFECTIOUS DISEASES		PASS-THROUGH	EMORY UNIVERSITY	A142692	23,236	
93.084	PREVENTION OF DISEASE, DISABILITY, AND DEATH BY INFECTIOUS DISEASES		PASS-THROUGH	HARVARD PILGRIM HEALTH CARE	U54CK000611	41,057	
93.084	PREVENTION OF DISEASE, DISABILITY, AND DEATH BY INFECTIOUS DISEASES		PASS-THROUGH	NATIONAL TECHNOLOGY & ENGINEERING SOLUTIONS OF SANDIA, LLC	2350954	21,621	

University of California
Schedule of Expenditures of Federal Awards

For the Fiscal Year Ended June 30, 2024
(Expressed in Whole Dollars)

Assistance Listing Number	Federal Program Title	Additional Award Identification	Direct / Pass Through	Agency or Pass Through Entity	Pass Through No. or Other Identifier	Federal Expenditures	Funds Passed Through to Subrecipients
93.084	PREVENTION OF DISEASE, DISABILITY, AND DEATH BY INFECTIOUS DISEASES		PASS-THROUGH	STATE UNIVERSITY OF NEW YORK AT ALBANY	sub 8-98427	154,825	
93.084	PREVENTION OF DISEASE, DISABILITY, AND DEATH BY INFECTIOUS DISEASES		PASS-THROUGH	UNIVERSITY OF MARYLAND, COLLEGE PARK	20327	61,234	
93.084	PREVENTION OF DISEASE, DISABILITY, AND DEATH BY INFECTIOUS DISEASES		PASS-THROUGH	UNIVERSITY OF UTAH	10062903-02-UCLA:01	42,056	
93.087	ENHANCE SAFETY OF CHILDREN AFFECTED BY SUBSTANCE ABUSE		DIRECT	DEPARTMENT OF HEALTH AND HUMAN SERVICES (HHS)		4,560	
93.103	FOOD AND DRUG ADMINISTRATION RESEARCH		DIRECT	DEPARTMENT OF HEALTH AND HUMAN SERVICES (HHS)		10,737,223	4,461,310
93.103	FOOD AND DRUG ADMINISTRATION RESEARCH		PASS-THROUGH	AMERICAN COLLEGE OF MEDICAL TOXICOLOGY, INC.	A23-3407	26,555	
93.103	FOOD AND DRUG ADMINISTRATION RESEARCH		PASS-THROUGH	AMERICAN COLLEGE OF MEDICAL TOXICOLOGY, INC.	A23-3734	62,032	
93.103	FOOD AND DRUG ADMINISTRATION RESEARCH		PASS-THROUGH	CHILDREN'S HOSPITAL LOS ANGELES	RGF011721-B:4	23,187	
93.103	FOOD AND DRUG ADMINISTRATION RESEARCH		PASS-THROUGH	CHILDREN'S HOSPITAL MEDICAL CENTER	A138575	7,043	
93.103	FOOD AND DRUG ADMINISTRATION RESEARCH		PASS-THROUGH	CHILDREN'S HOSPITAL MEDICAL CENTER	OS00000308/315610	39,377	
93.103	FOOD AND DRUG ADMINISTRATION RESEARCH		PASS-THROUGH	COLUMBIA UNIVERSITY	1(GG018863-01)	6,458	
93.103	FOOD AND DRUG ADMINISTRATION RESEARCH		PASS-THROUGH	COLUMBIA UNIVERSITY	2(GG017607-04):4	191,331	
93.103	FOOD AND DRUG ADMINISTRATION RESEARCH		PASS-THROUGH	CUMBERLAND PHARMACEUTICALS INC.	20201844	19,795	
93.103	FOOD AND DRUG ADMINISTRATION RESEARCH		PASS-THROUGH	IOWA STATE UNIVERSITY	U01FD007683	40,053	
93.103	FOOD AND DRUG ADMINISTRATION RESEARCH		PASS-THROUGH	JOHNS HOPKINS UNIVERSITY	sub 2005529030 (FD005942)	88,985	
93.103	FOOD AND DRUG ADMINISTRATION RESEARCH		PASS-THROUGH	NCT HOLDINGS, INC.	Sub 20200271(FD006872)	1,025	
93.103	FOOD AND DRUG ADMINISTRATION RESEARCH		PASS-THROUGH	NEW YORK MEDICAL COLLEGE	A135160	1,847	
93.103	FOOD AND DRUG ADMINISTRATION RESEARCH		PASS-THROUGH	SEACOAST SCIENCE, INC.	Subcontract No: 22-11033SC	25,000	
93.103	FOOD AND DRUG ADMINISTRATION RESEARCH		PASS-THROUGH	UNIVERSITY OF KANSAS MEDICAL C	ZAD00001	(6,514)	
93.103	FOOD AND DRUG ADMINISTRATION RESEARCH		PASS-THROUGH	UNIVERSITY OF MINNESOTA	A143293	77,518	
93.103	FOOD AND DRUG ADMINISTRATION RESEARCH		PASS-THROUGH	UNIVERSITY OF MINNESOTA	Sub N008978101 (FD006335)	96,676	
93.103	FOOD AND DRUG ADMINISTRATION RESEARCH		PASS-THROUGH	UNIVERSITY OF TEXAS M.D. ANDERSON CANCER CENTER	A134732	18,330	
93.110	MATERNAL AND CHILD HEALTH FEDERAL CONSOLIDATED PROGRAMS		DIRECT	DEPARTMENT OF HEALTH AND HUMAN SERVICES (HHS)		2,600,757	191,608
93.110	MATERNAL AND CHILD HEALTH FEDERAL CONSOLIDATED PROGRAMS		PASS-THROUGH	ACADEMYHEALTH	A142861	65,606	
93.110	MATERNAL AND CHILD HEALTH FEDERAL CONSOLIDATED PROGRAMS		PASS-THROUGH	CENTER FOR COMPREHENSIVE CARE & DIAGNOSIS OF INHERITED BLOOD	CIBDIX2012HRSA - UCSD - 11	(796)	
93.110	MATERNAL AND CHILD HEALTH FEDERAL CONSOLIDATED PROGRAMS		PASS-THROUGH	CENTER FOR COMPREHENSIVE CARE & DIAGNOSIS OF INHERITED BLOOD	Sub CIBDIX2012HRSA - UCSD	25,309	
93.110	MATERNAL AND CHILD HEALTH FEDERAL CONSOLIDATED PROGRAMS		PASS-THROUGH	CENTER FOR COMPREHENSIVE CARE & DIAGNOSIS OF INHERITED BLOOD	Sub CIBDIX2012HRSA-UCSD-7	(415)	
93.110	MATERNAL AND CHILD HEALTH FEDERAL CONSOLIDATED PROGRAMS		PASS-THROUGH	HHT FOUNDATION INTERNATIONAL, INC.	A141634	138,356	
93.110	MATERNAL AND CHILD HEALTH FEDERAL CONSOLIDATED PROGRAMS		PASS-THROUGH	SAFE & SOUND	258860669	272	
93.110	MATERNAL AND CHILD HEALTH FEDERAL CONSOLIDATED PROGRAMS		PASS-THROUGH	UNIVERSITY HOSPITALS HEALTH SYSTEM, INC	A138635	2,726,584	119,960
93.113	ENVIRONMENTAL HEALTH		DIRECT	DEPARTMENT OF HEALTH AND HUMAN SERVICES (HHS)		29,944,391	2,869,637
93.113	ENVIRONMENTAL HEALTH		PASS-THROUGH	BAYLOR UNIVERSITY	1001398-02	24,137	
93.113	ENVIRONMENTAL HEALTH		PASS-THROUGH	BECKMAN RESEARCH INSTITUTE OF THE CITY OF HOPE	63427.2010840.669305	9,202	
93.113	ENVIRONMENTAL HEALTH		PASS-THROUGH	BECKMAN RESEARCH INSTITUTE OF THE CITY OF HOPE	A140324	112,816	
93.113	ENVIRONMENTAL HEALTH		PASS-THROUGH	CALIFORNIA STATE UNIVERSITY, EAST BAY	A142546	49,807	
93.113	ENVIRONMENTAL HEALTH		PASS-THROUGH	CHILDREN'S HOSPITAL LOS ANGELES	Sub 000012884-A (ES031247)	8,952	
93.113	ENVIRONMENTAL HEALTH		PASS-THROUGH	CHILDREN'S HOSPITAL MEDICAL CENTER	138845	503	
93.113	ENVIRONMENTAL HEALTH		PASS-THROUGH	CITY OF HOPE	63427.2010840.669302	61,569	
93.113	ENVIRONMENTAL HEALTH		PASS-THROUGH	CITY OF HOPE	63427.2010840.669303	74,660	

University of California
Schedule of Expenditures of Federal Awards

For the Fiscal Year Ended June 30, 2024
(Expressed in Whole Dollars)

Assistance Listing Number	Federal Program Title	Additional Award Identification	Direct / Pass Through	Agency or Pass Through Entity	Pass Through No. or Other Identifier	Federal Expenditures	Funds Passed Through to Subrecipients
93.113	ENVIRONMENTAL HEALTH		PASS-THROUGH	COLUMBIA UNIVERSITY	2(GG015112-01) Sub 3(GG010691)	92,828	
93.113	ENVIRONMENTAL HEALTH		PASS-THROUGH	COLUMBIA UNIVERSITY	(ES025225)	76	
93.113	ENVIRONMENTAL HEALTH		PASS-THROUGH	COLUMBIA UNIVERSITY IRVING MEDICAL CENTER	A143153	2,123	
93.113	ENVIRONMENTAL HEALTH		PASS-THROUGH	EMORY UNIVERSITY	A138346	29,016	
93.113	ENVIRONMENTAL HEALTH		PASS-THROUGH	EMORY UNIVERSITY	A758286	37,469	
93.113	ENVIRONMENTAL HEALTH		PASS-THROUGH	ICAHN SCHOOL OF MEDICINE AT MOUNT SINAI	0255-01834609	73,851	
93.113	ENVIRONMENTAL HEALTH		PASS-THROUGH	ICAHN SCHOOL OF MEDICINE AT MOUNT SINAI	0255-D111-4609	97,396	
93.113	ENVIRONMENTAL HEALTH		PASS-THROUGH	JOHNS HOPKINS UNIVERSITY	2004637746	5,970	
93.113	ENVIRONMENTAL HEALTH		PASS-THROUGH	JOHNS HOPKINS UNIVERSITY	R01ES034554	17,935	
93.113	ENVIRONMENTAL HEALTH		PASS-THROUGH	MCGILL UNIVERSITY	PT 80521	48,269	
93.113	ENVIRONMENTAL HEALTH		PASS-THROUGH	NEXILICO INC.	1R41ES034979	82,651	
93.113	ENVIRONMENTAL HEALTH		PASS-THROUGH	NORTHEASTERN UNIVERSITY	500821-78051	15,651	
93.113	ENVIRONMENTAL HEALTH		PASS-THROUGH	PRINCETON UNIVERSITY	SUB0000327:5	56,350	
93.113	ENVIRONMENTAL HEALTH		PASS-THROUGH	PUBLIC HEALTH INSTITUTE	01980	(5)	
93.113	ENVIRONMENTAL HEALTH		PASS-THROUGH	PUBLIC HEALTH INSTITUTE	A134840	69	
93.113	ENVIRONMENTAL HEALTH		PASS-THROUGH	SEATTLE CHILDREN'S HOSPITAL	A140919	271,937	
93.113	ENVIRONMENTAL HEALTH		PASS-THROUGH	SENSIT VENTURES, INC.	A22-0579	9,499	
93.113	ENVIRONMENTAL HEALTH		PASS-THROUGH	STANFORD UNIVERSITY	63219801-273753	25,662	
93.113	ENVIRONMENTAL HEALTH		PASS-THROUGH	STANFORD UNIVERSITY	63274026-281722	34,608	
93.113	ENVIRONMENTAL HEALTH		PASS-THROUGH	UNIVERSITY OF ARIZONA	510640	94,099	
93.113	ENVIRONMENTAL HEALTH		PASS-THROUGH	UNIVERSITY OF COLORADO BOULDER	Sub 1557262 (ES027853)	(41)	
93.113	ENVIRONMENTAL HEALTH		PASS-THROUGH	UNIVERSITY OF COLORADO DENVER	A143078	52,174	
93.113	ENVIRONMENTAL HEALTH		PASS-THROUGH	UNIVERSITY OF COLORADO DENVER	Sub FY17.625.007(ES027698)	727	
93.113	ENVIRONMENTAL HEALTH		PASS-THROUGH	UNIVERSITY OF IOWA	S01465-01	95,739	
93.113	ENVIRONMENTAL HEALTH		PASS-THROUGH	UNIVERSITY OF MISSOURI	C00062811-1	107,490	
93.113	ENVIRONMENTAL HEALTH		PASS-THROUGH	UNIVERSITY OF NEW MEXICO	3RNV8:2	151,884	
93.113	ENVIRONMENTAL HEALTH		PASS-THROUGH	UNIVERSITY OF NEW MEXICO	sub 3RHY2 (ES030993)	109,296	
93.113	ENVIRONMENTAL HEALTH		PASS-THROUGH	UNIVERSITY OF PITTSBURGH	AWD00007217	17,782	
93.113	ENVIRONMENTAL HEALTH		PASS-THROUGH	UNIVERSITY OF PITTSBURGH	sub AWD00007217 (139120-2)	21,915	
93.113	ENVIRONMENTAL HEALTH		PASS-THROUGH	UNIVERSITY OF SOUTH CAROLINA	23-5008	39,650	
93.113	ENVIRONMENTAL HEALTH		PASS-THROUGH	UNIVERSITY OF SOUTHERN CALIFORNIA	129828894	14,105	
93.113	ENVIRONMENTAL HEALTH		PASS-THROUGH	UNIVERSITY OF SOUTHERN CALIFORNIA	130031302	22,627	
93.113	ENVIRONMENTAL HEALTH		PASS-THROUGH	UNIVERSITY OF SOUTHERN CALIFORNIA	sub (139078656)(ES031074)	88,955	
93.113	ENVIRONMENTAL HEALTH		PASS-THROUGH	UNIVERSITY OF SOUTHERN CALIFORNIA	Sub SCON-00005404		
93.113	ENVIRONMENTAL HEALTH		PASS-THROUGH	UNIVERSITY OF SOUTHERN CALIFORNIA	(ES035137)	18,873	
93.113	ENVIRONMENTAL HEALTH		PASS-THROUGH	UNIVERSITY OF SOUTHERN CALIFORNIA	sub-138959000-ES032295	89,215	
93.113	ENVIRONMENTAL HEALTH		PASS-THROUGH	UNIVERSITY OF TEXAS AT AUSTIN	UTA20-000780	81,545	
93.113	ENVIRONMENTAL HEALTH		PASS-THROUGH	UNIVERSITY OF TEXAS AT AUSTIN	UT AUS-SUB00001137	35,544	
93.113	ENVIRONMENTAL HEALTH		PASS-THROUGH	UNIVERSITY OF UTAH	10060076-03	90,668	
93.113	ENVIRONMENTAL HEALTH		PASS-THROUGH	UNIVERSITY OF UTAH	10069327-01-UCR	15,052	
93.113	ENVIRONMENTAL HEALTH		PASS-THROUGH	WASHINGTON STATE UNIVERSITY	A140272	70,061	
93.117	PREVENTIVE MEDICINE RESIDENCY		DIRECT	DEPARTMENT OF HEALTH AND HUMAN SERVICES (HHS)		448,234	
93.121	ORAL DISEASES AND DISORDERS RESEARCH		DIRECT	DEPARTMENT OF HEALTH AND HUMAN SERVICES (HHS)		41,124,010	3,529,723
93.121	ORAL DISEASES AND DISORDERS RESEARCH		PASS-THROUGH	ALLANDER BIOTECHNOLOGIES, INC.	Davis20231030	73,668	
93.121	ORAL DISEASES AND DISORDERS RESEARCH		PASS-THROUGH	AMERICAN ASSOCIATION FOR DENTAL, ORAL, AND			
93.121	ORAL DISEASES AND DISORDERS RESEARCH		PASS-THROUGH	CRANIOFACIAL RESE	A142949	744	
93.121	ORAL DISEASES AND DISORDERS RESEARCH		PASS-THROUGH	CASE WESTERN RESERVE UNIVERSITY	A138286	(12,109)	
93.121	ORAL DISEASES AND DISORDERS RESEARCH		PASS-THROUGH	COLUMBIA UNIVERSITY	1(GG013390-01):4	1,273	
93.121	ORAL DISEASES AND DISORDERS RESEARCH		PASS-THROUGH	KAISER PERMANENTE CENTER FOR HEALTH RESEARCH	sub (DE029026) OOS030442-UCSD	66	

University of California
Schedule of Expenditures of Federal Awards

For the Fiscal Year Ended June 30, 2024
(Expressed in Whole Dollars)

Assistance Listing Number	Federal Program Title	Additional Award Identification	Direct / Pass Through	Agency or Pass Through Entity	Pass Through No. or Other Identifier	Federal Expenditures	Funds Passed Through to Subrecipients
93.121	ORAL DISEASES AND DISORDERS RESEARCH		PASS-THROUGH	LANKENAU INSTITUTE FOR MEDICAL RESEARCH MAYO CLINIC/MAYO FOUNDATION FOR MEDICAL EDUCATION &	06297-0798	71,574	
93.121	ORAL DISEASES AND DISORDERS RESEARCH		PASS-THROUGH	RESEARCH	CLA-300811-01:1	10,890	
93.121	ORAL DISEASES AND DISORDERS RESEARCH		PASS-THROUGH	NEW YORK UNIVERSITY	sub F7834-02 (DE029493)	20,228	
93.121	ORAL DISEASES AND DISORDERS RESEARCH		PASS-THROUGH	PHOENIX CHILDREN'S HOSPITAL	SITZMAN-20-05	27,766	
93.121	ORAL DISEASES AND DISORDERS RESEARCH		PASS-THROUGH	PHOENIX CHILDREN'S HOSPITAL	sub- (SITZMAN-20-09)	11,828	
93.121	ORAL DISEASES AND DISORDERS RESEARCH		PASS-THROUGH	SAN DIEGO STATE UNIVERSITY	A130947	(266)	
93.121	ORAL DISEASES AND DISORDERS RESEARCH		PASS-THROUGH	STANFORD UNIVERSITY	62619084-131209	112,780	
93.121	ORAL DISEASES AND DISORDERS RESEARCH		PASS-THROUGH	STANFORD UNIVERSITY	A130627	8	
93.121	ORAL DISEASES AND DISORDERS RESEARCH		PASS-THROUGH	UNIVERSITY OF ARIZONA	644198	39,654	
93.121	ORAL DISEASES AND DISORDERS RESEARCH		PASS-THROUGH	UNIVERSITY OF FLORIDA	SUB00003181:2	13,683	
93.121	ORAL DISEASES AND DISORDERS RESEARCH		PASS-THROUGH	UNIVERSITY OF ILLINOIS CHICAGO	A138584	22,560	
93.121	ORAL DISEASES AND DISORDERS RESEARCH		PASS-THROUGH	UNIVERSITY OF ILLINOIS URBANA-CHAMPAIGN	104529-18527:03	42,071	
93.121	ORAL DISEASES AND DISORDERS RESEARCH		PASS-THROUGH	UNIVERSITY OF MICHIGAN	SUBK00018366:2	482,656	
93.121	ORAL DISEASES AND DISORDERS RESEARCH		PASS-THROUGH	UNIVERSITY OF NORTH CAROLINA SYSTEM	5111994	155,672	
93.121	ORAL DISEASES AND DISORDERS RESEARCH		PASS-THROUGH	UNIVERSITY OF PENNSYLVANIA	573964	139,682	
93.121	ORAL DISEASES AND DISORDERS RESEARCH		PASS-THROUGH	UNIVERSITY OF PITTSBURGH	A140717	87,497	
93.121	ORAL DISEASES AND DISORDERS RESEARCH		PASS-THROUGH	UNIVERSITY OF PITTSBURGH	AWD00003955 135940-2	1,712	
93.121	ORAL DISEASES AND DISORDERS RESEARCH		PASS-THROUGH	UNIVERSITY OF PUERTO RICO	A141080	215,962	
93.121	ORAL DISEASES AND DISORDERS RESEARCH		PASS-THROUGH	UNIVERSITY OF SOUTHERN CALIFORNIA	132097943	349,902	54,629
93.121	ORAL DISEASES AND DISORDERS RESEARCH		PASS-THROUGH	UNIVERSITY OF SOUTHERN CALIFORNIA	132136349:4	767,023	
93.121	ORAL DISEASES AND DISORDERS RESEARCH		PASS-THROUGH	UNIVERSITY OF SOUTHERN CALIFORNIA	A135216	877,688	65,545
93.121	ORAL DISEASES AND DISORDERS RESEARCH		PASS-THROUGH	UNIVERSITY OF SOUTHERN CALIFORNIA	A137197	(3,854)	
93.121	ORAL DISEASES AND DISORDERS RESEARCH		PASS-THROUGH	UNIVERSITY OF SOUTHERN CALIFORNIA	SCON-00004370:1	90,420	
93.121	ORAL DISEASES AND DISORDERS RESEARCH		PASS-THROUGH	UNIVERSITY OF SOUTHERN CALIFORNIA	SCON-00005058	154,888	79,748
93.121	ORAL DISEASES AND DISORDERS RESEARCH		PASS-THROUGH	UNIVERSITY OF TEXAS HEALTH SCIENCE CENTER AT HOUSTON	A138790	149,136	
93.121	ORAL DISEASES AND DISORDERS RESEARCH		PASS-THROUGH	UNIVERSITY OF TEXAS HEALTH SCIENCE CENTER AT HOUSTON	A138917	228,981	
93.121	ORAL DISEASES AND DISORDERS RESEARCH		PASS-THROUGH	UNIVERSITY OF TEXAS HEALTH SCIENCE CENTER AT HOUSTON	A142764	126,354	
93.127	EMERGENCY MEDICAL SERVICES FOR CHILDREN		DIRECT	DEPARTMENT OF HEALTH AND HUMAN SERVICES (HHS)		607,259	237,288
93.127	EMERGENCY MEDICAL SERVICES FOR CHILDREN		PASS-THROUGH	EMORY UNIVERSITY	A142272	197,940	
93.127	EMERGENCY MEDICAL SERVICES FOR CHILDREN		PASS-THROUGH	RHODE ISLAND HOSPITAL	A134033	87,623	
93.127	EMERGENCY MEDICAL SERVICES FOR CHILDREN		PASS-THROUGH	UNIVERSITY AT BUFFALO (A STATE UNIVERSITY OF NEW YORK CAMPUS	sub R1352942 (MC33154)	15,539	
93.127	EMERGENCY MEDICAL SERVICES FOR CHILDREN		PASS-THROUGH	UNIVERSITY AT BUFFALO (A STATE UNIVERSITY OF NEW YORK CAMPUS	sub R1371974 (MC33154)	23,978	
93.127	EMERGENCY MEDICAL SERVICES FOR CHILDREN		PASS-THROUGH	UNIVERSITY OF TEXAS AT AUSTIN	A135276	40,826	
93.135	PROMOTION AND DISEASE PREVENTION CENTERS FOR RESEARCH AND DEMONSTRATION FOR HEALTH		DIRECT	DEPARTMENT OF HEALTH AND HUMAN SERVICES (HHS)		1,690,304	276,485
93.135	PROMOTION AND DISEASE PREVENTION CENTERS FOR RESEARCH AND DEMONSTRATION FOR HEALTH		PASS-THROUGH	CALIFORNIA DEPARTMENT OF PUBLIC HEALTH	SUB 18-10753	(30,863)	
93.135	PROMOTION AND DISEASE PREVENTION CENTERS FOR RESEARCH AND DEMONSTRATION FOR HEALTH		PASS-THROUGH	UNIVERSITY OF WASHINGTON	UWSC14018	20,760	
93.136	INJURY PREVENTION AND CONTROL RESEARCH AND STATE AND COMMUNITY BASED PROGRAMS		DIRECT	DEPARTMENT OF HEALTH AND HUMAN SERVICES (HHS)		1,537,041	441,188
93.136	INJURY PREVENTION AND CONTROL RESEARCH AND STATE AND COMMUNITY BASED PROGRAMS		PASS-THROUGH	CALIFORNIA DEPARTMENT OF PUBLIC HEALTH	22-10916 A1	253,360	
93.136	INJURY PREVENTION AND CONTROL RESEARCH AND STATE AND COMMUNITY BASED PROGRAMS		PASS-THROUGH	CALIFORNIA DEPARTMENT OF PUBLIC HEALTH	Sub 20-10737	(1,802)	
93.136	INJURY PREVENTION AND CONTROL RESEARCH AND STATE AND COMMUNITY BASED PROGRAMS		PASS-THROUGH	NATIONWIDE CHILDREN'S HOSPITAL	710071-0922-00:2	22,011	

University of California
Schedule of Expenditures of Federal Awards

For the Fiscal Year Ended June 30, 2024
(Expressed in Whole Dollars)

Assistance Listing Number	Federal Program Title	Additional Award Identification	Direct / Pass Through	Agency or Pass Through Entity	Pass Through No. or Other Identifier	Federal Expenditures	Funds Passed Through to Subrecipients
93.136	INJURY PREVENTION AND CONTROL RESEARCH AND STATE AND COMMUNITY BASED PROGRAMS		PASS-THROUGH	UNIVERSITY OF MISSOURI	C00078449-1	6,689	
93.137	COMMUNITY PROGRAMS TO IMPROVE MINORITY HEALTH GRANT PROGRAM		DIRECT	DEPARTMENT OF HEALTH AND HUMAN SERVICES (HHS)		585,248	
93.137	COMMUNITY PROGRAMS TO IMPROVE MINORITY HEALTH GRANT PROGRAM		PASS-THROUGH	CITY OF CHULA VISTA	SUB 2021-079	37,425	
93.137	COMMUNITY PROGRAMS TO IMPROVE MINORITY HEALTH GRANT PROGRAM		PASS-THROUGH	UNIVERSITY OF MARYLAND, COLLEGE PARK	106812-Q1055302	21,583	
93.142	NIEHS HAZARDOUS WASTE WORKER HEALTH AND SAFETY TRAINING		DIRECT	DEPARTMENT OF HEALTH AND HUMAN SERVICES (HHS)		1,926,369	594,016
93.143	NIEHS SUPERFUND HAZARDOUS SUBSTANCES_BASIC RESEARCH AND EDUCATION		DIRECT	DEPARTMENT OF HEALTH AND HUMAN SERVICES (HHS)		3,757,000	315,914
93.143	NIEHS SUPERFUND HAZARDOUS SUBSTANCES_BASIC RESEARCH AND EDUCATION		PASS-THROUGH	UNIVERSITY OF MINNESOTA	P008851003:1	11,430	
93.145	HIV-RELATED TRAINING AND TECHNICAL ASSISTANCE		DIRECT	DEPARTMENT OF HEALTH AND HUMAN SERVICES (HHS)		1,147,141	376,342
93.145	HIV-RELATED TRAINING AND TECHNICAL ASSISTANCE		PASS-THROUGH	CICATELLI ASSOCIATES INC	20201345	702,922	
93.145	HIV-RELATED TRAINING AND TECHNICAL ASSISTANCE		PASS-THROUGH	HEALTH RESEARCH, INC.	A136724	37,749	
93.145	HIV-RELATED TRAINING AND TECHNICAL ASSISTANCE		PASS-THROUGH	RUTGERS, THE STATE UNIVERSITY OF NEW JERSEY	A133797	76,067	
93.145	HIV-RELATED TRAINING AND TECHNICAL ASSISTANCE		PASS-THROUGH	UNIVERSITY OF ILLINOIS CHICAGO	A141878	14,076	
93.145	HIV-RELATED TRAINING AND TECHNICAL ASSISTANCE		PASS-THROUGH	UNIVERSITY OF ILLINOIS URBANA-CHAMPAIGN	19521	4,665	
93.145	HIV-RELATED TRAINING AND TECHNICAL ASSISTANCE		PASS-THROUGH	UNIVERSITY OF ILLINOIS URBANA-CHAMPAIGN	19463:1	13,680	
93.153	COORDINATED SERVICES AND ACCESS TO RESEARCH FOR WOMEN, INFANTS, CHILDREN, AND YOUTH (RYAN WHITE PROGRAM PART D WOMEN, INFANTS, CHILDREN AND YOUTH WICY PROGRAM)		DIRECT	DEPARTMENT OF HEALTH AND HUMAN SERVICES (HHS)		3,212,883	805,695
93.172	HUMAN GENOME RESEARCH		DIRECT	DEPARTMENT OF HEALTH AND HUMAN SERVICES (HHS)		47,113,119	11,376,218
93.172	HUMAN GENOME RESEARCH		PASS-THROUGH	ARMONICA TECHNOLOGIES, INC.	ATI-222246	128,811	
93.172	HUMAN GENOME RESEARCH		PASS-THROUGH	BAYLOR COLLEGE OF MEDICINE	A142685	46,038	
93.172	HUMAN GENOME RESEARCH		PASS-THROUGH	COLUMBIA UNIVERSITY	2(GG016544-01)	15,845	
93.172	HUMAN GENOME RESEARCH		PASS-THROUGH	COLUMBIA UNIVERSITY	A133569	(1,654)	
93.172	HUMAN GENOME RESEARCH		PASS-THROUGH	COLUMBIA UNIVERSITY	A143027	109,273	
93.172	HUMAN GENOME RESEARCH		PASS-THROUGH	CORNELL UNIVERSITY	A138330	405,531	
93.172	HUMAN GENOME RESEARCH		PASS-THROUGH	DANA-FARBER CANCER INSTITUTE, INC.	1309001	500,306	
93.172	HUMAN GENOME RESEARCH		PASS-THROUGH	EUROPEAN BIOINFORMATICS INSTITUTE	4559-03	300,394	
93.172	HUMAN GENOME RESEARCH		PASS-THROUGH	HARVARD UNIVERSITY	117112-5098555:8	(93)	
93.172	HUMAN GENOME RESEARCH		PASS-THROUGH	HARVARD UNIVERSITY	117357-5118288:3	214,157	
93.172	HUMAN GENOME RESEARCH		PASS-THROUGH	HARVARD UNIVERSITY	sub 144581-5116058 (HG011485)	207,605	
93.172	HUMAN GENOME RESEARCH		PASS-THROUGH	HARVARD UNIVERSITY	Sub 500792-78050 (HG012022)	69,846	
93.172	HUMAN GENOME RESEARCH		PASS-THROUGH	NORTHEASTERN UNIVERSITY	62528457-140138:2	22,308	
93.172	HUMAN GENOME RESEARCH		PASS-THROUGH	STANFORD UNIVERSITY	A138988	118,252	
93.172	HUMAN GENOME RESEARCH		PASS-THROUGH	STANFORD UNIVERSITY	A139289	334,114	
93.172	HUMAN GENOME RESEARCH		PASS-THROUGH	THE BROAD INSTITUTE, INC.	18-0296	620,755	
93.172	HUMAN GENOME RESEARCH		PASS-THROUGH	THE BROAD INSTITUTE, INC.	2U24HG010262	1,079,519	
93.172	HUMAN GENOME RESEARCH		PASS-THROUGH	THE BROAD INSTITUTE, INC.	Sub 5001321-5500001724	117,190	
93.172	HUMAN GENOME RESEARCH		PASS-THROUGH	THE BROAD INSTITUTE, INC.	Sub 210368-0224-11		
93.172	HUMAN GENOME RESEARCH		PASS-THROUGH	THE JACKSON LABORATORY	(HG011735)	82,510	
93.172	HUMAN GENOME RESEARCH		PASS-THROUGH	THE JACKSON LABORATORY	sub 210368-0225-20	20,680	
93.172	HUMAN GENOME RESEARCH		PASS-THROUGH	UNIVERSITY OF COLORADO SYSTEM	FY21.1067.001:AMD3	333,838	
93.172	HUMAN GENOME RESEARCH		PASS-THROUGH	UNIVERSITY OF CONNECTICUT	Sub UCHC7-129086047-A5	12,294	
93.172	HUMAN GENOME RESEARCH		PASS-THROUGH	UNIVERSITY OF CONNECTICUT	Sub UCHC7-140878217-A6	209,127	
93.172	HUMAN GENOME RESEARCH		PASS-THROUGH	UNIVERSITY OF CONNECTICUT	SUB UCHC7-162845374		
93.172	HUMAN GENOME RESEARCH		PASS-THROUGH	UNIVERSITY OF CONNECTICUT	(HG009889)	623,320	
93.172	HUMAN GENOME RESEARCH		PASS-THROUGH	UNIVERSITY OF NORTH CAROLINA AT CHARLOTTE	A140572	17,373	

University of California
Schedule of Expenditures of Federal Awards

For the Fiscal Year Ended June 30, 2024
(Expressed in Whole Dollars)

Assistance Listing Number	Federal Program Title	Additional Award Identification	Direct / Pass Through	Agency or Pass Through Entity	Pass Through No. or Other Identifier	Federal Expenditures	Funds Passed Through to Subrecipients
93.172	HUMAN GENOME RESEARCH		PASS-THROUGH	UNIVERSITY OF OKLAHOMA	2022-71	735	
93.172	HUMAN GENOME RESEARCH		PASS-THROUGH	UNIVERSITY OF SOUTHERN CALIFORNIA	SCON-00005353:2	88,474	
93.172	HUMAN GENOME RESEARCH		PASS-THROUGH	UNIVERSITY OF WASHINGTON	A138284	909,726	
93.172	HUMAN GENOME RESEARCH		PASS-THROUGH	UNIVERSITY OF WASHINGTON	UWSC14380	58,455	
93.172	HUMAN GENOME RESEARCH		PASS-THROUGH	WASHINGTON UNIVERSITY IN ST. LOUIS	WU-20-259	924,429	
93.172	HUMAN GENOME RESEARCH		PASS-THROUGH	WASHINGTON UNIVERSITY IN ST. LOUIS	WU-22-0141	70,007	
93.172	HUMAN GENOME RESEARCH		PASS-THROUGH	YALE UNIVERSITY	A142714	44,649	
93.172	HUMAN GENOME RESEARCH		PASS-THROUGH	YALE UNIVERSITY	CON-80004026	97,407	
93.172	HUMAN GENOME RESEARCH		PASS-THROUGH	YALE UNIVERSITY	CON-80004608	85,931	
					CON-80004886(GR122909)		
93.172	HUMAN GENOME RESEARCH		PASS-THROUGH	YALE UNIVERSITY	(RM1HG0	1,440,247	
					Sub CON-		
93.172	HUMAN GENOME RESEARCH		PASS-THROUGH	YALE UNIVERSITY	80004562(GR121156)	214,069	
					Sub CON-		
93.172	HUMAN GENOME RESEARCH		PASS-THROUGH	YALE UNIVERSITY	80004605(GR120853)	513,640	
93.173	RESEARCH RELATED TO DEAFNESS AND COMMUNICATION DISORDERS		DIRECT	DEPARTMENT OF HEALTH AND HUMAN SERVICES (HHS)		27,564,898	1,726,044
					sub ASUB00001093		
93.173	RESEARCH RELATED TO DEAFNESS AND COMMUNICATION DISORDERS		PASS-THROUGH	ARIZONA STATE UNIVERSITY	(DC020892)	88,618	
93.173	RESEARCH RELATED TO DEAFNESS AND COMMUNICATION DISORDERS		PASS-THROUGH	BOSTON UNIVERSITY	4500004863:004	141,364	
93.173	RESEARCH RELATED TO DEAFNESS AND COMMUNICATION DISORDERS		PASS-THROUGH	BOSTON UNIVERSITY	4500004865:004	56,930	
93.173	RESEARCH RELATED TO DEAFNESS AND COMMUNICATION DISORDERS		PASS-THROUGH	BOSTON UNIVERSITY	4500004866:005	339,519	
93.173	RESEARCH RELATED TO DEAFNESS AND COMMUNICATION DISORDERS		PASS-THROUGH	BOSTON UNIVERSITY	4500004867:004	(41,493)	
					Sub 1(GG013438-01)		
93.173	RESEARCH RELATED TO DEAFNESS AND COMMUNICATION DISORDERS		PASS-THROUGH	COLUMBIA UNIVERSITY	(DC019908)	20,417	
93.173	RESEARCH RELATED TO DEAFNESS AND COMMUNICATION DISORDERS		PASS-THROUGH	DUKE UNIVERSITY	A139413	257,079	
93.173	RESEARCH RELATED TO DEAFNESS AND COMMUNICATION DISORDERS		PASS-THROUGH	GEORGIA STATE UNIVERSITY	SP00015036-01	74,555	
93.173	RESEARCH RELATED TO DEAFNESS AND COMMUNICATION DISORDERS		PASS-THROUGH	JACARANDA BIOSCIENCES, INC.	A141081	(6,241)	
93.173	RESEARCH RELATED TO DEAFNESS AND COMMUNICATION DISORDERS		PASS-THROUGH	MASSACHUSETTS EYE AND EAR INFIRMARY	530879	15,187	
93.173	RESEARCH RELATED TO DEAFNESS AND COMMUNICATION DISORDERS		PASS-THROUGH	MASSACHUSETTS EYE AND EAR INFIRMARY	530750:04	101,830	
93.173	RESEARCH RELATED TO DEAFNESS AND COMMUNICATION DISORDERS		PASS-THROUGH	MASSACHUSETTS EYE AND EAR INFIRMARY	A138984	79,614	
93.173	RESEARCH RELATED TO DEAFNESS AND COMMUNICATION DISORDERS		PASS-THROUGH	MASSACHUSETTS EYE AND EAR INFIRMARY	A138985	472,386	
93.173	RESEARCH RELATED TO DEAFNESS AND COMMUNICATION DISORDERS		PASS-THROUGH	MASSACHUSETTS EYE AND EAR INFIRMARY	A139101	29,249	
93.173	RESEARCH RELATED TO DEAFNESS AND COMMUNICATION DISORDERS		PASS-THROUGH	MASSACHUSETTS EYE AND EAR INFIRMARY	Sub 531087 (DC015857)	58,474	
93.173	RESEARCH RELATED TO DEAFNESS AND COMMUNICATION DISORDERS		PASS-THROUGH	MEDICAL UNIVERSITY OF SOUTH CAROLINA	A23-0008-S001	29,240	
93.173	RESEARCH RELATED TO DEAFNESS AND COMMUNICATION DISORDERS		PASS-THROUGH	OREGON HEALTH & SCIENCE UNIVERSITY	1017463_UCRIVERSIDE	54,407	
					Sub 1016786_UCSD		
93.173	RESEARCH RELATED TO DEAFNESS AND COMMUNICATION DISORDERS		PASS-THROUGH	OREGON HEALTH & SCIENCE UNIVERSITY	(DC012938)	34,394	

University of California
Schedule of Expenditures of Federal Awards

For the Fiscal Year Ended June 30, 2024
(Expressed in Whole Dollars)

Assistance Listing Number	Federal Program Title	Additional Award Identification	Direct / Pass Through	Agency or Pass Through Entity	Pass Through No. or Other Identifier	Federal Expenditures	Funds Passed Through to Subrecipients
93.173	RESEARCH RELATED TO DEAFNESS AND COMMUNICATION DISORDERS		PASS-THROUGH	PURDUE UNIVERSITY RESEARCH FOUNDATION FOR THE STATE UNIVERSITY OF NEW YORK, TH	SUB 11001185-005 (DC019129)	29,697	
93.173	RESEARCH RELATED TO DEAFNESS AND COMMUNICATION DISORDERS		PASS-THROUGH		A128762	35,362	
93.173	RESEARCH RELATED TO DEAFNESS AND COMMUNICATION DISORDERS		PASS-THROUGH	STANFORD UNIVERSITY	62666308-20712	175,291	
93.173	RESEARCH RELATED TO DEAFNESS AND COMMUNICATION DISORDERS		PASS-THROUGH	TEMPLE UNIVERSITY	263001-UCI	3,517	
93.173	RESEARCH RELATED TO DEAFNESS AND COMMUNICATION DISORDERS		PASS-THROUGH	TEXAS A&M UNIVERSITY - COLLEGE STATION	M2201931	10,348	
93.173	RESEARCH RELATED TO DEAFNESS AND COMMUNICATION DISORDERS		PASS-THROUGH	UNIVERSITY OF COLORADO ANSCHUTZ MEDICAL CAMPUS	Sub FY24.909.002 (DC020697)	2,033	
93.173	RESEARCH RELATED TO DEAFNESS AND COMMUNICATION DISORDERS		PASS-THROUGH	UNIVERSITY OF FLORIDA	A137419	61,866	
93.173	RESEARCH RELATED TO DEAFNESS AND COMMUNICATION DISORDERS		PASS-THROUGH	UNIVERSITY OF FLORIDA	A139163	19,459	
93.173	RESEARCH RELATED TO DEAFNESS AND COMMUNICATION DISORDERS		PASS-THROUGH	UNIVERSITY OF KENTUCKY/THE UNIVERSITY OF KENTUCKY RESEARCH F	Sub 3210001602-21-013	29,095	
93.173	RESEARCH RELATED TO DEAFNESS AND COMMUNICATION DISORDERS		PASS-THROUGH	UNIVERSITY OF NEVADA, RENO	UNR-22-125 (DC016099)	12,011	
93.173	RESEARCH RELATED TO DEAFNESS AND COMMUNICATION DISORDERS		PASS-THROUGH	UNIVERSITY OF SOUTH CAROLINA	21-4369	(19,940)	
93.173	RESEARCH RELATED TO DEAFNESS AND COMMUNICATION DISORDERS		PASS-THROUGH	UNIVERSITY OF SOUTH CAROLINA	22-4900	(65,539)	
93.173	RESEARCH RELATED TO DEAFNESS AND COMMUNICATION DISORDERS		PASS-THROUGH	UNIVERSITY OF SOUTH CAROLINA	24-5774	281,875	
93.173	RESEARCH RELATED TO DEAFNESS AND COMMUNICATION DISORDERS		PASS-THROUGH	UNIVERSITY OF SOUTH FLORIDA	Sub 2121-1001-00-C (DC015901)	105,767	
93.173	RESEARCH RELATED TO DEAFNESS AND COMMUNICATION DISORDERS		PASS-THROUGH	UNIVERSITY OF SOUTHERN CALIFORNIA	127175722	14,029	
93.173	RESEARCH RELATED TO DEAFNESS AND COMMUNICATION DISORDERS		PASS-THROUGH	UNIVERSITY OF TEXAS AT AUSTIN	A130217	1,332	
93.173	RESEARCH RELATED TO DEAFNESS AND COMMUNICATION DISORDERS		PASS-THROUGH	UNIVERSITY OF WISCONSIN-MADISON	0000003276	264,508	
93.173	RESEARCH RELATED TO DEAFNESS AND COMMUNICATION DISORDERS		PASS-THROUGH	UNIVERSITY OF WISCONSIN-MADISON	Sub 830K966 (DC004336)	(55)	
93.185	IMMUNIZATION RESEARCH, DEMONSTRATION, PUBLIC INFORMATION AND EDUCATION TRAINING AND CLINICAL SKILLS IMPROVEMENT PROJECTS		PASS-THROUGH	ASSOCIATION OF UNIVERSITY CENTERS ON DISABILITIES INCORPORAT	12-8818-23	73,955	
93.185	IMMUNIZATION RESEARCH, DEMONSTRATION, PUBLIC INFORMATION AND EDUCATION TRAINING AND CLINICAL SKILLS IMPROVEMENT PROJECTS		PASS-THROUGH	NATIONAL FOUNDATION FOR THE CENTERS FOR DISEASE CONTROL AND	6003/43102	99,067	
93.185	IMMUNIZATION RESEARCH, DEMONSTRATION, PUBLIC INFORMATION AND EDUCATION TRAINING AND CLINICAL SKILLS IMPROVEMENT PROJECTS		PASS-THROUGH	UNIVERSITY OF ROCHESTER	417620G / URFAO: GR5	16,809	
93.185	IMMUNIZATION RESEARCH, DEMONSTRATION, PUBLIC INFORMATION AND EDUCATION TRAINING AND CLINICAL SKILLS IMPROVEMENT PROJECTS		PASS-THROUGH	UNIVERSITY OF ROCHESTER	SUB00000324/ GR53249	68,586	
93.185	IMMUNIZATION RESEARCH, DEMONSTRATION, PUBLIC INFORMATION AND EDUCATION TRAINING AND CLINICAL SKILLS IMPROVEMENT PROJECTS		PASS-THROUGH	UNIVERSITY OF ROCHESTER	SUB00000325/ GR53249	13,502	
93.185	IMMUNIZATION RESEARCH, DEMONSTRATION, PUBLIC INFORMATION AND EDUCATION TRAINING AND CLINICAL SKILLS IMPROVEMENT PROJECTS		PASS-THROUGH	UNIVERSITY OF ROCHESTER	SUB00000512AM1/URFAO	28,990	

University of California
Schedule of Expenditures of Federal Awards

For the Fiscal Year Ended June 30, 2024
(Expressed in Whole Dollars)

Assistance Listing Number	Federal Program Title	Additional Award Identification	Direct / Pass Through	Agency or Pass Through Entity	Pass Through No. or Other Identifier	Federal Expenditures	Funds Passed Through to Subrecipients
93.186	NATIONAL RESEARCH SERVICE AWARD IN PRIMARY CARE MEDICINE RESEARCH AND TRAINING IN COMPLEMENTARY AND INTEGRATIVE HEALTH		DIRECT	DEPARTMENT OF HEALTH AND HUMAN SERVICES (HHS)		823,447	
93.213	RESEARCH AND TRAINING IN COMPLEMENTARY AND INTEGRATIVE HEALTH		DIRECT	DEPARTMENT OF HEALTH AND HUMAN SERVICES (HHS)		14,401,754	1,322,996
93.213	RESEARCH AND TRAINING IN COMPLEMENTARY AND INTEGRATIVE HEALTH		PASS-THROUGH	CASE WESTERN RESERVE UNIVERSITY	SUB RES515760 (U01AT010598)	78,494	
93.213	RESEARCH AND TRAINING IN COMPLEMENTARY AND INTEGRATIVE HEALTH		PASS-THROUGH	EMORY UNIVERSITY	A659576:1 2200611-UCSD	115,384	
93.213	RESEARCH AND TRAINING IN COMPLEMENTARY AND INTEGRATIVE HEALTH		PASS-THROUGH	LOMA LINDA UNIVERSITY	(R01AT011691)	70,597	
93.213	RESEARCH AND TRAINING IN COMPLEMENTARY AND INTEGRATIVE HEALTH		PASS-THROUGH	MOUNT SINAI HEALTH SYSTEM, INC.	UH3AT009149	32,317	
93.213	RESEARCH AND TRAINING IN COMPLEMENTARY AND INTEGRATIVE HEALTH		PASS-THROUGH	NEW YORK UNIVERSITY	A132001	29,324	
93.213	RESEARCH AND TRAINING IN COMPLEMENTARY AND INTEGRATIVE HEALTH		PASS-THROUGH	PALMER COLLEGE OF CHIROPRACTIC	12274:05	65,419	
93.213	RESEARCH AND TRAINING IN COMPLEMENTARY AND INTEGRATIVE HEALTH		PASS-THROUGH	SPAULDING REHABILITATION HOSPITAL CORPORATION	500688	62,312	
93.213	RESEARCH AND TRAINING IN COMPLEMENTARY AND INTEGRATIVE HEALTH		PASS-THROUGH	SPAULDING REHABILITATION HOSPITAL CORPORATION	sub 500688 (AT012560)	84,271	
93.213	RESEARCH AND TRAINING IN COMPLEMENTARY AND INTEGRATIVE HEALTH		PASS-THROUGH	STANFORD UNIVERSITY	62270748-139496	114,756	
93.213	RESEARCH AND TRAINING IN COMPLEMENTARY AND INTEGRATIVE HEALTH		PASS-THROUGH	THE RAND CORPORATION	SCON-00000315:05	55,976	
93.213	RESEARCH AND TRAINING IN COMPLEMENTARY AND INTEGRATIVE HEALTH		PASS-THROUGH	TUFTS MEDICAL CENTER, INC.	5025098_SERV:1	114,635	
93.213	RESEARCH AND TRAINING IN COMPLEMENTARY AND INTEGRATIVE HEALTH		PASS-THROUGH	UNIVERSITY OF CONNECTICUT	Sub 403552 (AT010555)	50,286	
93.213	RESEARCH AND TRAINING IN COMPLEMENTARY AND INTEGRATIVE HEALTH		PASS-THROUGH	UNIVERSITY OF ILLINOIS CHICAGO	A141391	25,321	
93.213	RESEARCH AND TRAINING IN COMPLEMENTARY AND INTEGRATIVE HEALTH		PASS-THROUGH	UNIVERSITY OF MICHIGAN	SUBK00019805	40,276	
93.213	RESEARCH AND TRAINING IN COMPLEMENTARY AND INTEGRATIVE HEALTH		PASS-THROUGH	UNIVERSITY OF MICHIGAN	SUBK00019855	104,833	
93.213	RESEARCH AND TRAINING IN COMPLEMENTARY AND INTEGRATIVE HEALTH		PASS-THROUGH	UNIVERSITY OF UTAH	Sub 10063568-01-UCSD	79,761	
93.213	RESEARCH AND TRAINING IN COMPLEMENTARY AND INTEGRATIVE HEALTH		PASS-THROUGH	UNIVERSITY OF VIRGINIA	GR013886.SUB000000001 VPA 322745 Casmar	112,095	
93.213	RESEARCH AND TRAINING IN COMPLEMENTARY AND INTEGRATIVE HEALTH		PASS-THROUGH	VETERANS MEDICAL RESEARCH FOUNDATION OF SAN DIEGO	(AT010332) VPA 322762 Norman	9,954	
93.213	RESEARCH AND TRAINING IN COMPLEMENTARY AND INTEGRATIVE HEALTH		PASS-THROUGH	VETERANS MEDICAL RESEARCH FOUNDATION OF SAN DIEGO	(AT010332)	42,486	
93.213	RESEARCH AND TRAINING IN COMPLEMENTARY AND INTEGRATIVE HEALTH		PASS-THROUGH	VETERANS MEDICAL RESEARCH FOUNDATION OF SAN DIEGO	VPA LANG 322920(AT010332)	54,179	
93.213	RESEARCH AND TRAINING IN COMPLEMENTARY AND INTEGRATIVE HEALTH		PASS-THROUGH	VETERANS MEDICAL RESEARCH FOUNDATION OF SAN DIEGO	VPA LIU 322822(AT010332)	47,864	
93.225	NATIONAL RESEARCH SERVICE AWARDS HEALTH SERVICES RESEARCH TRAINING		DIRECT	DEPARTMENT OF HEALTH AND HUMAN SERVICES (HHS)		1,380,455	209,091
93.226	RESEARCH ON HEALTHCARE COSTS, QUALITY AND OUTCOMES		DIRECT	DEPARTMENT OF HEALTH AND HUMAN SERVICES (HHS)		8,361,876	1,612,007
93.226	RESEARCH ON HEALTHCARE COSTS, QUALITY AND OUTCOMES		PASS-THROUGH	BRIGHAM AND WOMEN'S HOSPITAL	A141040	115,928	
93.226	RESEARCH ON HEALTHCARE COSTS, QUALITY AND OUTCOMES		PASS-THROUGH	CHILDREN'S HOSPITAL	A142428	7,129	
93.226	RESEARCH ON HEALTHCARE COSTS, QUALITY AND OUTCOMES		PASS-THROUGH	CITY UNIVERSITY OF NEW YORK	CM00007327-02	205,476	
93.226	RESEARCH ON HEALTHCARE COSTS, QUALITY AND OUTCOMES		PASS-THROUGH	COLUMBIA UNIVERSITY	1(GG014652-02)	9,720	
93.226	RESEARCH ON HEALTHCARE COSTS, QUALITY AND OUTCOMES		PASS-THROUGH	COLUMBIA UNIVERSITY	G15865 (HS026493-04)	6,679	
93.226	RESEARCH ON HEALTHCARE COSTS, QUALITY AND OUTCOMES		PASS-THROUGH	INDIANA UNIVERSITY	A138131	139,932	

University of California
Schedule of Expenditures of Federal Awards

For the Fiscal Year Ended June 30, 2024
(Expressed in Whole Dollars)

Assistance Listing Number	Federal Program Title	Additional Award Identification	Direct / Pass Through	Agency or Pass Through Entity	Pass Through No. or Other Identifier	Federal Expenditures	Funds Passed Through to Subrecipients
93.226	RESEARCH ON HEALTHCARE COSTS, QUALITY AND OUTCOMES		PASS-THROUGH	INDIANA UNIVERSITY	Sub 9722-UCSD (HS028001) Sub A00-3805-S002	844	
93.226	RESEARCH ON HEALTHCARE COSTS, QUALITY AND OUTCOMES		PASS-THROUGH	MEDICAL UNIVERSITY OF SOUTH CAROLINA	(HS026491)	35,105	
93.226	RESEARCH ON HEALTHCARE COSTS, QUALITY AND OUTCOMES		PASS-THROUGH	OREGON HEALTH & SCIENCE UNIVERSITY	A143726	18,868	
93.226	RESEARCH ON HEALTHCARE COSTS, QUALITY AND OUTCOMES		PASS-THROUGH	SAEM RESEARCH FOUNDATION	A140731	(430)	
93.226	RESEARCH ON HEALTHCARE COSTS, QUALITY AND OUTCOMES		PASS-THROUGH	THE RAND CORPORATION	SCON-00000375:05	58,868	
93.226	RESEARCH ON HEALTHCARE COSTS, QUALITY AND OUTCOMES		PASS-THROUGH	THE RAND CORPORATION	Sub SCON-00000535 R18HS028578	41,540	
93.226	RESEARCH ON HEALTHCARE COSTS, QUALITY AND OUTCOMES		PASS-THROUGH	UNIVERSITY OF COLORADO ANSCHUTZ MEDICAL CAMPUS	(FY23.560.001)	55,920	
93.226	RESEARCH ON HEALTHCARE COSTS, QUALITY AND OUTCOMES		PASS-THROUGH	UNIVERSITY OF MINNESOTA	1R18HS028583-01A1	52,250	
93.226	RESEARCH ON HEALTHCARE COSTS, QUALITY AND OUTCOMES		PASS-THROUGH	UNIVERSITY OF MINNESOTA	A143283	129,738	
93.226	RESEARCH ON HEALTHCARE COSTS, QUALITY AND OUTCOMES		PASS-THROUGH	UNIVERSITY OF PITTSBURGH	A138026	14,133	
93.226	RESEARCH ON HEALTHCARE COSTS, QUALITY AND OUTCOMES		PASS-THROUGH	UNIVERSITY OF PITTSBURGH	AWD00004760 (136826-1)	23,989	
93.226	RESEARCH ON HEALTHCARE COSTS, QUALITY AND OUTCOMES		PASS-THROUGH	UNIVERSITY OF TEXAS HEALTH SCIENCE CENTER AT HOUSTON	A134380	51,779	
93.226	RESEARCH ON HEALTHCARE COSTS, QUALITY AND OUTCOMES		PASS-THROUGH	UNIVERSITY OF TEXAS HEALTH SCIENCE CENTER AT HOUSTON	A138912	184,611	
93.226	RESEARCH ON HEALTHCARE COSTS, QUALITY AND OUTCOMES		PASS-THROUGH	VANDERBILT UNIVERSITY MEDICAL CENTER	A141933	67,592	
93.233	NATIONAL CENTER ON SLEEP DISORDERS RESEARCH		DIRECT	DEPARTMENT OF HEALTH AND HUMAN SERVICES (HHS)		4,906,256	87,981
93.233	NATIONAL CENTER ON SLEEP DISORDERS RESEARCH		PASS-THROUGH	BETH ISRAEL DEACONESS MEDICAL CENTER	GRT65549	11,742	
93.233	NATIONAL CENTER ON SLEEP DISORDERS RESEARCH		PASS-THROUGH	BETH ISRAEL DEACONESS MEDICAL CENTER	P01HL149630/GRT65544	58,223	
93.233	NATIONAL CENTER ON SLEEP DISORDERS RESEARCH		PASS-THROUGH	KAISER FOUNDATION RESEARCH INSTITUTION	A140257	85,519	
93.233	NATIONAL CENTER ON SLEEP DISORDERS RESEARCH		PASS-THROUGH	LOYOLA UNIVERSITY OF CHICAGO	Sub 211467 (HL148271)	17,909	
93.233	NATIONAL CENTER ON SLEEP DISORDERS RESEARCH		PASS-THROUGH	TEXAS TECH UNIVERSITY	A139721	3,771	
93.233	NATIONAL CENTER ON SLEEP DISORDERS RESEARCH		PASS-THROUGH	UNIVERSITY OF COLORADO DENVER	A140973 OS00001414/PO#SPC-	33,054	
93.233	NATIONAL CENTER ON SLEEP DISORDERS RESEARCH		PASS-THROUGH	UNIVERSITY OF MIAMI	003348	23,446	
93.233	NATIONAL CENTER ON SLEEP DISORDERS RESEARCH		PASS-THROUGH	WAYNE STATE UNIVERSITY	WSU24059-A1	51,519	
93.236	GRANTS TO STATES TO SUPPORT ORAL HEALTH WORKFORCE ACTIVITIES		DIRECT	DEPARTMENT OF HEALTH AND HUMAN SERVICES (HHS)		240,061	
93.237	SPECIAL DIABETES PROGRAM FOR INDIANS DIABETES PREVENTION AND TREATMENT PROJECTS		PASS-THROUGH	UNIVERSITY OF MASSACHUSETTS AMHERST	A141920	157,840	
93.239	POLICY RESEARCH AND EVALUATION GRANTS		DIRECT	DEPARTMENT OF HEALTH AND HUMAN SERVICES (HHS)		147,002	
93.239	POLICY RESEARCH AND EVALUATION GRANTS		PASS-THROUGH	UNIVERSITY OF WISCONSIN-MADISON	1816	(1,902)	
93.239	POLICY RESEARCH AND EVALUATION GRANTS		PASS-THROUGH	UNIVERSITY OF WISCONSIN-MADISON	3587	40,973	
93.242	MENTAL HEALTH RESEARCH GRANTS		DIRECT	DEPARTMENT OF HEALTH AND HUMAN SERVICES (HHS)		191,641,074	29,527,231
93.242	MENTAL HEALTH RESEARCH GRANTS		PASS-THROUGH	ADVANCED MRI TECHNOLOGIES, LLC	052592	35,052	
93.242	MENTAL HEALTH RESEARCH GRANTS		PASS-THROUGH	ALLEN INSTITUTE	2022-0020	79,288	
93.242	MENTAL HEALTH RESEARCH GRANTS		PASS-THROUGH	ALLEN INSTITUTE	SUB 20170566 (MH114827)	(19,484)	
93.242	MENTAL HEALTH RESEARCH GRANTS		PASS-THROUGH	ALLEN INSTITUTE	Sub 2022-0639 (MH13019)	158,632	
93.242	MENTAL HEALTH RESEARCH GRANTS		PASS-THROUGH	BAYLOR COLLEGE OF MEDICINE	P700000605:02 Sub P700000841	16,980	
93.242	MENTAL HEALTH RESEARCH GRANTS		PASS-THROUGH	BAYLOR UNIVERSITY MEDICAL CENTER	(MH128439)	11,841	
93.242	MENTAL HEALTH RESEARCH GRANTS		PASS-THROUGH	BOSTON UNIVERSITY	4500003534	86,458	
93.242	MENTAL HEALTH RESEARCH GRANTS		PASS-THROUGH	BROWN UNIVERSITY	00001819:2	32,844	
93.242	MENTAL HEALTH RESEARCH GRANTS		PASS-THROUGH	CALIFORNIA INSTITUTE OF TECHNOLOGY	S456163:04	140,129	
93.242	MENTAL HEALTH RESEARCH GRANTS		PASS-THROUGH	CALIFORNIA INSTITUTE OF TECHNOLOGY	S490482:03	527,478	
93.242	MENTAL HEALTH RESEARCH GRANTS		PASS-THROUGH	CALIFORNIA INSTITUTE OF TECHNOLOGY	S539519	445,901	
93.242	MENTAL HEALTH RESEARCH GRANTS		PASS-THROUGH	CALIFORNIA INSTITUTE OF TECHNOLOGY	Sub S539299 (MH128336)	154,677	
93.242	MENTAL HEALTH RESEARCH GRANTS		PASS-THROUGH	CENTRE FOR ADDICTION AND MENTAL HEALTH	SUB - 20-339 (MH112815)	762,657	
93.242	MENTAL HEALTH RESEARCH GRANTS		PASS-THROUGH	CENTRE FOR ADDICTION AND MENTAL HEALTH	SUB 20-423 (MH119285)	(1,406)	
93.242	MENTAL HEALTH RESEARCH GRANTS		PASS-THROUGH	CESHAR ZIMBABWE (CENTRE FOR SEXUAL HEALTH, HIV & AIDS RESEA	A141274	5,525	

University of California
Schedule of Expenditures of Federal Awards

For the Fiscal Year Ended June 30, 2024
(Expressed in Whole Dollars)

Assistance Listing Number	Federal Program Title	Additional Award Identification	Direct / Pass Through	Agency or Pass Through Entity	Pass Through No. or Other Identifier	Federal Expenditures	Funds Passed Through to Subrecipients
				CESHAR ZIMBABWE (CENTRE FOR SEXUAL HEALTH, HIV & AIDS RESEA	NIH-PREP-01	79,509	
93.242	MENTAL HEALTH RESEARCH GRANTS		PASS-THROUGH	CHILD MIND INSTITUTE INC	1R01MH115363 SubN3:4	19,378	
93.242	MENTAL HEALTH RESEARCH GRANTS		PASS-THROUGH	CHILD MIND INSTITUTE INC	A142026	32,729	
93.242	MENTAL HEALTH RESEARCH GRANTS		PASS-THROUGH	CHILDREN'S HOSPITAL LOS ANGELES	000014266-B:3	84,740	
93.242	MENTAL HEALTH RESEARCH GRANTS		PASS-THROUGH	CHILDREN'S HOSPITAL MEDICAL CENTER	A133638	216	
					SUB CCF22019354		
93.242	MENTAL HEALTH RESEARCH GRANTS		PASS-THROUGH	CLEVELAND CLINIC LERNER COLLEGE OF MEDICINE	(R01MH124530)	11,139	
93.242	MENTAL HEALTH RESEARCH GRANTS		PASS-THROUGH	COLD SPRING HARBOR LABORATORY	55490612	17,073	
93.242	MENTAL HEALTH RESEARCH GRANTS		PASS-THROUGH	COLD SPRING HARBOR LABORATORY	64580540/64580544:4	31,587	
93.242	MENTAL HEALTH RESEARCH GRANTS		PASS-THROUGH	COLD SPRING HARBOR LABORATORY	65500314:2	153,003	
93.242	MENTAL HEALTH RESEARCH GRANTS		PASS-THROUGH	COLD SPRING HARBOR LABORATORY	SUB 65290213	75,766	
93.242	MENTAL HEALTH RESEARCH GRANTS		PASS-THROUGH	COLUMBIA UNIVERSITY	1(GG013760-01):3	37,226	
93.242	MENTAL HEALTH RESEARCH GRANTS		PASS-THROUGH	COLUMBIA UNIVERSITY	GG012936-05	17,548	
93.242	MENTAL HEALTH RESEARCH GRANTS		PASS-THROUGH	COLUMBIA UNIVERSITY	RF1MH128969	43,304	
93.242	MENTAL HEALTH RESEARCH GRANTS		PASS-THROUGH	CORNELL UNIVERSITY	212138-2:2	(568)	
93.242	MENTAL HEALTH RESEARCH GRANTS		PASS-THROUGH	CORNELL UNIVERSITY	228241-2	36,615	
93.242	MENTAL HEALTH RESEARCH GRANTS		PASS-THROUGH	DIGITAL ARTEFACTS L.L.C.	Sub 20162384 (MH099964)	141,081	
93.242	MENTAL HEALTH RESEARCH GRANTS		PASS-THROUGH	DREXEL UNIVERSITY	800106-b	(7,987)	
93.242	MENTAL HEALTH RESEARCH GRANTS		PASS-THROUGH	DUKE UNIVERSITY	303001887 (MH111671)	14,385	
93.242	MENTAL HEALTH RESEARCH GRANTS		PASS-THROUGH	DUKE UNIVERSITY	sub A034434 (MH124612)	207	
93.242	MENTAL HEALTH RESEARCH GRANTS		PASS-THROUGH	EASTERN VIRGINIA MEDICAL SCHOOL	S181471-01	167,667	
93.242	MENTAL HEALTH RESEARCH GRANTS		PASS-THROUGH	EMMA PENDELTON BRADLEY HOSPITAL	712-7678:1	17,345	
93.242	MENTAL HEALTH RESEARCH GRANTS		PASS-THROUGH	EMORY UNIVERSITY	SUB - A395267 (MH108826)	183,702	
93.242	MENTAL HEALTH RESEARCH GRANTS		PASS-THROUGH	EPIGEN BIOSCIENCES, INC.	Sub 20173585 (MH115529)	11,289	
93.242	MENTAL HEALTH RESEARCH GRANTS		PASS-THROUGH	GEORGIA STATE UNIVERSITY	SP00015792-01:2	4,661	
93.242	MENTAL HEALTH RESEARCH GRANTS		PASS-THROUGH	GEORGIA STATE UNIVERSITY	SUB SP00015049-01	63,429	
93.242	MENTAL HEALTH RESEARCH GRANTS		PASS-THROUGH	HARVARD UNIVERSITY	136462-5126490	2,834	
93.242	MENTAL HEALTH RESEARCH GRANTS		PASS-THROUGH	HARVARD UNIVERSITY	168051-5120004:03	405,663	
93.242	MENTAL HEALTH RESEARCH GRANTS		PASS-THROUGH	HARVARD UNIVERSITY	A141300	522,966	
93.242	MENTAL HEALTH RESEARCH GRANTS		PASS-THROUGH	HARVARD UNIVERSITY	A141793	415,420	
93.242	MENTAL HEALTH RESEARCH GRANTS		PASS-THROUGH	HARVARD UNIVERSITY	SUB 150864.5120538.0002	514,217	
93.242	MENTAL HEALTH RESEARCH GRANTS		PASS-THROUGH	HELUNA HEALTH	1068.0101	34,447	
93.242	MENTAL HEALTH RESEARCH GRANTS		PASS-THROUGH	HELUNA HEALTH	0761.0104	90,397	
93.242	MENTAL HEALTH RESEARCH GRANTS		PASS-THROUGH	HELUNA HEALTH	A134549	(1,511)	
93.242	MENTAL HEALTH RESEARCH GRANTS		PASS-THROUGH	HELUNA HEALTH	A136121	33,871	
93.242	MENTAL HEALTH RESEARCH GRANTS		PASS-THROUGH	HELUNA HEALTH	A141534	29,820	
93.242	MENTAL HEALTH RESEARCH GRANTS		PASS-THROUGH	HELUNA HEALTH	A142464	49,315	
93.242	MENTAL HEALTH RESEARCH GRANTS		PASS-THROUGH	HOFSTRA UNIVERSITY	A142115	38,664	
93.242	MENTAL HEALTH RESEARCH GRANTS		PASS-THROUGH	ICAHN SCHOOL OF MEDICINE AT MOUNT SINAI	0255-F491-4609	141,389	
93.242	MENTAL HEALTH RESEARCH GRANTS		PASS-THROUGH	ICAHN SCHOOL OF MEDICINE AT MOUNT SINAI	A137171	334,584	
					Sub 2004807807		
93.242	MENTAL HEALTH RESEARCH GRANTS		PASS-THROUGH	JOHNS HOPKINS UNIVERSITY	(MH123423)	513,428	
					Sub 2005604582		
93.242	MENTAL HEALTH RESEARCH GRANTS		PASS-THROUGH	JOHNS HOPKINS UNIVERSITY	(MH126707)	333,621	
93.242	MENTAL HEALTH RESEARCH GRANTS		PASS-THROUGH	KITWARE, INC.	K003082-00-S02:01	145,399	
93.242	MENTAL HEALTH RESEARCH GRANTS		PASS-THROUGH	LAUREATE INSTITUTE FOR BRAIN RESEARCH	2021-020-UCLA:4	27,940	
93.242	MENTAL HEALTH RESEARCH GRANTS		PASS-THROUGH	LAUREATE INSTITUTE FOR BRAIN RESEARCH	2022-015-UCLA:2	17,820	
					Sub 2022-015-UCSD		
93.242	MENTAL HEALTH RESEARCH GRANTS		PASS-THROUGH	LAUREATE INSTITUTE FOR BRAIN RESEARCH	(MH122688)	335,424	
					Sub 2022-017-UCSD-Y2		
93.242	MENTAL HEALTH RESEARCH GRANTS		PASS-THROUGH	LAUREATE INSTITUTE FOR BRAIN RESEARCH	(MH12859)	64,896	

University of California
Schedule of Expenditures of Federal Awards

For the Fiscal Year Ended June 30, 2024
(Expressed in Whole Dollars)

Assistance Listing Number	Federal Program Title	Additional Award Identification	Direct / Pass Through	Agency or Pass Through Entity	Pass Through No. or Other Identifier	Federal Expenditures	Funds Passed Through to Subrecipients
93.242	MENTAL HEALTH RESEARCH GRANTS		PASS-THROUGH	LUNDQUIST INSTITUTE FOR BIOMEDICAL INNOVATION AT HARBOR-UCLA	PM-32138-01	28,940	
93.242	MENTAL HEALTH RESEARCH GRANTS		PASS-THROUGH	MAHIDOL UNIVERSITY	A133968	167,748	
93.242	MENTAL HEALTH RESEARCH GRANTS		PASS-THROUGH	MEDICAL COLLEGE OF WISCONSIN	Sub 30213056 (MH133849)	52,705	
93.242	MENTAL HEALTH RESEARCH GRANTS		PASS-THROUGH	MICHIGAN STATE UNIVERSITY	RC112665M	25,475	
93.242	MENTAL HEALTH RESEARCH GRANTS		PASS-THROUGH	NEW YORK UNIVERSITY	A142667	211,883	
93.242	MENTAL HEALTH RESEARCH GRANTS		PASS-THROUGH	NEW YORK UNIVERSITY	SUB F2163-01 (MH125261-03)	87,548	
93.242	MENTAL HEALTH RESEARCH GRANTS		PASS-THROUGH	NO/AIDS TASK FORCE	NATF-5671954	(92,839)	
93.242	MENTAL HEALTH RESEARCH GRANTS		PASS-THROUGH	NORTHERN CALIFORNIA INSTITUTE FOR RESEARCH AND EDUCATION, IN	A135991	51,700	
93.242	MENTAL HEALTH RESEARCH GRANTS		PASS-THROUGH	NORTHERN CALIFORNIA INSTITUTE FOR RESEARCH AND EDUCATION, IN	NEY2150-01	296,827	
93.242	MENTAL HEALTH RESEARCH GRANTS		PASS-THROUGH	OHIO STATE UNIVERSITY	GR128259 / SPC-10000	76,263	
93.242	MENTAL HEALTH RESEARCH GRANTS		PASS-THROUGH	PENNSYLVANIA STATE UNIVERSITY	S003054-DHHS	(502)	
93.242	MENTAL HEALTH RESEARCH GRANTS		PASS-THROUGH	PRINCETON UNIVERSITY	SUB0000532(MH128776)	313,177	
93.242	MENTAL HEALTH RESEARCH GRANTS		PASS-THROUGH	PRINCETON UNIVERSITY	SUB0000699	13,793	
93.242	MENTAL HEALTH RESEARCH GRANTS		PASS-THROUGH	PRINCETON UNIVERSITY	SUB0000701	380,376	
93.242	MENTAL HEALTH RESEARCH GRANTS		PASS-THROUGH	PRINCETON UNIVERSITY	SUB0000703	123,767	
93.242	MENTAL HEALTH RESEARCH GRANTS		PASS-THROUGH	RADIATION MONITORING DEVICES, INC.	R44MH135525 Period 1	35,923	
93.242	MENTAL HEALTH RESEARCH GRANTS		PASS-THROUGH	RESEARCH FOUNDATION FOR MENTAL HYGIENE	056590	171,617	
93.242	MENTAL HEALTH RESEARCH GRANTS		PASS-THROUGH	RESEARCH FOUNDATION FOR MENTAL HYGIENE	156083:2	123,233	
93.242	MENTAL HEALTH RESEARCH GRANTS		PASS-THROUGH	RESEARCH FOUNDATION FOR MENTAL HYGIENE	A141787	22,370	
93.242	MENTAL HEALTH RESEARCH GRANTS		PASS-THROUGH	RESEARCH FOUNDATION FOR MENTAL HYGIENE	P50MH109429	6,108	
93.242	MENTAL HEALTH RESEARCH GRANTS		PASS-THROUGH	RESEARCH FOUNDATION FOR MENTAL HYGIENE	PO 158896	13,597	
93.242	MENTAL HEALTH RESEARCH GRANTS		PASS-THROUGH	RESEARCH FOUNDATION FOR MENTAL HYGIENE	Sub PO 154206 (MH124045)	60,474	
93.242	MENTAL HEALTH RESEARCH GRANTS		PASS-THROUGH	RUTGERS, THE STATE UNIVERSITY OF NEW JERSEY	SUB00002681	62,492	
93.242	MENTAL HEALTH RESEARCH GRANTS		PASS-THROUGH	SAINTE-JUSTINE UNIVERSITY HOSPITAL CENTER	E10262	30,826	
93.242	MENTAL HEALTH RESEARCH GRANTS		PASS-THROUGH	SALK INSTITUTE FOR BIOLOGICAL STUDIES	30124087	45,840	
93.242	MENTAL HEALTH RESEARCH GRANTS		PASS-THROUGH	SALK INSTITUTE FOR BIOLOGICAL STUDIES	A17-0057-S006	24	
93.242	MENTAL HEALTH RESEARCH GRANTS		PASS-THROUGH	SALK INSTITUTE FOR BIOLOGICAL STUDIES	A17-0057-S007:4	(65)	
93.242	MENTAL HEALTH RESEARCH GRANTS		PASS-THROUGH	SALK INSTITUTE FOR BIOLOGICAL STUDIES	A17-0057-S008:4	(48)	
93.242	MENTAL HEALTH RESEARCH GRANTS		PASS-THROUGH	SALK INSTITUTE FOR BIOLOGICAL STUDIES	A20-0017-S002(U01		
93.242	MENTAL HEALTH RESEARCH GRANTS		PASS-THROUGH	SALK INSTITUTE FOR BIOLOGICAL STUDIES	MH121282)	84	
93.242	MENTAL HEALTH RESEARCH GRANTS		PASS-THROUGH	SALK INSTITUTE FOR BIOLOGICAL STUDIES	A21-0039-		
93.242	MENTAL HEALTH RESEARCH GRANTS		PASS-THROUGH	SALK INSTITUTE FOR BIOLOGICAL STUDIES	S001(UG3MH123394)	1,571	
93.242	MENTAL HEALTH RESEARCH GRANTS		PASS-THROUGH	SALK INSTITUTE FOR BIOLOGICAL STUDIES	A23-0024-S003	1,614,620	
93.242	MENTAL HEALTH RESEARCH GRANTS		PASS-THROUGH	SALK INSTITUTE FOR BIOLOGICAL STUDIES	SUB - A17-0057-S005		
93.242	MENTAL HEALTH RESEARCH GRANTS		PASS-THROUGH	SALK INSTITUTE FOR BIOLOGICAL STUDIES	(MH114831)	(177)	
93.242	MENTAL HEALTH RESEARCH GRANTS		PASS-THROUGH	SALK INSTITUTE FOR BIOLOGICAL STUDIES	Sub A23-0024-		
93.242	MENTAL HEALTH RESEARCH GRANTS		PASS-THROUGH	SALK INSTITUTE FOR BIOLOGICAL STUDIES	S001/145558790	5,940,622	
93.242	MENTAL HEALTH RESEARCH GRANTS		PASS-THROUGH	SALK INSTITUTE FOR BIOLOGICAL STUDIES	Sub D11166-02 SA939 A1		
93.242	MENTAL HEALTH RESEARCH GRANTS		PASS-THROUGH	SAN DIEGO STATE UNIVERSITY	5A9188	80,623	
93.242	MENTAL HEALTH RESEARCH GRANTS		PASS-THROUGH	STANFORD UNIVERSITY	62199004-140720	(9,243)	
93.242	MENTAL HEALTH RESEARCH GRANTS		PASS-THROUGH	STANFORD UNIVERSITY	A126357	(212)	
93.242	MENTAL HEALTH RESEARCH GRANTS		PASS-THROUGH	STANFORD UNIVERSITY	A129854	(16)	
93.242	MENTAL HEALTH RESEARCH GRANTS		PASS-THROUGH	STANFORD UNIVERSITY	A131524	(9,177)	
93.242	MENTAL HEALTH RESEARCH GRANTS		PASS-THROUGH	STANFORD UNIVERSITY	A133269	(79,006)	
93.242	MENTAL HEALTH RESEARCH GRANTS		PASS-THROUGH	STANFORD UNIVERSITY	A137031	21,448	
93.242	MENTAL HEALTH RESEARCH GRANTS		PASS-THROUGH	TEMPLE UNIVERSITY	264202-UC	129,496	
93.242	MENTAL HEALTH RESEARCH GRANTS		PASS-THROUGH	TEMPLE UNIVERSITY	A140700	129,577	
93.242	MENTAL HEALTH RESEARCH GRANTS		PASS-THROUGH	TENDEL THERAPIES INC.	A22-2624	438,518	
93.242	MENTAL HEALTH RESEARCH GRANTS		PASS-THROUGH	TEXAS TECH UNIVERSITY	21F010-01	4,027	

University of California
Schedule of Expenditures of Federal Awards

For the Fiscal Year Ended June 30, 2024
(Expressed in Whole Dollars)

Assistance Listing Number	Federal Program Title	Additional Award Identification	Pass Through No. or Other		Funds Passed Through to Subrecipients
			Direct / Pass Through	Agency or Pass Through Entity	
93.242	MENTAL HEALTH RESEARCH GRANTS		PASS-THROUGH	THE BROAD INSTITUTE, INC.	Sub 5002032-5500002015
93.242	MENTAL HEALTH RESEARCH GRANTS		PASS-THROUGH	THE GENERAL HOSPITAL CORPORATION	A136730
93.242	MENTAL HEALTH RESEARCH GRANTS		PASS-THROUGH	THE HEKTOEN INSTITUTE OF MEDICINE	50082-R01-UCLA02:6
93.242	MENTAL HEALTH RESEARCH GRANTS		PASS-THROUGH	THE SCRIPPS RESEARCH INSTITUTE	Sub 5-50366 (MH100175)
					sub 5-54369
93.242	MENTAL HEALTH RESEARCH GRANTS		PASS-THROUGH	THE SCRIPPS RESEARCH INSTITUTE	(1RF1MH123224)
93.242	MENTAL HEALTH RESEARCH GRANTS		PASS-THROUGH	THE SCRIPPS RESEARCH INSTITUTE	Sub 5-54631 (MH100175)
93.242	MENTAL HEALTH RESEARCH GRANTS		PASS-THROUGH	THE SCRIPPS RESEARCH INSTITUTE	Sub 5-54899 (MH126719)
93.242	MENTAL HEALTH RESEARCH GRANTS		PASS-THROUGH	THE UNIVERSITY OF ALABAMA AT BIRMINGHAM	000535911-SC001:A01
93.242	MENTAL HEALTH RESEARCH GRANTS		PASS-THROUGH	THE UNIVERSITY OF ALABAMA AT BIRMINGHAM	A125075
93.242	MENTAL HEALTH RESEARCH GRANTS		PASS-THROUGH	THE UNIVERSITY OF ALABAMA AT BIRMINGHAM	A132404
93.242	MENTAL HEALTH RESEARCH GRANTS		PASS-THROUGH	THE UNIVERSITY OF ALABAMA AT BIRMINGHAM	A141248
93.242	MENTAL HEALTH RESEARCH GRANTS		PASS-THROUGH	THINK NOW INCORPORATED	20232617
93.242	MENTAL HEALTH RESEARCH GRANTS		PASS-THROUGH	THINK NOW INCORPORATED	053719
93.242	MENTAL HEALTH RESEARCH GRANTS		PASS-THROUGH	TRANSLUCENCE BIOSYSTEMS LLC	TB-5603858
93.242	MENTAL HEALTH RESEARCH GRANTS		PASS-THROUGH	TULANE UNIVERSITY OF LOUISIANA	TUL-HSC-561951-23/24
93.242	MENTAL HEALTH RESEARCH GRANTS		PASS-THROUGH	UNIVERSITY OF ARKANSAS FOR MEDICAL SCIENCES	7R34MH129217-02
93.242	MENTAL HEALTH RESEARCH GRANTS		PASS-THROUGH	UNIVERSITY OF CHICAGO	FP056858-02-PR:4
					Sub AWD100409
93.242	MENTAL HEALTH RESEARCH GRANTS		PASS-THROUGH	UNIVERSITY OF CHICAGO	SUB000000146
93.242	MENTAL HEALTH RESEARCH GRANTS		PASS-THROUGH	UNIVERSITY OF CONNECTICUT	A129388
93.242	MENTAL HEALTH RESEARCH GRANTS		PASS-THROUGH	UNIVERSITY OF FLORIDA	A132009
93.242	MENTAL HEALTH RESEARCH GRANTS		PASS-THROUGH	UNIVERSITY OF ILLINOIS CHICAGO	A138867
93.242	MENTAL HEALTH RESEARCH GRANTS		PASS-THROUGH	UNIVERSITY OF IOWA	S02439-01:2
93.242	MENTAL HEALTH RESEARCH GRANTS		PASS-THROUGH	UNIVERSITY OF MARYLAND, BALTIMORE	20095
93.242	MENTAL HEALTH RESEARCH GRANTS		PASS-THROUGH	UNIVERSITY OF MARYLAND, BALTIMORE	206443:1649 Mod 4
93.242	MENTAL HEALTH RESEARCH GRANTS		PASS-THROUGH	UNIVERSITY OF MARYLAND, BALTIMORE COUNTY	HHS00089-01
93.242	MENTAL HEALTH RESEARCH GRANTS		PASS-THROUGH	UNIVERSITY OF MARYLAND, COLLEGE PARK	113392-Z0524201
					017117-9044 /
93.242	MENTAL HEALTH RESEARCH GRANTS		PASS-THROUGH	UNIVERSITY OF MASSACHUSETTS AMHERST	R21MH126326
					Sub SUB000000331
93.242	MENTAL HEALTH RESEARCH GRANTS		PASS-THROUGH	UNIVERSITY OF MASSACHUSETTS CHAN MEDICAL SCHOOL	(MH129701)
93.242	MENTAL HEALTH RESEARCH GRANTS		PASS-THROUGH	UNIVERSITY OF MIAMI	OS00001411:1
93.242	MENTAL HEALTH RESEARCH GRANTS		PASS-THROUGH	UNIVERSITY OF MIAMI	Sub 663805 (MH100942)
					sub OS00001315
93.242	MENTAL HEALTH RESEARCH GRANTS		PASS-THROUGH	UNIVERSITY OF MIAMI	(MH134269)
93.242	MENTAL HEALTH RESEARCH GRANTS		PASS-THROUGH	UNIVERSITY OF MICHIGAN	A131812
93.242	MENTAL HEALTH RESEARCH GRANTS		PASS-THROUGH	UNIVERSITY OF MICHIGAN	A135771
93.242	MENTAL HEALTH RESEARCH GRANTS		PASS-THROUGH	UNIVERSITY OF MICHIGAN	A137821
93.242	MENTAL HEALTH RESEARCH GRANTS		PASS-THROUGH	UNIVERSITY OF MICHIGAN	SUBK00016106
93.242	MENTAL HEALTH RESEARCH GRANTS		PASS-THROUGH	UNIVERSITY OF MINNESOTA	A132275
					Sub N008707701
93.242	MENTAL HEALTH RESEARCH GRANTS		PASS-THROUGH	UNIVERSITY OF MINNESOTA	(MH119569)
					sub N010516501
93.242	MENTAL HEALTH RESEARCH GRANTS		PASS-THROUGH	UNIVERSITY OF MINNESOTA	(MH131645)
93.242	MENTAL HEALTH RESEARCH GRANTS		PASS-THROUGH	UNIVERSITY OF MISSOURI - ST. LOUIS	A130695
93.242	MENTAL HEALTH RESEARCH GRANTS		PASS-THROUGH	UNIVERSITY OF NAIROBI	A132549
93.242	MENTAL HEALTH RESEARCH GRANTS		PASS-THROUGH	UNIVERSITY OF NORTH CAROLINA AT CHAPEL HILL	A129304
93.242	MENTAL HEALTH RESEARCH GRANTS		PASS-THROUGH	UNIVERSITY OF NORTH CAROLINA AT CHAPEL HILL	A138930
93.242	MENTAL HEALTH RESEARCH GRANTS		PASS-THROUGH	UNIVERSITY OF NORTH CAROLINA AT CHAPEL HILL	sub 5121310 (MH128034)
93.242	MENTAL HEALTH RESEARCH GRANTS		PASS-THROUGH	UNIVERSITY OF NORTH CAROLINA AT CHAPEL HILL	Sub 5123437 (HL157075)
93.242	MENTAL HEALTH RESEARCH GRANTS		PASS-THROUGH	UNIVERSITY OF NORTH CAROLINA AT CHAPEL HILL	sub 5124143 (MH118955)
93.242	MENTAL HEALTH RESEARCH GRANTS		PASS-THROUGH	UNIVERSITY OF NORTH CAROLINA AT CHAPEL HILL	sub 5128491 (MH133028)
93.242	MENTAL HEALTH RESEARCH GRANTS		PASS-THROUGH	UNIVERSITY OF OREGON	217310A:2

University of California
Schedule of Expenditures of Federal Awards

For the Fiscal Year Ended June 30, 2024
(Expressed in Whole Dollars)

Assistance Listing Number	Federal Program Title	Additional Award Identification	Direct / Pass Through	Agency or Pass Through Entity	Pass Through No. or Other	Funds Passed Through to Subrecipients
					Identifier Federal Expenditures	
93.242	MENTAL HEALTH RESEARCH GRANTS		PASS-THROUGH	UNIVERSITY OF OXFORD	A143039	93,657
93.242	MENTAL HEALTH RESEARCH GRANTS		PASS-THROUGH	UNIVERSITY OF PENNSYLVANIA	588680	111,760
93.242	MENTAL HEALTH RESEARCH GRANTS		PASS-THROUGH	UNIVERSITY OF PENNSYLVANIA	586272:1	62,195
93.242	MENTAL HEALTH RESEARCH GRANTS		PASS-THROUGH	UNIVERSITY OF PENNSYLVANIA	586407:1	329,941
93.242	MENTAL HEALTH RESEARCH GRANTS		PASS-THROUGH	UNIVERSITY OF PENNSYLVANIA	sub 589269 (MH098742)	14,900
93.242	MENTAL HEALTH RESEARCH GRANTS		PASS-THROUGH	UNIVERSITY OF PITTSBURGH	AWD00006422 (800947-1)	13,205
93.242	MENTAL HEALTH RESEARCH GRANTS		PASS-THROUGH	UNIVERSITY OF PITTSBURGH	SUB AWD00004543	32,849
					sub SUB00000728 / UR FAO	
93.242	MENTAL HEALTH RESEARCH GRANTS		PASS-THROUGH	UNIVERSITY OF ROCHESTER	GR	54,984
93.242	MENTAL HEALTH RESEARCH GRANTS		PASS-THROUGH	UNIVERSITY OF SOUTH FLORIDA	1255-1186-00-C	73,145
93.242	MENTAL HEALTH RESEARCH GRANTS		PASS-THROUGH	UNIVERSITY OF SOUTHERN CALIFORNIA	138402253:3	65,715
93.242	MENTAL HEALTH RESEARCH GRANTS		PASS-THROUGH	UNIVERSITY OF SOUTHERN CALIFORNIA	A137507	189,923
93.242	MENTAL HEALTH RESEARCH GRANTS		PASS-THROUGH	UNIVERSITY OF SOUTHERN CALIFORNIA	A138356	68,604
93.242	MENTAL HEALTH RESEARCH GRANTS		PASS-THROUGH	UNIVERSITY OF SOUTHERN CALIFORNIA	SCON-00002462:2	4,735
93.242	MENTAL HEALTH RESEARCH GRANTS		PASS-THROUGH	UNIVERSITY OF SOUTHERN CALIFORNIA	Sub 104478552 (MH115005)	(21,889)
93.242	MENTAL HEALTH RESEARCH GRANTS		PASS-THROUGH	UNIVERSITY OF SOUTHERN CALIFORNIA	Sub 111299562 (MH116990)	91,976
93.242	MENTAL HEALTH RESEARCH GRANTS		PASS-THROUGH	UNIVERSITY OF TEXAS AT AUSTIN	UT AUS-SUB00001010	15,533
93.242	MENTAL HEALTH RESEARCH GRANTS		PASS-THROUGH	UNIVERSITY OF TEXAS AT DALLAS	Sub 1705329 (MH112620)	(18,014)
				UNIVERSITY OF TEXAS HEALTH SCIENCE CENTER AT SAN		
93.242	MENTAL HEALTH RESEARCH GRANTS		PASS-THROUGH	ANTONIO	169329/1169328	348,672
93.242	MENTAL HEALTH RESEARCH GRANTS		PASS-THROUGH	UNIVERSITY OF TEXAS SOUTHWESTERN MEDICAL CENTER	GMO190607 PO 0000017	91,236
93.242	MENTAL HEALTH RESEARCH GRANTS		PASS-THROUGH	UNIVERSITY OF TEXAS SOUTHWESTERN MEDICAL CENTER	GMO210205 PO000002231	97,333
93.242	MENTAL HEALTH RESEARCH GRANTS		PASS-THROUGH	UNIVERSITY OF TEXAS SOUTHWESTERN MEDICAL CENTER	GMO220315 PO00000026	276,228
93.242	MENTAL HEALTH RESEARCH GRANTS		PASS-THROUGH	UNIVERSITY OF UTAH	Sub 10067759-01-UCSD	30,985
93.242	MENTAL HEALTH RESEARCH GRANTS		PASS-THROUGH	UNIVERSITY OF VIRGINIA	GB10691.PO#2133383:0	(49,655)
93.242	MENTAL HEALTH RESEARCH GRANTS		PASS-THROUGH	UNIVERSITY OF VIRGINIA	GR100563.SUB00000201	680,783
93.242	MENTAL HEALTH RESEARCH GRANTS		PASS-THROUGH	UNIVERSITY OF WASHINGTON	A128481	(207)
				Sub UWSC11075		
93.242	MENTAL HEALTH RESEARCH GRANTS		PASS-THROUGH	UNIVERSITY OF WASHINGTON	(MH111520)	(1)
93.242	MENTAL HEALTH RESEARCH GRANTS		PASS-THROUGH	UNIVERSITY OF WASHINGTON	UWSC13719:1	79,295
93.242	MENTAL HEALTH RESEARCH GRANTS		PASS-THROUGH	UNIVERSITY OF WISCONSIN-MADISON	A142370	82,643
93.242	MENTAL HEALTH RESEARCH GRANTS		PASS-THROUGH	VANDERBILT UNIVERSITY	61519:3	11,556
93.242	MENTAL HEALTH RESEARCH GRANTS		PASS-THROUGH	VANDERBILT UNIVERSITY	OSA00000284	176,040
				SUB OSA00000113		
93.242	MENTAL HEALTH RESEARCH GRANTS		PASS-THROUGH	VANDERBILT UNIVERSITY	(MH129634)	61,580
93.242	MENTAL HEALTH RESEARCH GRANTS		PASS-THROUGH	VANDERBILT UNIVERSITY MEDICAL CENTER	A139038	275,590
				Sub VUMC86231		
93.242	MENTAL HEALTH RESEARCH GRANTS		PASS-THROUGH	VANDERBILT UNIVERSITY MEDICAL CENTER	(MH123563)	60,841
93.242	MENTAL HEALTH RESEARCH GRANTS		PASS-THROUGH	VANDERBILT UNIVERSITY MEDICAL CENTER	VUMC95241	333,840
				VPA BARNES 325439		
93.242	MENTAL HEALTH RESEARCH GRANTS		PASS-THROUGH	VETERANS MEDICAL RESEARCH FOUNDATION OF SAN DIEGO	(MH123650)	16,576
93.242	MENTAL HEALTH RESEARCH GRANTS		PASS-THROUGH	VETERANS MEDICAL RESEARCH FOUNDATION OF SAN DIEGO	VPA Beliakova-Bethell 32678	10,669
93.242	MENTAL HEALTH RESEARCH GRANTS		PASS-THROUGH	VETERANS MEDICAL RESEARCH FOUNDATION OF SAN DIEGO	VPA RAMANATHAN 325434	48,077
93.242	MENTAL HEALTH RESEARCH GRANTS		PASS-THROUGH	VIRGINIA POLYTECHNIC INSTITUTE AND STATE UNIVERSITY	R01MH110504	22,428
93.242	MENTAL HEALTH RESEARCH GRANTS		PASS-THROUGH	VIRTUALLY BETTER, INC.	20191615	(9,235)
93.242	MENTAL HEALTH RESEARCH GRANTS		PASS-THROUGH	WASHINGTON UNIVERSITY IN ST. LOUIS	A132011	(199)
93.242	MENTAL HEALTH RESEARCH GRANTS		PASS-THROUGH	WASHINGTON UNIVERSITY IN ST. LOUIS	A140955	67,660
93.242	MENTAL HEALTH RESEARCH GRANTS		PASS-THROUGH	WASHINGTON UNIVERSITY IN ST. LOUIS	Sub WU-19-35 (MH118031)	27,509

University of California
Schedule of Expenditures of Federal Awards

For the Fiscal Year Ended June 30, 2024
(Expressed in Whole Dollars)

Assistance Listing Number	Federal Program Title	Additional Award Identification	Direct / Pass Through	Agency or Pass Through Entity	Pass Through No. or Other Identifier	Federal Expenditures	Funds Passed Through to Subrecipients
93.242	MENTAL HEALTH RESEARCH GRANTS		PASS-THROUGH	WASHINGTON UNIVERSITY IN ST. LOUIS	Sub WU-24-0474 (MH127187)	6,283	
93.242	MENTAL HEALTH RESEARCH GRANTS		PASS-THROUGH	WASHINGTON UNIVERSITY IN ST. LOUIS	WU-19-436-MOD-3	142	
93.242	MENTAL HEALTH RESEARCH GRANTS		PASS-THROUGH	WASHINGTON UNIVERSITY IN ST. LOUIS	WU-21-52:3	53,505	26,536
93.242	MENTAL HEALTH RESEARCH GRANTS		PASS-THROUGH	WITS HEALTH CONSORTIUM (PTY) LIMITED	A140061	12,049	
93.242	MENTAL HEALTH RESEARCH GRANTS		PASS-THROUGH	YALE UNIVERSITY	A141362	248,301	
93.242	MENTAL HEALTH RESEARCH GRANTS		PASS-THROUGH	YALE UNIVERSITY	CON-80003685	(36,771)	
93.242	MENTAL HEALTH RESEARCH GRANTS		PASS-THROUGH	YALE UNIVERSITY	CON-80003879	(12,073)	
93.242	MENTAL HEALTH RESEARCH GRANTS		PASS-THROUGH	YALE UNIVERSITY	CON-80004667	340,688	
93.242	MENTAL HEALTH RESEARCH GRANTS		PASS-THROUGH	YALE UNIVERSITY	CON-80005169	1,204,356	
93.242	MENTAL HEALTH RESEARCH GRANTS		PASS-THROUGH	YALE UNIVERSITY	CON-80005185	593,895	
93.242	MENTAL HEALTH RESEARCH GRANTS		PASS-THROUGH	YALE UNIVERSITY	SUB GR110976 (CON-80002784)	489,602	
93.243	SUBSTANCE ABUSE AND MENTAL HEALTH SERVICES PROJECTS OF REGIONAL AND NATIONAL SIGNIFICANCE		DIRECT	DEPARTMENT OF HEALTH AND HUMAN SERVICES (HHS)		639,961	
93.243	SUBSTANCE ABUSE AND MENTAL HEALTH SERVICES PROJECTS OF REGIONAL AND NATIONAL SIGNIFICANCE		PASS-THROUGH	CALIFORNIA ACADEMY OF FAMILY PHYSICIANS FOUNDATION	A23-3327	66,881	
93.243	SUBSTANCE ABUSE AND MENTAL HEALTH SERVICES PROJECTS OF REGIONAL AND NATIONAL SIGNIFICANCE		PASS-THROUGH	COUNCIL ON ALCOHOLISM AND DRUG ABUSE, THE	SB220039	42,555	
93.243	SUBSTANCE ABUSE AND MENTAL HEALTH SERVICES PROJECTS OF REGIONAL AND NATIONAL SIGNIFICANCE		PASS-THROUGH	NATIONWIDE CHILDREN'S HOSPITAL	A138737	3,836	
93.243	SUBSTANCE ABUSE AND MENTAL HEALTH SERVICES PROJECTS OF REGIONAL AND NATIONAL SIGNIFICANCE		PASS-THROUGH	OLIVE VIEW-UCLA EDUCATION & RESEARCH INSTITUTE, INC.	22-33:R2	49,279	
93.243	SUBSTANCE ABUSE AND MENTAL HEALTH SERVICES PROJECTS OF REGIONAL AND NATIONAL SIGNIFICANCE		PASS-THROUGH	WAKE FOREST UNIVERSITY HEALTH SCIENCES	197-45117-10000113589	121,403	
93.247	ADVANCED NURSING EDUCATION WORKFORCE GRANT PROGRAM		DIRECT	DEPARTMENT OF HEALTH AND HUMAN SERVICES (HHS)		779,933	
93.250	GERIATRIC ACADEMIC CAREER AWARDS DEPARTMENT OF HEALTH AND HUMAN SERVICES		DIRECT	DEPARTMENT OF HEALTH AND HUMAN SERVICES (HHS)		8,067	
93.260	FAMILY PLANNING PERSONNEL TRAINING		PASS-THROUGH	JOHN SNOW, INC.	A143520	57,457	
93.262	OCCUPATIONAL SAFETY AND HEALTH PROGRAM		DIRECT	DEPARTMENT OF HEALTH AND HUMAN SERVICES (HHS) CPWR - THE CENTER FOR CONSTRUCTION RESEARCH AND TRAINING		7,298,689	417,980
93.262	OCCUPATIONAL SAFETY AND HEALTH PROGRAM		PASS-THROUGH	IOWA STATE UNIVERSITY	A134466	292,001	180,889
93.262	OCCUPATIONAL SAFETY AND HEALTH PROGRAM		PASS-THROUGH	MARSHFIELD CLINIC RESEARCH FOUNDATION	024996B	196,032	
93.262	OCCUPATIONAL SAFETY AND HEALTH PROGRAM		PASS-THROUGH	MARSHFIELD CLINIC RESEARCH FOUNDATION	5 U54OH009568-13-00	38,626	
93.262	OCCUPATIONAL SAFETY AND HEALTH PROGRAM		PASS-THROUGH	MARSHFIELD CLINIC RESEARCH FOUNDATION	606955-00	81,898	
93.262	OCCUPATIONAL SAFETY AND HEALTH PROGRAM		PASS-THROUGH	OHIO STATE UNIVERSITY	SPC-1000007190 / GR1	35,761	
93.262	OCCUPATIONAL SAFETY AND HEALTH PROGRAM		PASS-THROUGH	UNIVERSITY OF NEBRASKA MEDICAL CENTER	34-5420-2008-132	10,326	
93.262	OCCUPATIONAL SAFETY AND HEALTH PROGRAM		PASS-THROUGH	UNIVERSITY OF NORTH CAROLINA AT CHAPEL HILL	5123435	43,979	
93.262	OCCUPATIONAL SAFETY AND HEALTH PROGRAM		PASS-THROUGH	UNIVERSITY OF UTAH	10060337-02-UCLA:1	103,819	
93.266	HEALTH SYSTEMS STRENGTHENING AND HIV/AIDS PREVENTION, CARE AND TREATMENT UNDER THE PRESIDENT'S EMERGENCY PLAN FOR AIDS RELIEF		DIRECT	DEPARTMENT OF HEALTH AND HUMAN SERVICES (HHS)		1,488,112	526,543
93.273	ALCOHOL RESEARCH PROGRAMS		DIRECT	DEPARTMENT OF HEALTH AND HUMAN SERVICES (HHS)		23,284,863	2,837,271
93.273	ALCOHOL RESEARCH PROGRAMS		PASS-THROUGH	ActioX LLC	sub 4R44AA030231	188,526	
93.273	ALCOHOL RESEARCH PROGRAMS		PASS-THROUGH	BOSTON MEDICAL CENTER CORPORATION	A138450	301,321	
93.273	ALCOHOL RESEARCH PROGRAMS		PASS-THROUGH	BOSTON MEDICAL CENTER CORPORATION	A140647	54,720	
93.273	ALCOHOL RESEARCH PROGRAMS		PASS-THROUGH	BOSTON MEDICAL CENTER CORPORATION	BMC ID 2145 (AA016059)	2,124	
93.273	ALCOHOL RESEARCH PROGRAMS		PASS-THROUGH	BROWN UNIVERSITY	00002174:1	58,338	
93.273	ALCOHOL RESEARCH PROGRAMS		PASS-THROUGH	CASE WESTERN RESERVE UNIVERSITY	1407-SUB	23,634	
93.273	ALCOHOL RESEARCH PROGRAMS		PASS-THROUGH	CEDARS-SINAI MEDICAL CENTER	SUB 0001493560 (AA027036)	(4,991)	
93.273	ALCOHOL RESEARCH PROGRAMS		PASS-THROUGH	CHILDREN'S HOSPITAL LOS ANGELES	000015233-A:1	20,212	
93.273	ALCOHOL RESEARCH PROGRAMS		PASS-THROUGH	CHILDREN'S HOSPITAL LOS ANGELES	RGF010036-B1:05	(1,885)	

University of California
Schedule of Expenditures of Federal Awards

For the Fiscal Year Ended June 30, 2024
(Expressed in Whole Dollars)

Assistance Listing Number	Federal Program Title	Additional Award Identification	Direct / Pass Through	Agency or Pass Through Entity	Pass Through No. or Other Identifier	Federal Expenditures	Funds Passed Through to Subrecipients
93.273	ALCOHOL RESEARCH PROGRAMS		PASS-THROUGH	FLORIDA STATE UNIVERSITY	Sub R000002931 (AA029547)	41,676	
93.273	ALCOHOL RESEARCH PROGRAMS		PASS-THROUGH	INDIANA UNIVERSITY-PURDUE UNIVERSITY INDIANAPOLIS	A133116	7,137	
93.273	ALCOHOL RESEARCH PROGRAMS		PASS-THROUGH	JOHNS HOPKINS UNIVERSITY	sub 2005407836 (AA029544)	175,672	
93.273	ALCOHOL RESEARCH PROGRAMS		PASS-THROUGH	KAISER FOUNDATION HOSPITALS	A136560	64,569	
93.273	ALCOHOL RESEARCH PROGRAMS		PASS-THROUGH	KAISER FOUNDATION RESEARCH INSTITUTION	A140618	42,442	
93.273	ALCOHOL RESEARCH PROGRAMS		PASS-THROUGH	KAISER FOUNDATION RESEARCH INSTITUTION	A140804	18,387	
93.273	ALCOHOL RESEARCH PROGRAMS		PASS-THROUGH	KAISER PERMANENTE DIVISION OF RESEARCH	A130550	14,877	
93.273	ALCOHOL RESEARCH PROGRAMS		PASS-THROUGH	LAUREATE INSTITUTE FOR BRAIN RESEARCH	2022-009-UCLA:1	34,684	
93.273	ALCOHOL RESEARCH PROGRAMS		PASS-THROUGH	NORTHWESTERN UNIVERSITY	A141383	(129)	
93.273	ALCOHOL RESEARCH PROGRAMS		PASS-THROUGH	NORTHWESTERN UNIVERSITY	A142207	98,134	
93.273	ALCOHOL RESEARCH PROGRAMS		PASS-THROUGH	PALM THERAPEUTICS, INC.	30073980	1,835	
93.273	ALCOHOL RESEARCH PROGRAMS		PASS-THROUGH	SAN DIEGO STATE UNIVERSITY	Sub SA0000641(AA026994)	78,539	
93.273	ALCOHOL RESEARCH PROGRAMS		PASS-THROUGH	SAN DIEGO STATE UNIVERSITY	Sub SA0000707 (AA026697)	(14,950)	
93.273	ALCOHOL RESEARCH PROGRAMS		PASS-THROUGH	SEAL ROCK THERAPEUTICS, INC.	30174964	131,043	
93.273	ALCOHOL RESEARCH PROGRAMS		PASS-THROUGH	SRI INTERNATIONAL	SUB PO17058 (AA021697)	780	
93.273	ALCOHOL RESEARCH PROGRAMS		PASS-THROUGH	SRI INTERNATIONAL	Sub PO51079 (AA021696).	(6,850)	
93.273	ALCOHOL RESEARCH PROGRAMS		PASS-THROUGH	STONY BROOK UNIVERSITY (A STATE UNIVERSITY OF NEW YORK	Sub 1009189-85979		
93.273	ALCOHOL RESEARCH PROGRAMS		PASS-THROUGH	CAMPU	(AA008401)	388,412	
93.273	ALCOHOL RESEARCH PROGRAMS		PASS-THROUGH	SUNY DOWNSTATE HEALTH SCIENCES UNIVERSITY	Sub 100-1171519-92823	17,164	
93.273	ALCOHOL RESEARCH PROGRAMS		PASS-THROUGH	SYRACUSE UNIVERSITY	A143399	16,068	
93.273	ALCOHOL RESEARCH PROGRAMS		PASS-THROUGH	THE SCRIPPS RESEARCH INSTITUTE	SUB 5-54154 (AA006420-37)	(52,774)	
93.273	ALCOHOL RESEARCH PROGRAMS		PASS-THROUGH	THE SCRIPPS RESEARCH INSTITUTE	SUB 5-54155 (AA006420)	(49,514)	
93.273	ALCOHOL RESEARCH PROGRAMS		PASS-THROUGH	THE SCRIPPS RESEARCH INSTITUTE	sub 5-55011	254,672	
93.273	ALCOHOL RESEARCH PROGRAMS		PASS-THROUGH	UNIVERSITY OF ARKANSAS, FAYETTEVILLE	55197:3	25,028	
93.273	ALCOHOL RESEARCH PROGRAMS		PASS-THROUGH	UNIVERSITY OF COLORADO DENVER	A132076	20,890	
93.273	ALCOHOL RESEARCH PROGRAMS		PASS-THROUGH	UNIVERSITY OF PITTSBURGH	A143390	124,761	
93.273	ALCOHOL RESEARCH PROGRAMS		PASS-THROUGH	UNIVERSITY OF SOUTHERN CALIFORNIA	115959767:6	89,635	
93.273	ALCOHOL RESEARCH PROGRAMS		PASS-THROUGH	UNIVERSITY OF SOUTHERN CALIFORNIA	SCON-00004703	34,540	
93.273	ALCOHOL RESEARCH PROGRAMS		PASS-THROUGH	UNIVERSITY OF SOUTHERN CALIFORNIA	Sub 115957438 (AA011999)	7,349	
93.273	ALCOHOL RESEARCH PROGRAMS		PASS-THROUGH	UNIVERSITY OF SOUTHERN CALIFORNIA	Sub 115958500 (AA011999)	48,462	
93.273	ALCOHOL RESEARCH PROGRAMS		PASS-THROUGH	UNIVERSITY OF SOUTHERN CALIFORNIA	Sub 115958813 (AA011999)	130,533	
93.273	ALCOHOL RESEARCH PROGRAMS		PASS-THROUGH	UNIVERSITY OF SOUTHERN CALIFORNIA	sub 129201430 (AA011999)	(3,270)	
93.273	ALCOHOL RESEARCH PROGRAMS		PASS-THROUGH	UNIVERSITY OF SOUTHERN CALIFORNIA	Sub SCON-00004701		
93.273	ALCOHOL RESEARCH PROGRAMS		PASS-THROUGH	UNIVERSITY OF SOUTHERN CALIFORNIA	(AA011999)	34,760	
93.273	ALCOHOL RESEARCH PROGRAMS		PASS-THROUGH	UNIVERSITY OF SOUTHERN CALIFORNIA	Sub SCON-00004702		
93.273	ALCOHOL RESEARCH PROGRAMS		PASS-THROUGH	UNIVERSITY OF SOUTHERN CALIFORNIA	(AA011999)	34,760	
93.273	ALCOHOL RESEARCH PROGRAMS		PASS-THROUGH	VANDERBILT UNIVERSITY MEDICAL CENTER	Sub VUMC110461		
93.273	ALCOHOL RESEARCH PROGRAMS		PASS-THROUGH	VANDERBILT UNIVERSITY MEDICAL CENTER	(AA030100)	22,321	
93.273	ALCOHOL RESEARCH PROGRAMS		PASS-THROUGH	VETERANS MEDICAL RESEARCH FOUNDATION OF SAN DIEGO	VPA MANDYAM 322868		
93.273	ALCOHOL RESEARCH PROGRAMS		PASS-THROUGH	VETERANS MEDICAL RESEARCH FOUNDATION OF SAN DIEGO	(AA020098)	20,779	
93.273	ALCOHOL RESEARCH PROGRAMS		PASS-THROUGH	VETERANS MEDICAL RESEARCH FOUNDATION OF SAN DIEGO	VPA Mandyam 328139		
93.273	ALCOHOL RESEARCH PROGRAMS		PASS-THROUGH	VETERANS MEDICAL RESEARCH FOUNDATION OF SAN DIEGO	(AA020098)	132,529	
93.276	DRUG-FREE COMMUNITIES SUPPORT PROGRAM GRANTS		PASS-THROUGH	INC.	20165007:4	(915)	
93.279	DRUG ABUSE AND ADDICTION RESEARCH PROGRAMS		DIRECT	DEPARTMENT OF HEALTH AND HUMAN SERVICES (HHS)		104,301,913	12,919,116

University of California
Schedule of Expenditures of Federal Awards

For the Fiscal Year Ended June 30, 2024
(Expressed in Whole Dollars)

Assistance Listing Number	Federal Program Title	Additional Award Identification	Direct / Pass Through	Agency or Pass Through Entity	Pass Through No. or Other Identifier	Federal Expenditures	Funds Passed Through to Subrecipients
93.279	DRUG ABUSE AND ADDICTION RESEARCH PROGRAMS		PASS-THROUGH	AMERICAN ACADEMY OF CHILD AND ADOLESCENT PSYCHIATRY, INC.	20212504:2	192,370	
93.279	DRUG ABUSE AND ADDICTION RESEARCH PROGRAMS		PASS-THROUGH	AMERICAN COLLEGE OF MEDICAL TOXICOLOGY, INC.	0255-D271-4609 ASUB000001229 (R01DA054601)	17,373	
93.279	DRUG ABUSE AND ADDICTION RESEARCH PROGRAMS		PASS-THROUGH	ARIZONA STATE UNIVERSITY	Sub ASUB000001225 (DA055521)	58,320	
93.279	DRUG ABUSE AND ADDICTION RESEARCH PROGRAMS		PASS-THROUGH	ARIZONA STATE UNIVERSITY	A141303	48,211	
93.279	DRUG ABUSE AND ADDICTION RESEARCH PROGRAMS		PASS-THROUGH	AYUDA MEDICAL, LLC		88,566	
93.279	DRUG ABUSE AND ADDICTION RESEARCH PROGRAMS		PASS-THROUGH	BOSTON MEDICAL CENTER CORPORATION	SUB 6170a??0535601(DA045547)	(182)	
93.279	DRUG ABUSE AND ADDICTION RESEARCH PROGRAMS		PASS-THROUGH	BOSTON UNIVERSITY	Sub 4500003604 (DA050159)	188,880	
93.279	DRUG ABUSE AND ADDICTION RESEARCH PROGRAMS		PASS-THROUGH	BOSTON UNIVERSITY	Sub 4500004615 (DA051889)	137,072	
93.279	DRUG ABUSE AND ADDICTION RESEARCH PROGRAMS		PASS-THROUGH	BOSTON UNIVERSITY	Sub 4500004658 (DA047032)	355,091	
93.279	DRUG ABUSE AND ADDICTION RESEARCH PROGRAMS		PASS-THROUGH	BROWN UNIVERSITY	00001523	80,443	
93.279	DRUG ABUSE AND ADDICTION RESEARCH PROGRAMS		PASS-THROUGH	BROWN UNIVERSITY	Sub 00001761 (DA051849)	53,938	
93.279	DRUG ABUSE AND ADDICTION RESEARCH PROGRAMS		PASS-THROUGH	CEDARS-SINAI MEDICAL CENTER	0002289477:2	226,678	
93.279	DRUG ABUSE AND ADDICTION RESEARCH PROGRAMS		PASS-THROUGH	CHARLES R. DREW UNIVERSITY OF MEDICINE AND SCIENCE	19-20-TF-5R25DA05072 Sub 1176-0723UCSD (DA059163)	44,583	
93.279	DRUG ABUSE AND ADDICTION RESEARCH PROGRAMS		PASS-THROUGH	CHESTNUT HEALTH SYSTEMS, INC	RGF009209-A6	54,206	
93.279	DRUG ABUSE AND ADDICTION RESEARCH PROGRAMS		PASS-THROUGH	CHILDREN'S HOSPITAL LOS ANGELES	Sub 000013208-B (DA041048)	(104,150)	
93.279	DRUG ABUSE AND ADDICTION RESEARCH PROGRAMS		PASS-THROUGH	CHILDREN'S HOSPITAL LOS ANGELES	Sub 2657-209-2016573	(1,871)	
93.279	DRUG ABUSE AND ADDICTION RESEARCH PROGRAMS		PASS-THROUGH	CLEMSON UNIVERSITY	A143376	13,520	
93.279	DRUG ABUSE AND ADDICTION RESEARCH PROGRAMS		PASS-THROUGH	COLUMBIA UNIVERSITY	R1057:6	2,587	
93.279	DRUG ABUSE AND ADDICTION RESEARCH PROGRAMS		PASS-THROUGH	DARTMOUTH COLLEGE	303-002122	119,425	
93.279	DRUG ABUSE AND ADDICTION RESEARCH PROGRAMS		PASS-THROUGH	DUKE UNIVERSITY	SUB 2036646 (DA044571)	32,977	
93.279	DRUG ABUSE AND ADDICTION RESEARCH PROGRAMS		PASS-THROUGH	DUKE UNIVERSITY	A811392:1	943	
93.279	DRUG ABUSE AND ADDICTION RESEARCH PROGRAMS		PASS-THROUGH	EMORY UNIVERSITY	A142096	12,380	
93.279	DRUG ABUSE AND ADDICTION RESEARCH PROGRAMS		PASS-THROUGH	FLORIDA INTERNATIONAL UNIVERSITY	A141560	697,155	
93.279	DRUG ABUSE AND ADDICTION RESEARCH PROGRAMS		PASS-THROUGH	FORDHAM UNIVERSITY	sub FORD0074-30290 (DA031608)	31,325	
93.279	DRUG ABUSE AND ADDICTION RESEARCH PROGRAMS		PASS-THROUGH	FORDHAM UNIVERSITY	113472	3,468	
93.279	DRUG ABUSE AND ADDICTION RESEARCH PROGRAMS		PASS-THROUGH	FRIENDS RESEARCH INST., INC.	113463:2	19,084	
93.279	DRUG ABUSE AND ADDICTION RESEARCH PROGRAMS		PASS-THROUGH	FRIENDS RESEARCH INST., INC.	E2064152:2	38,600	
93.279	DRUG ABUSE AND ADDICTION RESEARCH PROGRAMS		PASS-THROUGH	GEORGE MASON UNIVERSITY	A142698	86,552	
93.279	DRUG ABUSE AND ADDICTION RESEARCH PROGRAMS		PASS-THROUGH	GLADSTONE INSTITUTES	SC-00072	136,603	
93.279	DRUG ABUSE AND ADDICTION RESEARCH PROGRAMS		PASS-THROUGH	GLADSTONE INSTITUTES	SC-00095	135,732	
93.279	DRUG ABUSE AND ADDICTION RESEARCH PROGRAMS		PASS-THROUGH	GLADSTONE INSTITUTES	SC-00097	169,190	
93.279	DRUG ABUSE AND ADDICTION RESEARCH PROGRAMS		PASS-THROUGH	GLADSTONE INSTITUTES	SC-00098	226,209	
93.279	DRUG ABUSE AND ADDICTION RESEARCH PROGRAMS		PASS-THROUGH	GLADSTONE INSTITUTES	sub SC-00096 (DA059551)	109,279	
93.279	DRUG ABUSE AND ADDICTION RESEARCH PROGRAMS		PASS-THROUGH	GLADSTONE INSTITUTES	1R01DA050486-01-UCLA	99,056	
93.279	DRUG ABUSE AND ADDICTION RESEARCH PROGRAMS		PASS-THROUGH	HANOI MEDICAL UNIVERSITY	0760.0102:4	82,240	
93.279	DRUG ABUSE AND ADDICTION RESEARCH PROGRAMS		PASS-THROUGH	HELUNA HEALTH	A136543	28,484	
93.279	DRUG ABUSE AND ADDICTION RESEARCH PROGRAMS		PASS-THROUGH	HELUNA HEALTH	A136653	112,826	
93.279	DRUG ABUSE AND ADDICTION RESEARCH PROGRAMS		PASS-THROUGH	HELUNA HEALTH	A142754	8,546	
93.279	DRUG ABUSE AND ADDICTION RESEARCH PROGRAMS		PASS-THROUGH	HELUNA HEALTH	A142920	2,379	
93.279	DRUG ABUSE AND ADDICTION RESEARCH PROGRAMS		PASS-THROUGH	HELUNA HEALTH	15248-1	9,600	
93.279	DRUG ABUSE AND ADDICTION RESEARCH PROGRAMS		PASS-THROUGH	HENNEPIN HEALTHCARE RESEARCH INSTITUTE	15312-13 (DA040316)	62,037	
93.279	DRUG ABUSE AND ADDICTION RESEARCH PROGRAMS		PASS-THROUGH	HENNEPIN HEALTHCARE RESEARCH INSTITUTE	A141521	40,275	
93.279	DRUG ABUSE AND ADDICTION RESEARCH PROGRAMS		PASS-THROUGH	ICAHN SCHOOL OF MEDICINE AT MOUNT SINAI		105,934	

University of California
Schedule of Expenditures of Federal Awards

For the Fiscal Year Ended June 30, 2024
(Expressed in Whole Dollars)

Assistance Listing Number	Federal Program Title	Additional Award Identification	Direct / Pass Through	Agency or Pass Through Entity	Pass Through No. or Other Identifier	Federal Expenditures	Funds Passed Through to Subrecipients
93.279	DRUG ABUSE AND ADDICTION RESEARCH PROGRAMS		PASS-THROUGH	ICAHN SCHOOL OF MEDICINE AT MOUNT SINAI	A142367	69,121	
93.279	DRUG ABUSE AND ADDICTION RESEARCH PROGRAMS		PASS-THROUGH	INDIAN HEALTH COUNCIL, INC.	Sub 1S06GM146121-01 (GM146121)	124,372	
93.279	DRUG ABUSE AND ADDICTION RESEARCH PROGRAMS		PASS-THROUGH	JOHNS HOPKINS UNIVERSITY	sub 2004890805 (DA013806) Sub K01DA043421 (2005596060)	(14,384)	
93.279	DRUG ABUSE AND ADDICTION RESEARCH PROGRAMS		PASS-THROUGH	JOHNS HOPKINS UNIVERSITY	A140311	204	
93.279	DRUG ABUSE AND ADDICTION RESEARCH PROGRAMS		PASS-THROUGH	KAISER PERMANENTE DIVISION OF RESEARCH	A137563	12,291	
93.279	DRUG ABUSE AND ADDICTION RESEARCH PROGRAMS		PASS-THROUGH	MAGEE-WOMENS RESEARCH INSTITUTE AND FOUNDATION	SUB A00-3558-S001 (DA044438)	41,876	
93.279	DRUG ABUSE AND ADDICTION RESEARCH PROGRAMS		PASS-THROUGH	MEDICAL UNIVERSITY OF SOUTH CAROLINA	Sub MUSC19-010-8D703	(161)	
93.279	DRUG ABUSE AND ADDICTION RESEARCH PROGRAMS		PASS-THROUGH	MEDICAL UNIVERSITY OF SOUTH CAROLINA	20200994	16,832	
93.279	DRUG ABUSE AND ADDICTION RESEARCH PROGRAMS		PASS-THROUGH	NANOCOLLECT BIOMEDICAL, INC.	19-A0-00-1002539	(144)	
93.279	DRUG ABUSE AND ADDICTION RESEARCH PROGRAMS		PASS-THROUGH	NEW YORK UNIVERSITY	23-A0-S2-003671:2	11,157	
93.279	DRUG ABUSE AND ADDICTION RESEARCH PROGRAMS		PASS-THROUGH	NEW YORK UNIVERSITY	23-A0-S2-003671:4	68,870	
93.279	DRUG ABUSE AND ADDICTION RESEARCH PROGRAMS		PASS-THROUGH	NEW YORK UNIVERSITY	F1275-23:01	61,258	
93.279	DRUG ABUSE AND ADDICTION RESEARCH PROGRAMS		PASS-THROUGH	NEW YORK UNIVERSITY	A141457	27,209	
93.279	DRUG ABUSE AND ADDICTION RESEARCH PROGRAMS		PASS-THROUGH	NORTHWESTERN UNIVERSITY	Sub 60059089 UCSD (DA048493)	28,137	
93.279	DRUG ABUSE AND ADDICTION RESEARCH PROGRAMS		PASS-THROUGH	NORTHWESTERN UNIVERSITY	Sub 23-A0-00-1010162	90,490	
93.279	DRUG ABUSE AND ADDICTION RESEARCH PROGRAMS		PASS-THROUGH	NYU LANGONE HEALTH SYSTEM	A140260	6,257	
93.279	DRUG ABUSE AND ADDICTION RESEARCH PROGRAMS		PASS-THROUGH	OHIO STATE UNIVERSITY	GR128885 / PO # SPC-	14,548	
93.279	DRUG ABUSE AND ADDICTION RESEARCH PROGRAMS		PASS-THROUGH	OHIO STATE UNIVERSITY	GR128902 / PO-SPC-10	70,779	
93.279	DRUG ABUSE AND ADDICTION RESEARCH PROGRAMS		PASS-THROUGH	OHIO STATE UNIVERSITY	A140813	32,866	
93.279	DRUG ABUSE AND ADDICTION RESEARCH PROGRAMS		PASS-THROUGH	OLFA THERA, INC.	1015420_UCIRVINE	62,129	
93.279	DRUG ABUSE AND ADDICTION RESEARCH PROGRAMS		PASS-THROUGH	OREGON HEALTH & SCIENCE UNIVERSITY	A135119	276,837	
93.279	DRUG ABUSE AND ADDICTION RESEARCH PROGRAMS		PASS-THROUGH	OREGON HEALTH & SCIENCE UNIVERSITY	A138145	136,752	
93.279	DRUG ABUSE AND ADDICTION RESEARCH PROGRAMS		PASS-THROUGH	OREGON HEALTH & SCIENCE UNIVERSITY	Sub 1012971_UCSD(DA046077)	(3,568)	
93.279	DRUG ABUSE AND ADDICTION RESEARCH PROGRAMS		PASS-THROUGH	OREGON HEALTH & SCIENCE UNIVERSITY	A140660	(2,701)	
93.279	DRUG ABUSE AND ADDICTION RESEARCH PROGRAMS		PASS-THROUGH	PUBLIC HEALTH INSTITUTE	Phase II Y2-5R42DA05	85,898	
93.279	DRUG ABUSE AND ADDICTION RESEARCH PROGRAMS		PASS-THROUGH	Q2I, LLC	R-225441	22,498	
93.279	DRUG ABUSE AND ADDICTION RESEARCH PROGRAMS		PASS-THROUGH	REKOVAR, INC.	20202219:2	69,111	
93.279	DRUG ABUSE AND ADDICTION RESEARCH PROGRAMS		PASS-THROUGH	RESEARCH FOUNDATION FOR MENTAL HYGIENE	1-312-0219054-67340L	84	
93.279	DRUG ABUSE AND ADDICTION RESEARCH PROGRAMS		PASS-THROUGH	RESEARCH TRIANGLE INSTITUTE	1-340-0217717-66136L	50,182	
93.279	DRUG ABUSE AND ADDICTION RESEARCH PROGRAMS		PASS-THROUGH	RESEARCH TRIANGLE INSTITUTE	1-340-0219318-67559L	(6)	
93.279	DRUG ABUSE AND ADDICTION RESEARCH PROGRAMS		PASS-THROUGH	RESEARCH TRIANGLE INSTITUTE	2-312-0219298-67590L	41,584	
93.279	DRUG ABUSE AND ADDICTION RESEARCH PROGRAMS		PASS-THROUGH	RESEARCH TRIANGLE INSTITUTE	3-312-0219054-67624L	43,634	
93.279	DRUG ABUSE AND ADDICTION RESEARCH PROGRAMS		PASS-THROUGH	RESEARCH TRIANGLE INSTITUTE	A132177	21,076	
93.279	DRUG ABUSE AND ADDICTION RESEARCH PROGRAMS		PASS-THROUGH	RESEARCH TRIANGLE INSTITUTE	A140662	10,726	
93.279	DRUG ABUSE AND ADDICTION RESEARCH PROGRAMS		PASS-THROUGH	RESEARCH TRIANGLE INSTITUTE	sub 1-312-0218757-67279L	32,848	
93.279	DRUG ABUSE AND ADDICTION RESEARCH PROGRAMS		PASS-THROUGH	RESEARCH TRIANGLE INSTITUTE	SUB 2-312-0218755-67095L	41,548	
93.279	DRUG ABUSE AND ADDICTION RESEARCH PROGRAMS		PASS-THROUGH	RESEARCH TRIANGLE INSTITUTE	SUB 9-312-0218755-67114L	122,218	
93.279	DRUG ABUSE AND ADDICTION RESEARCH PROGRAMS		PASS-THROUGH	SAN DIEGO STATE UNIVERSITY	A138037	159,543	
93.279	DRUG ABUSE AND ADDICTION RESEARCH PROGRAMS		PASS-THROUGH	SAN DIEGO STATE UNIVERSITY	D10544-02 SA1083 A0 D11486-02 SA779 A3 5A237D	42,666	
93.279	DRUG ABUSE AND ADDICTION RESEARCH PROGRAMS		PASS-THROUGH	SAN DIEGO STATE UNIVERSITY	7802	7,475	
93.279	DRUG ABUSE AND ADDICTION RESEARCH PROGRAMS		PASS-THROUGH	SAN DIEGO STATE UNIVERSITY	D9848-03 SA721 A4 59	182,908	
93.279	DRUG ABUSE AND ADDICTION RESEARCH PROGRAMS		PASS-THROUGH	SAN DIEGO STATE UNIVERSITY	SUB - SA0000770 (DA050724)	46,362	
93.279	DRUG ABUSE AND ADDICTION RESEARCH PROGRAMS		PASS-THROUGH	SAN DIEGO STATE UNIVERSITY		29,886	

University of California
Schedule of Expenditures of Federal Awards

For the Fiscal Year Ended June 30, 2024
(Expressed in Whole Dollars)

Assistance Listing Number	Federal Program Title	Additional Award Identification	Direct / Pass Through	Agency or Pass Through Entity	Pass Through No. or Other Identifier	Federal Expenditures	Funds Passed Through to Subrecipients
93.279	DRUG ABUSE AND ADDICTION RESEARCH PROGRAMS		PASS-THROUGH	SAN DIEGO STATE UNIVERSITY	Sub D10243-02 SA1016 A0 5B1	17,018	
93.279	DRUG ABUSE AND ADDICTION RESEARCH PROGRAMS		PASS-THROUGH	SAN DIEGO STATE UNIVERSITY	Sub D8531-02 SA00 5A484A 78	8,011	
93.279	DRUG ABUSE AND ADDICTION RESEARCH PROGRAMS		PASS-THROUGH	SAN DIEGO STATE UNIVERSITY	sub SA000072 (DA042666)	18,436	
93.279	DRUG ABUSE AND ADDICTION RESEARCH PROGRAMS		PASS-THROUGH	SAN DIEGO STATE UNIVERSITY	sub: D10240-03 SA1072 A0 5	23,968	
93.279	DRUG ABUSE AND ADDICTION RESEARCH PROGRAMS		PASS-THROUGH	SAN DIEGO STATE UNIVERSITY FOUNDATION	Sub D9285-02 SA927 A0 5A890	88,539	
93.279	DRUG ABUSE AND ADDICTION RESEARCH PROGRAMS		PASS-THROUGH	SANFORD BURNHAM PREBYS MEDICAL DISCOVERY INSTITUTE	SUB 59842-12858-UCSD	318	
93.279	DRUG ABUSE AND ADDICTION RESEARCH PROGRAMS		PASS-THROUGH	SANFORD BURNHAM PREBYS MEDICAL DISCOVERY INSTITUTE	Sub 69878-13285-UCSD	15,282	
93.279	DRUG ABUSE AND ADDICTION RESEARCH PROGRAMS		PASS-THROUGH	SANFORD BURNHAM PREBYS MEDICAL DISCOVERY INSTITUTE	Sub 71165-13831-UCSD	9,683	
93.279	DRUG ABUSE AND ADDICTION RESEARCH PROGRAMS		PASS-THROUGH	SERPIN PHARMA, LLC	SUB 30173295	18,698	
93.279	DRUG ABUSE AND ADDICTION RESEARCH PROGRAMS		PASS-THROUGH	STANFORD UNIVERSITY	A132739	88,051	
93.279	DRUG ABUSE AND ADDICTION RESEARCH PROGRAMS		PASS-THROUGH	STANFORD UNIVERSITY	A141828	322,910	
93.279	DRUG ABUSE AND ADDICTION RESEARCH PROGRAMS		PASS-THROUGH	STANFORD UNIVERSITY	Sub 63051431-254722 (DA057567)	167,958	
93.279	DRUG ABUSE AND ADDICTION RESEARCH PROGRAMS		PASS-THROUGH	STANFORD UNIVERSITY	Sub 63252566-257650	44,623	
93.279	DRUG ABUSE AND ADDICTION RESEARCH PROGRAMS		PASS-THROUGH	STANFORD UNIVERSITY	Sub 63305902-291358 (DA059602)	183,905	
93.279	DRUG ABUSE AND ADDICTION RESEARCH PROGRAMS		PASS-THROUGH	TEMPLE UNIVERSITY	270779-UC Irvine	80,299	
93.279	DRUG ABUSE AND ADDICTION RESEARCH PROGRAMS		PASS-THROUGH	TEXAS CHRISTIAN UNIVERSITY	A135035	38,329	
93.279	DRUG ABUSE AND ADDICTION RESEARCH PROGRAMS		PASS-THROUGH	THE GENERAL HOSPITAL CORPORATION	241902	76,245	
93.279	DRUG ABUSE AND ADDICTION RESEARCH PROGRAMS		PASS-THROUGH	THE RAND CORPORATION	SCON-00000316:06	79,333	
93.279	DRUG ABUSE AND ADDICTION RESEARCH PROGRAMS		PASS-THROUGH	THE SCRIPPS RESEARCH INSTITUTE	SUB 5-53784 (A043268)	6,325	
93.279	DRUG ABUSE AND ADDICTION RESEARCH PROGRAMS		PASS-THROUGH	UNIVERSITY OF CHICAGO	AWD100228	47,667	
93.279	DRUG ABUSE AND ADDICTION RESEARCH PROGRAMS		PASS-THROUGH	UNIVERSITY OF COLORADO ANSCHUTZ MEDICAL CAMPUS	Sub FY23.209.004 (DA053693)	323,366	
93.279	DRUG ABUSE AND ADDICTION RESEARCH PROGRAMS		PASS-THROUGH	UNIVERSITY OF HAWAII AT MANOA	KA1851	36,246	
93.279	DRUG ABUSE AND ADDICTION RESEARCH PROGRAMS		PASS-THROUGH	UNIVERSITY OF MARYLAND, BALTIMORE	A141069	211,963	
93.279	DRUG ABUSE AND ADDICTION RESEARCH PROGRAMS		PASS-THROUGH	UNIVERSITY OF MIAMI	A135769	(58,129)	
93.279	DRUG ABUSE AND ADDICTION RESEARCH PROGRAMS		PASS-THROUGH	UNIVERSITY OF MICHIGAN	Sub 3004429839 (U01DA043098)	1,073	
93.279	DRUG ABUSE AND ADDICTION RESEARCH PROGRAMS		PASS-THROUGH	UNIVERSITY OF MICHIGAN	sub SUBK00018083 (DA0430980)	122,540	
93.279	DRUG ABUSE AND ADDICTION RESEARCH PROGRAMS		PASS-THROUGH	UNIVERSITY OF MICHIGAN	SUBK00010479	22,405	
93.279	DRUG ABUSE AND ADDICTION RESEARCH PROGRAMS		PASS-THROUGH	UNIVERSITY OF NEVADA, RENO	SUB UNR-16-07(DA038185)	1,352	
93.279	DRUG ABUSE AND ADDICTION RESEARCH PROGRAMS		PASS-THROUGH	UNIVERSITY OF NEW MEXICO	A138499	189,221	
93.279	DRUG ABUSE AND ADDICTION RESEARCH PROGRAMS		PASS-THROUGH	UNIVERSITY OF NORTH CAROLINA AT CHAPEL HILL	5124806	(20,474)	
93.279	DRUG ABUSE AND ADDICTION RESEARCH PROGRAMS		PASS-THROUGH	UNIVERSITY OF NORTH CAROLINA AT CHAPEL HILL	A139260	274,548	
93.279	DRUG ABUSE AND ADDICTION RESEARCH PROGRAMS		PASS-THROUGH	UNIVERSITY OF PENNSYLVANIA	583523	105,843	
93.279	DRUG ABUSE AND ADDICTION RESEARCH PROGRAMS		PASS-THROUGH	UNIVERSITY OF PENNSYLVANIA	586075	300,196	
93.279	DRUG ABUSE AND ADDICTION RESEARCH PROGRAMS		PASS-THROUGH	UNIVERSITY OF PENNSYLVANIA	589402	57,226	
93.279	DRUG ABUSE AND ADDICTION RESEARCH PROGRAMS		PASS-THROUGH	UNIVERSITY OF PENNSYLVANIA	Sub 588616 (NS-135547)	105,837	
93.279	DRUG ABUSE AND ADDICTION RESEARCH PROGRAMS		PASS-THROUGH	UNIVERSITY OF PITTSBURGH	A139211	125,692	
93.279	DRUG ABUSE AND ADDICTION RESEARCH PROGRAMS		PASS-THROUGH	UNIVERSITY OF PITTSBURGH	A141318	20,201	
93.279	DRUG ABUSE AND ADDICTION RESEARCH PROGRAMS		PASS-THROUGH	UNIVERSITY OF PITTSBURGH	AWD00006300	24,183	
93.279	DRUG ABUSE AND ADDICTION RESEARCH PROGRAMS		PASS-THROUGH	UNIVERSITY OF TENNESSEE HEALTH SCIENCE CENTER	A141258	36,315	
93.279	DRUG ABUSE AND ADDICTION RESEARCH PROGRAMS		PASS-THROUGH	UNIVERSITY OF TEXAS AT EL PASO	A138322	77,912	
93.279	DRUG ABUSE AND ADDICTION RESEARCH PROGRAMS		PASS-THROUGH	UNIVERSITY OF TEXAS M.D. ANDERSON CANCER CENTER	3002133541:3	26,373	

University of California
Schedule of Expenditures of Federal Awards

For the Fiscal Year Ended June 30, 2024
(Expressed in Whole Dollars)

Assistance Listing Number	Federal Program Title	Additional Award Identification	Direct / Pass Through	Agency or Pass Through Entity	Pass Through No. or Other Identifier	Federal Expenditures	Funds Passed Through to Subrecipients
93.279	DRUG ABUSE AND ADDICTION RESEARCH PROGRAMS		PASS-THROUGH	UNIVERSITY OF TEXAS SOUTHWESTERN MEDICAL CENTER	A140987	28,205	
93.279	DRUG ABUSE AND ADDICTION RESEARCH PROGRAMS		PASS-THROUGH	UNIVERSITY OF TEXAS SOUTHWESTERN MEDICAL CENTER	GMO200605 PO00000200	115,163	
93.279	DRUG ABUSE AND ADDICTION RESEARCH PROGRAMS		PASS-THROUGH	UNIVERSITY OF TEXAS SOUTHWESTERN MEDICAL CENTER	GMO230914 PO00000276	426,231	
93.279	DRUG ABUSE AND ADDICTION RESEARCH PROGRAMS		PASS-THROUGH	UNIVERSITY OF TEXAS SOUTHWESTERN MEDICAL CENTER	GMO231107 PO00000283 Sub UWSC15039	786,631	
93.279	DRUG ABUSE AND ADDICTION RESEARCH PROGRAMS		PASS-THROUGH	UNIVERSITY OF WASHINGTON	(5R01DA051462-03) Sub OSA00000193	21,379	
93.279	DRUG ABUSE AND ADDICTION RESEARCH PROGRAMS		PASS-THROUGH	VANDERBILT UNIVERSITY	(DA056667) sub 412901-19A28	73,189	
93.279	DRUG ABUSE AND ADDICTION RESEARCH PROGRAMS		PASS-THROUGH	VIRGINIA TECH CARILION SCHOOL OF MEDICINE, INC	(DA056187)	55,209	
93.279	DRUG ABUSE AND ADDICTION RESEARCH PROGRAMS		PASS-THROUGH	VIVREON BIOSCIENCES, LLC	225045	79,995	
93.279	DRUG ABUSE AND ADDICTION RESEARCH PROGRAMS		PASS-THROUGH	WASHINGTON UNIVERSITY IN ST. LOUIS	WU-22-0217 (DA054009)	31,969	
93.279	DRUG ABUSE AND ADDICTION RESEARCH PROGRAMS		PASS-THROUGH	WASHINGTON UNIVERSITY IN ST. LOUIS	WU-23-0397-MOD-2:2	114,314	
93.279	DRUG ABUSE AND ADDICTION RESEARCH PROGRAMS		PASS-THROUGH	WEST VIRGINIA UNIVERSITY	21-073-UCR	28,673	
93.279	DRUG ABUSE AND ADDICTION RESEARCH PROGRAMS		PASS-THROUGH	YALE UNIVERSITY	A134103	16,206	
93.279	DRUG ABUSE AND ADDICTION RESEARCH PROGRAMS		PASS-THROUGH	YALE UNIVERSITY	A134561	56,024	
93.279	DRUG ABUSE AND ADDICTION RESEARCH PROGRAMS		PASS-THROUGH	YALE UNIVERSITY	A141029	329,953	
93.279	DRUG ABUSE AND ADDICTION RESEARCH PROGRAMS		PASS-THROUGH	YALE UNIVERSITY	A142562	356,568	
93.279	DRUG ABUSE AND ADDICTION RESEARCH PROGRAMS		PASS-THROUGH	YALE UNIVERSITY	CON-80003641	(15,241)	
93.279	DRUG ABUSE AND ADDICTION RESEARCH PROGRAMS		PASS-THROUGH	YALE UNIVERSITY	CON-80004232	89,047	
93.279	DRUG ABUSE AND ADDICTION RESEARCH PROGRAMS		PASS-THROUGH	YESHIVA UNIVERSITY	RF1DA056400	139,826	
93.280	NATIONAL INSTITUTES OF HEALTH LOAN REPAYMENT PROGRAM FOR CLINICAL RESEARCHERS		DIRECT	DEPARTMENT OF HEALTH AND HUMAN SERVICES (HHS)		429,423	82,393
93.283	TECHNICAL ASSISTANCE		DIRECT	DEPARTMENT OF HEALTH AND HUMAN SERVICES (HHS)		749,770	
93.283	TECHNICAL ASSISTANCE		PASS-THROUGH	AMERICAN COLLEGE OF OCCUPATIONAL AND ENVIRONMENTAL MEDICINE	310867-00001	171,049	
93.283	TECHNICAL ASSISTANCE		PASS-THROUGH	APIN PUBLIC HEALTH INITIATIVES LTD./GTE	A138720	88,076	
93.283	TECHNICAL ASSISTANCE		PASS-THROUGH	CALIFORNIA DEPARTMENT OF PUBLIC HEALTH	22-10709	32,464	
93.283	TECHNICAL ASSISTANCE		PASS-THROUGH	CENTER FOR COMPREHENSIVE CARE & DIAGNOSIS OF INHERITED BLOOD	Sub ATHN2020CDC-IX-03	16,758	
93.283	TECHNICAL ASSISTANCE		PASS-THROUGH	EASTERN VIRGINIA MEDICAL SCHOOL	S270151-14 Sub 5-57733	5,129	
93.283	TECHNICAL ASSISTANCE		PASS-THROUGH	THE SCRIPPS RESEARCH INSTITUTE	(75D30120C09795)	(14,023)	
93.286	DISCOVERY AND APPLIED RESEARCH FOR TECHNOLOGICAL INNOVATIONS TO IMPROVE HUMAN HEALTH		DIRECT	DEPARTMENT OF HEALTH AND HUMAN SERVICES (HHS)		34,683,257	4,797,487
93.286	DISCOVERY AND APPLIED RESEARCH FOR TECHNOLOGICAL INNOVATIONS TO IMPROVE HUMAN HEALTH	COVID-19	PASS-THROUGH	STANFORD UNIVERSITY	61799594-131106	(28,542)	
93.286	DISCOVERY AND APPLIED RESEARCH FOR TECHNOLOGICAL INNOVATIONS TO IMPROVE HUMAN HEALTH		PASS-THROUGH	BAYLOR COLLEGE OF MEDICINE	7000001686 (EB032854-01)	218,231	
93.286	DISCOVERY AND APPLIED RESEARCH FOR TECHNOLOGICAL INNOVATIONS TO IMPROVE HUMAN HEALTH		PASS-THROUGH	BOSTON UNIVERSITY	A135447	164,188	
93.286	DISCOVERY AND APPLIED RESEARCH FOR TECHNOLOGICAL INNOVATIONS TO IMPROVE HUMAN HEALTH		PASS-THROUGH	CANON MEDICAL RESEARCH USA, INC.	A20-3822	17,985	
93.286	DISCOVERY AND APPLIED RESEARCH FOR TECHNOLOGICAL INNOVATIONS TO IMPROVE HUMAN HEALTH		PASS-THROUGH	CASE WESTERN RESERVE UNIVERSITY	RES600798	52,461	
93.286	DISCOVERY AND APPLIED RESEARCH FOR TECHNOLOGICAL INNOVATIONS TO IMPROVE HUMAN HEALTH		PASS-THROUGH	CELSENSE, INC.	Sub 20194123(EB023761)	3,733	
93.286	DISCOVERY AND APPLIED RESEARCH FOR TECHNOLOGICAL INNOVATIONS TO IMPROVE HUMAN HEALTH		PASS-THROUGH	EMORY UNIVERSITY	A370053	181,139	

University of California
Schedule of Expenditures of Federal Awards

For the Fiscal Year Ended June 30, 2024
(Expressed in Whole Dollars)

Assistance Listing Number	Federal Program Title	Additional Award Identification	Direct / Pass Through	Agency or Pass Through Entity	Pass Through No. or Other Identifier	Federal Expenditures	Funds Passed Through to Subrecipients
93.286	DISCOVERY AND APPLIED RESEARCH FOR TECHNOLOGICAL INNOVATIONS TO IMPROVE HUMAN HEALTH		PASS-THROUGH	EMORY UNIVERSITY	SUB A306146(EB028350)	102,574	
93.286	DISCOVERY AND APPLIED RESEARCH FOR TECHNOLOGICAL INNOVATIONS TO IMPROVE HUMAN HEALTH		PASS-THROUGH	ENDOVASCULAR HORIZONS, INC.	A143022	36,854	
93.286	DISCOVERY AND APPLIED RESEARCH FOR TECHNOLOGICAL INNOVATIONS TO IMPROVE HUMAN HEALTH		PASS-THROUGH	FLORIDA INSTITUTE OF TECHNOLOGY	A138333	41,913	
93.286	DISCOVERY AND APPLIED RESEARCH FOR TECHNOLOGICAL INNOVATIONS TO IMPROVE HUMAN HEALTH		PASS-THROUGH	GE GLOBAL RESEARCH	A132070	(4,640)	
93.286	DISCOVERY AND APPLIED RESEARCH FOR TECHNOLOGICAL INNOVATIONS TO IMPROVE HUMAN HEALTH		PASS-THROUGH	JOHNS HOPKINS UNIVERSITY	2005802535	30,598	
93.286	DISCOVERY AND APPLIED RESEARCH FOR TECHNOLOGICAL INNOVATIONS TO IMPROVE HUMAN HEALTH		PASS-THROUGH	LIVIVOS INC.	1R43EB034626-01A1	58,428	
93.286	DISCOVERY AND APPLIED RESEARCH FOR TECHNOLOGICAL INNOVATIONS TO IMPROVE HUMAN HEALTH		PASS-THROUGH	MAGNETIC INSIGHT, INC.	050057	46,381	
93.286	DISCOVERY AND APPLIED RESEARCH FOR TECHNOLOGICAL INNOVATIONS TO IMPROVE HUMAN HEALTH		PASS-THROUGH	RADIATION MONITORING DEVICES, INC.	C22-02	64,107	
93.286	DISCOVERY AND APPLIED RESEARCH FOR TECHNOLOGICAL INNOVATIONS TO IMPROVE HUMAN HEALTH		PASS-THROUGH	RICE UNIVERSITY	R01EB030520	165,572	
93.286	DISCOVERY AND APPLIED RESEARCH FOR TECHNOLOGICAL INNOVATIONS TO IMPROVE HUMAN HEALTH		PASS-THROUGH	STANFORD UNIVERSITY	61947242-44290	69,367	
93.286	DISCOVERY AND APPLIED RESEARCH FOR TECHNOLOGICAL INNOVATIONS TO IMPROVE HUMAN HEALTH		PASS-THROUGH	STANFORD UNIVERSITY	62251122-139609	91,025	
93.286	DISCOVERY AND APPLIED RESEARCH FOR TECHNOLOGICAL INNOVATIONS TO IMPROVE HUMAN HEALTH		PASS-THROUGH	STANFORD UNIVERSITY	62416670-154145	276,082	
93.286	DISCOVERY AND APPLIED RESEARCH FOR TECHNOLOGICAL INNOVATIONS TO IMPROVE HUMAN HEALTH		PASS-THROUGH	THE GENERAL HOSPITAL CORPORATION	244157	75,150	
93.286	DISCOVERY AND APPLIED RESEARCH FOR TECHNOLOGICAL INNOVATIONS TO IMPROVE HUMAN HEALTH		PASS-THROUGH	UNIVERSITY AT BUFFALO (A STATE UNIVERSITY OF NEW YORK CAMPUS	204303UCB	2,956	
93.286	DISCOVERY AND APPLIED RESEARCH FOR TECHNOLOGICAL INNOVATIONS TO IMPROVE HUMAN HEALTH		PASS-THROUGH	UNIVERSITY OF ARIZONA	724059	134,857	
93.286	DISCOVERY AND APPLIED RESEARCH FOR TECHNOLOGICAL INNOVATIONS TO IMPROVE HUMAN HEALTH		PASS-THROUGH	UNIVERSITY OF HAWAII SYSTEM	KA1770	13,543	
93.286	DISCOVERY AND APPLIED RESEARCH FOR TECHNOLOGICAL INNOVATIONS TO IMPROVE HUMAN HEALTH		PASS-THROUGH	UNIVERSITY OF MARYLAND, COLLEGE PARK	20589 Request:2261 Sub OSP2016194	2,011	
93.286	DISCOVERY AND APPLIED RESEARCH FOR TECHNOLOGICAL INNOVATIONS TO IMPROVE HUMAN HEALTH		PASS-THROUGH	UNIVERSITY OF MASSACHUSETTS CHAN MEDICAL SCHOOL	(EB0119936) Sub OSP-SUB102-UCSD	1,447	
93.286	DISCOVERY AND APPLIED RESEARCH FOR TECHNOLOGICAL INNOVATIONS TO IMPROVE HUMAN HEALTH		PASS-THROUGH	UNIVERSITY OF MASSACHUSETTS CHAN MEDICAL SCHOOL	(EB019936)	288,725	
93.286	DISCOVERY AND APPLIED RESEARCH FOR TECHNOLOGICAL INNOVATIONS TO IMPROVE HUMAN HEALTH		PASS-THROUGH	UNIVERSITY OF MEMPHIS	A21-0019-S002:5	159,336	
93.286	DISCOVERY AND APPLIED RESEARCH FOR TECHNOLOGICAL INNOVATIONS TO IMPROVE HUMAN HEALTH		PASS-THROUGH	UNIVERSITY OF MISSOURI	A140742	215,345	
93.286	DISCOVERY AND APPLIED RESEARCH FOR TECHNOLOGICAL INNOVATIONS TO IMPROVE HUMAN HEALTH		PASS-THROUGH	UNIVERSITY OF NOTRE DAME DU LAC	204090UCI	92,137	
93.286	DISCOVERY AND APPLIED RESEARCH FOR TECHNOLOGICAL INNOVATIONS TO IMPROVE HUMAN HEALTH		PASS-THROUGH	UNIVERSITY OF SOUTHERN CALIFORNIA	144548312:2	5,404	
93.286	DISCOVERY AND APPLIED RESEARCH FOR TECHNOLOGICAL INNOVATIONS TO IMPROVE HUMAN HEALTH		PASS-THROUGH	UNIVERSITY OF SOUTHERN CALIFORNIA	A141824	67,520	
93.286	DISCOVERY AND APPLIED RESEARCH FOR TECHNOLOGICAL INNOVATIONS TO IMPROVE HUMAN HEALTH		PASS-THROUGH	UNIVERSITY OF SOUTHERN CALIFORNIA	SCON-00005243	64,529	
93.286	DISCOVERY AND APPLIED RESEARCH FOR TECHNOLOGICAL INNOVATIONS TO IMPROVE HUMAN HEALTH		PASS-THROUGH	UNIVERSITY OF TEXAS HEALTH SCIENCE CENTER AT HOUSTON	SA0003876	19,361	
93.286	DISCOVERY AND APPLIED RESEARCH FOR TECHNOLOGICAL INNOVATIONS TO IMPROVE HUMAN HEALTH		PASS-THROUGH	UNIVERSITY OF WISCONSIN SYSTEM	A143600	403	

University of California
Schedule of Expenditures of Federal Awards

For the Fiscal Year Ended June 30, 2024
(Expressed in Whole Dollars)

Assistance Listing Number	Federal Program Title	Additional Award Identification	Direct / Pass Through	Agency or Pass Through Entity	Pass Through No. or Other Identifier	Federal Expenditures	Funds Passed Through to Subrecipients
93.286	DISCOVERY AND APPLIED RESEARCH FOR TECHNOLOGICAL INNOVATIONS TO IMPROVE HUMAN HEALTH		PASS-THROUGH	VENTUREWELL	24965-22	4,336	
93.286	DISCOVERY AND APPLIED RESEARCH FOR TECHNOLOGICAL INNOVATIONS TO IMPROVE HUMAN HEALTH		PASS-THROUGH	VENTUREWELL	VW-5655062	18,900	
93.286	DISCOVERY AND APPLIED RESEARCH FOR TECHNOLOGICAL INNOVATIONS TO IMPROVE HUMAN HEALTH		PASS-THROUGH	YALE UNIVERSITY	CON80004002/GR118464	650,810	
93.297	TEENAGE PREGNANCY PREVENTION PROGRAM		PASS-THROUGH	PREGNANCY, T	A143138	40,097	
93.307	MINORITY HEALTH AND HEALTH DISPARITIES RESEARCH		DIRECT	DEPARTMENT OF HEALTH AND HUMAN SERVICES (HHS)		27,906,367	3,514,248
93.307	MINORITY HEALTH AND HEALTH DISPARITIES RESEARCH		PASS-THROUGH	ALBERT EINSTEIN COLLEGE OF MEDICINE	Sub:31106A (MD011389)	(2,816)	
93.307	MINORITY HEALTH AND HEALTH DISPARITIES RESEARCH		PASS-THROUGH	BRIGHAM AND WOMEN'S HOSPITAL	129979	11,720	
93.307	MINORITY HEALTH AND HEALTH DISPARITIES RESEARCH		PASS-THROUGH	BRIGHAM AND WOMEN'S HOSPITAL	A135287	20,375	
93.307	MINORITY HEALTH AND HEALTH DISPARITIES RESEARCH		PASS-THROUGH	CHARLES R. DREW UNIVERSITY OF MEDICINE AND SCIENCE	20223693	132,979	
93.307	MINORITY HEALTH AND HEALTH DISPARITIES RESEARCH		PASS-THROUGH	CHILDREN'S HOSPITAL LOS ANGELES	30282668	17,553	
93.307	MINORITY HEALTH AND HEALTH DISPARITIES RESEARCH		PASS-THROUGH	CHILDREN'S HOSPITAL LOS ANGELES	000014409-A (MD017344)	1,245,524	38,212
					Sub 000015481-A		
93.307	MINORITY HEALTH AND HEALTH DISPARITIES RESEARCH		PASS-THROUGH	CHILDREN'S HOSPITAL LOS ANGELES	(MD017003)	17,159	
93.307	MINORITY HEALTH AND HEALTH DISPARITIES RESEARCH		PASS-THROUGH	COLUMBIA UNIVERSITY	1(GG017666-01) MD016278	5,970	
93.307	MINORITY HEALTH AND HEALTH DISPARITIES RESEARCH		PASS-THROUGH	COLUMBIA UNIVERSITY	4(GG017317-01)	17,236	
93.307	MINORITY HEALTH AND HEALTH DISPARITIES RESEARCH		PASS-THROUGH	DREXEL UNIVERSITY	900109:4	51,789	53,072
93.307	MINORITY HEALTH AND HEALTH DISPARITIES RESEARCH		PASS-THROUGH	DREXEL UNIVERSITY	900355-UCB	61,446	
93.307	MINORITY HEALTH AND HEALTH DISPARITIES RESEARCH		PASS-THROUGH	FRED HUTCHINSON CANCER CENTER	0001172269:1	19,448	
93.307	MINORITY HEALTH AND HEALTH DISPARITIES RESEARCH		PASS-THROUGH	HARVARD UNIVERSITY	150385.5126189.0004	13,554	
93.307	MINORITY HEALTH AND HEALTH DISPARITIES RESEARCH		PASS-THROUGH	JOHNS HOPKINS UNIVERSITY	sub 2006210471 (MD019178)	15,798	
93.307	MINORITY HEALTH AND HEALTH DISPARITIES RESEARCH		PASS-THROUGH	KAISER PERMANENTE DIVISION OF RESEARCH	A135266	94,385	
93.307	MINORITY HEALTH AND HEALTH DISPARITIES RESEARCH		PASS-THROUGH	MISSOURI BREAKS INDUSTRIES RESEARCH, INC.	A143028	92,389	
93.307	MINORITY HEALTH AND HEALTH DISPARITIES RESEARCH		PASS-THROUGH	NATIONAL BUREAU OF ECONOMIC RESEARCH, INC.	41870.02 UCLA:2	68,938	
93.307	MINORITY HEALTH AND HEALTH DISPARITIES RESEARCH		PASS-THROUGH	NATIONAL BUREAU OF ECONOMIC RESEARCH, INC.	A139777	230,686	
93.307	MINORITY HEALTH AND HEALTH DISPARITIES RESEARCH		PASS-THROUGH	NYU LANGONE HEALTH SYSTEM	A143009	2,014	
93.307	MINORITY HEALTH AND HEALTH DISPARITIES RESEARCH		PASS-THROUGH	OKLAHOMA STATE UNIVERSITY	A22-0004-S006	9,998	
93.307	MINORITY HEALTH AND HEALTH DISPARITIES RESEARCH		PASS-THROUGH	PALO ALTO VETERANS INSTITUTE FOR RESEARCH, INC.	A139084	60,910	
93.307	MINORITY HEALTH AND HEALTH DISPARITIES RESEARCH		PASS-THROUGH	PENNSYLVANIA STATE UNIVERSITY	A139805	43,551	
93.307	MINORITY HEALTH AND HEALTH DISPARITIES RESEARCH		PASS-THROUGH	PURDUE UNIVERSITY	11001086-008	18,839	
					D9927-04SA1024A05A987A-B7	64,668	
93.307	MINORITY HEALTH AND HEALTH DISPARITIES RESEARCH		PASS-THROUGH	SAN DIEGO STATE UNIVERSITY			
93.307	MINORITY HEALTH AND HEALTH DISPARITIES RESEARCH		PASS-THROUGH	STANFORD UNIVERSITY	A139168	80,079	
93.307	MINORITY HEALTH AND HEALTH DISPARITIES RESEARCH		PASS-THROUGH	TEMPLE UNIVERSITY	A140545	59,831	
93.307	MINORITY HEALTH AND HEALTH DISPARITIES RESEARCH		PASS-THROUGH	THE CHILDREN'S HOSPITAL CORPORATION	GENFD0002179415:2	(14,131)	
93.307	MINORITY HEALTH AND HEALTH DISPARITIES RESEARCH		PASS-THROUGH	THE RAND CORPORATION	SCON-00000027:07	2,829	
93.307	MINORITY HEALTH AND HEALTH DISPARITIES RESEARCH		PASS-THROUGH	THE RAND CORPORATION	SCON-00000556:03	178,186	
					Sub 103574-00001		
93.307	MINORITY HEALTH AND HEALTH DISPARITIES RESEARCH		PASS-THROUGH	TUFTS UNIVERSITY	(MD016026)	131,225	
93.307	MINORITY HEALTH AND HEALTH DISPARITIES RESEARCH		PASS-THROUGH	UNIVERSITY OF COLORADO DENVER	FY19.001.005	93,870	
93.307	MINORITY HEALTH AND HEALTH DISPARITIES RESEARCH		PASS-THROUGH	UNIVERSITY OF HAWAII AT MANOA	A138723	49,578	
93.307	MINORITY HEALTH AND HEALTH DISPARITIES RESEARCH		PASS-THROUGH	UNIVERSITY OF HAWAII AT MANOA	MA1966:1	106,409	
93.307	MINORITY HEALTH AND HEALTH DISPARITIES RESEARCH		PASS-THROUGH	UNIVERSITY OF HAWAII AT MANOA	MA2046	2,193	
93.307	MINORITY HEALTH AND HEALTH DISPARITIES RESEARCH		PASS-THROUGH	UNIVERSITY OF ILLINOIS CHICAGO	A140989	46,722	
93.307	MINORITY HEALTH AND HEALTH DISPARITIES RESEARCH		PASS-THROUGH	UNIVERSITY OF MARYLAND, COLLEGE PARK	A139253	108,485	
93.307	MINORITY HEALTH AND HEALTH DISPARITIES RESEARCH		PASS-THROUGH	UNIVERSITY OF MICHIGAN	SUBK00013081	144,563	
93.307	MINORITY HEALTH AND HEALTH DISPARITIES RESEARCH		PASS-THROUGH	UNIVERSITY OF MINNESOTA	P007233602	222,328	
93.307	MINORITY HEALTH AND HEALTH DISPARITIES RESEARCH		PASS-THROUGH	UNIVERSITY OF PITTSBURGH	A130379	(11)	

University of California
Schedule of Expenditures of Federal Awards

For the Fiscal Year Ended June 30, 2024
(Expressed in Whole Dollars)

Assistance Listing Number	Federal Program Title	Additional Award Identification	Direct / Pass Through	Agency or Pass Through Entity	Pass Through No. or Other Identifier	Federal Expenditures	Funds Passed Through to Subrecipients
93.307	MINORITY HEALTH AND HEALTH DISPARITIES RESEARCH		PASS-THROUGH	UNIVERSITY OF PUERTO RICO	CCRRD-CAL-01 (MD007600)	143,202	
93.307	MINORITY HEALTH AND HEALTH DISPARITIES RESEARCH		PASS-THROUGH	UNIVERSITY OF SOUTH FLORIDA	6408-1149-00-B Sub SCON-00003304	76,845	
93.307	MINORITY HEALTH AND HEALTH DISPARITIES RESEARCH		PASS-THROUGH	UNIVERSITY OF SOUTHERN CALIFORNIA	(MD017344)	20,907	
93.307	MINORITY HEALTH AND HEALTH DISPARITIES RESEARCH		PASS-THROUGH	WASHINGTON UNIVERSITY IN ST. LOUIS	WU-24-0173-MOD-1	51,267	
93.310	TRANS-NIH RESEARCH SUPPORT	COVID-19	DIRECT	DEPARTMENT OF HEALTH AND HUMAN SERVICES (HHS)		(67,322)	
93.310	TRANS-NIH RESEARCH SUPPORT		DIRECT	DEPARTMENT OF HEALTH AND HUMAN SERVICES (HHS)		64,026,783	14,771,524
93.310	TRANS-NIH RESEARCH SUPPORT	COVID-19	PASS-THROUGH	OHIO STATE UNIVERSITY	60072959 sub ASUB00001239	15,857	
93.310	TRANS-NIH RESEARCH SUPPORT		PASS-THROUGH	ARIZONA STATE UNIVERSITY	(AA030489)	14,057	
93.310	TRANS-NIH RESEARCH SUPPORT		PASS-THROUGH	BECKMAN RESEARCH INSTITUTE OF THE CITY OF HOPE	sub 64732.2011960.669301	170,906	
93.310	TRANS-NIH RESEARCH SUPPORT		PASS-THROUGH	BUCK INSTITUTE FOR RESEARCH ON AGING	SA60001-UCB	54,136	
93.310	TRANS-NIH RESEARCH SUPPORT		PASS-THROUGH	CALIFORNIA STATE UNIVERSITY, SAN FRANCISCO STATE UNIVERSITY	A133377	86,439	
93.310	TRANS-NIH RESEARCH SUPPORT		PASS-THROUGH	CALIFORNIA STATE UNIVERSITY, SAN FRANCISCO STATE UNIVERSITY	A133378	56,215	
93.310	TRANS-NIH RESEARCH SUPPORT		PASS-THROUGH	CALIFORNIA STATE UNIVERSITY, SAN FRANCISCO STATE UNIVERSITY	A133388	349,715	
93.310	TRANS-NIH RESEARCH SUPPORT		PASS-THROUGH	CALIFORNIA STATE UNIVERSITY, SAN FRANCISCO STATE UNIVERSITY	A141307	53,158	
93.310	TRANS-NIH RESEARCH SUPPORT		PASS-THROUGH	CARNEGIE MELLON UNIVERSITY	1090732467591	153,020	
93.310	TRANS-NIH RESEARCH SUPPORT		PASS-THROUGH	CARNEGIE MELLON UNIVERSITY	1090785-437189	391,601	
93.310	TRANS-NIH RESEARCH SUPPORT		PASS-THROUGH	CASE WESTERN RESERVE UNIVERSITY	RES602125	94,864	
93.310	TRANS-NIH RESEARCH SUPPORT		PASS-THROUGH	CULTURA Y ARTE NATIVA DE LAS AMERICAS	10001	117,481	
93.310	TRANS-NIH RESEARCH SUPPORT		PASS-THROUGH	DREXEL UNIVERSITY	900169	106,155	
93.310	TRANS-NIH RESEARCH SUPPORT		PASS-THROUGH	DREXEL UNIVERSITY	9000168	53,317	
93.310	TRANS-NIH RESEARCH SUPPORT		PASS-THROUGH	DUKE UNIVERSITY	303-001172	77,041	
93.310	TRANS-NIH RESEARCH SUPPORT		PASS-THROUGH	DUKE UNIVERSITY	A137870	3,386	
93.310	TRANS-NIH RESEARCH SUPPORT		PASS-THROUGH	DUKE UNIVERSITY	A138658	802	
93.310	TRANS-NIH RESEARCH SUPPORT		PASS-THROUGH	DUKE UNIVERSITY	A142637	74,499	
93.310	TRANS-NIH RESEARCH SUPPORT		PASS-THROUGH	EMORY UNIVERSITY	A569724	777	
93.310	TRANS-NIH RESEARCH SUPPORT		PASS-THROUGH	GLADSTONE INSTITUTES	A132647	(5,799)	
93.310	TRANS-NIH RESEARCH SUPPORT		PASS-THROUGH	GLADSTONE INSTITUTES	A136610	46,700	
93.310	TRANS-NIH RESEARCH SUPPORT		PASS-THROUGH	JOHNS HOPKINS UNIVERSITY	2004394292/2005479929	131,352	
93.310	TRANS-NIH RESEARCH SUPPORT		PASS-THROUGH	KAISER FOUNDATION RESEARCH INSTITUTION	1UG3OD035540	33,826	
93.310	TRANS-NIH RESEARCH SUPPORT		PASS-THROUGH	KAISER FOUNDATION RESEARCH INSTITUTION	RNG209773-UCD-2	3,905	
93.310	TRANS-NIH RESEARCH SUPPORT		PASS-THROUGH	KAISER FOUNDATION RESEARCH INSTITUTION	RNG211423-UCD-01	16,515	
93.310	TRANS-NIH RESEARCH SUPPORT		PASS-THROUGH	KECK GRADUATE INSTITUTE OF APPLIED LIFE SCIENCES	GR750019UCR Sub 242301-05003B	185,950	
93.310	TRANS-NIH RESEARCH SUPPORT		PASS-THROUGH	LUDWIG INSTITUTE FOR CANCER RESEARCH	(DK107977) Sub CLEV_243601-6	1,630	
93.310	TRANS-NIH RESEARCH SUPPORT		PASS-THROUGH	LUDWIG INSTITUTE FOR CANCER RESEARCH	(NS112503)	(13,030)	
93.310	TRANS-NIH RESEARCH SUPPORT		PASS-THROUGH	MASS GENERAL BRIGHAM INCORPORA	1UF1NS131791-01	13,162	
93.310	TRANS-NIH RESEARCH SUPPORT		PASS-THROUGH	MEDICAL COLLEGE OF WISCONSIN	A22-2386	467	
93.310	TRANS-NIH RESEARCH SUPPORT		PASS-THROUGH	MEDICAL COLLEGE OF WISCONSIN	A22-2387	93,721	
93.310	TRANS-NIH RESEARCH SUPPORT		PASS-THROUGH	MOREHOUSE SCHOOL OF MEDICINE	U01-UCI003- Yr5	36,054	
93.310	TRANS-NIH RESEARCH SUPPORT		PASS-THROUGH	NEW YORK UNIVERSITY	19-A0-00-1003237	117,713	
93.310	TRANS-NIH RESEARCH SUPPORT		PASS-THROUGH	NEW YORK UNIVERSITY	A132094	56,399	
93.310	TRANS-NIH RESEARCH SUPPORT		PASS-THROUGH	OCHIN INC	OI-5641059	(53,937)	
93.310	TRANS-NIH RESEARCH SUPPORT		PASS-THROUGH	OHIO STATE UNIVERSITY	GR124381/SPC-1000005394	522,477	

University of California
Schedule of Expenditures of Federal Awards

For the Fiscal Year Ended June 30, 2024
(Expressed in Whole Dollars)

Assistance Listing Number	Federal Program Title	Additional Award Identification	Direct / Pass Through	Agency or Pass Through Entity	Pass Through No. or Other Identifier	Federal Expenditures	Funds Passed Through to Subrecipients
93.310	TRANS-NIH RESEARCH SUPPORT		PASS-THROUGH	RESEARCH FOUNDATION FOR THE STATE UNIVERSITY OF NEW YORK, TH	Sub R1112800(CA221244)	165	
93.310	TRANS-NIH RESEARCH SUPPORT		PASS-THROUGH	RESEARCH TRIANGLE INSTITUTE	66312021895267469L	156,769	
93.310	TRANS-NIH RESEARCH SUPPORT		PASS-THROUGH	RHODE ISLAND HOSPITAL	7137538	128,981	
93.310	TRANS-NIH RESEARCH SUPPORT		PASS-THROUGH	RHODE ISLAND HOSPITAL	7137951	57,981	
93.310	TRANS-NIH RESEARCH SUPPORT		PASS-THROUGH	SALK INSTITUTE FOR BIOLOGICAL STUDIES	Sub P1057617 (DA047731)	(8,721)	
93.310	TRANS-NIH RESEARCH SUPPORT		PASS-THROUGH	SANFORD BURNHAM PREBYS MEDICAL DISCOVERY INSTITUTE	Sub 70811-13708-UCSD	1,383,869	
93.310	TRANS-NIH RESEARCH SUPPORT		PASS-THROUGH	STANFORD UNIVERSITY	A138590	214,567	
93.310	TRANS-NIH RESEARCH SUPPORT		PASS-THROUGH	THE GENERAL HOSPITAL CORPORATION	A141512	258,009	
93.310	TRANS-NIH RESEARCH SUPPORT		PASS-THROUGH	THE GENERAL HOSPITAL CORPORATION	A141753	6,586	
93.310	TRANS-NIH RESEARCH SUPPORT		PASS-THROUGH	UNIVERSITY COLLEGE LONDON	WT1163724:2	(40)	
93.310	TRANS-NIH RESEARCH SUPPORT		PASS-THROUGH	UNIVERSITY OF AUCKLAND	SUB 3714493 (OD025349)	(29,699)	
93.310	TRANS-NIH RESEARCH SUPPORT		PASS-THROUGH	UNIVERSITY OF BOTSWANA	P1349-UB2UCB-23	44,809	
93.310	TRANS-NIH RESEARCH SUPPORT		PASS-THROUGH	UNIVERSITY OF BUEA	001/HD/2021:3	382,839	
93.310	TRANS-NIH RESEARCH SUPPORT		PASS-THROUGH	UNIVERSITY OF BUEA	002/HD/2021	370,145	
93.310	TRANS-NIH RESEARCH SUPPORT		PASS-THROUGH	UNIVERSITY OF CAPE TOWN	UCT32417	94,949	
93.310	TRANS-NIH RESEARCH SUPPORT		PASS-THROUGH	UNIVERSITY OF ILLINOIS URBANA-CHAMPAIGN	A132521	293,490	
93.310	TRANS-NIH RESEARCH SUPPORT		PASS-THROUGH	UNIVERSITY OF MARYLAND, COLLEGE PARK	1802271	(5,747)	
93.310	TRANS-NIH RESEARCH SUPPORT		PASS-THROUGH	UNIVERSITY OF MARYLAND, COLLEGE PARK	sub 1802271 UMB Ref. No.: 3	24	
93.310	TRANS-NIH RESEARCH SUPPORT		PASS-THROUGH	UNIVERSITY OF NEW MEXICO	A134395	144,278	
93.310	TRANS-NIH RESEARCH SUPPORT		PASS-THROUGH	UNIVERSITY OF NEW MEXICO	A142658	372,844	
93.310	TRANS-NIH RESEARCH SUPPORT		PASS-THROUGH	UNIVERSITY OF NORTH CAROLINA AT CHAPEL HILL	A130316	591,824	
93.310	TRANS-NIH RESEARCH SUPPORT		PASS-THROUGH	UNIVERSITY OF ROCHESTER	417408G/UR FAO GR510	(53,710)	
93.310	TRANS-NIH RESEARCH SUPPORT		PASS-THROUGH	UNIVERSITY OF ROCHESTER	SUB00000432 / GR532986	542,605	
93.310	TRANS-NIH RESEARCH SUPPORT		PASS-THROUGH	UNIVERSITY OF SOUTHERN CALIFORNIA	Sub SCON-00004716 (DK135739)	35,401	
93.310	TRANS-NIH RESEARCH SUPPORT		PASS-THROUGH	UNIVERSITY OF TENNESSEE HEALTH SCIENCE CENTER	A142740	161,783	
93.310	TRANS-NIH RESEARCH SUPPORT		PASS-THROUGH	UNIVERSITY OF UTAH	1006125804UCSC	28,126	
93.310	TRANS-NIH RESEARCH SUPPORT		PASS-THROUGH	UNIVERSITY OF WASHINGTON	A128522	465,601	
93.310	TRANS-NIH RESEARCH SUPPORT		PASS-THROUGH	UNIVERSITY OF WASHINGTON	UWSC11544	50,234	
93.310	TRANS-NIH RESEARCH SUPPORT		PASS-THROUGH	UNIVERSITY OF WASHINGTON	UWSC14549	304,577	
93.310	TRANS-NIH RESEARCH SUPPORT		PASS-THROUGH	UNIVERSITY OF WISCONSIN-MADISON	0000003025	85,977	
93.310	TRANS-NIH RESEARCH SUPPORT		PASS-THROUGH	UNIVERSITY OF WISCONSIN-MADISON	0000003145:1	104,789	
93.310	TRANS-NIH RESEARCH SUPPORT		PASS-THROUGH	UNIVERSITY OF WISCONSIN-MADISON	A128482	191,114	
93.310	TRANS-NIH RESEARCH SUPPORT		PASS-THROUGH	WAKE FOREST UNIVERSITY HEALTH SCIENCES	101810-14490	326,987	
93.310	TRANS-NIH RESEARCH SUPPORT		PASS-THROUGH	WASHINGTON UNIVERSITY IN ST. LOUIS	Sub WU-23-0282 (DK134301)	172,875	
93.310	TRANS-NIH RESEARCH SUPPORT		PASS-THROUGH	YALE UNIVERSITY	CON-80004859 (GR122741)	14,484	
93.310	TRANS-NIH RESEARCH SUPPORT		PASS-THROUGH	YALE UNIVERSITY	SUB (HG012510)	274,154	
93.310	TRANS-NIH RESEARCH SUPPORT		PASS-THROUGH	YALE UNIVERSITY	sub CON-80004260(GR119285)	232,554	
93.316	PUBLIC HEALTH PREPAREDNESS AND RESPONSE SCIENCE, RESEARCH, AND PRACTICE		PASS-THROUGH	REGENERON PHARMACEUTICALS, INC.	R10933-10987-COV2066	9,979	
93.317	EMERGING INFECTIONS PROGRAMS		PASS-THROUGH	HELUNA HEALTH	0008.0111	10,051	
93.317	EMERGING INFECTIONS PROGRAMS		PASS-THROUGH	HELUNA HEALTH	055370	100,000	
93.317	EMERGING INFECTIONS PROGRAMS		PASS-THROUGH	HELUNA HEALTH	A119300	59,337	
93.322	CSELS PARTNERSHIP: STRENGTHENING PUBLIC HEALTH LABORATORIES		PASS-THROUGH	AMERICAN ASSOCIATION OF CLINICAL ENDOCRINOLOGISTS, INC.	20231589	136,112	
93.323	EPIDEMIOLOGY AND LABORATORY CAPACITY FOR INFECTIOUS DISEASES (ELC)		DIRECT	DEPARTMENT OF HEALTH AND HUMAN SERVICES (HHS)		(343)	

University of California
Schedule of Expenditures of Federal Awards

For the Fiscal Year Ended June 30, 2024
(Expressed in Whole Dollars)

Assistance Listing Number	Federal Program Title	Additional Award Identification	Direct / Pass Through	Agency or Pass Through Entity	Pass Through No. or Other Identifier	Federal Expenditures	Funds Passed Through to Subrecipients
93.323	EPIDEMIOLOGY AND LABORATORY CAPACITY FOR INFECTIOUS DISEASES (ELC)		PASS-THROUGH	CALIFORNIA DEPARTMENT OF PUBLIC HEALTH	20-11088	626,058	
93.323	EPIDEMIOLOGY AND LABORATORY CAPACITY FOR INFECTIOUS DISEASES (ELC)		PASS-THROUGH	HELUNA HEALTH	A139249	30,379	
93.323	EPIDEMIOLOGY AND LABORATORY CAPACITY FOR INFECTIOUS DISEASES (ELC)		PASS-THROUGH	HELUNA HEALTH	A139294	(568)	
93.323	EPIDEMIOLOGY AND LABORATORY CAPACITY FOR INFECTIOUS DISEASES (ELC)		PASS-THROUGH	HELUNA HEALTH	A141251	61,930	
93.323	EPIDEMIOLOGY AND LABORATORY CAPACITY FOR INFECTIOUS DISEASES (ELC)		PASS-THROUGH	HELUNA HEALTH	A24-0763-01	378,738	
93.323	EPIDEMIOLOGY AND LABORATORY CAPACITY FOR INFECTIOUS DISEASES (ELC)		PASS-THROUGH	LOS ANGELES COUNTY DEPARTMENT OF HEALTH SERVICES	PH-004439:4	70,604	
93.350	NATIONAL CENTER FOR ADVANCING TRANSLATIONAL SCIENCES		DIRECT	DEPARTMENT OF HEALTH AND HUMAN SERVICES (HHS)		47,509,439	2,878,566
93.350	NATIONAL CENTER FOR ADVANCING TRANSLATIONAL SCIENCES		PASS-THROUGH	BAYLOR COLLEGE OF MEDICINE	A138778	41,088	
93.350	NATIONAL CENTER FOR ADVANCING TRANSLATIONAL SCIENCES		PASS-THROUGH	BOSTON UNIVERSITY	4500004607:006	(4,776)	
93.350	NATIONAL CENTER FOR ADVANCING TRANSLATIONAL SCIENCES		PASS-THROUGH	BOSTON UNIVERSITY	Sub 4500004316 (TR001430-06)	19,720	
93.350	NATIONAL CENTER FOR ADVANCING TRANSLATIONAL SCIENCES		PASS-THROUGH	CEDARS-SINAI MEDICAL CENTER	A137999	73,998	
93.350	NATIONAL CENTER FOR ADVANCING TRANSLATIONAL SCIENCES		PASS-THROUGH	CHILDREN'S RESEARCH INSTITUTE	30007159	37,309	
93.350	NATIONAL CENTER FOR ADVANCING TRANSLATIONAL SCIENCES		PASS-THROUGH	COLLABORATIONS PHARMACEUTICALS, INC.	SUB 20171862(TR002084)	(6,632)	
93.350	NATIONAL CENTER FOR ADVANCING TRANSLATIONAL SCIENCES		PASS-THROUGH	CYTONUS THERAPEUTICS, INC.	SUB 30086688	7,930	
93.350	NATIONAL CENTER FOR ADVANCING TRANSLATIONAL SCIENCES		PASS-THROUGH	EMORY UNIVERSITY	A732379 (U54NS116025)	116,647	
93.350	NATIONAL CENTER FOR ADVANCING TRANSLATIONAL SCIENCES		PASS-THROUGH	ICAHN SCHOOL OF MEDICINE AT MOUNT SINAI	0255-D514-4609	110,260	
93.350	NATIONAL CENTER FOR ADVANCING TRANSLATIONAL SCIENCES		PASS-THROUGH	INSTITUTE FOR SYSTEMS BIOLOGY	A135662	131,906	
93.350	NATIONAL CENTER FOR ADVANCING TRANSLATIONAL SCIENCES		PASS-THROUGH	MEDICAL UNIVERSITY OF SOUTH CAROLINA	Sub A20-0049-S003(TR002628)	151,322	
93.350	NATIONAL CENTER FOR ADVANCING TRANSLATIONAL SCIENCES		PASS-THROUGH	NEXLICO INC.	051913	18,539	
93.350	NATIONAL CENTER FOR ADVANCING TRANSLATIONAL SCIENCES		PASS-THROUGH	SCRIPPS HEALTH	Sub 5-55105 (TR002550)	9,976	
93.350	NATIONAL CENTER FOR ADVANCING TRANSLATIONAL SCIENCES		PASS-THROUGH	SEATTLE CHILDREN'S HOSPITAL	A135083	50,172	
93.350	NATIONAL CENTER FOR ADVANCING TRANSLATIONAL SCIENCES		PASS-THROUGH	THE SCRIPPS RESEARCH INSTITUTE	Sub 5-54768(TR002550)	(9)	
93.350	NATIONAL CENTER FOR ADVANCING TRANSLATIONAL SCIENCES		PASS-THROUGH	THE UNIVERSITY OF ALABAMA AT BIRMINGHAM	00051816-SC010:A02	7,135	
93.350	NATIONAL CENTER FOR ADVANCING TRANSLATIONAL SCIENCES		PASS-THROUGH	UNIVERSITY OF CINCINNATI	009904-018:3	(9,125)	
93.350	NATIONAL CENTER FOR ADVANCING TRANSLATIONAL SCIENCES		PASS-THROUGH	UNIVERSITY OF MICHIGAN	SUBK00011947	229,798	
93.350	NATIONAL CENTER FOR ADVANCING TRANSLATIONAL SCIENCES		PASS-THROUGH	UNIVERSITY OF PITTSBURGH	A141104	151,109	
93.350	NATIONAL CENTER FOR ADVANCING TRANSLATIONAL SCIENCES		PASS-THROUGH	UNIVERSITY OF PITTSBURGH	Sub AWD000006171	543,510	
93.350	NATIONAL CENTER FOR ADVANCING TRANSLATIONAL SCIENCES		PASS-THROUGH	VIRGINIA COMMONWEALTH UNIVERSITY	FP00010833_SA003	226	
93.350	NATIONAL CENTER FOR ADVANCING TRANSLATIONAL SCIENCES		PASS-THROUGH	WASHINGTON UNIVERSITY IN ST. LOUIS	WU-23-0358	(4,120)	
93.350	NATIONAL CENTER FOR ADVANCING TRANSLATIONAL SCIENCES		PASS-THROUGH	WASHINGTON UNIVERSITY IN ST. LOUIS	WU-24-0027/PO-ST00015834	44,646	
93.351	RESEARCH INFRASTRUCTURE PROGRAMS		DIRECT	DEPARTMENT OF HEALTH AND HUMAN SERVICES (HHS)		27,965,311	1,626,477
93.351	RESEARCH INFRASTRUCTURE PROGRAMS		PASS-THROUGH	EMORY UNIVERSITY	5R13OD034052-02	75,053	
93.351	RESEARCH INFRASTRUCTURE PROGRAMS		PASS-THROUGH	OREGON HEALTH & SCIENCE UNIVERSITY	1R24OD034055-01	44,624	
93.351	RESEARCH INFRASTRUCTURE PROGRAMS		PASS-THROUGH	UNIVERSITY OF KANSAS / UNIVERSITY OF KANSAS CENTER FOR RESEA	FY2023-080	62,524	
93.352	CONSTRUCTION SUPPORT		DIRECT	DEPARTMENT OF HEALTH AND HUMAN SERVICES (HHS)		3,787,779	417,340
93.352	CONSTRUCTION SUPPORT		PASS-THROUGH	LA JOLLA INSTITUTE FOR IMMUNOLOGY	Sub 20188-44-372 (DE028227)	191,752	
93.352	CONSTRUCTION SUPPORT		PASS-THROUGH	UNIVERSITY OF COLORADO DENVER	Sub FY20.904.003 (CA244688)	(8,009)	
93.353	21ST CENTURY CURES ACT - BEAU BIDEN CANCER MOONSHOT		DIRECT	DEPARTMENT OF HEALTH AND HUMAN SERVICES (HHS)		6,630,704	1,499,096
93.353	21ST CENTURY CURES ACT - BEAU BIDEN CANCER MOONSHOT		PASS-THROUGH	BOSTON UNIVERSITY	4500002989:003	11,153	
93.353	21ST CENTURY CURES ACT - BEAU BIDEN CANCER MOONSHOT		PASS-THROUGH	CHILDREN'S HOSPITAL OF PHILADELPHIA	SUB 3201460821 (CA233285)	(571)	
93.353	21ST CENTURY CURES ACT - BEAU BIDEN CANCER MOONSHOT		PASS-THROUGH	CITY OF HOPE	62055.2008085.669301	19,822	

University of California
Schedule of Expenditures of Federal Awards

For the Fiscal Year Ended June 30, 2024
(Expressed in Whole Dollars)

Assistance Listing Number	Federal Program Title	Additional Award Identification	Pass Through No. or Other		Funds Passed Through to Subrecipients
			Direct / Pass Through	Agency or Pass Through Entity	
					Federal Expenditures
93.353	21ST CENTURY CURES ACT - BEAU BIDEN CANCER MOONSHOT	PASS-THROUGH	DANA-FARBER CANCER INSTITUTE, INC.	A132526	3,906
93.353	21ST CENTURY CURES ACT - BEAU BIDEN CANCER MOONSHOT	PASS-THROUGH	DANA-FARBER CANCER INSTITUTE, INC.	A132678	(79,181)
93.353	21ST CENTURY CURES ACT - BEAU BIDEN CANCER MOONSHOT	PASS-THROUGH	FRED HUTCHINSON CANCER CENTER	A134608	(18,896)
93.353	21ST CENTURY CURES ACT - BEAU BIDEN CANCER MOONSHOT	PASS-THROUGH	FRED HUTCHINSON CANCER CENTER	A135136	507,588
93.353	21ST CENTURY CURES ACT - BEAU BIDEN CANCER MOONSHOT	PASS-THROUGH	KAISER PERMANENTE DIVISION OF RESEARCH	RNG210680-UCLA-01:04	53,463
93.353	21ST CENTURY CURES ACT - BEAU BIDEN CANCER MOONSHOT	PASS-THROUGH	NATIONWIDE CHILDREN'S HOSPITAL	700179-0623-00	(14,822)
93.355	CERTIFIED HEALTH IT SURVEILLANCE CAPACITY AND INFRASTRUCTURE IMPROVEMENT COOPERATIVE AGREEMENT PROGRAM	PASS-THROUGH	CALIFORNIA STATE UNIVERSITY, LONG BEACH FOUNDATION	SG256021100UCB	510,632
93.360	BIOMEDICAL ADVANCED RESEARCH AND DEVELOPMENT AUTHORITY (BARDA), BIODEFENSE MEDICAL COUNTERMEASURE DEVELOPMENT	DIRECT	DEPARTMENT OF HEALTH AND HUMAN SERVICES (HHS)		108,058
93.360	BIOMEDICAL ADVANCED RESEARCH AND DEVELOPMENT AUTHORITY (BARDA), BIODEFENSE MEDICAL COUNTERMEASURE DEVELOPMENT	PASS-THROUGH	CELLICS THERAPEUTICS, INC.	Sub (4500003622 / IDSEP160030)	263,929
93.360	BIOMEDICAL ADVANCED RESEARCH AND DEVELOPMENT AUTHORITY (BARDA), BIODEFENSE MEDICAL COUNTERMEASURE DEVELOPMENT	PASS-THROUGH	VAXCYTE, INC.	Sub 20191655 (4500003905)	14,796
93.361	NURSING RESEARCH	DIRECT	DEPARTMENT OF HEALTH AND HUMAN SERVICES (HHS)		3,033,581
93.361	NURSING RESEARCH	PASS-THROUGH	BAYLOR COLLEGE OF MEDICINE	P700000742	14,055
93.361	NURSING RESEARCH	PASS-THROUGH	BROWN UNIVERSITY	00001843:2	419,861
93.361	NURSING RESEARCH	PASS-THROUGH	CALIFORNIA INSTITUTE OF TECHNOLOGY	S458206:2	(604)
93.361	NURSING RESEARCH	PASS-THROUGH	CENTER FOR VETERANS RESEARCH AND EDUCATION	F10058-03:1	11,535
93.361	NURSING RESEARCH	PASS-THROUGH	CHILDREN'S HOSPITAL MEDICAL CENTER OF AKRON	Sub 23-0001-A0001-SUB05	37,347
93.361	NURSING RESEARCH	PASS-THROUGH	CLEVELAND CLINIC LERNER COLLEGE OF MEDICINE	A141335	294,346
93.361	NURSING RESEARCH	PASS-THROUGH	EMORY UNIVERSITY	A142414	16,643
93.361	NURSING RESEARCH	PASS-THROUGH	INDIANA UNIVERSITY	9557-UCLA:1	62,804
93.361	NURSING RESEARCH	PASS-THROUGH	INDIANA UNIVERSITY	9559-UCD/PO0591066	37,464
93.361	NURSING RESEARCH	PASS-THROUGH	INDIANA UNIVERSITY	A143585	4,890
93.361	NURSING RESEARCH	PASS-THROUGH	JOHNS HOPKINS UNIVERSITY	2005759824:01	56,752
93.361	NURSING RESEARCH	PASS-THROUGH	NEW YORK UNIVERSITY	16-A1-00-005413-01:6	4,343
93.361	NURSING RESEARCH	PASS-THROUGH	PACIFIC INSTITUTE FOR RESEARCH AND EVALUATION	Sub 1135-UCSD01 (NR021019)	102,491
93.361	NURSING RESEARCH	PASS-THROUGH	STANFORD UNIVERSITY	62744400-206060	19,640
93.361	NURSING RESEARCH	PASS-THROUGH	STANFORD UNIVERSITY	63394903-125802	126,941
93.361	NURSING RESEARCH	PASS-THROUGH	STANFORD UNIVERSITY	Sub 63234429-125082 (NR017020)	5,483
93.361	NURSING RESEARCH	PASS-THROUGH	THE GENERAL HOSPITAL CORPORATION	A132844	16,465
93.361	NURSING RESEARCH	PASS-THROUGH	UNIVERSITY OF COLORADO DENVER	A132480	15,776
93.361	NURSING RESEARCH	PASS-THROUGH	UNIVERSITY OF COLORADO SYSTEM	FY20.961.003:5	11,202
93.361	NURSING RESEARCH	PASS-THROUGH	UNIVERSITY OF PITTSBURGH	A139887	16,150
93.361	NURSING RESEARCH	PASS-THROUGH	UNIVERSITY OF PITTSBURGH	AWD00005441	14,698
93.361	NURSING RESEARCH	PASS-THROUGH	UNIVERSITY OF TENNESSEE	24-0179-UCLA:5	39,858
93.361	NURSING RESEARCH	PASS-THROUGH	UNIVERSITY OF TEXAS AT AUSTIN	UTAUS-SUB00001204:1	17,459
93.361	NURSING RESEARCH	PASS-THROUGH	UNIVERSITY OF TEXAS AT AUSTIN	UTAUS-SUB00001205	21,470
93.361	NURSING RESEARCH	PASS-THROUGH	UNIVERSITY OF TEXAS HEALTH SCIENCE CENTER AT HOUSTON	SA0000206	11,405
93.361	NURSING RESEARCH	PASS-THROUGH	UNIVERSITY OF WASHINGTON	UWSC14677:1	30,853
93.361	NURSING RESEARCH	PASS-THROUGH	WASHINGTON UNIVERSITY IN ST. LOUIS	A134398	136,065
93.365	SICKLE CELL TREATMENT DEMONSTRATION PROGRAM	PASS-THROUGH	CENTER FOR COMPREHENSIVE CARE & DIAGNOSIS OF INHERITED BLOOD	sub CIBDIX2021HRSA-UCSD- 08	(7,637)
93.365	SICKLE CELL TREATMENT DEMONSTRATION PROGRAM	PASS-THROUGH	CENTER FOR COMPREHENSIVE CARE & DIAGNOSIS OF INHERITED BLOOD	Sub CIBDIX2021HRSA-UCSD- 09	64,974
93.368	21ST CENTURY CURES ACT - PRECISION MEDICINE INITIATIVE	DIRECT	DEPARTMENT OF HEALTH AND HUMAN SERVICES (HHS)		1,439,097

University of California
Schedule of Expenditures of Federal Awards

For the Fiscal Year Ended June 30, 2024
(Expressed in Whole Dollars)

Assistance Listing Number	Federal Program Title	Additional Award Identification	Direct / Pass Through	Agency or Pass Through Entity	Pass Through No. or Other Identifier	Federal Expenditures	Funds Passed Through to Subrecipients
93.384	ADVANCED RESEARCH PROJECTS AGENCY FOR HEALTH (ARPA-H)		DIRECT	DEPARTMENT OF HEALTH AND HUMAN SERVICES (HHS)		331,127	
93.387	NATIONAL AND STATE TOBACCO CONTROL PROGRAM		DIRECT	DEPARTMENT OF HEALTH AND HUMAN SERVICES (HHS)		813,768	
93.393	CANCER CAUSE AND PREVENTION RESEARCH		DIRECT	DEPARTMENT OF HEALTH AND HUMAN SERVICES (HHS)		38,540,366	10,612,869
93.393	CANCER CAUSE AND PREVENTION RESEARCH		PASS-THROUGH	BAYLOR COLLEGE OF MEDICINE	P700000695	64,412	
93.393	CANCER CAUSE AND PREVENTION RESEARCH		PASS-THROUGH	BAYLOR COLLEGE OF MEDICINE	P700000792	19,634	
93.393	CANCER CAUSE AND PREVENTION RESEARCH		PASS-THROUGH	BECKMAN RESEARCH INSTITUTE OF THE CITY OF HOPE	64607.2011735.669202	3,275	
93.393	CANCER CAUSE AND PREVENTION RESEARCH		PASS-THROUGH	BECKMAN RESEARCH INSTITUTE OF THE CITY OF HOPE	A136685	44,703	
93.393	CANCER CAUSE AND PREVENTION RESEARCH		PASS-THROUGH	BECKMAN RESEARCH INSTITUTE OF THE CITY OF HOPE	A140702	21,575	
93.393	CANCER CAUSE AND PREVENTION RESEARCH		PASS-THROUGH	BECKMAN RESEARCH INSTITUTE OF THE CITY OF HOPE	Sub 63147.2010090.669301	1,961	
93.393	CANCER CAUSE AND PREVENTION RESEARCH		PASS-THROUGH	BOSTON UNIVERSITY	4500003170	5,183	
93.393	CANCER CAUSE AND PREVENTION RESEARCH		PASS-THROUGH	CALIBERMRI, INC.	A132763	79,283	26,207
93.393	CANCER CAUSE AND PREVENTION RESEARCH		PASS-THROUGH	CARNEGIE MELLON UNIVERSITY	1090617-430332	29,884	
93.393	CANCER CAUSE AND PREVENTION RESEARCH		PASS-THROUGH	CEDARS-SINAI MEDICAL CENTER	1454643:3	(2,282)	
93.393	CANCER CAUSE AND PREVENTION RESEARCH		PASS-THROUGH	CEDARS-SINAI MEDICAL CENTER	1684117:3	1,169	
93.393	CANCER CAUSE AND PREVENTION RESEARCH		PASS-THROUGH	CITY OF HOPE	Sub 20201618(CA199277)	164,727	
				Subaward			
93.393	CANCER CAUSE AND PREVENTION RESEARCH		PASS-THROUGH	CITY OF HOPE	64035.2011566.6693	46,177	
93.393	CANCER CAUSE AND PREVENTION RESEARCH		PASS-THROUGH	COLUMBIA UNIVERSITY	17(GG015997-03):4	110,702	
93.393	CANCER CAUSE AND PREVENTION RESEARCH		PASS-THROUGH	COLUMBIA UNIVERSITY IRVING MEDICAL CENTER	A141911	505,425	
93.393	CANCER CAUSE AND PREVENTION RESEARCH		PASS-THROUGH	COOLER HEADS CARE, INC.	A142999	1,546	
93.393	CANCER CAUSE AND PREVENTION RESEARCH		PASS-THROUGH	CORNELL UNIVERSITY	A137166	14,394	
93.393	CANCER CAUSE AND PREVENTION RESEARCH		PASS-THROUGH	CORNELL UNIVERSITY	Sub 205190 (R01 CA218254)	(21,493)	
93.393	CANCER CAUSE AND PREVENTION RESEARCH		PASS-THROUGH	DANA-FARBER CANCER INSTITUTE, INC.	1201305:5	161,193	
93.393	CANCER CAUSE AND PREVENTION RESEARCH		PASS-THROUGH	DANA-FARBER CANCER INSTITUTE, INC.	1320503:4	105,370	
93.393	CANCER CAUSE AND PREVENTION RESEARCH		PASS-THROUGH	DANA-FARBER CANCER INSTITUTE, INC.	A132896	21,535	
93.393	CANCER CAUSE AND PREVENTION RESEARCH		PASS-THROUGH	DANA-FARBER/PARTNERS CANCER CARE, INC.	A142713	13,683	
93.393	CANCER CAUSE AND PREVENTION RESEARCH		PASS-THROUGH	DARTMOUTH COLLEGE	A136268	2,197	
93.393	CANCER CAUSE AND PREVENTION RESEARCH		PASS-THROUGH	DUKE UNIVERSITY	A131808	(4)	
93.393	CANCER CAUSE AND PREVENTION RESEARCH		PASS-THROUGH	ECOG-ACRIN MEDICAL RESEARCH FOUNDATION, INC.	A136725	352	
93.393	CANCER CAUSE AND PREVENTION RESEARCH		PASS-THROUGH	FRED HUTCHINSON CANCER CENTER	0001109902:2	55,550	
93.393	CANCER CAUSE AND PREVENTION RESEARCH		PASS-THROUGH	FRONTIER SCIENCE & TECHNOLOGY RESEARCH FOUNDATION			
93.393	CANCER CAUSE AND PREVENTION RESEARCH		PASS-THROUGH	INC.	1002	41,548	
93.393	CANCER CAUSE AND PREVENTION RESEARCH		PASS-THROUGH	GEORGETOWN UNIVERSITY	425075_GR424901-UCLA	37,816	
93.393	CANCER CAUSE AND PREVENTION RESEARCH		PASS-THROUGH	GEORGETOWN UNIVERSITY	425886_GR425652-UCLA	32,615	
93.393	CANCER CAUSE AND PREVENTION RESEARCH		PASS-THROUGH	H. LEE MOFFITT CANCER CENTER & RESEARCH INSTITUTE, INC	10-20154-99-01-G3	46,954	
93.393	CANCER CAUSE AND PREVENTION RESEARCH		PASS-THROUGH	H. LEE MOFFITT CANCER CENTER & RESEARCH INSTITUTE, INC	10-20262-99-01-G4:1	38,527	
93.393	CANCER CAUSE AND PREVENTION RESEARCH		PASS-THROUGH	H. LEE MOFFITT CANCER CENTER & RESEARCH INSTITUTE, INC	10-21464-03-01-G4	29,522	
93.393	CANCER CAUSE AND PREVENTION RESEARCH		PASS-THROUGH	ICAHN SCHOOL OF MEDICINE AT MOUNT SINAI	A138555	674,188	
93.393	CANCER CAUSE AND PREVENTION RESEARCH		PASS-THROUGH	ICAHN SCHOOL OF MEDICINE AT MOUNT SINAI	A138600	1,059,956	
93.393	CANCER CAUSE AND PREVENTION RESEARCH		PASS-THROUGH	ICAHN SCHOOL OF MEDICINE AT MOUNT SINAI	A138603	53,946	
93.393	CANCER CAUSE AND PREVENTION RESEARCH		PASS-THROUGH	JOHNS HOPKINS UNIVERSITY	A138149	8,051	
93.393	CANCER CAUSE AND PREVENTION RESEARCH		PASS-THROUGH	KAISER FOUNDATION RESEARCH INSTITUTION	210094-01	20,040	
93.393	CANCER CAUSE AND PREVENTION RESEARCH		PASS-THROUGH	KAISER FOUNDATION RESEARCH INSTITUTION	A137600	263,081	
93.393	CANCER CAUSE AND PREVENTION RESEARCH		PASS-THROUGH	KAISER FOUNDATION RESEARCH INSTITUTION	A140060	62,813	
93.393	CANCER CAUSE AND PREVENTION RESEARCH		PASS-THROUGH	KAISER FOUNDATION RESEARCH INSTITUTION	P01CA233432	32,194	
93.393	CANCER CAUSE AND PREVENTION RESEARCH		PASS-THROUGH	KAISER FOUNDATION RESEARCH INSTITUTION	RNG211061-UCD-01	52,506	
93.393	CANCER CAUSE AND PREVENTION RESEARCH		PASS-THROUGH	KAISER FOUNDATION RESEARCH INSTITUTION	RNG211065-UCD-01	74,607	
93.393	CANCER CAUSE AND PREVENTION RESEARCH		PASS-THROUGH	KAISER PERMANENTE DIVISION OF RESEARCH	210542-03	46,548	
93.393	CANCER CAUSE AND PREVENTION RESEARCH		PASS-THROUGH	KAISER PERMANENTE DIVISION OF RESEARCH	A133935	83,398	

University of California
Schedule of Expenditures of Federal Awards

For the Fiscal Year Ended June 30, 2024
(Expressed in Whole Dollars)

Assistance Listing Number	Federal Program Title	Additional Award Identification	Direct / Pass Through	Agency or Pass Through Entity	Pass Through No. or Other Identifier	Federal Expenditures	Funds Passed Through to Subrecipients
93.393	CANCER CAUSE AND PREVENTION RESEARCH		PASS-THROUGH	KAISER PERMANENTE DIVISION OF RESEARCH	RNG211477-UCLA-03:2	13,348	
93.393	CANCER CAUSE AND PREVENTION RESEARCH		PASS-THROUGH	KAISER PERMANENTE WASHINGTON HEALTH RESEARCH INSTITUTE	SUB (CA237322) RNG210201-UCSD	43,119	
93.393	CANCER CAUSE AND PREVENTION RESEARCH		PASS-THROUGH	MAYO CLINIC/MAYO FOUNDATION FOR MEDICAL EDUCATION & RESEARCH	A141166	233,665	
93.393	CANCER CAUSE AND PREVENTION RESEARCH		PASS-THROUGH	MAYO CLINIC/MAYO FOUNDATION FOR MEDICAL EDUCATION & RESEARCH	UCA302657	70,198	
93.393	CANCER CAUSE AND PREVENTION RESEARCH		PASS-THROUGH	MAYO CLINIC/MAYO FOUNDATION FOR MEDICAL EDUCATION & RESEARCH	UCD-303290 / PO# P000410465	37,360	
93.393	CANCER CAUSE AND PREVENTION RESEARCH		PASS-THROUGH	MEMORIAL SLOAN-KETTERING CANCER CENTER	Sub MSKSUB000000114 (CA228696)	192,664	
93.393	CANCER CAUSE AND PREVENTION RESEARCH		PASS-THROUGH	MEMORIAL SLOAN-KETTERING CANCER CENTER	SUB000000480AM3	17,805	
93.393	CANCER CAUSE AND PREVENTION RESEARCH		PASS-THROUGH	NEW YORK UNIVERSITY	A141587	89,390	
93.393	CANCER CAUSE AND PREVENTION RESEARCH		PASS-THROUGH	NORTHWESTERN UNIVERSITY	60058756 UCI	29,120	
93.393	CANCER CAUSE AND PREVENTION RESEARCH		PASS-THROUGH	NORTHWESTERN UNIVERSITY	A130203	55,500	
93.393	CANCER CAUSE AND PREVENTION RESEARCH		PASS-THROUGH	OPSCLEAR LLC	A22-1213	20,996	
93.393	CANCER CAUSE AND PREVENTION RESEARCH		PASS-THROUGH	PALO ALTO VETERANS INSTITUTE FOR RESEARCH, INC.	CJA0006-02	16,998	
93.393	CANCER CAUSE AND PREVENTION RESEARCH		PASS-THROUGH	RADIABEAM TECHNOLOGIES, LLC	2LRR	5,659	
93.393	CANCER CAUSE AND PREVENTION RESEARCH		PASS-THROUGH	RUTGERS, THE STATE UNIVERSITY OF NEW JERSEY	879	203,071	
93.393	CANCER CAUSE AND PREVENTION RESEARCH		PASS-THROUGH	SALK INSTITUTE FOR BIOLOGICAL STUDIES	SUB A22-0020-S001 (CA258221)	300,631	
93.393	CANCER CAUSE AND PREVENTION RESEARCH		PASS-THROUGH	SEATTLE INSTITUTE FOR BIOMEDICAL AND CLIN RESEARCH	CK11-UCD5	152,470	
93.393	CANCER CAUSE AND PREVENTION RESEARCH		PASS-THROUGH	STANFORD UNIVERSITY	A131861	2,190	
93.393	CANCER CAUSE AND PREVENTION RESEARCH		PASS-THROUGH	STANFORD UNIVERSITY	A139155	49,631	
93.393	CANCER CAUSE AND PREVENTION RESEARCH		PASS-THROUGH	STANFORD UNIVERSITY	A143054	9,897	
93.393	CANCER CAUSE AND PREVENTION RESEARCH		PASS-THROUGH	THE GENERAL HOSPITAL CORPORATION	245366	3,816	
93.393	CANCER CAUSE AND PREVENTION RESEARCH		PASS-THROUGH	THE INSTITUTE FOR CANCER RESEARCH	1518400	287,001	
93.393	CANCER CAUSE AND PREVENTION RESEARCH		PASS-THROUGH	THE UNIVERSITY OF ALABAMA AT BIRMINGHAM	A132184	146,810	
93.393	CANCER CAUSE AND PREVENTION RESEARCH		PASS-THROUGH	THE UNIVERSITY OF ALABAMA AT BIRMINGHAM	Sub 000527577-SC011 (CA248439)	46,466	
93.393	CANCER CAUSE AND PREVENTION RESEARCH		PASS-THROUGH	TULANE UNIVERSITY OF LOUISIANA	A134703	7,974	
93.393	CANCER CAUSE AND PREVENTION RESEARCH		PASS-THROUGH	UNIVERSITY AT BUFFALO (A STATE UNIVERSITY OF NEW YORK CAMPUS	R1319537	228,008	
93.393	CANCER CAUSE AND PREVENTION RESEARCH		PASS-THROUGH	UNIVERSITY OF ARIZONA	586331	23,117	
93.393	CANCER CAUSE AND PREVENTION RESEARCH		PASS-THROUGH	UNIVERSITY OF ARKANSAS, FAYETTEVILLE	UA2023-371:3	39,555	
93.393	CANCER CAUSE AND PREVENTION RESEARCH		PASS-THROUGH	UNIVERSITY OF COLORADO SYSTEM	FY21.206.001	195,550	
93.393	CANCER CAUSE AND PREVENTION RESEARCH		PASS-THROUGH	UNIVERSITY OF HAWAII AT MANOA	A133201	313,729	
93.393	CANCER CAUSE AND PREVENTION RESEARCH		PASS-THROUGH	UNIVERSITY OF HAWAII AT MANOA	A141059	236,780	
93.393	CANCER CAUSE AND PREVENTION RESEARCH		PASS-THROUGH	UNIVERSITY OF HAWAII AT MANOA	A141236	139,019	
93.393	CANCER CAUSE AND PREVENTION RESEARCH		PASS-THROUGH	UNIVERSITY OF KANSAS MEDICAL CENTER RESEARCH INSTITUTE, INC.	A141348	20,120	
93.393	CANCER CAUSE AND PREVENTION RESEARCH		PASS-THROUGH	UNIVERSITY OF MARYLAND, BALTIMORE	A141226	28,342	
93.393	CANCER CAUSE AND PREVENTION RESEARCH		PASS-THROUGH	UNIVERSITY OF MIAMI	OS00000717	8,013	
93.393	CANCER CAUSE AND PREVENTION RESEARCH		PASS-THROUGH	UNIVERSITY OF MICHIGAN	3004171785:7	748	
93.393	CANCER CAUSE AND PREVENTION RESEARCH		PASS-THROUGH	UNIVERSITY OF MICHIGAN	R21CA251343	39,412	
93.393	CANCER CAUSE AND PREVENTION RESEARCH		PASS-THROUGH	UNIVERSITY OF MINNESOTA	A010751401	59,984	
93.393	CANCER CAUSE AND PREVENTION RESEARCH		PASS-THROUGH	UNIVERSITY OF MINNESOTA	A140639	22,063	
93.393	CANCER CAUSE AND PREVENTION RESEARCH		PASS-THROUGH	UNIVERSITY OF NORTH CAROLINA AT CHAPEL HILL	5116923	14,706	
93.393	CANCER CAUSE AND PREVENTION RESEARCH		PASS-THROUGH	UNIVERSITY OF NORTH CAROLINA AT CHAPEL HILL	sub 515810(CA227122)	(542)	
93.393	CANCER CAUSE AND PREVENTION RESEARCH		PASS-THROUGH	UNIVERSITY OF NORTH TEXAS	GF00017-1:01	14,631	
93.393	CANCER CAUSE AND PREVENTION RESEARCH		PASS-THROUGH	UNIVERSITY OF OKLAHOMA	RS20202350-04:1	40,541	
93.393	CANCER CAUSE AND PREVENTION RESEARCH		PASS-THROUGH	UNIVERSITY OF PITTSBURGH	AWD00002840	110,502	
93.393	CANCER CAUSE AND PREVENTION RESEARCH		PASS-THROUGH	UNIVERSITY OF ROCHESTER	SUB000000540AM1/URFAO	37,264	
93.393	CANCER CAUSE AND PREVENTION RESEARCH		PASS-THROUGH	UNIVERSITY OF SOUTHERN CALIFORNIA	143298642	17,656	

University of California
Schedule of Expenditures of Federal Awards

For the Fiscal Year Ended June 30, 2024
(Expressed in Whole Dollars)

Assistance Listing Number	Federal Program Title	Additional Award Identification	Pass Through No. or Other Identifier		Funds Passed Through to Subrecipients
			Direct / Pass Through	Agency or Pass Through Entity	
93.393	CANCER CAUSE AND PREVENTION RESEARCH		PASS-THROUGH	UNIVERSITY OF SOUTHERN CALIFORNIA	A131378 12,522
93.393	CANCER CAUSE AND PREVENTION RESEARCH		PASS-THROUGH	UNIVERSITY OF SOUTHERN CALIFORNIA	A131995 329,374
93.393	CANCER CAUSE AND PREVENTION RESEARCH		PASS-THROUGH	UNIVERSITY OF SOUTHERN CALIFORNIA	SCON-00002947 263,399
93.393	CANCER CAUSE AND PREVENTION RESEARCH		PASS-THROUGH	UNIVERSITY OF SOUTHERN CALIFORNIA	SCON-00003161:2 4,770
93.393	CANCER CAUSE AND PREVENTION RESEARCH		PASS-THROUGH	UNIVERSITY OF SOUTHERN CALIFORNIA	SCON-00003529 88,784
93.393	CANCER CAUSE AND PREVENTION RESEARCH		PASS-THROUGH	UNIVERSITY OF SOUTHERN CALIFORNIA	SCON-00003763 81,732
93.393	CANCER CAUSE AND PREVENTION RESEARCH		PASS-THROUGH	UNIVERSITY OF SOUTHERN CALIFORNIA	SCON-00005984 33,938
93.393	CANCER CAUSE AND PREVENTION RESEARCH		PASS-THROUGH	UNIVERSITY OF SOUTHERN CALIFORNIA	Sub ID00005848 26,232
				Sub SCON-00005317 (CA262258)	4,596
93.393	CANCER CAUSE AND PREVENTION RESEARCH		PASS-THROUGH	UNIVERSITY OF TEXAS M.D. ANDERSON CANCER CENTER	3002023553:1 92,248
93.393	CANCER CAUSE AND PREVENTION RESEARCH		PASS-THROUGH	UNIVERSITY OF TEXAS M.D. ANDERSON CANCER CENTER	A132491 40,753
93.393	CANCER CAUSE AND PREVENTION RESEARCH		PASS-THROUGH	UNIVERSITY OF TEXAS M.D. ANDERSON CANCER CENTER	Sub 3001543561 (CA243554) 117,539
93.393	CANCER CAUSE AND PREVENTION RESEARCH		PASS-THROUGH	UNIVERSITY OF TEXAS M.D. ANDERSON CANCER CENTER	Sub 3001922252 (CA267856) 43,350
93.393	CANCER CAUSE AND PREVENTION RESEARCH		PASS-THROUGH	UNIVERSITY OF TEXAS SOUTHWESTERN MEDICAL CENTER	GMO220712 P000002697 2,253
93.393	CANCER CAUSE AND PREVENTION RESEARCH		PASS-THROUGH	UNIVERSITY OF UTAH	1006125803-UCSC 110,723
93.393	CANCER CAUSE AND PREVENTION RESEARCH		PASS-THROUGH	UNIVERSITY OF UTAH	A136776 196,475
93.393	CANCER CAUSE AND PREVENTION RESEARCH		PASS-THROUGH	UNIVERSITY OF VERMONT	A135149 29,637
93.393	CANCER CAUSE AND PREVENTION RESEARCH		PASS-THROUGH	UNIVERSITY OF VERMONT	A142435 72,999
93.393	CANCER CAUSE AND PREVENTION RESEARCH		PASS-THROUGH	UNIVERSITY OF VERMONT	AWD00001578SUB00000518 36,060
93.393	CANCER CAUSE AND PREVENTION RESEARCH		PASS-THROUGH	UNIVERSITY OF VERMONT	AWD46SUB15 32,825
93.393	CANCER CAUSE AND PREVENTION RESEARCH		PASS-THROUGH	UNIVERSITY OF VIRGINIA	A143047 22,992
93.393	CANCER CAUSE AND PREVENTION RESEARCH		PASS-THROUGH	UNIVERSITY OF VIRGINIA	GB11058.169242 56,675
93.393	CANCER CAUSE AND PREVENTION RESEARCH		PASS-THROUGH	UNIVERSITY OF WASHINGTON	A137332 38,292
93.393	CANCER CAUSE AND PREVENTION RESEARCH		PASS-THROUGH	UNIVERSITY OF WASHINGTON	UWSC11970:4 51,531
93.393	CANCER CAUSE AND PREVENTION RESEARCH		PASS-THROUGH	UNIVERSITY OF WASHINGTON	UWSC12783:2 44,525
93.393	CANCER CAUSE AND PREVENTION RESEARCH		PASS-THROUGH	UNIVERSITY OF WASHINGTON	UWSC12809 24,627
				VPA GUPTA 323320rev (CA222866)	42,024
93.393	CANCER CAUSE AND PREVENTION RESEARCH		PASS-THROUGH	VETERANS MEDICAL RESEARCH FOUNDATION OF SAN DIEGO	20180P-Huang-UCI 5,000
93.393	CANCER CAUSE AND PREVENTION RESEARCH		PASS-THROUGH	WESTERN UNIVERSITY OF HEALTH SCIENCES	A132162 30,693
93.393	CANCER CAUSE AND PREVENTION RESEARCH		PASS-THROUGH	YESHIVA UNIVERSITY	
93.394	CANCER DETECTION AND DIAGNOSIS RESEARCH	COVID-19	DIRECT	DEPARTMENT OF HEALTH AND HUMAN SERVICES (HHS)	112,853
93.394	CANCER DETECTION AND DIAGNOSIS RESEARCH		DIRECT	DEPARTMENT OF HEALTH AND HUMAN SERVICES (HHS)	48,998,113 4,353,495
93.394	CANCER DETECTION AND DIAGNOSIS RESEARCH		PASS-THROUGH	ACOUSTIC MEDSYSTEMS, INC.	A131852 188,148
93.394	CANCER DETECTION AND DIAGNOSIS RESEARCH		PASS-THROUGH	ALARA IMAGING INC.	A143330 43,688
93.394	CANCER DETECTION AND DIAGNOSIS RESEARCH		PASS-THROUGH	ALAUUNUS BIOSCIENCES, INC.	A140450 38,716
93.394	CANCER DETECTION AND DIAGNOSIS RESEARCH		PASS-THROUGH	AMPLIFIED SCIENCES, INC.	A142565 51,756
93.394	CANCER DETECTION AND DIAGNOSIS RESEARCH		PASS-THROUGH	BOSTON UNIVERSITY	4500003812 (10,292)
93.394	CANCER DETECTION AND DIAGNOSIS RESEARCH		PASS-THROUGH	BOSTON UNIVERSITY	4500002285:004 (39,080)
93.394	CANCER DETECTION AND DIAGNOSIS RESEARCH		PASS-THROUGH	BOSTON UNIVERSITY	4500004617:001 393,516
93.394	CANCER DETECTION AND DIAGNOSIS RESEARCH		PASS-THROUGH	BOSTON UNIVERSITY	4500004956:001 188,739
93.394	CANCER DETECTION AND DIAGNOSIS RESEARCH		PASS-THROUGH	BROWN UNIVERSITY	Sub 00001163 (CA159954) (1,759)
93.394	CANCER DETECTION AND DIAGNOSIS RESEARCH		PASS-THROUGH	CAPSULOMICS, INC.	A138553 (1,982)
93.394	CANCER DETECTION AND DIAGNOSIS RESEARCH		PASS-THROUGH	CASE WESTERN RESERVE UNIVERSITY	Sub RES512506 (CA198892) 27,522
93.394	CANCER DETECTION AND DIAGNOSIS RESEARCH		PASS-THROUGH	CEDARS-SINAI MEDICAL CENTER	0001993740:1 54,681
93.394	CANCER DETECTION AND DIAGNOSIS RESEARCH		PASS-THROUGH	CEDARS-SINAI MEDICAL CENTER	0002121921 47,928
93.394	CANCER DETECTION AND DIAGNOSIS RESEARCH		PASS-THROUGH	CEDARS-SINAI MEDICAL CENTER	0002325199 3,944
93.394	CANCER DETECTION AND DIAGNOSIS RESEARCH		PASS-THROUGH	CEDARS-SINAI MEDICAL CENTER	1806450/IIU54CA260591 3,329
93.394	CANCER DETECTION AND DIAGNOSIS RESEARCH		PASS-THROUGH	CEDARS-SINAI MEDICAL CENTER	1931495:2 21,166
93.394	CANCER DETECTION AND DIAGNOSIS RESEARCH		PASS-THROUGH	CEDARS-SINAI MEDICAL CENTER	2111935:1 8,052

University of California
Schedule of Expenditures of Federal Awards

For the Fiscal Year Ended June 30, 2024
(Expressed in Whole Dollars)

Assistance Listing Number	Federal Program Title	Additional Award Identification	Direct / Pass Through	Agency or Pass Through Entity	Pass Through No. or Other Identifier	Federal Expenditures	Funds Passed Through to Subrecipients
93.394	CANCER DETECTION AND DIAGNOSIS RESEARCH		PASS-THROUGH	CEDARS-SINAI MEDICAL CENTER	A138683	11,950	
93.394	CANCER DETECTION AND DIAGNOSIS RESEARCH		PASS-THROUGH	CEDARS-SINAI MEDICAL CENTER	CSPO460761:002	99,965	
93.394	CANCER DETECTION AND DIAGNOSIS RESEARCH		PASS-THROUGH	CEDARS-SINAI MEDICAL CENTER	R01CA253650	11,739	
93.394	CANCER DETECTION AND DIAGNOSIS RESEARCH		PASS-THROUGH	CEDARS-SINAI MEDICAL CENTER	SUB 30056284 (CA260591) Sub CSPO442431	87,125	
93.394	CANCER DETECTION AND DIAGNOSIS RESEARCH		PASS-THROUGH	CEDARS-SINAI MEDICAL CENTER	(CA260591) Sub to CSPO417719	11,954	
93.394	CANCER DETECTION AND DIAGNOSIS RESEARCH		PASS-THROUGH	CEDARS-SINAI MEDICAL CENTER	(CA260591)	10,337	
93.394	CANCER DETECTION AND DIAGNOSIS RESEARCH		PASS-THROUGH	CEDARS-SINAI MEDICAL CENTER	sub: 1801598 (CA260591)	1,213	
93.394	CANCER DETECTION AND DIAGNOSIS RESEARCH		PASS-THROUGH	CHILDREN'S HOSPITAL OF PHILADELPHIA	A138473	470	
93.394	CANCER DETECTION AND DIAGNOSIS RESEARCH		PASS-THROUGH	CHILDREN'S HOSPITAL OF PHILADELPHIA	A141916	178,803	
93.394	CANCER DETECTION AND DIAGNOSIS RESEARCH		PASS-THROUGH	CHILDREN'S HOSPITAL OF PHILADELPHIA	FP25672 SUB21 01 Sub 5(GG012885-01)	98	
93.394	CANCER DETECTION AND DIAGNOSIS RESEARCH		PASS-THROUGH	COLUMBIA UNIVERSITY	(CA238433)	22,959	
93.394	CANCER DETECTION AND DIAGNOSIS RESEARCH		PASS-THROUGH	DANA-FARBER CANCER INSTITUTE, INC.	30198174	163,058	
93.394	CANCER DETECTION AND DIAGNOSIS RESEARCH		PASS-THROUGH	DANA-FARBER CANCER INSTITUTE, INC.	A141585	112,762	
93.394	CANCER DETECTION AND DIAGNOSIS RESEARCH		PASS-THROUGH	EARLYDIAGNOSTICS INC	2022-4440	213,535	
93.394	CANCER DETECTION AND DIAGNOSIS RESEARCH		PASS-THROUGH	EASTERN VIRGINIA MEDICAL SCHOOL	S120131ADMIN-1:1	74,862	
93.394	CANCER DETECTION AND DIAGNOSIS RESEARCH		PASS-THROUGH	EASTERN VIRGINIA MEDICAL SCHOOL	S120132BRL-1	52,745	
93.394	CANCER DETECTION AND DIAGNOSIS RESEARCH		PASS-THROUGH	EASTERN VIRGINIA MEDICAL SCHOOL	S120133BDL-1:1	243,982	
93.394	CANCER DETECTION AND DIAGNOSIS RESEARCH		PASS-THROUGH	EMORY UNIVERSITY	A141400	17,940	
93.394	CANCER DETECTION AND DIAGNOSIS RESEARCH		PASS-THROUGH	FILTRO MEDICAL INC.	A138597	275,424	
93.394	CANCER DETECTION AND DIAGNOSIS RESEARCH		PASS-THROUGH	FRED HUTCHINSON CANCER CENTER	A140182	82,307	
93.394	CANCER DETECTION AND DIAGNOSIS RESEARCH		PASS-THROUGH	FRED HUTCHINSON CANCER CENTER	A141066	551,281	
93.394	CANCER DETECTION AND DIAGNOSIS RESEARCH		PASS-THROUGH	H. LEE MOFFITT CANCER CENTER & RESEARCH INSTITUTE, INC	A141222	23,879	
93.394	CANCER DETECTION AND DIAGNOSIS RESEARCH		PASS-THROUGH	HILIGHT SURGICAL, INC.	A23-2384	31,380	
93.394	CANCER DETECTION AND DIAGNOSIS RESEARCH		PASS-THROUGH	ICAHN SCHOOL OF MEDICINE AT MOUNT SINAI	Sub 20195234 (CA249765)	154,779	
93.394	CANCER DETECTION AND DIAGNOSIS RESEARCH		PASS-THROUGH	IMAGINE SCIENTIFIC, INC.	SUB 30054945 (CA268468)	22,434	
93.394	CANCER DETECTION AND DIAGNOSIS RESEARCH		PASS-THROUGH	INDIAN HEALTH COUNCIL, INC.	1S06GM146121-01	115,211	
93.394	CANCER DETECTION AND DIAGNOSIS RESEARCH		PASS-THROUGH	JOHNS HOPKINS UNIVERSITY	2005549589	183,051	
93.394	CANCER DETECTION AND DIAGNOSIS RESEARCH		PASS-THROUGH	KAISER PERMANENTE DIVISION OF RESEARCH	KFR10000152_UCLA:05	(8,276)	
93.394	CANCER DETECTION AND DIAGNOSIS RESEARCH		PASS-THROUGH	LEIDOS BIOMEDICAL RESEARCH, INC.	22X080	777,126	
93.394	CANCER DETECTION AND DIAGNOSIS RESEARCH		PASS-THROUGH	MEMORIAL SLOAN-KETTERING CANCER CENTER	MSKSUB00000158:1	578,584	
93.394	CANCER DETECTION AND DIAGNOSIS RESEARCH		PASS-THROUGH	NRG ONCOLOGY	A135820	1,667,238	
93.394	CANCER DETECTION AND DIAGNOSIS RESEARCH		PASS-THROUGH	OHIO STATE UNIVERSITY	SPC-1000011278	95,247	
93.394	CANCER DETECTION AND DIAGNOSIS RESEARCH		PASS-THROUGH	OMNIOX, INC.	A17-0353	(452)	
93.394	CANCER DETECTION AND DIAGNOSIS RESEARCH		PASS-THROUGH	RENSSELAER POLYTECHNIC INSTITUTE	A20-0130-S001:5 70641-13628-UCSD	106,502	
93.394	CANCER DETECTION AND DIAGNOSIS RESEARCH		PASS-THROUGH	SANFORD BURNHAM PREBYS MEDICAL DISCOVERY INSTITUTE	(CA262794)	251,723	
93.394	CANCER DETECTION AND DIAGNOSIS RESEARCH		PASS-THROUGH	STANFORD UNIVERSITY	62703383-189734	138,756	
93.394	CANCER DETECTION AND DIAGNOSIS RESEARCH		PASS-THROUGH	STANFORD UNIVERSITY	62879948-139942	95,757	
93.394	CANCER DETECTION AND DIAGNOSIS RESEARCH		PASS-THROUGH	STANFORD UNIVERSITY	A141096	53,027	
93.394	CANCER DETECTION AND DIAGNOSIS RESEARCH		PASS-THROUGH	THE GENERAL HOSPITAL CORPORATION	Sub 242936 (CA280968)	95,068	
93.394	CANCER DETECTION AND DIAGNOSIS RESEARCH		PASS-THROUGH	UNIVERSITY OF BRITISH COLUMBIA	20R00077; NIH Sub 095421-17431	30,364	
93.394	CANCER DETECTION AND DIAGNOSIS RESEARCH		PASS-THROUGH	UNIVERSITY OF ILLINOIS URBANA-CHAMPAIGN	(CA226528)	(2,075)	
93.394	CANCER DETECTION AND DIAGNOSIS RESEARCH		PASS-THROUGH	UNIVERSITY OF MARYLAND, BALTIMORE	20642	59,414	
93.394	CANCER DETECTION AND DIAGNOSIS RESEARCH		PASS-THROUGH	UNIVERSITY OF MARYLAND, COLLEGE PARK	A133707	49,763	
93.394	CANCER DETECTION AND DIAGNOSIS RESEARCH		PASS-THROUGH	UNIVERSITY OF MICHIGAN	A138397	81,417	
93.394	CANCER DETECTION AND DIAGNOSIS RESEARCH		PASS-THROUGH	UNIVERSITY OF MICHIGAN	A140645	3,965	
93.394	CANCER DETECTION AND DIAGNOSIS RESEARCH		PASS-THROUGH	UNIVERSITY OF MINNESOTA	A138632	36,902	
93.394	CANCER DETECTION AND DIAGNOSIS RESEARCH		PASS-THROUGH	UNIVERSITY OF NEW MEXICO	70701C-87H6	34,926	
93.394	CANCER DETECTION AND DIAGNOSIS RESEARCH		PASS-THROUGH	UNIVERSITY OF NEW MEXICO	70701D-87H6	111,618	

University of California
Schedule of Expenditures of Federal Awards

For the Fiscal Year Ended June 30, 2024
(Expressed in Whole Dollars)

Assistance Listing Number	Federal Program Title	Additional Award Identification	Direct / Pass Through	Agency or Pass Through Entity	Pass Through No. or Other Identifier	Federal Expenditures	Funds Passed Through to Subrecipients
93.394	CANCER DETECTION AND DIAGNOSIS RESEARCH		PASS-THROUGH	UNIVERSITY OF SOUTHERN CALIFORNIA UNIVERSITY OF TEXAS HEALTH SCIENCE CENTER AT SAN ANTONIO	133935849:3 sub 173058/173056 (CA279667)	29,888	
93.394	CANCER DETECTION AND DIAGNOSIS RESEARCH		PASS-THROUGH	UNIVERSITY OF TEXAS M.D. ANDERSON CANCER CENTER	A129391	60,382	
93.394	CANCER DETECTION AND DIAGNOSIS RESEARCH		PASS-THROUGH	UNIVERSITY OF WASHINGTON	A139844	1	
93.394	CANCER DETECTION AND DIAGNOSIS RESEARCH		PASS-THROUGH	UNIVERSITY OF WASHINGTON	UWSC11764:4	38,074	
93.394	CANCER DETECTION AND DIAGNOSIS RESEARCH		PASS-THROUGH	UNIVERSITY OF WASHINGTON	UWSC13685	187,648	
93.394	CANCER DETECTION AND DIAGNOSIS RESEARCH		PASS-THROUGH	UNIVERSITY OF WASHINGTON	UWSC13823 / BPO67190	112,456	
93.394	CANCER DETECTION AND DIAGNOSIS RESEARCH		PASS-THROUGH	UNIVERSITY OF WASHINGTON	UWSC13861	35,026	
93.394	CANCER DETECTION AND DIAGNOSIS RESEARCH		PASS-THROUGH	UNIVERSITY OF WISCONSIN SYSTEM	A142655	53,161	
93.394	CANCER DETECTION AND DIAGNOSIS RESEARCH		PASS-THROUGH	WAKE FOREST UNIVERSITY HEALTH SCIENCES	1280-45107-110000004	24,747	
93.394	CANCER DETECTION AND DIAGNOSIS RESEARCH		PASS-THROUGH	WASHINGTON UNIVERSITY IN ST. LOUIS	A138833	28,670	
93.394	CANCER DETECTION AND DIAGNOSIS RESEARCH		PASS-THROUGH	YALE UNIVERSITY	CON-80004532 (GR122374)	262,126	
93.394	CANCER DETECTION AND DIAGNOSIS RESEARCH		PASS-THROUGH	YALE UNIVERSITY	CON-80005144 (GR124552)	41,815	
93.395	CANCER TREATMENT RESEARCH		DIRECT	DEPARTMENT OF HEALTH AND HUMAN SERVICES (HHS)		37,983	
93.395	CANCER TREATMENT RESEARCH		PASS-THROUGH	ABG LAB LLC	A133557	58,694,041	5,944,592
93.395	CANCER TREATMENT RESEARCH		PASS-THROUGH	BAYLOR COLLEGE OF MEDICINE	A133068	46,051	
93.395	CANCER TREATMENT RESEARCH		PASS-THROUGH	BECKMAN RESEARCH INSTITUTE OF THE CITY OF HOPE	SUB - 60808.2006130.669301	16,054	
93.395	CANCER TREATMENT RESEARCH		PASS-THROUGH	BRIDGENE BIOSCIENCES, INC.	A136667	1,023	
93.395	CANCER TREATMENT RESEARCH		PASS-THROUGH	BRIGHAM AND WOMEN'S HOSPITAL	A132926 1 R21 CA246194	(10,143)	
93.395	CANCER TREATMENT RESEARCH		PASS-THROUGH	CASE WESTERN RESERVE UNIVERSITY	(RES515119)	(3,365)	
93.395	CANCER TREATMENT RESEARCH		PASS-THROUGH	CEDARS-SINAI MEDICAL CENTER	2121887:5	1,465	
93.395	CANCER TREATMENT RESEARCH		PASS-THROUGH	CEDARS-SINAI MEDICAL CENTER	A142131 Sub 1684541	130,514	
93.395	CANCER TREATMENT RESEARCH		PASS-THROUGH	CEDARS-SINAI MEDICAL CENTER	(5R01CA208851-05)	62,949	
93.395	CANCER TREATMENT RESEARCH		PASS-THROUGH	CEDARS-SINAI MEDICAL CENTER	Sub 2108863 (CA267108)	(1,326)	
93.395	CANCER TREATMENT RESEARCH		PASS-THROUGH	CELESTIAL ONCOLOGY INC.	20220517:1	58,272	
93.395	CANCER TREATMENT RESEARCH		PASS-THROUGH	CHILDREN'S HOSPITAL LOS ANGELES	20230027	91,751	
93.395	CANCER TREATMENT RESEARCH		PASS-THROUGH	CHILDREN'S HOSPITAL LOS ANGELES	A115790	43,855	
93.395	CANCER TREATMENT RESEARCH		PASS-THROUGH	CHILDREN'S HOSPITAL LOS ANGELES	RGF011774-A:3	2,778	
93.395	CANCER TREATMENT RESEARCH		PASS-THROUGH	CHILDREN'S HOSPITAL OF PHILADELPHIA	20200007	(9,165)	
93.395	CANCER TREATMENT RESEARCH		PASS-THROUGH	CHILDREN'S HOSPITAL OF PHILADELPHIA	A121763	9,158	
93.395	CANCER TREATMENT RESEARCH		PASS-THROUGH	CHILDREN'S HOSPITAL OF PHILADELPHIA	A123824	(14)	
93.395	CANCER TREATMENT RESEARCH		PASS-THROUGH	CHILDREN'S HOSPITAL OF PHILADELPHIA	A136959	1,404	
93.395	CANCER TREATMENT RESEARCH		PASS-THROUGH	CHILDREN'S HOSPITAL OF PHILADELPHIA	A143694	131,836	
93.395	CANCER TREATMENT RESEARCH		PASS-THROUGH	CHIMERIX, INC.	A140498	16,062	
93.395	CANCER TREATMENT RESEARCH		PASS-THROUGH	CITY OF HOPE	61984 2008185 669301	15	
93.395	CANCER TREATMENT RESEARCH		PASS-THROUGH	COLUMBIA UNIVERSITY	3(GG015224-01)	343,711	
93.395	CANCER TREATMENT RESEARCH		PASS-THROUGH	CORNELL UNIVERSITY	A133356	8,418	
93.395	CANCER TREATMENT RESEARCH		PASS-THROUGH	CORNELL UNIVERSITY	A141179	13,477	
93.395	CANCER TREATMENT RESEARCH		PASS-THROUGH	DANA-FARBER CANCER INSTITUTE, INC.	A140687	161,009	
93.395	CANCER TREATMENT RESEARCH		PASS-THROUGH	DANA-FARBER CANCER INSTITUTE, INC.	A142261	44,629	
93.395	CANCER TREATMENT RESEARCH		PASS-THROUGH	DIAGNOLOGIX LLC	sub 30263193 (CA265468)	70,108	
93.395	CANCER TREATMENT RESEARCH		PASS-THROUGH	FRED HUTCHINSON CANCER CENTER	A140127	14,524	
93.395	CANCER TREATMENT RESEARCH		PASS-THROUGH	FRED HUTCHINSON CANCER CENTER	A140129	1,617	
93.395	CANCER TREATMENT RESEARCH		PASS-THROUGH	GEORGE WASHINGTON UNIVERSITY	A133708	5,234	
93.395	CANCER TREATMENT RESEARCH		PASS-THROUGH	GEORGE WASHINGTON UNIVERSITY	A136259	1,586,221	
93.395	CANCER TREATMENT RESEARCH		PASS-THROUGH	GLYTR THERAPEUTICS, INC.	GTI-226366	138,359	
93.395	CANCER TREATMENT RESEARCH		PASS-THROUGH	ICAHN SCHOOL OF MEDICINE AT MOUNT SINAI	A138633	55,954	
93.395	CANCER TREATMENT RESEARCH		PASS-THROUGH	ICAHN SCHOOL OF MEDICINE AT MOUNT SINAI	A139425	(14,910)	
93.395	CANCER TREATMENT RESEARCH		PASS-THROUGH			40,056	

University of California
Schedule of Expenditures of Federal Awards

For the Fiscal Year Ended June 30, 2024
(Expressed in Whole Dollars)

Assistance Listing Number	Federal Program Title	Additional Award Identification	Direct / Pass Through	Agency or Pass Through Entity	Pass Through No. or Other	Federal Expenditures	Funds Passed Through to Subrecipients
					Identifier		
93.395	CANCER TREATMENT RESEARCH		PASS-THROUGH	ICAHN SCHOOL OF MEDICINE AT MOUNT SINAI	A141323	133,132	
93.395	CANCER TREATMENT RESEARCH		PASS-THROUGH	ICAHN SCHOOL OF MEDICINE AT MOUNT SINAI	A141327	81,569	
93.395	CANCER TREATMENT RESEARCH		PASS-THROUGH	JOHNS HOPKINS UNIVERSITY	ABTC 1604	4,708	
93.395	CANCER TREATMENT RESEARCH		PASS-THROUGH	LA JOLLA INSTITUTE FOR IMMUNOLOGY	sub 20071-01-144-403	22,027	
93.395	CANCER TREATMENT RESEARCH		PASS-THROUGH	LA JOLLA INSTITUTE FOR IMMUNOLOGY	sub 20071-03-144-403	37,876	
93.395	CANCER TREATMENT RESEARCH		PASS-THROUGH	MEDICAL COLLEGE OF WISCONSIN	20192846:3	21,301	
93.395	CANCER TREATMENT RESEARCH		PASS-THROUGH	MEMORIAL SLOAN-KETTERING CANCER CENTER	229411	(9,329)	
93.395	CANCER TREATMENT RESEARCH		PASS-THROUGH	MEMORIAL SLOAN-KETTERING CANCER CENTER	A138733	89,540	
93.395	CANCER TREATMENT RESEARCH		PASS-THROUGH	MEMORIAL SLOAN-KETTERING CANCER CENTER	C21999679:2	46,766	
93.395	CANCER TREATMENT RESEARCH		PASS-THROUGH	MEMORIAL SLOAN-KETTERING CANCER CENTER	C22418558	163,186	
93.395	CANCER TREATMENT RESEARCH		PASS-THROUGH	MONTEFIORE MEDICAL CENTER	A136243	(1,932)	
93.395	CANCER TREATMENT RESEARCH		PASS-THROUGH	NEW YORK UNIVERSITY	F7618-02:09	110	
93.395	CANCER TREATMENT RESEARCH		PASS-THROUGH	NIGHTINGALE LABS CORPORATION	30116600	2,854	
					Sub 60062974 UCSD		
93.395	CANCER TREATMENT RESEARCH		PASS-THROUGH	NORTHWESTERN UNIVERSITY	(CA268052)	60,796	
93.395	CANCER TREATMENT RESEARCH		PASS-THROUGH	NRG ONCOLOGY	A131520	15,000	
93.395	CANCER TREATMENT RESEARCH		PASS-THROUGH	NRG ONCOLOGY	A134419	14,682	
93.395	CANCER TREATMENT RESEARCH		PASS-THROUGH	NRG ONCOLOGY	A135762	23,637	
93.395	CANCER TREATMENT RESEARCH		PASS-THROUGH	NRG ONCOLOGY	A136040	5,234	
93.395	CANCER TREATMENT RESEARCH		PASS-THROUGH	NRG ONCOLOGY	A138205	15,000	
93.395	CANCER TREATMENT RESEARCH		PASS-THROUGH	NRG ONCOLOGY	NRG-Ganz-GY9	320	
93.395	CANCER TREATMENT RESEARCH		PASS-THROUGH	NRG ONCOLOGY	NRG-Tewari-GY10	26,515	
93.395	CANCER TREATMENT RESEARCH		PASS-THROUGH	OHIO STATE UNIVERSITY	A143164	18,301	
93.395	CANCER TREATMENT RESEARCH		PASS-THROUGH	OHIO STATE UNIVERSITY	SPC-1000011408 - GR1	59,971	
93.395	CANCER TREATMENT RESEARCH		PASS-THROUGH	OREGON HEALTH & SCIENCE UNIVERSITY	1004086-001 UCDAVIS	16,479	
93.395	CANCER TREATMENT RESEARCH		PASS-THROUGH	OREGON HEALTH & SCIENCE UNIVERSITY	1013080 UCDAVIS Gand	8,174	
93.395	CANCER TREATMENT RESEARCH		PASS-THROUGH	OREGON HEALTH & SCIENCE UNIVERSITY	1013080 UCDAVIS Lara	63,635	
93.395	CANCER TREATMENT RESEARCH		PASS-THROUGH	OREGON HEALTH & SCIENCE UNIVERSITY	1013080_UCIRVINE	55,708	
93.395	CANCER TREATMENT RESEARCH		PASS-THROUGH	OREGON HEALTH & SCIENCE UNIVERSITY	1013080_UCLA_Lo:2	22,871	
93.395	CANCER TREATMENT RESEARCH		PASS-THROUGH	OREGON HEALTH & SCIENCE UNIVERSITY	1013080SWOG_UCIRVINE	88,956	
93.395	CANCER TREATMENT RESEARCH		PASS-THROUGH	OREGON HEALTH & SCIENCE UNIVERSITY	1021478_UCLA	8,307	
93.395	CANCER TREATMENT RESEARCH		PASS-THROUGH	OREGON HEALTH & SCIENCE UNIVERSITY	SWOG-201304-1	1,618	
93.395	CANCER TREATMENT RESEARCH		PASS-THROUGH	PANDOMEDX	A18-2619	4,363	
93.395	CANCER TREATMENT RESEARCH		PASS-THROUGH	PUBLIC HEALTH INSTITUTE	20224245	4,888	
93.395	CANCER TREATMENT RESEARCH		PASS-THROUGH	PUBLIC HEALTH INSTITUTE	A139094	11,418	
93.395	CANCER TREATMENT RESEARCH		PASS-THROUGH	PUBLIC HEALTH INSTITUTE	A139214	(1,664)	
93.395	CANCER TREATMENT RESEARCH		PASS-THROUGH	PUBLIC HEALTH INSTITUTE	A139215	19,794	
93.395	CANCER TREATMENT RESEARCH		PASS-THROUGH	PUBLIC HEALTH INSTITUTE	A140216	(4,972)	
93.395	CANCER TREATMENT RESEARCH		PASS-THROUGH	PUBLIC HEALTH INSTITUTE	A140313	398	
93.395	CANCER TREATMENT RESEARCH		PASS-THROUGH	PUBLIC HEALTH INSTITUTE	A140596	22,159	
93.395	CANCER TREATMENT RESEARCH		PASS-THROUGH	PUBLIC HEALTH INSTITUTE	A140598	(2,008)	
93.395	CANCER TREATMENT RESEARCH		PASS-THROUGH	PUBLIC HEALTH INSTITUTE	A140885	60,657	
93.395	CANCER TREATMENT RESEARCH		PASS-THROUGH	PUBLIC HEALTH INSTITUTE	A140940	(2,319)	
93.395	CANCER TREATMENT RESEARCH		PASS-THROUGH	PUBLIC HEALTH INSTITUTE	A141332	13,659	
93.395	CANCER TREATMENT RESEARCH		PASS-THROUGH	PUBLIC HEALTH INSTITUTE	A141492	96,903	
93.395	CANCER TREATMENT RESEARCH		PASS-THROUGH	PUBLIC HEALTH INSTITUTE	A141737	16,208	
93.395	CANCER TREATMENT RESEARCH		PASS-THROUGH	PUBLIC HEALTH INSTITUTE	A141791	63,828	
93.395	CANCER TREATMENT RESEARCH		PASS-THROUGH	PUBLIC HEALTH INSTITUTE	A142403	16,672	
93.395	CANCER TREATMENT RESEARCH		PASS-THROUGH	PUBLIC HEALTH INSTITUTE	A142422	33,296	
93.395	CANCER TREATMENT RESEARCH		PASS-THROUGH	PUBLIC HEALTH INSTITUTE	U10CA180886	33,603	
93.395	CANCER TREATMENT RESEARCH		PASS-THROUGH	SRI INTERNATIONAL	PO12134	6,161	
93.395	CANCER TREATMENT RESEARCH		PASS-THROUGH	ST. JUDE CHILDREN'S RESEARCH HOSPITAL	111287270-7982719	(3)	
93.395	CANCER TREATMENT RESEARCH		PASS-THROUGH	STANFORD UNIVERSITY	A141670	415,299	
93.395	CANCER TREATMENT RESEARCH		PASS-THROUGH	SWOG CANCER RESEARCH NETWORK	20161228	(1,093)	

University of California
Schedule of Expenditures of Federal Awards

For the Fiscal Year Ended June 30, 2024
(Expressed in Whole Dollars)

Assistance Listing Number	Federal Program Title	Additional Award Identification	Direct / Pass Through	Agency or Pass Through Entity	Pass Through No. or Other Identifier	Federal Expenditures	Funds Passed Through to Subrecipients
93.395	CANCER TREATMENT RESEARCH		PASS-THROUGH	SWOG CANCER RESEARCH NETWORK	20162492	6,879	
93.395	CANCER TREATMENT RESEARCH		PASS-THROUGH	THE EMMES COMPANY, LLC	30078719	148,331	
93.395	CANCER TREATMENT RESEARCH		PASS-THROUGH	THE EMMES COMPANY, LLC	2UM1CA121947-14	52,401	
93.395	CANCER TREATMENT RESEARCH		PASS-THROUGH	THE EMMES COMPANY, LLC	5UM1CA121947-17 / 13	454,689	
93.395	CANCER TREATMENT RESEARCH		PASS-THROUGH	THE GENERAL HOSPITAL CORPORATION	A135379	147,663	
93.395	CANCER TREATMENT RESEARCH		PASS-THROUGH	THE GENERAL HOSPITAL CORPORATION	A141001	138,996	
93.395	CANCER TREATMENT RESEARCH		PASS-THROUGH	UNIVERSITY OF ARIZONA	Sub 680695 (CA242596)	45,728	
93.395	CANCER TREATMENT RESEARCH		PASS-THROUGH	UNIVERSITY OF MASSACHUSETTS CHAN MEDICAL SCHOOL	SUB00000302 (CA269711)	8,286	
93.395	CANCER TREATMENT RESEARCH		PASS-THROUGH	UNIVERSITY OF MICHIGAN	SUBK00014072:2	29,788	
93.395	CANCER TREATMENT RESEARCH		PASS-THROUGH	UNIVERSITY OF MINNESOTA	P009501301	54,292	
					34-5140-2106-501		
93.395	CANCER TREATMENT RESEARCH		PASS-THROUGH	UNIVERSITY OF NEBRASKA MEDICAL CENTER	(R01CA250383)	10,808	
93.395	CANCER TREATMENT RESEARCH		PASS-THROUGH	UNIVERSITY OF NEBRASKA MEDICAL CENTER	A142581	6,131	
				UNIVERSITY OF NEVADA, LAS VEGAS/UNLV RESEARCH			
93.395	CANCER TREATMENT RESEARCH		PASS-THROUGH	FOUNDATION	17-22AY-01	(2,742)	
93.395	CANCER TREATMENT RESEARCH		PASS-THROUGH	UNIVERSITY OF PITTSBURGH	AWD00002060	83,401	
93.395	CANCER TREATMENT RESEARCH		PASS-THROUGH	UNIVERSITY OF PITTSBURGH	AWD00002060	39,904	
93.395	CANCER TREATMENT RESEARCH		PASS-THROUGH	UNIVERSITY OF PITTSBURGH	AWD00007410	44,441	
93.395	CANCER TREATMENT RESEARCH		PASS-THROUGH	UNIVERSITY OF SOUTH FLORIDA	6143-1238-00-A (GM142110)	48,761	
93.395	CANCER TREATMENT RESEARCH		PASS-THROUGH	UNIVERSITY OF TEXAS M.D. ANDERSON CANCER CENTER	3002038838	19,050	
93.395	CANCER TREATMENT RESEARCH		PASS-THROUGH	UNIVERSITY OF VIRGINIA	A132121	25,168	
93.395	CANCER TREATMENT RESEARCH		PASS-THROUGH	VANDERBILT UNIVERSITY MEDICAL CENTER	A135320	77,759	
93.395	CANCER TREATMENT RESEARCH		PASS-THROUGH	VANDERBILT UNIVERSITY MEDICAL CENTER	A139235	10,595	
93.395	CANCER TREATMENT RESEARCH		PASS-THROUGH	VETERANS MEDICAL RESEARCH FOUNDATION OF SAN DIEGO	095600006-327996	59,222	
93.395	CANCER TREATMENT RESEARCH		PASS-THROUGH	VETERANS MEDICAL RESEARCH FOUNDATION OF SAN DIEGO	VPA Coffey 323632 85838851	(1,202)	
93.395	CANCER TREATMENT RESEARCH		PASS-THROUGH	VETERANS MEDICAL RESEARCH FOUNDATION OF SAN DIEGO	VPA LIU 323394 (CA222866)	111,995	
					VPA MARTINEZ 323367		
93.395	CANCER TREATMENT RESEARCH		PASS-THROUGH	VETERANS MEDICAL RESEARCH FOUNDATION OF SAN DIEGO	(CA222866)	213	
93.395	CANCER TREATMENT RESEARCH		PASS-THROUGH	VIRGINIA COMMONWEALTH UNIVERSITY	FP00019030_SA003	141,940	
93.395	CANCER TREATMENT RESEARCH		PASS-THROUGH	WASHINGTON UNIVERSITY IN ST. LOUIS	A133160	143,992	
93.395	CANCER TREATMENT RESEARCH		PASS-THROUGH	WINSANTOR INC	Sub 30086093 (CA265565)	53,337	
93.395	CANCER TREATMENT RESEARCH		PASS-THROUGH	YALE UNIVERSITY	A141573	85,850	
93.395	CANCER TREATMENT RESEARCH		PASS-THROUGH	YALE UNIVERSITY	Sub-GR109661(CA186689)	26,599	
93.396	CANCER BIOLOGY RESEARCH		DIRECT	DEPARTMENT OF HEALTH AND HUMAN SERVICES (HHS)		57,289,884	3,069,623
93.396	CANCER BIOLOGY RESEARCH		PASS-THROUGH	BAYLOR COLLEGE OF MEDICINE	7000001498	(12,665)	
93.396	CANCER BIOLOGY RESEARCH		PASS-THROUGH	BAYLOR COLLEGE OF MEDICINE	P700000696	7,157	
93.396	CANCER BIOLOGY RESEARCH		PASS-THROUGH	BECKMAN RESEARCH INSTITUTE OF THE CITY OF HOPE	61504.2007369.669301	(10,272)	
93.396	CANCER BIOLOGY RESEARCH		PASS-THROUGH	BECKMAN RESEARCH INSTITUTE OF THE CITY OF HOPE	65393.2012580.669201	3,937	
93.396	CANCER BIOLOGY RESEARCH		PASS-THROUGH	BOSTON UNIVERSITY	A138327	217,725	
93.396	CANCER BIOLOGY RESEARCH		PASS-THROUGH	CADENZA MEDICAL LLC	1 R43 CA246853-01A1	4,526	
93.396	CANCER BIOLOGY RESEARCH		PASS-THROUGH	CEDARS-SINAI MEDICAL CENTER	0002070162:2	260,020	
93.396	CANCER BIOLOGY RESEARCH		PASS-THROUGH	COLD SPRING HARBOR LABORATORY	65090112	12,170	
					Sub 2(GG018616-03)		
93.396	CANCER BIOLOGY RESEARCH		PASS-THROUGH	COLUMBIA UNIVERSITY IRVING MEDICAL CENTER	(CA197699)	9,369	
93.396	CANCER BIOLOGY RESEARCH		PASS-THROUGH	DUKE UNIVERSITY	A035045:3	12,842	
93.396	CANCER BIOLOGY RESEARCH		PASS-THROUGH	GLADSTONE INSTITUTES	A141698	261,509	
93.396	CANCER BIOLOGY RESEARCH		PASS-THROUGH	GLYTR THERAPEUTICS, INC.	GTI-220085	24,578	
93.396	CANCER BIOLOGY RESEARCH		PASS-THROUGH	INSTITUTE FOR SYSTEMS BIOLOGY	2018.0005:3	45	
93.396	CANCER BIOLOGY RESEARCH		PASS-THROUGH	KINO DISCOVERY, INC	222307	62,407	
93.396	CANCER BIOLOGY RESEARCH		PASS-THROUGH	LA JOLLA INSTITUTE FOR IMMUNOLOGY	sub 20051-01-144-384	73,787	

University of California
Schedule of Expenditures of Federal Awards

For the Fiscal Year Ended June 30, 2024
(Expressed in Whole Dollars)

Assistance Listing Number	Federal Program Title	Additional Award Identification	Direct / Pass Through	Agency or Pass Through Entity	Pass Through No. or Other Identifier	Federal Expenditures	Funds Passed Through to Subrecipients
93.396	CANCER BIOLOGY RESEARCH		PASS-THROUGH	LA JOLLA INSTITUTE FOR IMMUNOLOGY	SUB 20051-01-150-384	(513)	
93.396	CANCER BIOLOGY RESEARCH		PASS-THROUGH	MASSACHUSETTS INSTITUTE OF TECHNOLOGY	sub s5493, PO #648614	118,410	
93.396	CANCER BIOLOGY RESEARCH		PASS-THROUGH	MEMORIAL SLOAN-KETTERING CANCER CENTER	C22292449:1	15,160	
93.396	CANCER BIOLOGY RESEARCH		PASS-THROUGH	NEW YORK GENOME CENTER INC	2022-0049-UCSC-01	38,167	
93.396	CANCER BIOLOGY RESEARCH		PASS-THROUGH	NORTHERN ARIZONA UNIVERSITY	Sub 1004495-01	309,342	
93.396	CANCER BIOLOGY RESEARCH		PASS-THROUGH	NORTHWESTERN UNIVERSITY	A140319	22,129	
					Sub 17-A1-00-0007144		
93.396	CANCER BIOLOGY RESEARCH		PASS-THROUGH	NYU LANGONE HEALTH SYSTEM	(CA21698)	(23,786)	
93.396	CANCER BIOLOGY RESEARCH		PASS-THROUGH	OHIO STATE UNIVERSITY	SPC-1000011449	11,127	
					Sub 11001003-030		
93.396	CANCER BIOLOGY RESEARCH		PASS-THROUGH	PURDUE UNIVERSITY	(CA254402)	343,547	
93.396	CANCER BIOLOGY RESEARCH		PASS-THROUGH	PURDUE UNIVERSITY	Sub 4102-85283 (CA221289)	68,024	
93.396	CANCER BIOLOGY RESEARCH		PASS-THROUGH	RADIATION MONITORING DEVICES, INC.	C20-35	194,414	
93.396	CANCER BIOLOGY RESEARCH		PASS-THROUGH	RUTGERS, THE STATE UNIVERSITY OF NEW JERSEY	SUB00003031	55,745	
93.396	CANCER BIOLOGY RESEARCH		PASS-THROUGH	SAGE BIONETWORKS	ITCRUCLA:3	148,591	
93.396	CANCER BIOLOGY RESEARCH		PASS-THROUGH	SALK INSTITUTE FOR BIOLOGICAL STUDIES	A22-0004-S002	74,182	
					Sub A22-0004-S001		
93.396	CANCER BIOLOGY RESEARCH		PASS-THROUGH	SALK INSTITUTE FOR BIOLOGICAL STUDIES	(CA265762)	148,359	
					sub A22-0004-S003		
93.396	CANCER BIOLOGY RESEARCH		PASS-THROUGH	SALK INSTITUTE FOR BIOLOGICAL STUDIES	(CA265762)	146,424	
					sub A22-0004-S004		
93.396	CANCER BIOLOGY RESEARCH		PASS-THROUGH	SALK INSTITUTE FOR BIOLOGICAL STUDIES	(CA265762)	75,537	
93.396	CANCER BIOLOGY RESEARCH		PASS-THROUGH	STANFORD UNIVERSITY	62870804-176850	373,866	24,288
93.396	CANCER BIOLOGY RESEARCH		PASS-THROUGH	STANFORD UNIVERSITY	A133211	66,330	
93.396	CANCER BIOLOGY RESEARCH		PASS-THROUGH	STANFORD UNIVERSITY	A135563	2,195	
93.396	CANCER BIOLOGY RESEARCH		PASS-THROUGH	STANFORD UNIVERSITY	A141636	47,476	
93.396	CANCER BIOLOGY RESEARCH		PASS-THROUGH	THE UNIVERSITY OF ALABAMA AT BIRMINGHAM	000531784-SC001:A02	31,975	
					Sub 000531784-SC004		
93.396	CANCER BIOLOGY RESEARCH		PASS-THROUGH	THE UNIVERSITY OF ALABAMA AT BIRMINGHAM	(CA258248)	182,924	
93.396	CANCER BIOLOGY RESEARCH		PASS-THROUGH	UNIVERSITY OF FLORIDA	A140630	30,528	
93.396	CANCER BIOLOGY RESEARCH		PASS-THROUGH	UNIVERSITY OF ILLINOIS CHICAGO	19087	79,575	
93.396	CANCER BIOLOGY RESEARCH		PASS-THROUGH	UNIVERSITY OF ILLINOIS URBANA-CHAMPAIGN	A143318	45,022	
93.396	CANCER BIOLOGY RESEARCH		PASS-THROUGH	UNIVERSITY OF PENNSYLVANIA	A134663	160,177	
93.396	CANCER BIOLOGY RESEARCH		PASS-THROUGH	UNIVERSITY OF PENNSYLVANIA	A137865	258,909	
93.396	CANCER BIOLOGY RESEARCH		PASS-THROUGH	UNIVERSITY OF PITTSBURGH	A142872	61,003	
93.396	CANCER BIOLOGY RESEARCH		PASS-THROUGH	UNIVERSITY OF TEXAS AT AUSTIN	UTAUS-SUB00000807:2	130,763	
93.396	CANCER BIOLOGY RESEARCH		PASS-THROUGH	UNIVERSITY OF TEXAS HEALTH SCIENCE CENTER AT SAN ANTONIO	170255/170254:02	271,947	
93.396	CANCER BIOLOGY RESEARCH		PASS-THROUGH	UNIVERSITY OF TEXAS HEALTH SCIENCE CENTER AT SAN ANTONIO	171940/171682 (CA234228)	175,625	
93.396	CANCER BIOLOGY RESEARCH		PASS-THROUGH	UNIVERSITY OF TEXAS HEALTH SCIENCE CENTER AT SAN ANTONIO	Subaward 171946/171682	1,433	
93.396	CANCER BIOLOGY RESEARCH		PASS-THROUGH	UNIVERSITY OF WASHINGTON	SUB UWSC9764(CA211310)	(423)	
93.397	CANCER CENTERS SUPPORT GRANTS		DIRECT	DEPARTMENT OF HEALTH AND HUMAN SERVICES (HHS)		39,061,099	1,415,632
93.397	CANCER CENTERS SUPPORT GRANTS	COVID-19	PASS-THROUGH	OREGON HEALTH & SCIENCE UNIVERSITY	1010517_UCBERKELEY	39,586	
93.397	CANCER CENTERS SUPPORT GRANTS		PASS-THROUGH	ALBERT EINSTEIN COLLEGE OF MEDICINE	A136998	79,346	
93.397	CANCER CENTERS SUPPORT GRANTS		PASS-THROUGH	CHARLES R. DREW UNIVERSITY OF MEDICINE AND SCIENCE	18-19-IV-G007740A-UC	(7,907)	
93.397	CANCER CENTERS SUPPORT GRANTS		PASS-THROUGH	DANA-FARBER CANCER INSTITUTE, INC.	A142995	4,535	
93.397	CANCER CENTERS SUPPORT GRANTS		PASS-THROUGH	DANA-FARBER CANCER INSTITUTE, INC.	A143015	54,856	
93.397	CANCER CENTERS SUPPORT GRANTS		PASS-THROUGH	DANA-FARBER CANCER INSTITUTE, INC.	A143211	81,016	
93.397	CANCER CENTERS SUPPORT GRANTS		PASS-THROUGH	DANA-FARBER CANCER INSTITUTE, INC.	A143242	29,699	
93.397	CANCER CENTERS SUPPORT GRANTS		PASS-THROUGH	EMORY UNIVERSITY	A791778	(56,816)	

University of California
Schedule of Expenditures of Federal Awards

For the Fiscal Year Ended June 30, 2024
(Expressed in Whole Dollars)

Assistance Listing Number	Federal Program Title	Additional Award Identification	Direct / Pass Through	Agency or Pass Through Entity	Pass Through No. or Other Identifier	Federal Expenditures	Funds Passed Through to Subrecipients
93.397	CANCER CENTERS SUPPORT GRANTS		PASS-THROUGH	H. LEE MOFFITT CANCER CENTER & RESEARCH INSTITUTE, INC	A141938 Sub 0255-1481-4609	22,219	
93.397	CANCER CENTERS SUPPORT GRANTS		PASS-THROUGH	ICAHN SCHOOL OF MEDICINE AT MOUNT SINAI	(CA276087)	93,667	
93.397	CANCER CENTERS SUPPORT GRANTS		PASS-THROUGH	INDIANA UNIVERSITY	A138794	47,315	
93.397	CANCER CENTERS SUPPORT GRANTS		PASS-THROUGH	INDIANA UNIVERSITY	A138835	25,228	
93.397	CANCER CENTERS SUPPORT GRANTS		PASS-THROUGH	INDIANA UNIVERSITY	A138836	10,610	
93.397	CANCER CENTERS SUPPORT GRANTS		PASS-THROUGH	INDIANA UNIVERSITY	A138838	12,736	
93.397	CANCER CENTERS SUPPORT GRANTS		PASS-THROUGH	INDIANA UNIVERSITY	A138839	292,169	
93.397	CANCER CENTERS SUPPORT GRANTS		PASS-THROUGH	INSTITUTE FOR SYSTEMS BIOLOGY	2018.0013:3	(8,380)	
93.397	CANCER CENTERS SUPPORT GRANTS		PASS-THROUGH	INSTITUTE FOR SYSTEMS BIOLOGY	2022.0013:2	896,932	
93.397	CANCER CENTERS SUPPORT GRANTS		PASS-THROUGH	OREGON HEALTH & SCIENCE UNIVERSITY	A119444	8,106	
93.397	CANCER CENTERS SUPPORT GRANTS		PASS-THROUGH	STANFORD UNIVERSITY	63244102-270971	114,746	
93.397	CANCER CENTERS SUPPORT GRANTS		PASS-THROUGH	STANFORD UNIVERSITY	A142087	273,178	
93.397	CANCER CENTERS SUPPORT GRANTS		PASS-THROUGH	STANFORD UNIVERSITY	A143058	24,508	
93.397	CANCER CENTERS SUPPORT GRANTS		PASS-THROUGH	UNIVERSITY OF COLORADO DENVER	FY23 627 001	360,428	
93.397	CANCER CENTERS SUPPORT GRANTS		PASS-THROUGH	UNIVERSITY OF MICHIGAN	A134373	83,516	
93.397	CANCER CENTERS SUPPORT GRANTS		PASS-THROUGH	UNIVERSITY OF TEXAS HEALTH SCIENCE CENTER AT HOUSTON	A142349	121,318	
93.397	CANCER CENTERS SUPPORT GRANTS		PASS-THROUGH	UNIVERSITY OF TEXAS M.D. ANDERSON CANCER CENTER	A138773	(547)	
93.397	CANCER CENTERS SUPPORT GRANTS		PASS-THROUGH	UNIVERSITY OF VIRGINIA	AWD-004132-SUB0000008	47,998	
93.397	CANCER CENTERS SUPPORT GRANTS		PASS-THROUGH	WASHINGTON UNIVERSITY IN ST. LOUIS	A142662	266,370	
93.398	CANCER RESEARCH MANPOWER		DIRECT	DEPARTMENT OF HEALTH AND HUMAN SERVICES (HHS)		15,327,383	2,681
93.398	CANCER RESEARCH MANPOWER		PASS-THROUGH	DUKE UNIVERSITY	A142444	81,661	
93.398	CANCER RESEARCH MANPOWER		PASS-THROUGH	LEIDOS BIOMEDICAL RESEARCH, INC.	A140543	1,748	
93.398	CANCER RESEARCH MANPOWER		PASS-THROUGH	PURDUE UNIVERSITY	11000927-049	63,741	
93.398	CANCER RESEARCH MANPOWER		PASS-THROUGH	PURDUE UNIVERSITY	A134793 D10745-02 SA1083 A0	31,106	
93.398	CANCER RESEARCH MANPOWER		PASS-THROUGH	SAN DIEGO STATE UNIVERSITY	5B407A	24,059	
93.399	CANCER CONTROL		DIRECT	DEPARTMENT OF HEALTH AND HUMAN SERVICES (HHS)		1,570,826	1,047,606
93.399	CANCER CONTROL		PASS-THROUGH	ALLIANCE NCTN FOUNDATION	A135919	105,839	
93.399	CANCER CONTROL		PASS-THROUGH	BRIGHAM AND WOMEN'S HOSPITAL	A117662	103,475	
93.399	CANCER CONTROL		PASS-THROUGH	CHILDREN'S HOSPITAL LOS ANGELES	000015552-A	51,956	
93.399	CANCER CONTROL		PASS-THROUGH	CHILDREN'S HOSPITAL OF PHILADELPHIA	A134754	25	
93.399	CANCER CONTROL		PASS-THROUGH	CHILDREN'S HOSPITAL OF PHILADELPHIA	FP00028127 SUB142 01	3,160	
93.399	CANCER CONTROL		PASS-THROUGH	ECOG-ACRIN MEDICAL RESEARCH FOUNDATION, INC.	UG1CA189828-06-UCI1	17,782	
93.399	CANCER CONTROL		PASS-THROUGH	NORTHWESTERN UNIVERSITY	A143581	220	
93.399	CANCER CONTROL		PASS-THROUGH	NRG ONCOLOGY	A135966	138,521	23,035
93.399	CANCER CONTROL		PASS-THROUGH	NRG ONCOLOGY	NRG-5578539	59,473	
93.399	CANCER CONTROL		PASS-THROUGH	OREGON HEALTH & SCIENCE UNIVERSITY	1014562 UCDAVIS	13,874	
93.399	CANCER CONTROL		PASS-THROUGH	PUBLIC HEALTH INSTITUTE	A139063	55,719	
93.399	CANCER CONTROL		PASS-THROUGH	PUBLIC HEALTH INSTITUTE	A141130	8,654	
93.399	CANCER CONTROL		PASS-THROUGH	PUBLIC HEALTH INSTITUTE	A142804	39,867	
93.399	CANCER CONTROL		PASS-THROUGH	PUBLIC HEALTH INSTITUTE	AR68160	40,064	
93.399	CANCER CONTROL		PASS-THROUGH	PUBLIC HEALTH INSTITUTE	AR70384	6,723	
93.399	CANCER CONTROL		PASS-THROUGH	PUBLIC HEALTH INSTITUTE	UG1CA189955	8,713	
93.399	CANCER CONTROL		PASS-THROUGH	SWOG CANCER RESEARCH NETWORK	S1931	438	
93.399	CANCER CONTROL		PASS-THROUGH	UNIVERSITY OF ARIZONA	584766:4	65,249	
93.421	STRENGTHENING PUBLIC HEALTH SYSTEMS AND SERVICES THROUGH NATIONAL PARTNERSHIPS TO IMPROVE AND PROTECT THE NATION'S HEALTH		PASS-THROUGH	AMERICAN ACADEMY OF PEDIATRICS	PO# 101531:1	238,908	
93.421	STRENGTHENING PUBLIC HEALTH SYSTEMS AND SERVICES THROUGH NATIONAL PARTNERSHIPS TO IMPROVE AND PROTECT THE NATION'S HEALTH		PASS-THROUGH	ASSOCIATION OF UNIVERSITY CENTERS ON DISABILITIES INCORPORAT	24-21-8815	3,366	

University of California
Schedule of Expenditures of Federal Awards

For the Fiscal Year Ended June 30, 2024
(Expressed in Whole Dollars)

Assistance Listing Number	Federal Program Title	Additional Award Identification	Direct / Pass Through	Agency or Pass Through Entity	Pass Through No. or Other Identifier	Federal Expenditures	Funds Passed Through to Subrecipients
93.421	STRENGTHENING PUBLIC HEALTH SYSTEMS AND SERVICES THROUGH NATIONAL PARTNERSHIPS TO IMPROVE AND PROTECT THE NATION'S HEALTH		PASS-THROUGH	ASSOCIATION OF UNIVERSITY CENTERS ON DISABILITIES INCORPORAT	25-21-8815	4,827	
93.421	STRENGTHENING PUBLIC HEALTH SYSTEMS AND SERVICES THROUGH NATIONAL PARTNERSHIPS TO IMPROVE AND PROTECT THE NATION'S HEALTH		PASS-THROUGH	COUNCIL OF STATE AND TERRITORIAL EPIDEMIOLOGISTS, INC.	8063	214,120	
93.421	STRENGTHENING PUBLIC HEALTH SYSTEMS AND SERVICES THROUGH NATIONAL PARTNERSHIPS TO IMPROVE AND PROTECT THE NATION'S HEALTH		PASS-THROUGH	NATIONAL FOUNDATION FOR THE CENTERS FOR DISEASE CONTROL AND	20222282:4	2,083,855	1,590,018
93.421	STRENGTHENING PUBLIC HEALTH SYSTEMS AND SERVICES THROUGH NATIONAL PARTNERSHIPS TO IMPROVE AND PROTECT THE NATION'S HEALTH		PASS-THROUGH	THE AMERICAN COLLEGE OF PREVENTIVE MEDICINE	20221423:2	46,177	
93.421	STRENGTHENING PUBLIC HEALTH SYSTEMS AND SERVICES THROUGH NATIONAL PARTNERSHIPS TO IMPROVE AND PROTECT THE NATION'S HEALTH		PASS-THROUGH	UNIVERSITY OF WASHINGTON	UWSC10959:10	70,460	
93.422	NATIONAL PARTNERSHIPS TO PROMOTE CANCER SURVEILLANCE STANDARDS AND SUPPORT DATA QUALITY AND OPERATIONS OF NATIONAL PROGRAM OF CANCER REGISTRIES		DIRECT	DEPARTMENT OF HEALTH AND HUMAN SERVICES (HHS)		125,027	
93.426	IMPROVING THE HEALTH OF AMERICANS THROUGH PREVENTION AND MANAGEMENT OF DIABETES AND HEART DISEASE AND STROKE NETWORKING2SAVE": CDC'S NATIONAL NETWORK APPROACH TO PREVENTING AND CONTROLLING TOBACCO-RELATED CANCERS IN SPECIAL POPULATIONS		PASS-THROUGH	CALIFORNIA DEPARTMENT OF PUBLIC HEALTH	20-10283	(37,152)	
93.431	ACL NATIONAL INSTITUTE ON DISABILITY, INDEPENDENT LIVING, AND REHABILITATION RESEARCH		DIRECT	DEPARTMENT OF HEALTH AND HUMAN SERVICES (HHS)		147,341	
93.433	ACL NATIONAL INSTITUTE ON DISABILITY, INDEPENDENT LIVING, AND REHABILITATION RESEARCH		PASS-THROUGH	NEW ENGLAND COLLEGE OF OPTOMETRY	3740-09-30-19UCLA:5	138,720	
93.433	ACL NATIONAL INSTITUTE ON DISABILITY, INDEPENDENT LIVING, AND REHABILITATION RESEARCH		PASS-THROUGH	OHIO STATE UNIVERSITY	GR126890 / SPC-10000	(1,841)	
93.433	ACL NATIONAL INSTITUTE ON DISABILITY, INDEPENDENT LIVING, AND REHABILITATION RESEARCH		PASS-THROUGH	REHABILITATION INSTITUTE OF CHICAGO	8163	114,377	
93.433	ACL NATIONAL INSTITUTE ON DISABILITY, INDEPENDENT LIVING, AND REHABILITATION RESEARCH		PASS-THROUGH	REHABILITATION INSTITUTE OF CHICAGO	82264	239,196	
93.433	ACL NATIONAL INSTITUTE ON DISABILITY, INDEPENDENT LIVING, AND REHABILITATION RESEARCH		PASS-THROUGH	SHEPHERD CENTER, INC.	SHEP-20-0002	204,594	
93.435	INNOVATIVE STATE AND LOCAL PUBLIC HEALTH STRATEGIES TO PREVENT AND MANAGE DIABETES AND HEART DISEASE AND STROKE-		PASS-THROUGH	COUNTY OF SAN DIEGO	559701	168,276	
93.470	ALZHEIMER'S DISEASE PROGRAM INITIATIVE (ADPI)		PASS-THROUGH	CORNELL UNIVERSITY	SUB - 104017-01 (AG076634)	4,373,679	272,089
93.568	LOW-INCOME HOME ENERGY ASSISTANCE		PASS-THROUGH	COUNTY OF SAN JOAQUIN	EW-2023-28	159,617	
93.583	REFUGEE AND ENTRANT ASSISTANCE WILSON/FISH PROGRAM		DIRECT	DEPARTMENT OF HEALTH AND HUMAN SERVICES (HHS)		17,221	
93.592	FAMILY VIOLENCE PREVENTION AND SERVICES/DISCRETIONARY		DIRECT	DEPARTMENT OF HEALTH AND HUMAN SERVICES (HHS)		17,695	
93.595	WELFARE REFORM RESEARCH, EVALUATIONS AND NATIONAL STUDIES		DIRECT	DEPARTMENT OF HEALTH AND HUMAN SERVICES (HHS)		76,224	
93.603	ADOPTION AND LEGAL GUARDIANSHIP INCENTIVE PAYMENTS		PASS-THROUGH	COUNTY OF SAN JOAQUIN	CW-2023-28	39,525	
93.630	DEVELOPMENTAL DISABILITIES BASIC SUPPORT AND ADVOCACY GRANTS		PASS-THROUGH	WAYNE STATE UNIVERSITY	WSU22048-A1	25,408	
93.632	UNIVERSITY CENTERS FOR EXCELLENCE IN DEVELOPMENTAL DISABILITIES EDUCATION, RESEARCH, AND SERVICE		DIRECT	DEPARTMENT OF HEALTH AND HUMAN SERVICES (HHS)		1,364,257	
93.632	UNIVERSITY CENTERS FOR EXCELLENCE IN DEVELOPMENTAL DISABILITIES EDUCATION, RESEARCH, AND SERVICE		PASS-THROUGH	SNOWLINE HOSPICE OF EL DORADO COUNTY	A23-1572	53,128	
93.638	ACA-TRANSFORMING CLINICAL PRACTICE INITIATIVE: PRACTICE TRANSFORMATION NETWORKS (PTNS)		DIRECT	DEPARTMENT OF HEALTH AND HUMAN SERVICES (HHS)		2,791	
93.647	SOCIAL SERVICES RESEARCH AND DEMONSTRATION		DIRECT	DEPARTMENT OF HEALTH AND HUMAN SERVICES (HHS)		36,613	

University of California
Schedule of Expenditures of Federal Awards

For the Fiscal Year Ended June 30, 2024
(Expressed in Whole Dollars)

Assistance Listing Number	Federal Program Title	Additional Award Identification	Direct / Pass Through	Agency or Pass Through Entity	Pass Through No. or Other Identifier	Federal Expenditures	Funds Passed Through to Subrecipients
93.648	CHILD WELFARE RESEARCH TRAINING OR DEMONSTRATION		DIRECT	DEPARTMENT OF HEALTH AND HUMAN SERVICES (HHS)		451,013	71,537
93.648	CHILD WELFARE RESEARCH TRAINING OR DEMONSTRATION		PASS-THROUGH	UNIVERSITY OF NEBRASKA	24-0520-0308-005:6	65,468	
93.658	FOSTER CARE-TITLE IV-E		PASS-THROUGH	COUNTY OF GLENN	C000114262	9,337	
93.658	FOSTER CARE-TITLE IV-E		PASS-THROUGH	COUNTY OF PLACER	CW-2023-25	25,603	
93.658	FOSTER CARE-TITLE IV-E		PASS-THROUGH	COUNTY OF SACRAMENTO	7805000-24-314	136,694	
93.658	FOSTER CARE-TITLE IV-E		PASS-THROUGH	COUNTY OF TUOLUMNE	CW-2023-39	3,953	
93.667	SOCIAL SERVICES BLOCK GRANT		PASS-THROUGH	COUNTY OF LASSEN	GENT-2023-15	65,151	
93.687	MATERNAL OPIOID MISUSE MODEL		PASS-THROUGH	STANFORD UNIVERSITY	63307565-233304	64,784	
93.702	NATIONAL CENTER FOR RESEARCH RESOURCES, RECOVERY ACT CONSTRUCTION SUPPORT		DIRECT	DEPARTMENT OF HEALTH AND HUMAN SERVICES (HHS)		20,575	
93.732	MENTAL AND BEHAVIORAL HEALTH EDUCATION AND TRAINING GRANTS PPHF: RACIAL AND ETHNIC APPROACHES TO COMMUNITY HEALTH PROGRAM FINANCED SOLELY BY PUBLIC PREVENTION AND HEALTH FUNDS		PASS-THROUGH	ASSOCIATION OF SCHOOLS AND PROGRAMS OF PUBLIC HEALTH, INC.	20215719	(1,326)	
93.738			PASS-THROUGH	PUBLIC HEALTH ADVOCATES	20220930-001	34,276	
93.747	ELDER ABUSE PREVENTION INTERVENTIONS PROGRAM		PASS-THROUGH	CALIFORNIA DEPARTMENT OF SOCIAL SERVICES	21-3120	1,661	
93.747	ELDER ABUSE PREVENTION INTERVENTIONS PROGRAM		PASS-THROUGH	CALIFORNIA DEPARTMENT OF SOCIAL SERVICES	A138702	26,987	
	HEART DISEASE & STROKE PREVENTION PROGRAM AND DIABETES PREVENTION – STATE AND LOCAL PUBLIC HEALTH ACTIONS TO PREVENT OBESITY, DIABETES, AND HEART DISEASE AND STROKE		DIRECT	DEPARTMENT OF HEALTH AND HUMAN SERVICES (HHS)		66,172	
93.813			DIRECT	DEPARTMENT OF HEALTH AND HUMAN SERVICES (HHS)		85,260	
93.814	PARTNER SUPPORT FOR HEART DISEASE AND STROKE PREVENTION		PASS-THROUGH	DUKE UNIVERSITY	Sub 303000630	291,125	
93.814	PARTNER SUPPORT FOR HEART DISEASE AND STROKE PREVENTION		PASS-THROUGH	MESA SCIENCE ASSOCIATES, INC.	SUB 30148848	55,122	
93.814	PARTNER SUPPORT FOR HEART DISEASE AND STROKE PREVENTION		PASS-THROUGH	THE SCRIPPS RESEARCH INSTITUTE	2R01 DK110162-04A1 (5-54535)	27,871	
93.814	PARTNER SUPPORT FOR HEART DISEASE AND STROKE PREVENTION		PASS-THROUGH	UNIVERSITY OF WISCONSIN-MADISON	sub 0000002921 (NS132441)	358,047	
93.821	BIOMEDICAL RESEARCH AND RESEARCH TRAINING		DIRECT	DEPARTMENT OF HEALTH AND HUMAN SERVICES (HHS)		(84,930)	
93.823	EBOLA SUPPORT: TRANSMISSION AND PREVENTION CONTROL, PUBLIC HEALTH PREPAREDNESS, VACCINE DEVELOPMENT		DIRECT	DEPARTMENT OF HEALTH AND HUMAN SERVICES (HHS)		873,666	93,114
93.823	EBOLA SUPPORT: TRANSMISSION AND PREVENTION CONTROL, PUBLIC HEALTH PREPAREDNESS, VACCINE DEVELOPMENT		PASS-THROUGH	KAISER FOUNDATION RESEARCH INSTITUTION	A143144	54,091	
93.823	EBOLA SUPPORT: TRANSMISSION AND PREVENTION CONTROL, PUBLIC HEALTH PREPAREDNESS, VACCINE DEVELOPMENT		PASS-THROUGH	KAISER PERMANENTE DIVISION OF RESEARCH	RNG212732-UCB	79,930	
93.823	EBOLA SUPPORT: TRANSMISSION AND PREVENTION CONTROL, PUBLIC HEALTH PREPAREDNESS, VACCINE DEVELOPMENT		PASS-THROUGH	NORTHEASTERN UNIVERSITY	sub 500939-78057	5,177	
93.837	CARDIOVASCULAR DISEASES RESEARCH		DIRECT	DEPARTMENT OF HEALTH AND HUMAN SERVICES (HHS)		124,318,698	13,867,662
93.837	CARDIOVASCULAR DISEASES RESEARCH		PASS-THROUGH	ALBERT EINSTEIN COLLEGE OF MEDICINE	Sub 311257(HL140976)	101	
93.837	CARDIOVASCULAR DISEASES RESEARCH		PASS-THROUGH	ALBERT EINSTEIN COLLEGE OF MEDICINE	SUB 31148A (HL146132)	125,588	
93.837	CARDIOVASCULAR DISEASES RESEARCH		PASS-THROUGH	AUGUSTA UNIVERSITY	Sub 38479-3 (HL136275)	387,375	
93.837	CARDIOVASCULAR DISEASES RESEARCH		PASS-THROUGH	BAYLOR COLLEGE OF MEDICINE	A139749	(516)	
93.837	CARDIOVASCULAR DISEASES RESEARCH		PASS-THROUGH	BAYLOR COLLEGE OF MEDICINE	P700000630	358,566	
93.837	CARDIOVASCULAR DISEASES RESEARCH		PASS-THROUGH	BECKMAN RESEARCH INSTITUTE OF THE CITY OF HOPE	62379.2007349.669304	4,945	
93.837	CARDIOVASCULAR DISEASES RESEARCH		PASS-THROUGH	BRIGHAM AND WOMEN'S HOSPITAL	Sub 117712 (HL134811)	(5,104)	
93.837	CARDIOVASCULAR DISEASES RESEARCH		PASS-THROUGH	BRIGHAM AND WOMEN'S HOSPITAL	Sub 120938 (HL034594)	(4,793)	
93.837	CARDIOVASCULAR DISEASES RESEARCH		PASS-THROUGH	BRIGHAM AND WOMEN'S HOSPITAL	sub 126419 (HL160799)	431,804	
93.837	CARDIOVASCULAR DISEASES RESEARCH		PASS-THROUGH	CALIFORNIA INSTITUTE OF TECHNOLOGY	S532035:03	62,240	
93.837	CARDIOVASCULAR DISEASES RESEARCH		PASS-THROUGH	CASE WESTERN RESERVE UNIVERSITY	RES515085:4	252,811	
93.837	CARDIOVASCULAR DISEASES RESEARCH		PASS-THROUGH	CASE WESTERN RESERVE UNIVERSITY	Sub RES515663 (HL149409)	30,223	
93.837	CARDIOVASCULAR DISEASES RESEARCH		PASS-THROUGH	CEDARS-SINAI MEDICAL CENTER	0001454811:7	(50,339)	
93.837	CARDIOVASCULAR DISEASES RESEARCH		PASS-THROUGH	CEDARS-SINAI MEDICAL CENTER	0001562752:3	(109)	
93.837	CARDIOVASCULAR DISEASES RESEARCH		PASS-THROUGH	CEDARS-SINAI MEDICAL CENTER	0001686631:3	12,896	
93.837	CARDIOVASCULAR DISEASES RESEARCH		PASS-THROUGH	CEDARS-SINAI MEDICAL CENTER	0001979108:2	9,834	

University of California
Schedule of Expenditures of Federal Awards

For the Fiscal Year Ended June 30, 2024
(Expressed in Whole Dollars)

Assistance Listing Number	Federal Program Title	Additional Award Identification	Direct / Pass Through	Agency or Pass Through Entity	Pass Through No. or Other	Federal Expenditures	Funds Passed Through to Subrecipients
					Identifier		
93.837	CARDIOVASCULAR DISEASES RESEARCH		PASS-THROUGH	CEDARS-SINAI MEDICAL CENTER	0001979745	25,287	
93.837	CARDIOVASCULAR DISEASES RESEARCH		PASS-THROUGH	CEDARS-SINAI MEDICAL CENTER	0002325289	47,162	
93.837	CARDIOVASCULAR DISEASES RESEARCH		PASS-THROUGH	CEDARS-SINAI MEDICAL CENTER	1670409:3	17,717	
93.837	CARDIOVASCULAR DISEASES RESEARCH		PASS-THROUGH	CEDARS-SINAI MEDICAL CENTER	1847785:6	507	
93.837	CARDIOVASCULAR DISEASES RESEARCH		PASS-THROUGH	CEDARS-SINAI MEDICAL CENTER	20201604:4	17,722	
93.837	CARDIOVASCULAR DISEASES RESEARCH		PASS-THROUGH	CHAPMAN UNIVERSITY	500907-UCI	60,287	
93.837	CARDIOVASCULAR DISEASES RESEARCH		PASS-THROUGH	CHILDREN'S HOSPITAL LOS ANGELES	20192539:1	(7,020)	
93.837	CARDIOVASCULAR DISEASES RESEARCH		PASS-THROUGH	CHILDREN'S HOSPITAL MEDICAL CENTER	A140888	25,211	
93.837	CARDIOVASCULAR DISEASES RESEARCH		PASS-THROUGH	CHILDREN'S HOSPITAL OF PHILADELPHIA	3200170321:5	12,044	
93.837	CARDIOVASCULAR DISEASES RESEARCH		PASS-THROUGH	CHILDREN'S HOSPITAL OF PHILADELPHIA	A128763	3,384	
93.837	CARDIOVASCULAR DISEASES RESEARCH		PASS-THROUGH	CHILDREN'S HOSPITAL OF PHILADELPHIA	A142134	27,120	
93.837	CARDIOVASCULAR DISEASES RESEARCH		PASS-THROUGH	CHILDREN'S HOSPITAL OF PHILADELPHIA	GRT-00002416	10,668	
93.837	CARDIOVASCULAR DISEASES RESEARCH		PASS-THROUGH	CHILDREN'S MERCY HOSPITAL, THE	Sub 601164 (HL148463)	21,205	
93.837	CARDIOVASCULAR DISEASES RESEARCH		PASS-THROUGH	CINCINNATI CHILDREN'S HOSPITAL MEDICAL CENTER	313687	398,703	
93.837	CARDIOVASCULAR DISEASES RESEARCH		PASS-THROUGH	COLUMBIA UNIVERSITY	1(GG018868-01)	66,557	
93.837	CARDIOVASCULAR DISEASES RESEARCH		PASS-THROUGH	COLUMBIA UNIVERSITY IRVING MEDICAL CENTER	1(GG017860-01)	21,064	
93.837	CARDIOVASCULAR DISEASES RESEARCH		PASS-THROUGH	DREXEL UNIVERSITY	900087	22,037	
93.837	CARDIOVASCULAR DISEASES RESEARCH		PASS-THROUGH	DUKE UNIVERSITY	303001274	19,714	
93.837	CARDIOVASCULAR DISEASES RESEARCH		PASS-THROUGH	DUKE UNIVERSITY	303001735	13,647	
93.837	CARDIOVASCULAR DISEASES RESEARCH		PASS-THROUGH	EMORY UNIVERSITY	A140050	45,176	
93.837	CARDIOVASCULAR DISEASES RESEARCH		PASS-THROUGH	EMORY UNIVERSITY	SUB A429570 (HL146147)	83,496	
93.837	CARDIOVASCULAR DISEASES RESEARCH		PASS-THROUGH	FLORIDA STATE UNIVERSITY	R000003094	40,093	
93.837	CARDIOVASCULAR DISEASES RESEARCH		PASS-THROUGH	FORDHAM UNIVERSITY	A140875	31,999	
93.837	CARDIOVASCULAR DISEASES RESEARCH		PASS-THROUGH	FORDHAM UNIVERSITY	FORD0085-30387	53,979	
93.837	CARDIOVASCULAR DISEASES RESEARCH		PASS-THROUGH	FRED HUTCHINSON CANCER CENTER	0001163934	19,408	
93.837	CARDIOVASCULAR DISEASES RESEARCH		PASS-THROUGH	FRED HUTCHINSON CANCER CENTER	A142397	35,241	
93.837	CARDIOVASCULAR DISEASES RESEARCH		PASS-THROUGH	FRED HUTCHINSON CANCER CENTER	Basic	43,752	
93.837	CARDIOVASCULAR DISEASES RESEARCH		PASS-THROUGH	FRED HUTCHINSON CANCER CENTER	SUB 0000977454 (HL122273)	(6)	
93.837	CARDIOVASCULAR DISEASES RESEARCH		PASS-THROUGH	FRED HUTCHINSON CANCER CENTER	Sub 0001135321 (HL130483)	101,801	
93.837	CARDIOVASCULAR DISEASES RESEARCH		PASS-THROUGH	GE GLOBAL RESEARCH	sub 401148496 (HL153250)	170,724	
					Subaward 22-M17		
93.837	CARDIOVASCULAR DISEASES RESEARCH		PASS-THROUGH	GEORGE WASHINGTON UNIVERSITY	(HL158305)	8,653	
93.837	CARDIOVASCULAR DISEASES RESEARCH		PASS-THROUGH	GLADSTONE INSTITUTES	A134110	499,532	
93.837	CARDIOVASCULAR DISEASES RESEARCH		PASS-THROUGH	GLADSTONE INSTITUTES	A137299	45,768	
93.837	CARDIOVASCULAR DISEASES RESEARCH		PASS-THROUGH	GLADSTONE INSTITUTES	A137506	23,587	
93.837	CARDIOVASCULAR DISEASES RESEARCH		PASS-THROUGH	HARVARD UNIVERSITY	111282-5131179	8,578	
93.837	CARDIOVASCULAR DISEASES RESEARCH		PASS-THROUGH	HARVARD UNIVERSITY	111331-5117334:4	131,056	
93.837	CARDIOVASCULAR DISEASES RESEARCH		PASS-THROUGH	HARVARD UNIVERSITY	A142743	197,855	
					Sub GENFD0002119879		
93.837	CARDIOVASCULAR DISEASES RESEARCH		PASS-THROUGH	HARVARD UNIVERSITY	(HL162367)	(171,742)	
93.837	CARDIOVASCULAR DISEASES RESEARCH		PASS-THROUGH	HUNTINGTON MEDICAL RESEARCH INSTITUTES	6085-19-02	3,903	
93.837	CARDIOVASCULAR DISEASES RESEARCH		PASS-THROUGH	ICAHN SCHOOL OF MEDICINE AT MOUNT SINAI	A137645	180,586	
93.837	CARDIOVASCULAR DISEASES RESEARCH		PASS-THROUGH	ICAHN SCHOOL OF MEDICINE AT MOUNT SINAI	A139264	(21,587)	
93.837	CARDIOVASCULAR DISEASES RESEARCH		PASS-THROUGH	INDIANA UNIVERSITY	A141739	7,856	
93.837	CARDIOVASCULAR DISEASES RESEARCH		PASS-THROUGH	JB HEALTHTECH, INC.	222057	70,888	
93.837	CARDIOVASCULAR DISEASES RESEARCH		PASS-THROUGH	JOHNS HOPKINS UNIVERSITY	2006105212:1	20,992	
93.837	CARDIOVASCULAR DISEASES RESEARCH		PASS-THROUGH	JOHNS HOPKINS UNIVERSITY	A143613	44,031	
93.837	CARDIOVASCULAR DISEASES RESEARCH		PASS-THROUGH	JOHNS HOPKINS UNIVERSITY	Sub 2005759726 (HL163114)	26,616	
93.837	CARDIOVASCULAR DISEASES RESEARCH		PASS-THROUGH	KAISER FOUNDATION RESEARCH INSTITUTION	RNG210151-UCD	30,680	
93.837	CARDIOVASCULAR DISEASES RESEARCH		PASS-THROUGH	KAISER PERMANENTE DIVISION OF RESEARCH	A140830	22,579	

University of California
Schedule of Expenditures of Federal Awards

For the Fiscal Year Ended June 30, 2024
(Expressed in Whole Dollars)

Assistance Listing Number	Federal Program Title	Additional Award Identification	Direct / Pass Through	Agency or Pass Through Entity	Pass Through No. or Other Identifier	Federal Expenditures	Funds Passed Through to Subrecipients
93.837	CARDIOVASCULAR DISEASES RESEARCH		PASS-THROUGH	KAISER PERMANENTE WASHINGTON HEALTH RESEARCH INSTITUTE	Sub 2018103333 (HL125440)	(11,706)	
93.837	CARDIOVASCULAR DISEASES RESEARCH		PASS-THROUGH	KENT COUNTY MEMORIAL HOSPITAL	A137926	85,949	
93.837	CARDIOVASCULAR DISEASES RESEARCH		PASS-THROUGH	LA JOLLA INSTITUTE FOR IMMUNOLOGY	Sub 22817-44-393 (HL136275)	(46,750)	
93.837	CARDIOVASCULAR DISEASES RESEARCH		PASS-THROUGH	LA JOLLA INSTITUTE FOR IMMUNOLOGY	Sub 22817-50-393 (HL136275)	(27,040)	
93.837	CARDIOVASCULAR DISEASES RESEARCH		PASS-THROUGH	LARIX BIOSCIENCE LLC	A141180	(55,280)	
93.837	CARDIOVASCULAR DISEASES RESEARCH		PASS-THROUGH	LOYOLA UNIVERSITY OF CHICAGO	214026 UC Davis	128,706	
93.837	CARDIOVASCULAR DISEASES RESEARCH		PASS-THROUGH	LUNDQUIST INSTITUTE FOR BIOMEDICAL INNOVATION AT HARBOR-UCLA	SUB 31470-01 (HL146666)	44,364	
93.837	CARDIOVASCULAR DISEASES RESEARCH		PASS-THROUGH	MAX BIOPHARMA	1R43HL162245-01A1	(8,405)	
93.837	CARDIOVASCULAR DISEASES RESEARCH		PASS-THROUGH	NATIONAL MARROW DONOR PROGRAM	20231417	26	
93.837	CARDIOVASCULAR DISEASES RESEARCH		PASS-THROUGH	NEW ENGLAND RESEARCH INSTITUTE	G140030	14,626	
93.837	CARDIOVASCULAR DISEASES RESEARCH		PASS-THROUGH	NEW ENGLAND RESEARCH INSTITUTES, INC.	A124544	25,555	
93.837	CARDIOVASCULAR DISEASES RESEARCH		PASS-THROUGH	NEW ENGLAND RESEARCH INSTITUTES, INC.	A139024	45,560	
93.837	CARDIOVASCULAR DISEASES RESEARCH		PASS-THROUGH	NORTH CAROLINA STATE UNIVERSITY	2020-0275-01:5	57	
93.837	CARDIOVASCULAR DISEASES RESEARCH		PASS-THROUGH	NORTHERN CALIFORNIA INSTITUTE FOR RESEARCH AND EDUCATION, IN	sub JOTV2359-01 (HL151564)	19,812	
93.837	CARDIOVASCULAR DISEASES RESEARCH		PASS-THROUGH	NORTHERN CALIFORNIA INSTITUTE FOR RESEARCH AND EDUCATION, IN	Sub KIZ2200-05 (HL144707)	341,883	
93.837	CARDIOVASCULAR DISEASES RESEARCH		PASS-THROUGH	NORTHWESTERN UNIVERSITY	60066435 UCD	34,476	
93.837	CARDIOVASCULAR DISEASES RESEARCH		PASS-THROUGH	NORTHWESTERN UNIVERSITY	60066435 UCLA	113	
93.837	CARDIOVASCULAR DISEASES RESEARCH		PASS-THROUGH	NORTHWESTERN UNIVERSITY	A136618	94,069	
93.837	CARDIOVASCULAR DISEASES RESEARCH		PASS-THROUGH	NORTHWESTERN UNIVERSITY	A137104	22,258	
93.837	CARDIOVASCULAR DISEASES RESEARCH		PASS-THROUGH	NORTHWESTERN UNIVERSITY	A138504	181,530	
93.837	CARDIOVASCULAR DISEASES RESEARCH		PASS-THROUGH	NORTHWESTERN UNIVERSITY	A138810	40,302	
93.837	CARDIOVASCULAR DISEASES RESEARCH		PASS-THROUGH	NORTHWESTERN UNIVERSITY	A139374	(43,357)	
93.837	CARDIOVASCULAR DISEASES RESEARCH		PASS-THROUGH	NORTHWESTERN UNIVERSITY	A140974	329,700	
93.837	CARDIOVASCULAR DISEASES RESEARCH		PASS-THROUGH	OHIO STATE UNIVERSITY	A143075	114,249	
93.837	CARDIOVASCULAR DISEASES RESEARCH		PASS-THROUGH	OHIO STATE UNIVERSITY	GR119805:4	(1)	
93.837	CARDIOVASCULAR DISEASES RESEARCH		PASS-THROUGH	OHIO STATE UNIVERSITY	GR124599:2	12,760	
93.837	CARDIOVASCULAR DISEASES RESEARCH		PASS-THROUGH	OPTIMA INTEGRATED HEALTH, INC.	A140610	34,664	
93.837	CARDIOVASCULAR DISEASES RESEARCH		PASS-THROUGH	OREGON HEALTH & SCIENCE UNIVERSITY	1015340	1,777	
93.837	CARDIOVASCULAR DISEASES RESEARCH		PASS-THROUGH	OREGON HEALTH & SCIENCE UNIVERSITY	SUB 1005338 UCSD (HL078610)	(413)	
93.837	CARDIOVASCULAR DISEASES RESEARCH		PASS-THROUGH	PENNSYLVANIA STATE UNIVERSITY	S004466-DHHS:1	18,433	
93.837	CARDIOVASCULAR DISEASES RESEARCH		PASS-THROUGH	PROFUSA, INC.	A135140	5,185	
93.837	CARDIOVASCULAR DISEASES RESEARCH		PASS-THROUGH	PURDUE UNIVERSITY	A136644	27,231	
93.837	CARDIOVASCULAR DISEASES RESEARCH		PASS-THROUGH	RADY CHILDREN'S HOSPITAL-SAN DIEGO	sub S1072-1002532-SA1	62,603	
93.837	CARDIOVASCULAR DISEASES RESEARCH		PASS-THROUGH	RESEARCH TRIANGLE INSTITUTE	10-312-0217457-66032	137,440	
93.837	CARDIOVASCULAR DISEASES RESEARCH		PASS-THROUGH	RUTGERS, THE STATE UNIVERSITY OF NEW JERSEY	2658	68,415	
93.837	CARDIOVASCULAR DISEASES RESEARCH		PASS-THROUGH	RUTGERS, THE STATE UNIVERSITY OF NEW JERSEY	2734	42,579	
93.837	CARDIOVASCULAR DISEASES RESEARCH		PASS-THROUGH	RUTGERS, THE STATE UNIVERSITY OF NEW JERSEY	SUB00002745	42,580	
93.837	CARDIOVASCULAR DISEASES RESEARCH		PASS-THROUGH	SAINT LOUIS UNIVERSITY	A140244	26,042	
93.837	CARDIOVASCULAR DISEASES RESEARCH		PASS-THROUGH	SANFORD BURNHAM PREBYS MEDICAL DISCOVERY INSTITUTE	Sub 60062-12921-UCSD	(20,657)	
93.837	CARDIOVASCULAR DISEASES RESEARCH		PASS-THROUGH	STANFORD UNIVERSITY	62163872-136790:02	(2,680)	
93.837	CARDIOVASCULAR DISEASES RESEARCH		PASS-THROUGH	STANFORD UNIVERSITY	62263184-131371	636,990	
93.837	CARDIOVASCULAR DISEASES RESEARCH		PASS-THROUGH	STANFORD UNIVERSITY	62263185-131371	305,912	
93.837	CARDIOVASCULAR DISEASES RESEARCH		PASS-THROUGH	STANFORD UNIVERSITY	62584451-198729	22,450	
93.837	CARDIOVASCULAR DISEASES RESEARCH		PASS-THROUGH	STANFORD UNIVERSITY	62606640-154473	50,302	
93.837	CARDIOVASCULAR DISEASES RESEARCH		PASS-THROUGH	STANFORD UNIVERSITY	63042854-208825 5747035	29,344	

University of California
Schedule of Expenditures of Federal Awards

For the Fiscal Year Ended June 30, 2024
(Expressed in Whole Dollars)

Assistance Listing Number	Federal Program Title	Additional Award Identification	Direct / Pass Through	Agency or Pass Through Entity	Pass Through No. or Other Identifier	Federal Expenditures	Funds Passed Through to Subrecipients
93.837	CARDIOVASCULAR DISEASES RESEARCH		PASS-THROUGH	STANFORD UNIVERSITY	Sub 61324668-122625(HL130840)	(1,038)	
93.837	CARDIOVASCULAR DISEASES RESEARCH		PASS-THROUGH	STANFORD UNIVERSITY	Sub 62114678-131050 (HL141712)	14,213	
93.837	CARDIOVASCULAR DISEASES RESEARCH		PASS-THROUGH	STANFORD UNIVERSITY	sub 62479930-118781 (HL083359)	265,976	
93.837	CARDIOVASCULAR DISEASES RESEARCH		PASS-THROUGH	STANFORD UNIVERSITY	sub 63372183-122625 (HL130840)	20,950	
93.837	CARDIOVASCULAR DISEASES RESEARCH		PASS-THROUGH	TEXAS A&M UNIVERSITY - COLLEGE STATION	SUB M1902042 (HL145534)	31,719	
93.837	CARDIOVASCULAR DISEASES RESEARCH		PASS-THROUGH	TEXAS HEART INSTITUTE	4058	26,176	
93.837	CARDIOVASCULAR DISEASES RESEARCH		PASS-THROUGH	THE CHILDREN'S HOSPITAL CORPORATION	A141932	20,174	
93.837	CARDIOVASCULAR DISEASES RESEARCH		PASS-THROUGH	THE CHILDREN'S HOSPITAL CORPORATION	A143076	10,677	
93.837	CARDIOVASCULAR DISEASES RESEARCH		PASS-THROUGH	THE CHILDREN'S HOSPITAL CORPORATION	Sub GENFD0002119879 (HL162367)	389,536	
93.837	CARDIOVASCULAR DISEASES RESEARCH		PASS-THROUGH	THE GENERAL HOSPITAL CORPORATION	243119	5,865	5,865
93.837	CARDIOVASCULAR DISEASES RESEARCH		PASS-THROUGH	THE GENERAL HOSPITAL CORPORATION	20152908:13	(1,924)	
93.837	CARDIOVASCULAR DISEASES RESEARCH		PASS-THROUGH	THE GENERAL HOSPITAL CORPORATION	230744:4	(27,093)	
93.837	CARDIOVASCULAR DISEASES RESEARCH		PASS-THROUGH	THE GENERAL HOSPITAL CORPORATION	237424:03	8,672	
93.837	CARDIOVASCULAR DISEASES RESEARCH		PASS-THROUGH	THE GENERAL HOSPITAL CORPORATION	237449:1	3,119	3,119
93.837	CARDIOVASCULAR DISEASES RESEARCH		PASS-THROUGH	THE GENERAL HOSPITAL CORPORATION	A124992	12,342	
93.837	CARDIOVASCULAR DISEASES RESEARCH		PASS-THROUGH	THE GENERAL HOSPITAL CORPORATION	A137740	1,585,740	58,000
93.837	CARDIOVASCULAR DISEASES RESEARCH		PASS-THROUGH	THE GENERAL HOSPITAL CORPORATION	A138636	(2,690)	1,000
93.837	CARDIOVASCULAR DISEASES RESEARCH		PASS-THROUGH	THE RAND CORPORATION	SCON-00000309:04	(15,873)	
93.837	CARDIOVASCULAR DISEASES RESEARCH		PASS-THROUGH	THE RAND CORPORATION	SCON-00000511	31,743	
93.837	CARDIOVASCULAR DISEASES RESEARCH		PASS-THROUGH	THE RESEARCH INSTITUTE OF THE MCGILL UNIVERSITY HEALTH CENTR	Sub PO CC417 (HL128550)	(123,967)	
93.837	CARDIOVASCULAR DISEASES RESEARCH		PASS-THROUGH	THE UNIVERSITY OF ALABAMA AT BIRMINGHAM	A138933	51,504	
93.837	CARDIOVASCULAR DISEASES RESEARCH		PASS-THROUGH	TUFTS UNIVERSITY	R01HL167233	72,008	
93.837	CARDIOVASCULAR DISEASES RESEARCH		PASS-THROUGH	UNIVERSITY OF COLORADO SYSTEM	FY23.1194.002	148,235	
93.837	CARDIOVASCULAR DISEASES RESEARCH		PASS-THROUGH	UNIVERSITY OF HOUSTON	R-21-0096A:2	37,800	
93.837	CARDIOVASCULAR DISEASES RESEARCH		PASS-THROUGH	UNIVERSITY OF ILLINOIS CHICAGO	sub-18147-HL148756	22,616	
93.837	CARDIOVASCULAR DISEASES RESEARCH		PASS-THROUGH	UNIVERSITY OF IOWA	S03650-01:02	24,799	
93.837	CARDIOVASCULAR DISEASES RESEARCH		PASS-THROUGH	UNIVERSITY OF LOUISVILLE RESEARCH FOUNDATION, INC.	ULRF 19-0985-01	23,086	
93.837	CARDIOVASCULAR DISEASES RESEARCH		PASS-THROUGH	UNIVERSITY OF MARYLAND, COLLEGE PARK	A134752	(74)	
93.837	CARDIOVASCULAR DISEASES RESEARCH		PASS-THROUGH	UNIVERSITY OF MICHIGAN	A135105	18,798	
93.837	CARDIOVASCULAR DISEASES RESEARCH		PASS-THROUGH	UNIVERSITY OF MICHIGAN	A139757	612	
93.837	CARDIOVASCULAR DISEASES RESEARCH		PASS-THROUGH	UNIVERSITY OF MICHIGAN	A140254	8,579	
93.837	CARDIOVASCULAR DISEASES RESEARCH		PASS-THROUGH	UNIVERSITY OF MICHIGAN	SUBK00012917	28,862	
93.837	CARDIOVASCULAR DISEASES RESEARCH		PASS-THROUGH	UNIVERSITY OF MICHIGAN	SUBK00013863	110,137	
93.837	CARDIOVASCULAR DISEASES RESEARCH		PASS-THROUGH	UNIVERSITY OF MICHIGAN	SUBK00016538:1	25,907	
93.837	CARDIOVASCULAR DISEASES RESEARCH		PASS-THROUGH	UNIVERSITY OF MICHIGAN	SUBK00016707: Early	14,043	
93.837	CARDIOVASCULAR DISEASES RESEARCH		PASS-THROUGH	UNIVERSITY OF MICHIGAN	SUBK00018073:3	9,846	
93.837	CARDIOVASCULAR DISEASES RESEARCH		PASS-THROUGH	UNIVERSITY OF MICHIGAN	SUBK00019267	15,494	
93.837	CARDIOVASCULAR DISEASES RESEARCH		PASS-THROUGH	UNIVERSITY OF MINNESOTA	A137777	14,451	
93.837	CARDIOVASCULAR DISEASES RESEARCH		PASS-THROUGH	UNIVERSITY OF MINNESOTA	A138428	12,644	
93.837	CARDIOVASCULAR DISEASES RESEARCH		PASS-THROUGH	UNIVERSITY OF NORTH CAROLINA AT CHAPEL HILL	5123729	157,769	
93.837	CARDIOVASCULAR DISEASES RESEARCH		PASS-THROUGH	UNIVERSITY OF NORTH CAROLINA AT CHAPEL HILL	5124051:3	32,034	
93.837	CARDIOVASCULAR DISEASES RESEARCH		PASS-THROUGH	UNIVERSITY OF NORTH CAROLINA AT CHAPEL HILL	5131615:3	87,460	
93.837	CARDIOVASCULAR DISEASES RESEARCH		PASS-THROUGH	UNIVERSITY OF PITTSBURGH	A138613	38	
93.837	CARDIOVASCULAR DISEASES RESEARCH		PASS-THROUGH	UNIVERSITY OF PITTSBURGH	AWD00004807	(10)	
93.837	CARDIOVASCULAR DISEASES RESEARCH		PASS-THROUGH	UNIVERSITY OF ROCHESTER	A140567	4,848	
93.837	CARDIOVASCULAR DISEASES RESEARCH		PASS-THROUGH	UNIVERSITY OF SOUTH FLORIDA	6143-1210-00-A	92,722	
93.837	CARDIOVASCULAR DISEASES RESEARCH		PASS-THROUGH	UNIVERSITY OF SOUTHERN CALIFORNIA	143660508	75,624	
93.837	CARDIOVASCULAR DISEASES RESEARCH		PASS-THROUGH	UNIVERSITY OF SOUTHERN CALIFORNIA	133248014:4	185,529	

University of California
Schedule of Expenditures of Federal Awards

For the Fiscal Year Ended June 30, 2024
(Expressed in Whole Dollars)

Assistance Listing Number	Federal Program Title	Additional Award Identification	Direct / Pass Through	Agency or Pass Through Entity	Pass Through No. or Other Identifier	Federal Expenditures	Funds Passed Through to Subrecipients
93.837	CARDIOVASCULAR DISEASES RESEARCH		PASS-THROUGH	UNIVERSITY OF SOUTHERN CALIFORNIA	142010096:2	11,162	
93.837	CARDIOVASCULAR DISEASES RESEARCH		PASS-THROUGH	UNIVERSITY OF TEXAS AT SAN ANTONIO	172753/172741	57,941	
93.837	CARDIOVASCULAR DISEASES RESEARCH		PASS-THROUGH	UNIVERSITY OF TEXAS SOUTHWESTERN MEDICAL CENTER	A139865	147,008	
93.837	CARDIOVASCULAR DISEASES RESEARCH		PASS-THROUGH	UNIVERSITY OF TEXAS SOUTHWESTERN MEDICAL CENTER	A140959	124,035	
93.837	CARDIOVASCULAR DISEASES RESEARCH		PASS-THROUGH	UNIVERSITY OF TEXAS SOUTHWESTERN MEDICAL CENTER	A142529	19,858	
93.837	CARDIOVASCULAR DISEASES RESEARCH		PASS-THROUGH	UNIVERSITY OF TEXAS SOUTHWESTERN MEDICAL CENTER	A142940	12,165	
93.837	CARDIOVASCULAR DISEASES RESEARCH		PASS-THROUGH	UNIVERSITY OF UTAH	10055226-03-UCLA	90,881	
93.837	CARDIOVASCULAR DISEASES RESEARCH		PASS-THROUGH	UNIVERSITY OF UTAH	10061871-01-UCD	70,612	
93.837	CARDIOVASCULAR DISEASES RESEARCH		PASS-THROUGH	UNIVERSITY OF UTAH	A138608	344,200	
93.837	CARDIOVASCULAR DISEASES RESEARCH		PASS-THROUGH	UNIVERSITY OF UTAH	A140650	10,735	
93.837	CARDIOVASCULAR DISEASES RESEARCH		PASS-THROUGH	UNIVERSITY OF VIRGINIA	A143154	11,332	
93.837	CARDIOVASCULAR DISEASES RESEARCH		PASS-THROUGH	UNIVERSITY OF VIRGINIA	AWD-002157.GR100350	4,662	
93.837	CARDIOVASCULAR DISEASES RESEARCH		PASS-THROUGH	UNIVERSITY OF VIRGINIA	GR100350.SUB000000021	82,013	
93.837	CARDIOVASCULAR DISEASES RESEARCH		PASS-THROUGH	UNIVERSITY OF VIRGINIA	GR101800.SUB000000701	14,871	
					Sub GB10392 153894		
93.837	CARDIOVASCULAR DISEASES RESEARCH		PASS-THROUGH	UNIVERSITY OF VIRGINIA	(HL136098)	(684)	
93.837	CARDIOVASCULAR DISEASES RESEARCH		PASS-THROUGH	UNIVERSITY OF WASHINGTON	A140798	68,604	
93.837	CARDIOVASCULAR DISEASES RESEARCH		PASS-THROUGH	UNIVERSITY OF WISCONSIN-MADISON	0000000669	248,708	
93.837	CARDIOVASCULAR DISEASES RESEARCH		PASS-THROUGH	UNIVERSITY OF WISCONSIN-MADISON	0000003159 / R01HL170521	135,662	
93.837	CARDIOVASCULAR DISEASES RESEARCH		PASS-THROUGH	UNIVERSITY OF WISCONSIN-MADISON	0000003499	21,215	
93.837	CARDIOVASCULAR DISEASES RESEARCH		PASS-THROUGH	VALVENTION, INC	224122	72,817	
93.837	CARDIOVASCULAR DISEASES RESEARCH		PASS-THROUGH	VANDERBILT UNIVERSITY MEDICAL CENTER	A139711	503,730	
93.837	CARDIOVASCULAR DISEASES RESEARCH		PASS-THROUGH	VANDERBILT UNIVERSITY MEDICAL CENTER	sub VUMC 80057 (HL149948)	82,970	
93.837	CARDIOVASCULAR DISEASES RESEARCH		PASS-THROUGH	VENA VITALS, INC.	VV-221779	61,349	
93.837	CARDIOVASCULAR DISEASES RESEARCH		PASS-THROUGH	VENA VITALS, INC.	VV-226316	4,681	
					VPA VALLON		
93.837	CARDIOVASCULAR DISEASES RESEARCH		PASS-THROUGH	VETERANS MEDICAL RESEARCH FOUNDATION OF SAN DIEGO	322798(HL142814)	(1,580)	
93.837	CARDIOVASCULAR DISEASES RESEARCH		PASS-THROUGH	VETERANS MEDICAL RESEARCH FOUNDATION OF SAN DIEGO	VPA Wettersten 328370	6,711	
93.837	CARDIOVASCULAR DISEASES RESEARCH		PASS-THROUGH	WASHINGTON UNIVERSITY IN ST. LOUIS	WU-23-0391	151,897	
93.837	CARDIOVASCULAR DISEASES RESEARCH		PASS-THROUGH	WASHINGTON UNIVERSITY IN ST. LOUIS	WU-23-0448	70,448	
93.837	CARDIOVASCULAR DISEASES RESEARCH		PASS-THROUGH	WORCESTER POLYTECHNIC INSTITUTE	A140611	55,250	
93.837	CARDIOVASCULAR DISEASES RESEARCH		PASS-THROUGH	YALE UNIVERSITY	A131496	17,811	
93.837	CARDIOVASCULAR DISEASES RESEARCH		PASS-THROUGH	YALE UNIVERSITY	CON-80004658	212,533	
93.837	CARDIOVASCULAR DISEASES RESEARCH		PASS-THROUGH	YALE UNIVERSITY	CON-80005042	8,382	
93.837	CARDIOVASCULAR DISEASES RESEARCH		PASS-THROUGH	YALE UNIVERSITY	GK000124	1,214	
93.838	LUNG DISEASES RESEARCH		DIRECT	DEPARTMENT OF HEALTH AND HUMAN SERVICES (HHS)		64,403,660	13,809,664
93.838	LUNG DISEASES RESEARCH		PASS-THROUGH	ALPHA-1 FOUNDATION, INC.	20231761	11,114	
93.838	LUNG DISEASES RESEARCH		PASS-THROUGH	ANN & ROBERT H. LURIE CHILDREN'S HOSPITAL OF CHICAGO	A23-0051-S006 UCD	50,162	
93.838	LUNG DISEASES RESEARCH		PASS-THROUGH	ARKANSAS CHILDREN'S HOSPITAL RESEARCH INSTITUTE	A138479	19,820	
93.838	LUNG DISEASES RESEARCH		PASS-THROUGH	BETH ISRAEL DEACONESS MEDICAL CENTER	A143099	25,107	
93.838	LUNG DISEASES RESEARCH		PASS-THROUGH	BOSTON UNIVERSITY	4500003790	275,354	21,041
93.838	LUNG DISEASES RESEARCH		PASS-THROUGH	BOSTON UNIVERSITY	4500004948:002	30,937	
93.838	LUNG DISEASES RESEARCH		PASS-THROUGH	BRIGHAM AND WOMEN'S HOSPITAL	125948	562	
93.838	LUNG DISEASES RESEARCH		PASS-THROUGH	BRIGHAM AND WOMEN'S HOSPITAL	20201646	50,602	
					118660 (Sub)(5R01HL139634-		
93.838	LUNG DISEASES RESEARCH		PASS-THROUGH	BRIGHAM AND WOMEN'S HOSPITAL	04)	7,419	
93.838	LUNG DISEASES RESEARCH		PASS-THROUGH	BRIGHAM AND WOMEN'S HOSPITAL	A135436	440,452	
93.838	LUNG DISEASES RESEARCH		PASS-THROUGH	BRIGHAM AND WOMEN'S HOSPITAL	A141704	433,094	
93.838	LUNG DISEASES RESEARCH		PASS-THROUGH	CEDARS-SINAI MEDICAL CENTER	2122243:4	(3,090)	
93.838	LUNG DISEASES RESEARCH		PASS-THROUGH	CEDARS-SINAI MEDICAL CENTER	2122257:5	3,965	

University of California
Schedule of Expenditures of Federal Awards

For the Fiscal Year Ended June 30, 2024
(Expressed in Whole Dollars)

Assistance Listing Number	Federal Program Title	Additional Award Identification	Direct / Pass Through	Agency or Pass Through Entity	Pass Through No. or Other Identifier	Federal Expenditures	Funds Passed Through to Subrecipients
93.838	LUNG DISEASES RESEARCH		PASS-THROUGH	CHAPMAN UNIVERSITY	500924-UCI	79,903	
93.838	LUNG DISEASES RESEARCH		PASS-THROUGH	CHILDREN'S HOSPITAL LOS ANGELES	000013002-A:3	117,824	
93.838	LUNG DISEASES RESEARCH		PASS-THROUGH	CHILDREN'S HOSPITAL MEDICAL CENTER	A138615	47,604	
93.838	LUNG DISEASES RESEARCH		PASS-THROUGH	CHILDREN'S HOSPITAL MEDICAL CENTER	A141208	18,428	
93.838	LUNG DISEASES RESEARCH		PASS-THROUGH	CHILDREN'S HOSPITAL OF PHILADELPHIA	3200930824/ PO# 2055	3,978	
93.838	LUNG DISEASES RESEARCH		PASS-THROUGH	CINCINNATI CHILDREN'S HOSPITAL MEDICAL CENTER	311013	130,295	
93.838	LUNG DISEASES RESEARCH		PASS-THROUGH	COLUMBIA UNIVERSITY	9(GG015835-04):5	39,476	
93.838	LUNG DISEASES RESEARCH		PASS-THROUGH	COLUMBIA UNIVERSITY	A138763	108,395	
93.838	LUNG DISEASES RESEARCH		PASS-THROUGH	COLUMBIA UNIVERSITY	GG017929-04	85,444	
93.838	LUNG DISEASES RESEARCH		PASS-THROUGH	COLUMBIA UNIVERSITY IRVING MEDICAL CENTER	A134332	56,098	
93.838	LUNG DISEASES RESEARCH		PASS-THROUGH	COLUMBIA UNIVERSITY IRVING MEDICAL CENTER	A141209	75,772	
93.838	LUNG DISEASES RESEARCH		PASS-THROUGH	CORNELL UNIVERSITY	222474-14:4	178,349	
93.838	LUNG DISEASES RESEARCH		PASS-THROUGH	CORNELL UNIVERSITY	227897-8:2	17,197	
93.838	LUNG DISEASES RESEARCH		PASS-THROUGH	CORNELL UNIVERSITY	232125-4:1	89,201	
93.838	LUNG DISEASES RESEARCH		PASS-THROUGH	CORNELL UNIVERSITY	A136430	35,399	
93.838	LUNG DISEASES RESEARCH		PASS-THROUGH	CORNELL UNIVERSITY	A139309	69,023	
93.838	LUNG DISEASES RESEARCH		PASS-THROUGH	CORNELL UNIVERSITY	Sub 210581-5 (HL154944)	(2,250)	
93.838	LUNG DISEASES RESEARCH		PASS-THROUGH	DUKE UNIVERSITY	303003306	42,183	
93.838	LUNG DISEASES RESEARCH		PASS-THROUGH	DUKE UNIVERSITY	A143732	25,091	
93.838	LUNG DISEASES RESEARCH		PASS-THROUGH	FLORIDA INTERNATIONAL UNIVERSITY	A139340	507,031	
93.838	LUNG DISEASES RESEARCH		PASS-THROUGH	FLORIDA INTERNATIONAL UNIVERSITY	A139342	391,539	
93.838	LUNG DISEASES RESEARCH		PASS-THROUGH	FLORIDA INTERNATIONAL UNIVERSITY	SUB 000581 (HL146369)	117,692	
93.838	LUNG DISEASES RESEARCH		PASS-THROUGH	HENRY FORD HEALTH SYSTEM	A133115	(2,229)	
					SUB 0255-2931-4609		
93.838	LUNG DISEASES RESEARCH		PASS-THROUGH	ICAHN SCHOOL OF MEDICINE AT MOUNT SINAI	(HL137219)	23,605	
93.838	LUNG DISEASES RESEARCH		PASS-THROUGH	INSTITUTE FOR SYSTEMS BIOLOGY	A142323	113,461	
93.838	LUNG DISEASES RESEARCH		PASS-THROUGH	JOHNS HOPKINS UNIVERSITY	A142199	47,340	
93.838	LUNG DISEASES RESEARCH		PASS-THROUGH	LOYOLA UNIVERSITY OF CHICAGO	A142090	14,128	
				LUNDQUIST INSTITUTE FOR BIOMEDICAL INNOVATION AT			
93.838	LUNG DISEASES RESEARCH		PASS-THROUGH	HARBOR-UCLA	VR-31878-04/PO# 2400	149,417	
93.838	LUNG DISEASES RESEARCH		PASS-THROUGH	MEDICAL COLLEGE OF WISCONSIN	MCW-5608298	(10,700)	
93.838	LUNG DISEASES RESEARCH		PASS-THROUGH	NATIONAL JEWISH HEALTH	20133005_UCI	2,947	
93.838	LUNG DISEASES RESEARCH		PASS-THROUGH	NATIONAL JEWISH HEALTH	A131530	(284)	
93.838	LUNG DISEASES RESEARCH		PASS-THROUGH	NATIONAL JEWISH MEDICAL AND RESEARCH CENTER	20125602 UCDvis Sub	480	
93.838	LUNG DISEASES RESEARCH		PASS-THROUGH	NEUIMMUNE BIOLOGICS, INC.	Sub PO 1004 (HL164260)	71,170	
93.838	LUNG DISEASES RESEARCH		PASS-THROUGH	NEW YORK UNIVERSITY	0T2HL156812	69,958	
93.838	LUNG DISEASES RESEARCH		PASS-THROUGH	NEW YORK UNIVERSITY	A138439	3,486,984	
93.838	LUNG DISEASES RESEARCH		PASS-THROUGH	NEW YORK UNIVERSITY	A139750	7,729	
93.838	LUNG DISEASES RESEARCH		PASS-THROUGH	NYU LANGONE HEALTH SYSTEM	A136563	83,118	
93.838	LUNG DISEASES RESEARCH		PASS-THROUGH	NYU LANGONE HEALTH SYSTEM	A138753	1,877,579	
93.838	LUNG DISEASES RESEARCH		PASS-THROUGH	OHIO STATE UNIVERSITY	GR121522	12,359	
93.838	LUNG DISEASES RESEARCH		PASS-THROUGH	OHIO STATE UNIVERSITY	SPC-1000012799 GR132830	9,526	
93.838	LUNG DISEASES RESEARCH		PASS-THROUGH	REJUVENATION TECHNOLOGIES INC.	A141523	22,595	
93.838	LUNG DISEASES RESEARCH		PASS-THROUGH	RESPIRA LABS, INC.	A135704	(12,471)	
93.838	LUNG DISEASES RESEARCH		PASS-THROUGH	STANFORD UNIVERSITY	A134439	65,988	
93.838	LUNG DISEASES RESEARCH		PASS-THROUGH	STANFORD UNIVERSITY	A137320	40,763	
93.838	LUNG DISEASES RESEARCH		PASS-THROUGH	THE GENERAL HOSPITAL CORPORATION	A134296	4,857	
93.838	LUNG DISEASES RESEARCH		PASS-THROUGH	THE GENERAL HOSPITAL CORPORATION	A135734	89,790	
93.838	LUNG DISEASES RESEARCH		PASS-THROUGH	THE GENERAL HOSPITAL CORPORATION	A136244	126,100	
93.838	LUNG DISEASES RESEARCH		PASS-THROUGH	THE GENERAL HOSPITAL CORPORATION	A137304	(7,292)	
93.838	LUNG DISEASES RESEARCH		PASS-THROUGH	THE GENERAL HOSPITAL CORPORATION	A138360	(31,245)	
93.838	LUNG DISEASES RESEARCH		PASS-THROUGH	THE GENERAL HOSPITAL CORPORATION	A138391	46,771	
93.838	LUNG DISEASES RESEARCH		PASS-THROUGH	THE GENERAL HOSPITAL CORPORATION	A138623	182,402	78,430

University of California
Schedule of Expenditures of Federal Awards

For the Fiscal Year Ended June 30, 2024
(Expressed in Whole Dollars)

Assistance Listing Number	Federal Program Title	Additional Award Identification	Direct / Pass Through	Agency or Pass Through Entity	Pass Through No. or Other Identifier	Federal Expenditures	Funds Passed Through to Subrecipients
93.838	LUNG DISEASES RESEARCH		PASS-THROUGH	THE GENERAL HOSPITAL CORPORATION	A140215	(2,012)	
93.838	LUNG DISEASES RESEARCH		PASS-THROUGH	THE GENERAL HOSPITAL CORPORATION	A140797	197,930	19,395
93.838	LUNG DISEASES RESEARCH		PASS-THROUGH	THE GENERAL HOSPITAL CORPORATION	A141999	85,958	
93.838	LUNG DISEASES RESEARCH		PASS-THROUGH	UNIVERSITY OF ARIZONA	682081	11,867	
93.838	LUNG DISEASES RESEARCH		PASS-THROUGH	UNIVERSITY OF ARIZONA	A141489	43,586	
93.838	LUNG DISEASES RESEARCH		PASS-THROUGH	UNIVERSITY OF ARIZONA	A141491	79,848	
93.838	LUNG DISEASES RESEARCH		PASS-THROUGH	UNIVERSITY OF COLORADO ANSCHUTZ MEDICAL CAMPUS	A140298	14,517	
93.838	LUNG DISEASES RESEARCH		PASS-THROUGH	UNIVERSITY OF COLORADO DENVER	A136334	204,804	
93.838	LUNG DISEASES RESEARCH		PASS-THROUGH	UNIVERSITY OF COLORADO DENVER	A142580	63,791	
93.838	LUNG DISEASES RESEARCH		PASS-THROUGH	UNIVERSITY OF COLORADO SYSTEM	FY22.576.001:FY24.57	30,094	
93.838	LUNG DISEASES RESEARCH		PASS-THROUGH	UNIVERSITY OF MICHIGAN	A135243	18,659	
93.838	LUNG DISEASES RESEARCH		PASS-THROUGH	UNIVERSITY OF MICHIGAN	A143538	5,229	
93.838	LUNG DISEASES RESEARCH		PASS-THROUGH	UNIVERSITY OF MICHIGAN	SUBK00013048	34,168	
93.838	LUNG DISEASES RESEARCH		PASS-THROUGH	UNIVERSITY OF MINNESOTA	A005956202	144,313	
93.838	LUNG DISEASES RESEARCH		PASS-THROUGH	UNIVERSITY OF NORTH CAROLINA AT CHAPEL HILL	5125333:5	83,111	
93.838	LUNG DISEASES RESEARCH		PASS-THROUGH	UNIVERSITY OF NORTH CAROLINA AT CHAPEL HILL	A133075	59,995	
93.838	LUNG DISEASES RESEARCH		PASS-THROUGH	UNIVERSITY OF NORTH CAROLINA AT CHAPEL HILL	A134508	161,236	
93.838	LUNG DISEASES RESEARCH		PASS-THROUGH	UNIVERSITY OF NORTH CAROLINA SYSTEM	A132423	30,264	
93.838	LUNG DISEASES RESEARCH		PASS-THROUGH	UNIVERSITY OF PENNSYLVANIA	583172	31,121	
93.838	LUNG DISEASES RESEARCH		PASS-THROUGH	UNIVERSITY OF PENNSYLVANIA	A134055	99,712	
93.838	LUNG DISEASES RESEARCH		PASS-THROUGH	UNIVERSITY OF PENNSYLVANIA	A140696	35,329	
93.838	LUNG DISEASES RESEARCH		PASS-THROUGH	UNIVERSITY OF PENNSYLVANIA	A141275	129,365	
93.838	LUNG DISEASES RESEARCH		PASS-THROUGH	UNIVERSITY OF PITTSBURGH	AWD00000570 (415418-1)	20,656	
93.838	LUNG DISEASES RESEARCH		PASS-THROUGH	UNIVERSITY OF WISCONSIN-MADISON	0000001323:3	33,452	
93.838	LUNG DISEASES RESEARCH		PASS-THROUGH	VANDERBILT UNIVERSITY MEDICAL CENTER	A141947	81,272	
93.838	LUNG DISEASES RESEARCH		PASS-THROUGH	WASHINGTON UNIVERSITY IN ST. LOUIS	A135197	125,364	
93.838	LUNG DISEASES RESEARCH		PASS-THROUGH	WAYNE STATE UNIVERSITY	WSU22078/WSU23082	80,001	
93.838	LUNG DISEASES RESEARCH		PASS-THROUGH	WAYNE STATE UNIVERSITY	WSU22144	1,619	
93.838	LUNG DISEASES RESEARCH		PASS-THROUGH	WEILL MEDICAL COLLEGE OF CORNELL UNIVERSITY	A141653	537,947	
93.839	BLOOD DISEASES AND RESOURCES RESEARCH		DIRECT	DEPARTMENT OF HEALTH AND HUMAN SERVICES (HHS)		12,646,077	1,439,565
93.839	BLOOD DISEASES AND RESOURCES RESEARCH		PASS-THROUGH	ANN & ROBERT H. LURIE CHILDREN'S HOSPITAL OF CHICAGO	901516-UCI	16,320	
93.839	BLOOD DISEASES AND RESOURCES RESEARCH		PASS-THROUGH	CHILDREN'S HOSPITAL OF PHILADELPHIA	A143463	5,726	
93.839	BLOOD DISEASES AND RESOURCES RESEARCH		PASS-THROUGH	CHILDREN'S HOSPITAL OF PHILADELPHIA	PO# 20513404 / Activ	3,860	
93.839	BLOOD DISEASES AND RESOURCES RESEARCH		PASS-THROUGH	CITY OF HOPE	65395.2012522.669301 Sub CCF22367423	63,477	
93.839	BLOOD DISEASES AND RESOURCES RESEARCH		PASS-THROUGH	CLEVELAND CLINIC LERNER COLLEGE OF MEDICINE	(HL140097)	9,889	
93.839	BLOOD DISEASES AND RESOURCES RESEARCH		PASS-THROUGH	EMORY UNIVERSITY	A135225	(4,668)	
93.839	BLOOD DISEASES AND RESOURCES RESEARCH		PASS-THROUGH	EMORY UNIVERSITY	A143244 Sub R44HL149579	9,776	
93.839	BLOOD DISEASES AND RESOURCES RESEARCH		PASS-THROUGH	HEMANEXT INC.	(HL149579)	138,667	
93.839	BLOOD DISEASES AND RESOURCES RESEARCH		PASS-THROUGH	ICAHN SCHOOL OF MEDICINE AT MOUNT SINAI	A142502	77,552	
93.839	BLOOD DISEASES AND RESOURCES RESEARCH		PASS-THROUGH	MEDICAL COLLEGE OF WISCONSIN	A139787	18,569	
93.839	BLOOD DISEASES AND RESOURCES RESEARCH		PASS-THROUGH	MEDICAL COLLEGE OF WISCONSIN	A141613	21,861	
93.839	BLOOD DISEASES AND RESOURCES RESEARCH		PASS-THROUGH	NATIONAL MARROW DONOR PROGRAM	A133138	(56,268)	
93.839	BLOOD DISEASES AND RESOURCES RESEARCH		PASS-THROUGH	NYU LANGONE HEALTH SYSTEM	Sub 21-A2-00-1004666	38,665	
93.839	BLOOD DISEASES AND RESOURCES RESEARCH		PASS-THROUGH	OHIO STATE UNIVERSITY	A130514	14,154	
93.839	BLOOD DISEASES AND RESOURCES RESEARCH		PASS-THROUGH	OHIO STATE UNIVERSITY	GR124199(SPC-1000005204)	40,587	
93.839	BLOOD DISEASES AND RESOURCES RESEARCH		PASS-THROUGH	PHOENICIA BIOSCIENCES, INC.	A137951	51,843	
93.839	BLOOD DISEASES AND RESOURCES RESEARCH		PASS-THROUGH	RESEARCH TRIANGLE INSTITUTE	A137248	113,952	
93.839	BLOOD DISEASES AND RESOURCES RESEARCH		PASS-THROUGH	SANFORD BURNHAM PREBYS MEDICAL DISCOVERY INSTITUTE	70225-13425-UCSD (HL131474)	147,452	

University of California
Schedule of Expenditures of Federal Awards

For the Fiscal Year Ended June 30, 2024
(Expressed in Whole Dollars)

Assistance Listing Number	Federal Program Title	Additional Award Identification	Direct / Pass Through	Agency or Pass Through Entity	Pass Through No. or Other Identifier	Federal Expenditures	Funds Passed Through to Subrecipients
93.839	BLOOD DISEASES AND RESOURCES RESEARCH		PASS-THROUGH	SANFORD BURNHAM PREBYS MEDICAL DISCOVERY INSTITUTE	70225-13429-UCSB 70225-13430-UCSD	358,251	
93.839	BLOOD DISEASES AND RESOURCES RESEARCH		PASS-THROUGH	SANFORD BURNHAM PREBYS MEDICAL DISCOVERY INSTITUTE	(HL131474) (5-54618)1 P01 HL152958-	583,686	
93.839	BLOOD DISEASES AND RESOURCES RESEARCH		PASS-THROUGH	SCRIPPS HEALTH	01A1	756,956	
93.839	BLOOD DISEASES AND RESOURCES RESEARCH		PASS-THROUGH	THE CHILDREN'S HOSPITAL CORPORATION	GENFD0002112405:2	(1,252)	
93.839	BLOOD DISEASES AND RESOURCES RESEARCH		PASS-THROUGH	THE UNIVERSITY OF ALABAMA AT BIRMINGHAM	A134812	6,482	
93.839	BLOOD DISEASES AND RESOURCES RESEARCH		PASS-THROUGH	THE UNIVERSITY OF ALABAMA AT BIRMINGHAM	A141252	230,335	
93.839	BLOOD DISEASES AND RESOURCES RESEARCH		PASS-THROUGH	UNIVERSITY OF IOWA	S00823-06	50,314	
93.839	BLOOD DISEASES AND RESOURCES RESEARCH		PASS-THROUGH	UNIVERSITY OF MARYLAND SCHOOL OF MEDICINE	A141921	499	
93.839	BLOOD DISEASES AND RESOURCES RESEARCH		PASS-THROUGH	UNIVERSITY OF MARYLAND, BALTIMORE	A141675	53,687	
93.839	BLOOD DISEASES AND RESOURCES RESEARCH		PASS-THROUGH	UNIVERSITY OF NORTH CAROLINA AT CHAPEL HILL	5128110	159,680	
93.839	BLOOD DISEASES AND RESOURCES RESEARCH		PASS-THROUGH	UNIVERSITY OF PENNSYLVANIA	A136229	160,834	
93.839	BLOOD DISEASES AND RESOURCES RESEARCH		PASS-THROUGH	UNIVERSITY OF PITTSBURGH	A135241	1	
93.839	BLOOD DISEASES AND RESOURCES RESEARCH		PASS-THROUGH	UNIVERSITY OF PITTSBURGH	A143096	65,162	
93.839	BLOOD DISEASES AND RESOURCES RESEARCH		PASS-THROUGH	VETERANS MEDICAL RESEARCH FOUNDATION OF SAN DIEGO	VPA 1x 328501 (HL169633) VPA PARMER 323779	14,388	
93.839	BLOOD DISEASES AND RESOURCES RESEARCH		PASS-THROUGH	VETERANS MEDICAL RESEARCH FOUNDATION OF SAN DIEGO	098290001	3,350	
93.839	BLOOD DISEASES AND RESOURCES RESEARCH		PASS-THROUGH	WASHINGTON UNIVERSITY IN ST. LOUIS	A133172	16,302	
93.839	BLOOD DISEASES AND RESOURCES RESEARCH		PASS-THROUGH	YALE UNIVERSITY	A141571	30	
93.840	TRANSLATION AND IMPLEMENTATION SCIENCE RESEARCH FOR HEART, LUNG, BLOOD DISEASES, AND SLEEP DISORDERS		DIRECT	DEPARTMENT OF HEALTH AND HUMAN SERVICES (HHS)		2,566,963	604,399
93.840	TRANSLATION AND IMPLEMENTATION SCIENCE RESEARCH FOR HEART, LUNG, BLOOD DISEASES, AND SLEEP DISORDERS		PASS-THROUGH	BRIGHAM AND WOMEN'S HOSPITAL	Sub 127675 (HL164824)	166,758	
93.840	TRANSLATION AND IMPLEMENTATION SCIENCE RESEARCH FOR HEART, LUNG, BLOOD DISEASES, AND SLEEP DISORDERS		PASS-THROUGH	CEDARS-SINAI MEDICAL CENTER	Sub 0001978404 (HL153500)	77,600	
93.840	TRANSLATION AND IMPLEMENTATION SCIENCE RESEARCH FOR HEART, LUNG, BLOOD DISEASES, AND SLEEP DISORDERS		PASS-THROUGH	CYTONUS THERAPEUTICS, INC.	Sub 30038395 (HL156665)	7,930	
93.840	TRANSLATION AND IMPLEMENTATION SCIENCE RESEARCH FOR HEART, LUNG, BLOOD DISEASES, AND SLEEP DISORDERS		PASS-THROUGH	NATIONAL MARROW DONOR PROGRAM	A138191	3,444	
93.840	TRANSLATION AND IMPLEMENTATION SCIENCE RESEARCH FOR HEART, LUNG, BLOOD DISEASES, AND SLEEP DISORDERS		PASS-THROUGH	NYU LANGONE HEALTH SYSTEM	A138389	634,726	
93.840	TRANSLATION AND IMPLEMENTATION SCIENCE RESEARCH FOR HEART, LUNG, BLOOD DISEASES, AND SLEEP DISORDERS		PASS-THROUGH	RESEARCH TRIANGLE INSTITUTE	A136876 D10721-	5,283	
93.840	TRANSLATION AND IMPLEMENTATION SCIENCE RESEARCH FOR HEART, LUNG, BLOOD DISEASES, AND SLEEP DISORDERS		PASS-THROUGH	SAN DIEGO STATE UNIVERSITY	03SA996A05A708B780 Sub D8586-02 SA935 A0	19,912	
93.840	TRANSLATION AND IMPLEMENTATION SCIENCE RESEARCH FOR HEART, LUNG, BLOOD DISEASES, AND SLEEP DISORDERS		PASS-THROUGH	SAN DIEGO STATE UNIVERSITY	5A708	34,733	
93.840	TRANSLATION AND IMPLEMENTATION SCIENCE RESEARCH FOR HEART, LUNG, BLOOD DISEASES, AND SLEEP DISORDERS		PASS-THROUGH	SANFORD BURNHAM PREBYS MEDICAL DISCOVERY INSTITUTE	70225-13725-UCSD (HL131474)	73,166	
93.840	TRANSLATION AND IMPLEMENTATION SCIENCE RESEARCH FOR HEART, LUNG, BLOOD DISEASES, AND SLEEP DISORDERS		PASS-THROUGH	UNIVERSITY OF IOWA	Sub S03732-01 (HL139828)	4,588	
93.840	TRANSLATION AND IMPLEMENTATION SCIENCE RESEARCH FOR HEART, LUNG, BLOOD DISEASES, AND SLEEP DISORDERS		PASS-THROUGH	UNIVERSITY OF MARYLAND, COLLEGE PARK	20471 (HL162120)	140,575	
93.840	TRANSLATION AND IMPLEMENTATION SCIENCE RESEARCH FOR HEART, LUNG, BLOOD DISEASES, AND SLEEP DISORDERS		PASS-THROUGH	UNIVERSITY OF ROCHESTER	SUB00000431/GR532985	498,256	
93.840	TRANSLATION AND IMPLEMENTATION SCIENCE RESEARCH FOR HEART, LUNG, BLOOD DISEASES, AND SLEEP DISORDERS		PASS-THROUGH	YALE UNIVERSITY	A135234	116,839	
93.846	ARTHRITIS, MUSCULOSKELETAL AND SKIN DISEASES RESEARCH		DIRECT	DEPARTMENT OF HEALTH AND HUMAN SERVICES (HHS)		61,055,439	4,399,540
93.846	ARTHRITIS, MUSCULOSKELETAL AND SKIN DISEASES RESEARCH		PASS-THROUGH	ALLANDER BIOTECHNOLOGIES, INC.	A22-3688	9,651	
93.846	ARTHRITIS, MUSCULOSKELETAL AND SKIN DISEASES RESEARCH		PASS-THROUGH	BAYLOR COLLEGE OF MEDICINE	7000000768:2	141,159	
93.846	ARTHRITIS, MUSCULOSKELETAL AND SKIN DISEASES RESEARCH		PASS-THROUGH	BAYLOR COLLEGE OF MEDICINE	P700000112:8	104,109	

University of California
Schedule of Expenditures of Federal Awards

For the Fiscal Year Ended June 30, 2024
(Expressed in Whole Dollars)

Assistance Listing Number	Federal Program Title	Additional Award Identification	Direct / Pass Through	Agency or Pass Through Entity	Pass Through No. or Other Identifier	Federal Expenditures	Funds Passed Through to Subrecipients
93.846	ARTHRITIS, MUSCULOSKELETAL AND SKIN DISEASES RESEARCH		PASS-THROUGH	BOSTON UNIVERSITY	A129307	(818)	
93.846	ARTHRITIS, MUSCULOSKELETAL AND SKIN DISEASES RESEARCH		PASS-THROUGH	BROWN UNIVERSITY	00002281	90,714	
93.846	ARTHRITIS, MUSCULOSKELETAL AND SKIN DISEASES RESEARCH		PASS-THROUGH	CASE WESTERN RESERVE UNIVERSITY	Sub RES515415 (DK094157) Sub RGF011685-B (DK110793)	2,203	
93.846	ARTHRITIS, MUSCULOSKELETAL AND SKIN DISEASES RESEARCH		PASS-THROUGH	CHILDREN'S HOSPITAL LOS ANGELES		13,039	
93.846	ARTHRITIS, MUSCULOSKELETAL AND SKIN DISEASES RESEARCH		PASS-THROUGH	CHILDREN'S MERCY HOSPITAL, THE	Sub 18-0019-CR (DK066143)	1,640	
93.846	ARTHRITIS, MUSCULOSKELETAL AND SKIN DISEASES RESEARCH		PASS-THROUGH	CLEVELAND CLINIC LERNER COLLEGE OF MEDICINE	A137722	26,982	
93.846	ARTHRITIS, MUSCULOSKELETAL AND SKIN DISEASES RESEARCH		PASS-THROUGH	COLUMBIA UNIVERSITY	SUB 2 GG015235-01(DK061734)	115	
93.846	ARTHRITIS, MUSCULOSKELETAL AND SKIN DISEASES RESEARCH		PASS-THROUGH	EMORY UNIVERSITY	A139859	283,308	
93.846	ARTHRITIS, MUSCULOSKELETAL AND SKIN DISEASES RESEARCH		PASS-THROUGH	EPIGEN BIOSCIENCES, INC.	SUB 20180686(NONE)	(346,364)	
93.846	ARTHRITIS, MUSCULOSKELETAL AND SKIN DISEASES RESEARCH		PASS-THROUGH	GEORGE WASHINGTON UNIVERSITY	Sub 20-M14 (AR075304)	1,090	
93.846	ARTHRITIS, MUSCULOSKELETAL AND SKIN DISEASES RESEARCH		PASS-THROUGH	GEORGE WASHINGTON UNIVERSITY	Sub 22-M46	240,732	
93.846	ARTHRITIS, MUSCULOSKELETAL AND SKIN DISEASES RESEARCH		PASS-THROUGH	HEBREW SENIORLIFE INC.	A134066	10,908	
93.846	ARTHRITIS, MUSCULOSKELETAL AND SKIN DISEASES RESEARCH		PASS-THROUGH	HOLOBIOME, INC.	Sub R44DK120181	12,872	
93.846	ARTHRITIS, MUSCULOSKELETAL AND SKIN DISEASES RESEARCH		PASS-THROUGH	INDIANA UNIVERSITY	Sub 8426-UCSD (DK121378)	66,826	
93.846	ARTHRITIS, MUSCULOSKELETAL AND SKIN DISEASES RESEARCH		PASS-THROUGH	JOHNS HOPKINS UNIVERSITY	2005449817	33,026	
93.846	ARTHRITIS, MUSCULOSKELETAL AND SKIN DISEASES RESEARCH		PASS-THROUGH	JOHNS HOPKINS UNIVERSITY	2005980454:1 Sub 2004638863 (UG3AR07736)	61,678	
93.846	ARTHRITIS, MUSCULOSKELETAL AND SKIN DISEASES RESEARCH		PASS-THROUGH	JOHNS HOPKINS UNIVERSITY	Sub 206882 (DK106898)	15,734	
93.846	ARTHRITIS, MUSCULOSKELETAL AND SKIN DISEASES RESEARCH		PASS-THROUGH	LOYOLA UNIVERSITY OF CHICAGO	Sub 2420012-05003A (DK105541)	60,869	
93.846	ARTHRITIS, MUSCULOSKELETAL AND SKIN DISEASES RESEARCH		PASS-THROUGH	LUDWIG INSTITUTE FOR CANCER RESEARCH	20212543	(11,162)	
93.846	ARTHRITIS, MUSCULOSKELETAL AND SKIN DISEASES RESEARCH		PASS-THROUGH	MASS GENERAL BRIGHAM INCORPORATED	A20-0247-S001:6 sub 710-7147150	31,369	
93.846	ARTHRITIS, MUSCULOSKELETAL AND SKIN DISEASES RESEARCH		PASS-THROUGH	MEDICAL UNIVERSITY OF SOUTH CAROLINA	(DK117857)	42,811	
93.846	ARTHRITIS, MUSCULOSKELETAL AND SKIN DISEASES RESEARCH		PASS-THROUGH	MIRIAM HOSPITAL, THE	A134059	(68)	
93.846	ARTHRITIS, MUSCULOSKELETAL AND SKIN DISEASES RESEARCH		PASS-THROUGH	NEW YORK UNIVERSITY	Sub 60046311 UCSD (DK092217)	431,988	
93.846	ARTHRITIS, MUSCULOSKELETAL AND SKIN DISEASES RESEARCH		PASS-THROUGH	NORTHWESTERN UNIVERSITY	Sub 60050287 UCSD (DK117824)	(2,819)	
93.846	ARTHRITIS, MUSCULOSKELETAL AND SKIN DISEASES RESEARCH		PASS-THROUGH	NORTHWESTERN UNIVERSITY	22-A0-00-1006837	(7,015)	
93.846	ARTHRITIS, MUSCULOSKELETAL AND SKIN DISEASES RESEARCH		PASS-THROUGH	NYU LANGONE HEALTH SYSTEM	Sub 20182413 (DK115242)	75,933	
93.846	ARTHRITIS, MUSCULOSKELETAL AND SKIN DISEASES RESEARCH		PASS-THROUGH	ORGANOVO, INC.	S003088-DHHS	2,741	
93.846	ARTHRITIS, MUSCULOSKELETAL AND SKIN DISEASES RESEARCH		PASS-THROUGH	PENNSYLVANIA STATE UNIVERSITY	12129SUB	158,885	
93.846	ARTHRITIS, MUSCULOSKELETAL AND SKIN DISEASES RESEARCH		PASS-THROUGH	SEATTLE CHILDREN'S HOSPITAL	A134569	47,188	
93.846	ARTHRITIS, MUSCULOSKELETAL AND SKIN DISEASES RESEARCH		PASS-THROUGH	STANFORD UNIVERSITY	A138475	66,249	
93.846	ARTHRITIS, MUSCULOSKELETAL AND SKIN DISEASES RESEARCH		PASS-THROUGH	STEADMAN PHILIPPON RESEARCH INSTITUTE	A142811	153,486	
93.846	ARTHRITIS, MUSCULOSKELETAL AND SKIN DISEASES RESEARCH		PASS-THROUGH	STEADMAN PHILIPPON RESEARCH INSTITUTE	sub 000534502-SC001 (AR081646)	63,596	
93.846	ARTHRITIS, MUSCULOSKELETAL AND SKIN DISEASES RESEARCH		PASS-THROUGH	THE UNIVERSITY OF ALABAMA AT BIRMINGHAM	EP0199324	55,842	
93.846	ARTHRITIS, MUSCULOSKELETAL AND SKIN DISEASES RESEARCH		PASS-THROUGH	TUFTS UNIVERSITY	A129386	14,370	
93.846	ARTHRITIS, MUSCULOSKELETAL AND SKIN DISEASES RESEARCH		PASS-THROUGH	UNIVERSITY OF COLORADO DENVER	Sub 15.090.005 (AR067681)	247	
93.846	ARTHRITIS, MUSCULOSKELETAL AND SKIN DISEASES RESEARCH		PASS-THROUGH	UNIVERSITY OF COLORADO DENVER	SUB00003915	(39,358)	
93.846	ARTHRITIS, MUSCULOSKELETAL AND SKIN DISEASES RESEARCH		PASS-THROUGH	UNIVERSITY OF FLORIDA	SUB00003916	170,683	
93.846	ARTHRITIS, MUSCULOSKELETAL AND SKIN DISEASES RESEARCH		PASS-THROUGH	UNIVERSITY OF FLORIDA	UFDSP00012127	123,181	
93.846	ARTHRITIS, MUSCULOSKELETAL AND SKIN DISEASES RESEARCH		PASS-THROUGH	UNIVERSITY OF FLORIDA	SUB S00272-01(DK116624)	70,517	
93.846	ARTHRITIS, MUSCULOSKELETAL AND SKIN DISEASES RESEARCH		PASS-THROUGH	UNIVERSITY OF IOWA	SUBK00007880:5	557	
93.846	ARTHRITIS, MUSCULOSKELETAL AND SKIN DISEASES RESEARCH		PASS-THROUGH	UNIVERSITY OF MICHIGAN	SUBK00020067	17,917	
93.846	ARTHRITIS, MUSCULOSKELETAL AND SKIN DISEASES RESEARCH		PASS-THROUGH	UNIVERSITY OF MICHIGAN		26,678	

University of California
Schedule of Expenditures of Federal Awards

For the Fiscal Year Ended June 30, 2024
(Expressed in Whole Dollars)

Assistance Listing Number	Federal Program Title	Additional Award Identification	Direct / Pass Through	Agency or Pass Through Entity	Pass Through No. or Other Identifier	Federal Expenditures	Funds Passed Through to Subrecipients
93.846	ARTHRITIS, MUSCULOSKELETAL AND SKIN DISEASES RESEARCH		PASS-THROUGH	UNIVERSITY OF NORTH CAROLINA AT CHAPEL HILL	A138609	24,327	
93.846	ARTHRITIS, MUSCULOSKELETAL AND SKIN DISEASES RESEARCH		PASS-THROUGH	UNIVERSITY OF NORTH CAROLINA AT CHAPEL HILL	A139450	1,284,397	95,861
93.846	ARTHRITIS, MUSCULOSKELETAL AND SKIN DISEASES RESEARCH		PASS-THROUGH	UNIVERSITY OF NORTH CAROLINA AT CHAPEL HILL	A139467	262,845	
93.846	ARTHRITIS, MUSCULOSKELETAL AND SKIN DISEASES RESEARCH		PASS-THROUGH	UNIVERSITY OF NORTH CAROLINA AT CHAPEL HILL	Sub 5123439 (AR076730)	395,536	
93.846	ARTHRITIS, MUSCULOSKELETAL AND SKIN DISEASES RESEARCH		PASS-THROUGH	UNIVERSITY OF NORTH CAROLINA SYSTEM	A138257	317,427	55,813
93.846	ARTHRITIS, MUSCULOSKELETAL AND SKIN DISEASES RESEARCH		PASS-THROUGH	UNIVERSITY OF NORTH CAROLINA SYSTEM	A138357	26,943	
93.846	ARTHRITIS, MUSCULOSKELETAL AND SKIN DISEASES RESEARCH		PASS-THROUGH	UNIVERSITY OF NORTH CAROLINA SYSTEM	A140758	88,873	
93.846	ARTHRITIS, MUSCULOSKELETAL AND SKIN DISEASES RESEARCH		PASS-THROUGH	UNIVERSITY OF NORTH CAROLINA SYSTEM	A141420	165,009	
93.846	ARTHRITIS, MUSCULOSKELETAL AND SKIN DISEASES RESEARCH		PASS-THROUGH	UNIVERSITY OF PENNSYLVANIA	A138606	5,314	
93.846	ARTHRITIS, MUSCULOSKELETAL AND SKIN DISEASES RESEARCH		PASS-THROUGH	UNIVERSITY OF PITTSBURGH	A140104	261	
93.846	ARTHRITIS, MUSCULOSKELETAL AND SKIN DISEASES RESEARCH		PASS-THROUGH	UNIVERSITY OF ROCHESTER	A140231	84,810	
93.846	ARTHRITIS, MUSCULOSKELETAL AND SKIN DISEASES RESEARCH		PASS-THROUGH	UNIVERSITY OF ROCHESTER	SUB00000308 (AR081025)	75,289	
93.846	ARTHRITIS, MUSCULOSKELETAL AND SKIN DISEASES RESEARCH		PASS-THROUGH	UNIVERSITY OF ROCHESTER	SUB00000685/UR FAO: GR53403	33,688	
93.846	ARTHRITIS, MUSCULOSKELETAL AND SKIN DISEASES RESEARCH		PASS-THROUGH	UNIVERSITY OF ROCHESTER	SUB00000769 UR FAO GR534334	17,650	
93.846	ARTHRITIS, MUSCULOSKELETAL AND SKIN DISEASES RESEARCH		PASS-THROUGH	UNIVERSITY OF SOUTH FLORIDA	Sub 6143-1147-00A (DK110621)	704	
93.846	ARTHRITIS, MUSCULOSKELETAL AND SKIN DISEASES RESEARCH		PASS-THROUGH	UNIVERSITY OF WISCONSIN-MADISON	Sub 785K610(DK088925)	3,394	
93.846	ARTHRITIS, MUSCULOSKELETAL AND SKIN DISEASES RESEARCH		PASS-THROUGH	VETERANS MEDICAL RESEARCH FOUNDATION OF SAN DIEGO	VPA BRYAN 320632 (AR060772)	21,193	
93.846	ARTHRITIS, MUSCULOSKELETAL AND SKIN DISEASES RESEARCH		PASS-THROUGH	VETERANS MEDICAL RESEARCH FOUNDATION OF SAN DIEGO	VPA CHANG 322720(AR075825)	80,810	
93.846	ARTHRITIS, MUSCULOSKELETAL AND SKIN DISEASES RESEARCH		PASS-THROUGH	VETERANS MEDICAL RESEARCH FOUNDATION OF SAN DIEGO	VPA IX 323252(DK098234)	27,631	
93.846	ARTHRITIS, MUSCULOSKELETAL AND SKIN DISEASES RESEARCH		PASS-THROUGH	VETERANS MEDICAL RESEARCH FOUNDATION OF SAN DIEGO	VPA MA 322861(AR075825)	(539)	
93.846	ARTHRITIS, MUSCULOSKELETAL AND SKIN DISEASES RESEARCH		PASS-THROUGH	VETERANS MEDICAL RESEARCH FOUNDATION OF SAN DIEGO	VPA ONGKEKO 322747 098460001	(55)	
93.846	ARTHRITIS, MUSCULOSKELETAL AND SKIN DISEASES RESEARCH		PASS-THROUGH	VETERANS MEDICAL RESEARCH FOUNDATION OF SAN DIEGO	VPA Rivera-Nieves (323671) 098	258	
93.846	ARTHRITIS, MUSCULOSKELETAL AND SKIN DISEASES RESEARCH		PASS-THROUGH	VETERANS MEDICAL RESEARCH FOUNDATION OF SAN DIEGO	VPA SINGH 325907 (AR075825)	1,701	
93.846	ARTHRITIS, MUSCULOSKELETAL AND SKIN DISEASES RESEARCH		PASS-THROUGH	VETERANS MEDICAL RESEARCH FOUNDATION OF SAN DIEGO	VPA TERKELTAUB 322743 VPA-Mudaliar 323301	(13)	
93.846	ARTHRITIS, MUSCULOSKELETAL AND SKIN DISEASES RESEARCH		PASS-THROUGH	VETERANS MEDICAL RESEARCH FOUNDATION OF SAN DIEGO	(DK098246) Sub 128293 G003777	1,767	
93.846	ARTHRITIS, MUSCULOSKELETAL AND SKIN DISEASES RESEARCH		PASS-THROUGH	WASHINGTON STATE UNIVERSITY	(DK082325)	21,516	
93.846	ARTHRITIS, MUSCULOSKELETAL AND SKIN DISEASES RESEARCH		PASS-THROUGH	XLOCK BIOSCIENCES, INC.	A20-2613	10,134	
93.846	ARTHRITIS, MUSCULOSKELETAL AND SKIN DISEASES RESEARCH		PASS-THROUGH	XLOCK BIOSCIENCES, INC.	A22-1284	229,136	
93.847	DIABETES, DIGESTIVE, AND KIDNEY DISEASES EXTRAMURAL RESEARCH		DIRECT	DEPARTMENT OF HEALTH AND HUMAN SERVICES (HHS)		126,015,671	11,451,347
93.847	DIABETES, DIGESTIVE, AND KIDNEY DISEASES EXTRAMURAL RESEARCH		PASS-THROUGH	ACOUSTIC MEDSYSTEMS, INC.	A140010	81,118	
93.847	DIABETES, DIGESTIVE, AND KIDNEY DISEASES EXTRAMURAL RESEARCH		PASS-THROUGH	AMINO, INC.	049462	(177)	
93.847	DIABETES, DIGESTIVE, AND KIDNEY DISEASES EXTRAMURAL RESEARCH		PASS-THROUGH	ANN & ROBERT H. LURIE CHILDREN'S HOSPITAL OF CHICAGO	A137852	(29,145)	
93.847	DIABETES, DIGESTIVE, AND KIDNEY DISEASES EXTRAMURAL RESEARCH		PASS-THROUGH	ANN & ROBERT H. LURIE CHILDREN'S HOSPITAL OF CHICAGO	A21-0109-S006	8,902	
93.847	DIABETES, DIGESTIVE, AND KIDNEY DISEASES EXTRAMURAL RESEARCH		PASS-THROUGH	ARBOR RESEARCH COLLABORATIVE FOR HEALTH	A128136	45	

University of California
Schedule of Expenditures of Federal Awards

For the Fiscal Year Ended June 30, 2024
(Expressed in Whole Dollars)

Assistance Listing Number	Federal Program Title	Additional Award Identification	Direct / Pass Through	Agency or Pass Through Entity	Pass Through No. or Other Identifier	Federal Expenditures	Funds Passed Through to Subrecipients
93.847	DIABETES, DIGESTIVE, AND KIDNEY DISEASES EXTRAMURAL RESEARCH		PASS-THROUGH	AUGUSTA UNIVERSITY	35235-11	136	
93.847	DIABETES, DIGESTIVE, AND KIDNEY DISEASES EXTRAMURAL RESEARCH		PASS-THROUGH	AUGUSTA UNIVERSITY	38237-2	3,475	
93.847	DIABETES, DIGESTIVE, AND KIDNEY DISEASES EXTRAMURAL RESEARCH		PASS-THROUGH	AUGUSTA UNIVERSITY	A140592	50,408	
93.847	DIABETES, DIGESTIVE, AND KIDNEY DISEASES EXTRAMURAL RESEARCH		PASS-THROUGH	AVIARA PHARMACEUTICALS, INC.	30126384	(279)	
93.847	DIABETES, DIGESTIVE, AND KIDNEY DISEASES EXTRAMURAL RESEARCH		PASS-THROUGH	AXONIS THERAPEUTICS, INC.	sub 10010 (DK135194)	25,430	
93.847	DIABETES, DIGESTIVE, AND KIDNEY DISEASES EXTRAMURAL RESEARCH		PASS-THROUGH	BAYLOR COLLEGE OF MEDICINE	7000001471	53,607	
93.847	DIABETES, DIGESTIVE, AND KIDNEY DISEASES EXTRAMURAL RESEARCH		PASS-THROUGH	BAYLOR COLLEGE OF MEDICINE	P700000179	38,013	
93.847	DIABETES, DIGESTIVE, AND KIDNEY DISEASES EXTRAMURAL RESEARCH		PASS-THROUGH	BECKMAN RESEARCH INSTITUTE OF THE CITY OF HOPE	A141387	300,708	
93.847	DIABETES, DIGESTIVE, AND KIDNEY DISEASES EXTRAMURAL RESEARCH		PASS-THROUGH	CALIFORNIA INSTITUTE OF TECHNOLOGY	S571577:02	45,571	
93.847	DIABETES, DIGESTIVE, AND KIDNEY DISEASES EXTRAMURAL RESEARCH		PASS-THROUGH	CALIFORNIA PACIFIC MEDICAL CENTER RESEARCH INSTITUTE	A137401	345,104	
93.847	DIABETES, DIGESTIVE, AND KIDNEY DISEASES EXTRAMURAL RESEARCH		PASS-THROUGH	CALIFORNIA PACIFIC MEDICAL CENTER RESEARCH INSTITUTE	A139252	30,190	
93.847	DIABETES, DIGESTIVE, AND KIDNEY DISEASES EXTRAMURAL RESEARCH		PASS-THROUGH	CASE WESTERN RESERVE UNIVERSITY	RESS16154	53,667	
93.847	DIABETES, DIGESTIVE, AND KIDNEY DISEASES EXTRAMURAL RESEARCH		PASS-THROUGH	CASE WESTERN RESERVE UNIVERSITY	Sub RES516367 (DK094157)	(46)	
93.847	DIABETES, DIGESTIVE, AND KIDNEY DISEASES EXTRAMURAL RESEARCH		PASS-THROUGH	CASE WESTERN RESERVE UNIVERSITY	sub RES516478 (DK116723)	595	
93.847	DIABETES, DIGESTIVE, AND KIDNEY DISEASES EXTRAMURAL RESEARCH		PASS-THROUGH	CASE WESTERN RESERVE UNIVERSITY	Sub RES601765 (DK094157)	183,401	
93.847	DIABETES, DIGESTIVE, AND KIDNEY DISEASES EXTRAMURAL RESEARCH		PASS-THROUGH	CEDARS-SINAI MEDICAL CENTER	2010361	187,161	
93.847	DIABETES, DIGESTIVE, AND KIDNEY DISEASES EXTRAMURAL RESEARCH		PASS-THROUGH	CEDARS-SINAI MEDICAL CENTER	0001914008	1,023	
93.847	DIABETES, DIGESTIVE, AND KIDNEY DISEASES EXTRAMURAL RESEARCH		PASS-THROUGH	CEDARS-SINAI MEDICAL CENTER	0001919558	155	
93.847	DIABETES, DIGESTIVE, AND KIDNEY DISEASES EXTRAMURAL RESEARCH		PASS-THROUGH	CEDARS-SINAI MEDICAL CENTER	0002166139	9,200	
93.847	DIABETES, DIGESTIVE, AND KIDNEY DISEASES EXTRAMURAL RESEARCH		PASS-THROUGH	CEDARS-SINAI MEDICAL CENTER	0002175958:1	187	
93.847	DIABETES, DIGESTIVE, AND KIDNEY DISEASES EXTRAMURAL RESEARCH		PASS-THROUGH	CEDARS-SINAI MEDICAL CENTER	Sub 0001827185 (DK123446)	3	
93.847	DIABETES, DIGESTIVE, AND KIDNEY DISEASES EXTRAMURAL RESEARCH		PASS-THROUGH	CHILDREN'S HOSPITAL MEDICAL CENTER	Sub OS00000078/317534	413,031	
93.847	DIABETES, DIGESTIVE, AND KIDNEY DISEASES EXTRAMURAL RESEARCH		PASS-THROUGH	CHILDREN'S HOSPITAL MEDICAL CENTER	sub OS00000589/317894	8,579	
93.847	DIABETES, DIGESTIVE, AND KIDNEY DISEASES EXTRAMURAL RESEARCH		PASS-THROUGH	CHILDREN'S MERCY HOSPITAL, THE	A132017	17,962	
93.847	DIABETES, DIGESTIVE, AND KIDNEY DISEASES EXTRAMURAL RESEARCH		PASS-THROUGH	CHILDREN'S MERCY HOSPITAL, THE	A142889	24,695	
93.847	DIABETES, DIGESTIVE, AND KIDNEY DISEASES EXTRAMURAL RESEARCH		PASS-THROUGH	CITY OF HOPE	60764 2005705 669302	5,523	
93.847	DIABETES, DIGESTIVE, AND KIDNEY DISEASES EXTRAMURAL RESEARCH		PASS-THROUGH	CITY OF HOPE	60764.2005705.669301	18,897	

University of California
Schedule of Expenditures of Federal Awards

For the Fiscal Year Ended June 30, 2024
(Expressed in Whole Dollars)

Assistance Listing Number	Federal Program Title	Additional Award Identification	Direct / Pass Through	Agency or Pass Through Entity	Pass Through No. or Other Identifier	Federal Expenditures	Funds Passed Through to Subrecipients
93.847	DIABETES, DIGESTIVE, AND KIDNEY DISEASES EXTRAMURAL RESEARCH		PASS-THROUGH	CITY OF HOPE	61294 2006834 669308	268,990	
93.847	DIABETES, DIGESTIVE, AND KIDNEY DISEASES EXTRAMURAL RESEARCH		PASS-THROUGH	COLUMBIA UNIVERSITY	1(GG016434-01)	117,233	
93.847	DIABETES, DIGESTIVE, AND KIDNEY DISEASES EXTRAMURAL RESEARCH		PASS-THROUGH	COLUMBIA UNIVERSITY	1(GG016514-01):1	26,998	
93.847	DIABETES, DIGESTIVE, AND KIDNEY DISEASES EXTRAMURAL RESEARCH		PASS-THROUGH	COLUMBIA UNIVERSITY	2(GG016489-01)	76,313	
93.847	DIABETES, DIGESTIVE, AND KIDNEY DISEASES EXTRAMURAL RESEARCH		PASS-THROUGH	COLUMBIA UNIVERSITY	A132627	6,703	
93.847	DIABETES, DIGESTIVE, AND KIDNEY DISEASES EXTRAMURAL RESEARCH		PASS-THROUGH	COLUMBIA UNIVERSITY	A134358	137,388	
93.847	DIABETES, DIGESTIVE, AND KIDNEY DISEASES EXTRAMURAL RESEARCH		PASS-THROUGH	COLUMBIA UNIVERSITY	Sub 1 (GG015235-01)	(2,789)	
93.847	DIABETES, DIGESTIVE, AND KIDNEY DISEASES EXTRAMURAL RESEARCH		PASS-THROUGH	COLUMBIA UNIVERSITY	(DK061734)		
93.847	DIABETES, DIGESTIVE, AND KIDNEY DISEASES EXTRAMURAL RESEARCH		PASS-THROUGH	COLUMBIA UNIVERSITY	sub 1(GG017615-01)	226,427	
93.847	DIABETES, DIGESTIVE, AND KIDNEY DISEASES EXTRAMURAL RESEARCH		PASS-THROUGH	COLUMBIA UNIVERSITY IRVING MEDICAL CENTER	(DK127778)		
93.847	DIABETES, DIGESTIVE, AND KIDNEY DISEASES EXTRAMURAL RESEARCH		PASS-THROUGH	COLUMBIA UNIVERSITY IRVING MEDICAL CENTER	1(GG016527-06) SAPO	45,000	
93.847	DIABETES, DIGESTIVE, AND KIDNEY DISEASES EXTRAMURAL RESEARCH		PASS-THROUGH	CONNECTICUT CHILDRENS MEDICAL CENTER	G17721	1,731	
93.847	DIABETES, DIGESTIVE, AND KIDNEY DISEASES EXTRAMURAL RESEARCH		PASS-THROUGH	DARTMOUTH COLLEGE	A142309	67,786	
93.847	DIABETES, DIGESTIVE, AND KIDNEY DISEASES EXTRAMURAL RESEARCH		PASS-THROUGH	DUKE UNIVERSITY	Sub R1748 (DK117469)	20,644	
93.847	DIABETES, DIGESTIVE, AND KIDNEY DISEASES EXTRAMURAL RESEARCH		PASS-THROUGH	EMORY UNIVERSITY	Sub 303001193 (DK131497)	20,341	
93.847	DIABETES, DIGESTIVE, AND KIDNEY DISEASES EXTRAMURAL RESEARCH		PASS-THROUGH	ENDOCRINE SOCIETY, THE	A542006:2	10,627	
93.847	DIABETES, DIGESTIVE, AND KIDNEY DISEASES EXTRAMURAL RESEARCH		PASS-THROUGH	EPIGEN BIOSCIENCES, INC.	10012:2	75,002	
93.847	DIABETES, DIGESTIVE, AND KIDNEY DISEASES EXTRAMURAL RESEARCH		PASS-THROUGH	EPIGEN BIOSCIENCES, INC.	R43DK134242	264,737	
93.847	DIABETES, DIGESTIVE, AND KIDNEY DISEASES EXTRAMURAL RESEARCH		PASS-THROUGH	FZATA INC.	Sub 30028166 (DK127879)	146,586	
93.847	DIABETES, DIGESTIVE, AND KIDNEY DISEASES EXTRAMURAL RESEARCH		PASS-THROUGH	GEORGE WASHINGTON UNIVERSITY	2022-5089	233	
93.847	DIABETES, DIGESTIVE, AND KIDNEY DISEASES EXTRAMURAL RESEARCH		PASS-THROUGH	GEORGE WASHINGTON UNIVERSITY	30105086	11,704	
93.847	DIABETES, DIGESTIVE, AND KIDNEY DISEASES EXTRAMURAL RESEARCH		PASS-THROUGH	GLADSTONE INSTITUTES	SUB S-GRD2223-TR40	200,909	
93.847	DIABETES, DIGESTIVE, AND KIDNEY DISEASES EXTRAMURAL RESEARCH		PASS-THROUGH	GLADSTONE INSTITUTES	(DK098246)	2,984	
93.847	DIABETES, DIGESTIVE, AND KIDNEY DISEASES EXTRAMURAL RESEARCH		PASS-THROUGH	HARVARD PILGRIM HEALTH CARE	A135440	252	
93.847	DIABETES, DIGESTIVE, AND KIDNEY DISEASES EXTRAMURAL RESEARCH		PASS-THROUGH	HENNEPIN HEALTHCARE RESEARCH INSTITUTE	A140432	1,966	
93.847	DIABETES, DIGESTIVE, AND KIDNEY DISEASES EXTRAMURAL RESEARCH		PASS-THROUGH	ICAHN SCHOOL OF MEDICINE AT MOUNT SINAI	A135998	(7,645)	
93.847	DIABETES, DIGESTIVE, AND KIDNEY DISEASES EXTRAMURAL RESEARCH		PASS-THROUGH	ICAHN SCHOOL OF MEDICINE AT MOUNT SINAI	0255-A945-4609:6	15,233	
93.847	DIABETES, DIGESTIVE, AND KIDNEY DISEASES EXTRAMURAL RESEARCH		PASS-THROUGH	ICAHN SCHOOL OF MEDICINE AT MOUNT SINAI	A132266	163,608	
93.847	DIABETES, DIGESTIVE, AND KIDNEY DISEASES EXTRAMURAL RESEARCH		PASS-THROUGH	ICAHN SCHOOL OF MEDICINE AT MOUNT SINAI	A135445	143,679	
93.847	DIABETES, DIGESTIVE, AND KIDNEY DISEASES EXTRAMURAL RESEARCH		PASS-THROUGH	ICAHN SCHOOL OF MEDICINE AT MOUNT SINAI	A141814		

University of California
Schedule of Expenditures of Federal Awards

For the Fiscal Year Ended June 30, 2024
(Expressed in Whole Dollars)

Assistance Listing Number	Federal Program Title	Additional Award Identification	Direct / Pass Through	Agency or Pass Through Entity	Pass Through No. or Other Identifier	Federal Expenditures	Funds Passed Through to Subrecipients
93.847	DIABETES, DIGESTIVE, AND KIDNEY DISEASES EXTRAMURAL RESEARCH		PASS-THROUGH	INDIANA UNIVERSITY	8017-UCLA (Fixed):1	(9,396)	
93.847	DIABETES, DIGESTIVE, AND KIDNEY DISEASES EXTRAMURAL RESEARCH		PASS-THROUGH	INDIANA UNIVERSITY	A133538	(1)	
93.847	DIABETES, DIGESTIVE, AND KIDNEY DISEASES EXTRAMURAL RESEARCH		PASS-THROUGH	INDIANA UNIVERSITY	A135248	148,541	
93.847	DIABETES, DIGESTIVE, AND KIDNEY DISEASES EXTRAMURAL RESEARCH		PASS-THROUGH	INDIANA UNIVERSITY	A138102	17,069	
93.847	DIABETES, DIGESTIVE, AND KIDNEY DISEASES EXTRAMURAL RESEARCH		PASS-THROUGH	INSTITUTE FOR SYSTEMS BIOLOGY	Sub 2022.0005 (DK133468)	85,428	
93.847	DIABETES, DIGESTIVE, AND KIDNEY DISEASES EXTRAMURAL RESEARCH		PASS-THROUGH	JOHNS HOPKINS UNIVERSITY	A139909	202,556	
93.847	DIABETES, DIGESTIVE, AND KIDNEY DISEASES EXTRAMURAL RESEARCH		PASS-THROUGH	KAISER FOUNDATION RESEARCH INSTITUTION	A138486	292,687	
93.847	DIABETES, DIGESTIVE, AND KIDNEY DISEASES EXTRAMURAL RESEARCH		PASS-THROUGH	KAISER FOUNDATION RESEARCH INSTITUTION	A140418	27,351	
93.847	DIABETES, DIGESTIVE, AND KIDNEY DISEASES EXTRAMURAL RESEARCH		PASS-THROUGH	KAISER FOUNDATION RESEARCH INSTITUTION	A142211	1,896	
93.847	DIABETES, DIGESTIVE, AND KIDNEY DISEASES EXTRAMURAL RESEARCH		PASS-THROUGH	KAISER FOUNDATION RESEARCH INSTITUTION	P30DK092924	72,886	
93.847	DIABETES, DIGESTIVE, AND KIDNEY DISEASES EXTRAMURAL RESEARCH		PASS-THROUGH	KAISER FOUNDATION RESEARCH INSTITUTION	RNG211603-04	26,316	
93.847	DIABETES, DIGESTIVE, AND KIDNEY DISEASES EXTRAMURAL RESEARCH		PASS-THROUGH	KAISER PERMANENTE DIVISION OF RESEARCH	A132347	7,957	
93.847	DIABETES, DIGESTIVE, AND KIDNEY DISEASES EXTRAMURAL RESEARCH		PASS-THROUGH	KAISER PERMANENTE DIVISION OF RESEARCH	A132396	34,347	
93.847	DIABETES, DIGESTIVE, AND KIDNEY DISEASES EXTRAMURAL RESEARCH		PASS-THROUGH	KAISER PERMANENTE DIVISION OF RESEARCH	A142628	26,515	
93.847	DIABETES, DIGESTIVE, AND KIDNEY DISEASES EXTRAMURAL RESEARCH		PASS-THROUGH	LIVIVOS INC.	1R43DK135225-01	204,647	
93.847	DIABETES, DIGESTIVE, AND KIDNEY DISEASES EXTRAMURAL RESEARCH		PASS-THROUGH	LOYOLA UNIVERSITY OF CHICAGO	SUB 206449 (DK104718)	(7,978)	
93.847	DIABETES, DIGESTIVE, AND KIDNEY DISEASES EXTRAMURAL RESEARCH		PASS-THROUGH	LUNDQUIST INSTITUTE FOR BIOMEDICAL INNOVATION AT HARBOR-UCLA	KK-32890-01	26,303	
93.847	DIABETES, DIGESTIVE, AND KIDNEY DISEASES EXTRAMURAL RESEARCH		PASS-THROUGH	MEDICAL COLLEGE OF WISCONSIN	A22-1212	330,218	
93.847	DIABETES, DIGESTIVE, AND KIDNEY DISEASES EXTRAMURAL RESEARCH		PASS-THROUGH	MEDICAL COLLEGE OF WISCONSIN	Sub none (DK088831)	(118)	
93.847	DIABETES, DIGESTIVE, AND KIDNEY DISEASES EXTRAMURAL RESEARCH		PASS-THROUGH	MEDICAL UNIVERSITY OF SOUTH CAROLINA	A132279	(5,856)	
93.847	DIABETES, DIGESTIVE, AND KIDNEY DISEASES EXTRAMURAL RESEARCH		PASS-THROUGH	MIRIAM HOSPITAL, THE	sub 7147348 (DK137423)	66,484	
93.847	DIABETES, DIGESTIVE, AND KIDNEY DISEASES EXTRAMURAL RESEARCH		PASS-THROUGH	NORTHERN CALIFORNIA INSTITUTE FOR RESEARCH AND EDUCATION, IN	A133710	21,882	
93.847	DIABETES, DIGESTIVE, AND KIDNEY DISEASES EXTRAMURAL RESEARCH		PASS-THROUGH	NORTHERN CALIFORNIA INSTITUTE FOR RESEARCH AND EDUCATION, IN	A140299	111,438	
93.847	DIABETES, DIGESTIVE, AND KIDNEY DISEASES EXTRAMURAL RESEARCH		PASS-THROUGH	NORTHERN CALIFORNIA INSTITUTE FOR RESEARCH AND EDUCATION, IN	A141723	89,209	
93.847	DIABETES, DIGESTIVE, AND KIDNEY DISEASES EXTRAMURAL RESEARCH		PASS-THROUGH	NORTHERN CALIFORNIA INSTITUTE FOR RESEARCH AND EDUCATION, IN	A142282	141,683	
93.847	DIABETES, DIGESTIVE, AND KIDNEY DISEASES EXTRAMURAL RESEARCH		PASS-THROUGH	NORTHERN CALIFORNIA INSTITUTE FOR RESEARCH AND EDUCATION, IN	sub BAU2978-01 (DK104310)	67,787	
93.847	DIABETES, DIGESTIVE, AND KIDNEY DISEASES EXTRAMURAL RESEARCH		PASS-THROUGH	NORTHERN CALIFORNIA INSTITUTE FOR RESEARCH AND EDUCATION, IN	sub EST2375-02 (DK130870)	21,123	

University of California
Schedule of Expenditures of Federal Awards

For the Fiscal Year Ended June 30, 2024
(Expressed in Whole Dollars)

Assistance Listing Number	Federal Program Title	Additional Award Identification	Direct / Pass Through	Agency or Pass Through Entity	Pass Through No. or Other Identifier	Federal Expenditures	Funds Passed Through to Subrecipients
93.847	DIABETES, DIGESTIVE, AND KIDNEY DISEASES EXTRAMURAL RESEARCH		PASS-THROUGH	NORTHWESTERN UNIVERSITY	60065090 UCLA:A01	11,344	
93.847	DIABETES, DIGESTIVE, AND KIDNEY DISEASES EXTRAMURAL RESEARCH		PASS-THROUGH	NORTHWESTERN UNIVERSITY	60067507 UCD	8,398	
93.847	DIABETES, DIGESTIVE, AND KIDNEY DISEASES EXTRAMURAL RESEARCH		PASS-THROUGH	NORTHWESTERN UNIVERSITY	Sub 60061103 UCSD (DK092217)	38,086	
93.847	DIABETES, DIGESTIVE, AND KIDNEY DISEASES EXTRAMURAL RESEARCH		PASS-THROUGH	NORTHWESTERN UNIVERSITY	Sub 60065089 (DK134321)	36,482	
93.847	DIABETES, DIGESTIVE, AND KIDNEY DISEASES EXTRAMURAL RESEARCH		PASS-THROUGH	NYU LANGONE HEALTH SYSTEM	23-A0-00-1009450	149,105	
93.847	DIABETES, DIGESTIVE, AND KIDNEY DISEASES EXTRAMURAL RESEARCH		PASS-THROUGH	OREGON HEALTH & SCIENCE UNIVERSITY	1015566 (DK122843)	(11,587)	
93.847	DIABETES, DIGESTIVE, AND KIDNEY DISEASES EXTRAMURAL RESEARCH		PASS-THROUGH	OREGON HEALTH & SCIENCE UNIVERSITY	A139350	28,971	
93.847	DIABETES, DIGESTIVE, AND KIDNEY DISEASES EXTRAMURAL RESEARCH		PASS-THROUGH	PENNINGTON BIOMEDICAL RESEARCH CENTER	DK136536-UCI-01	7,829	
93.847	DIABETES, DIGESTIVE, AND KIDNEY DISEASES EXTRAMURAL RESEARCH		PASS-THROUGH	PRAETEGO INC	Sub 20202371 (DK120063) Subaward 30044484	488,357	
93.847	DIABETES, DIGESTIVE, AND KIDNEY DISEASES EXTRAMURAL RESEARCH		PASS-THROUGH	REELIN THERAPEUTICS, INC	(DK126520)	43,946	
93.847	DIABETES, DIGESTIVE, AND KIDNEY DISEASES EXTRAMURAL RESEARCH		PASS-THROUGH	RUSH UNIVERSITY MEDICAL CENTER	A135425	(562)	
93.847	DIABETES, DIGESTIVE, AND KIDNEY DISEASES EXTRAMURAL RESEARCH		PASS-THROUGH	SCARLESS LABORATORIES, INC.	20214416	16	
93.847	DIABETES, DIGESTIVE, AND KIDNEY DISEASES EXTRAMURAL RESEARCH		PASS-THROUGH	SENSEION, LLC	052413	110,272	
93.847	DIABETES, DIGESTIVE, AND KIDNEY DISEASES EXTRAMURAL RESEARCH		PASS-THROUGH	SENTIA MEDICAL SCIENCES, INC.	2R44DK116362-02	114,141	
93.847	DIABETES, DIGESTIVE, AND KIDNEY DISEASES EXTRAMURAL RESEARCH		PASS-THROUGH	SILICON KIDNEY LLC	A134527	(9)	
93.847	DIABETES, DIGESTIVE, AND KIDNEY DISEASES EXTRAMURAL RESEARCH		PASS-THROUGH	SILICON KIDNEY LLC	A141474	288,898	
93.847	DIABETES, DIGESTIVE, AND KIDNEY DISEASES EXTRAMURAL RESEARCH		PASS-THROUGH	SIRAJ THERAPEUTICS INC	30291161	5,055	
93.847	DIABETES, DIGESTIVE, AND KIDNEY DISEASES EXTRAMURAL RESEARCH		PASS-THROUGH	STANFORD UNIVERSITY	62645856-199245	150,501	
93.847	DIABETES, DIGESTIVE, AND KIDNEY DISEASES EXTRAMURAL RESEARCH		PASS-THROUGH	STANFORD UNIVERSITY	62742893-174993	89,487	
93.847	DIABETES, DIGESTIVE, AND KIDNEY DISEASES EXTRAMURAL RESEARCH		PASS-THROUGH	STANFORD UNIVERSITY	63063465-128573	60,018	
93.847	DIABETES, DIGESTIVE, AND KIDNEY DISEASES EXTRAMURAL RESEARCH		PASS-THROUGH	STANFORD UNIVERSITY	63075401-128573	72,272	
93.847	DIABETES, DIGESTIVE, AND KIDNEY DISEASES EXTRAMURAL RESEARCH		PASS-THROUGH	STANFORD UNIVERSITY	63344441-128573	4,994	
93.847	DIABETES, DIGESTIVE, AND KIDNEY DISEASES EXTRAMURAL RESEARCH		PASS-THROUGH	STANFORD UNIVERSITY	A138297	56,301	
93.847	DIABETES, DIGESTIVE, AND KIDNEY DISEASES EXTRAMURAL RESEARCH		PASS-THROUGH	STANFORD UNIVERSITY	A140812	226,039	
93.847	DIABETES, DIGESTIVE, AND KIDNEY DISEASES EXTRAMURAL RESEARCH		PASS-THROUGH	STANFORD UNIVERSITY	P30DK116074	25,701	
93.847	DIABETES, DIGESTIVE, AND KIDNEY DISEASES EXTRAMURAL RESEARCH		PASS-THROUGH	THE BROAD INSTITUTE, INC.	5000825-5500001508 (DK105554)	183,831	
93.847	DIABETES, DIGESTIVE, AND KIDNEY DISEASES EXTRAMURAL RESEARCH		PASS-THROUGH	THE BROAD INSTITUTE, INC.	Sub 5001486-5500001866	44,277	

University of California
Schedule of Expenditures of Federal Awards

For the Fiscal Year Ended June 30, 2024
(Expressed in Whole Dollars)

Assistance Listing Number	Federal Program Title	Additional Award Identification	Direct / Pass Through	Agency or Pass Through Entity	Pass Through No. or Other Identifier	Federal Expenditures	Funds Passed Through to Subrecipients
93.847	DIABETES, DIGESTIVE, AND KIDNEY DISEASES EXTRAMURAL RESEARCH		PASS-THROUGH	THE BROAD INSTITUTE, INC.	sub 5002066-5500002047	64,184	
93.847	DIABETES, DIGESTIVE, AND KIDNEY DISEASES EXTRAMURAL RESEARCH		PASS-THROUGH	THE BROAD INSTITUTE, INC.	Sub 500836-5500001886	170,916	
93.847	DIABETES, DIGESTIVE, AND KIDNEY DISEASES EXTRAMURAL RESEARCH		PASS-THROUGH	THE CALIFORNIA MEDICAL INNOVATIONS INSTITUTE, INC.	sub CALMI2-2020-001 (DK125657)	173,080	
93.847	DIABETES, DIGESTIVE, AND KIDNEY DISEASES EXTRAMURAL RESEARCH		PASS-THROUGH	THE CHILDREN'S HOSPITAL CORPORATION	Sub GENFD0002247923 (DK125490)	305,480	
93.847	DIABETES, DIGESTIVE, AND KIDNEY DISEASES EXTRAMURAL RESEARCH		PASS-THROUGH	THE SCRIPPS RESEARCH INSTITUTE	5-53816:4	(13)	
93.847	DIABETES, DIGESTIVE, AND KIDNEY DISEASES EXTRAMURAL RESEARCH		PASS-THROUGH	THE SCRIPPS RESEARCH INSTITUTE	SUB 5-55032 (DK135080-01)	430,643	
93.847	DIABETES, DIGESTIVE, AND KIDNEY DISEASES EXTRAMURAL RESEARCH		PASS-THROUGH	THE UNIVERSITY OF ALABAMA	sub 000538676-SC001 (DK137307)	236,999	
93.847	DIABETES, DIGESTIVE, AND KIDNEY DISEASES EXTRAMURAL RESEARCH		PASS-THROUGH	THE UNIVERSITY OF ALABAMA AT BIRMINGHAM	SUB 000518751-SP011-001	(625)	
93.847	DIABETES, DIGESTIVE, AND KIDNEY DISEASES EXTRAMURAL RESEARCH		PASS-THROUGH	THE UNIVERSITY OF ALABAMA AT BIRMINGHAM	UC 218439	55,477	
93.847	DIABETES, DIGESTIVE, AND KIDNEY DISEASES EXTRAMURAL RESEARCH		PASS-THROUGH	TREThERA CORPORATION	20232698	139,637	
93.847	DIABETES, DIGESTIVE, AND KIDNEY DISEASES EXTRAMURAL RESEARCH		PASS-THROUGH	TUFTS UNIVERSITY	Sub 5021793_SERV (DK128208)	12,229	
93.847	DIABETES, DIGESTIVE, AND KIDNEY DISEASES EXTRAMURAL RESEARCH		PASS-THROUGH	UNIVERSITY OF CHICAGO	A142109	107,880	
93.847	DIABETES, DIGESTIVE, AND KIDNEY DISEASES EXTRAMURAL RESEARCH		PASS-THROUGH	UNIVERSITY OF COLORADO SYSTEM	FY23.1035.019	928	
93.847	DIABETES, DIGESTIVE, AND KIDNEY DISEASES EXTRAMURAL RESEARCH		PASS-THROUGH	UNIVERSITY OF FLORIDA	R01DK129541	36,143	
93.847	DIABETES, DIGESTIVE, AND KIDNEY DISEASES EXTRAMURAL RESEARCH		PASS-THROUGH	UNIVERSITY OF IOWA	A129766	(1)	
93.847	DIABETES, DIGESTIVE, AND KIDNEY DISEASES EXTRAMURAL RESEARCH		PASS-THROUGH	UNIVERSITY OF IOWA	A136805	62,173	
93.847	DIABETES, DIGESTIVE, AND KIDNEY DISEASES EXTRAMURAL RESEARCH		PASS-THROUGH	UNIVERSITY OF IOWA	S03393-01:04	39,052	
93.847	DIABETES, DIGESTIVE, AND KIDNEY DISEASES EXTRAMURAL RESEARCH		PASS-THROUGH	UNIVERSITY OF MARYLAND, BALTIMORE	A136149	50,835	
93.847	DIABETES, DIGESTIVE, AND KIDNEY DISEASES EXTRAMURAL RESEARCH		PASS-THROUGH	UNIVERSITY OF MASSACHUSETTS CHAN MEDICAL SCHOOL	SUB000000124	84,992	
93.847	DIABETES, DIGESTIVE, AND KIDNEY DISEASES EXTRAMURAL RESEARCH		PASS-THROUGH	UNIVERSITY OF MASSACHUSETTS CHAN MEDICAL SCHOOL	SUB000000363/PO# WA01480613	34,733	
93.847	DIABETES, DIGESTIVE, AND KIDNEY DISEASES EXTRAMURAL RESEARCH		PASS-THROUGH	UNIVERSITY OF MICHIGAN	A131679	(1)	
93.847	DIABETES, DIGESTIVE, AND KIDNEY DISEASES EXTRAMURAL RESEARCH		PASS-THROUGH	UNIVERSITY OF MICHIGAN	A138001	342,180	
93.847	DIABETES, DIGESTIVE, AND KIDNEY DISEASES EXTRAMURAL RESEARCH		PASS-THROUGH	UNIVERSITY OF MICHIGAN	A142032	35,344	
93.847	DIABETES, DIGESTIVE, AND KIDNEY DISEASES EXTRAMURAL RESEARCH		PASS-THROUGH	UNIVERSITY OF MINNESOTA	A130754	121	
93.847	DIABETES, DIGESTIVE, AND KIDNEY DISEASES EXTRAMURAL RESEARCH		PASS-THROUGH	UNIVERSITY OF MINNESOTA	A137807	158,016	
93.847	DIABETES, DIGESTIVE, AND KIDNEY DISEASES EXTRAMURAL RESEARCH		PASS-THROUGH	UNIVERSITY OF MINNESOTA	Sub P008300805 (DK106786)	101,970	
93.847	DIABETES, DIGESTIVE, AND KIDNEY DISEASES EXTRAMURAL RESEARCH		PASS-THROUGH	UNIVERSITY OF OKLAHOMA	A136768	3,505	

University of California
Schedule of Expenditures of Federal Awards

For the Fiscal Year Ended June 30, 2024
(Expressed in Whole Dollars)

Assistance Listing Number	Federal Program Title	Additional Award Identification	Direct / Pass Through	Agency or Pass Through Entity	Pass Through No. or Other Identifier	Federal Expenditures	Funds Passed Through to Subrecipients
93.847	DIABETES, DIGESTIVE, AND KIDNEY DISEASES EXTRAMURAL RESEARCH		PASS-THROUGH	UNIVERSITY OF PITTSBURGH	Sub 0054687 ((129571-1)) (DK09	(218)	
93.847	DIABETES, DIGESTIVE, AND KIDNEY DISEASES EXTRAMURAL RESEARCH		PASS-THROUGH	UNIVERSITY OF SOUTH CAROLINA	22-4658/PO2000061727	81,624	
93.847	DIABETES, DIGESTIVE, AND KIDNEY DISEASES EXTRAMURAL RESEARCH		PASS-THROUGH	UNIVERSITY OF SOUTH FLORIDA	20120427:5	819	
93.847	DIABETES, DIGESTIVE, AND KIDNEY DISEASES EXTRAMURAL RESEARCH		PASS-THROUGH	UNIVERSITY OF SOUTH FLORIDA	6163-1103-00-C	1,013,306	
93.847	DIABETES, DIGESTIVE, AND KIDNEY DISEASES EXTRAMURAL RESEARCH		PASS-THROUGH	UNIVERSITY OF SOUTH FLORIDA	A111732	122,051	
93.847	DIABETES, DIGESTIVE, AND KIDNEY DISEASES EXTRAMURAL RESEARCH		PASS-THROUGH	UNIVERSITY OF SOUTH FLORIDA	A135556	648,344	
93.847	DIABETES, DIGESTIVE, AND KIDNEY DISEASES EXTRAMURAL RESEARCH		PASS-THROUGH	UNIVERSITY OF SOUTH FLORIDA	A139794	41,387	
93.847	DIABETES, DIGESTIVE, AND KIDNEY DISEASES EXTRAMURAL RESEARCH		PASS-THROUGH	UNIVERSITY OF SOUTHERN CALIFORNIA	108190240:5	2,369	
93.847	DIABETES, DIGESTIVE, AND KIDNEY DISEASES EXTRAMURAL RESEARCH		PASS-THROUGH	UNIVERSITY OF SOUTHERN CALIFORNIA	134245114:3	3,695	
93.847	DIABETES, DIGESTIVE, AND KIDNEY DISEASES EXTRAMURAL RESEARCH		PASS-THROUGH	UNIVERSITY OF SOUTHERN CALIFORNIA	A134737 SCON- 00002185(5R01DK114238-05)	81,307	
93.847	DIABETES, DIGESTIVE, AND KIDNEY DISEASES EXTRAMURAL RESEARCH		PASS-THROUGH	UNIVERSITY OF SOUTHERN CALIFORNIA	SCON-00004712	168,261	
93.847	DIABETES, DIGESTIVE, AND KIDNEY DISEASES EXTRAMURAL RESEARCH		PASS-THROUGH	UNIVERSITY OF SOUTHERN CALIFORNIA	SCON-00005689	200	
93.847	DIABETES, DIGESTIVE, AND KIDNEY DISEASES EXTRAMURAL RESEARCH		PASS-THROUGH	UNIVERSITY OF SOUTHERN CALIFORNIA	SCON-00005689	34,037	
93.847	DIABETES, DIGESTIVE, AND KIDNEY DISEASES EXTRAMURAL RESEARCH		PASS-THROUGH	UNIVERSITY OF TENNESSEE	A22-1172-S001	26,319	
93.847	DIABETES, DIGESTIVE, AND KIDNEY DISEASES EXTRAMURAL RESEARCH		PASS-THROUGH	UNIVERSITY OF TEXAS MEDICAL BRANCH AT GALVESTON	A143369	8,012	
93.847	DIABETES, DIGESTIVE, AND KIDNEY DISEASES EXTRAMURAL RESEARCH		PASS-THROUGH	UNIVERSITY OF UTAH	10058025-01-UCLA	44,742	
93.847	DIABETES, DIGESTIVE, AND KIDNEY DISEASES EXTRAMURAL RESEARCH		PASS-THROUGH	UNIVERSITY OF VIRGINIA	Sub AWD- 004085.SUB00000775	9,916	
93.847	DIABETES, DIGESTIVE, AND KIDNEY DISEASES EXTRAMURAL RESEARCH		PASS-THROUGH	UNIVERSITY OF WASHINGTON	A137280	187,965	
93.847	DIABETES, DIGESTIVE, AND KIDNEY DISEASES EXTRAMURAL RESEARCH		PASS-THROUGH	VANDERBILT UNIVERSITY	A138194	(1,397)	
93.847	DIABETES, DIGESTIVE, AND KIDNEY DISEASES EXTRAMURAL RESEARCH		PASS-THROUGH	VANDERBILT UNIVERSITY	VUMC 96275	316,854	
93.847	DIABETES, DIGESTIVE, AND KIDNEY DISEASES EXTRAMURAL RESEARCH		PASS-THROUGH	VETERANS MEDICAL RESEARCH FOUNDATION OF SAN DIEGO	A132323	479,901	
93.847	DIABETES, DIGESTIVE, AND KIDNEY DISEASES EXTRAMURAL RESEARCH		PASS-THROUGH	VETERANS MEDICAL RESEARCH FOUNDATION OF SAN DIEGO	VPA AFARI 323832	(4,116)	
93.847	DIABETES, DIGESTIVE, AND KIDNEY DISEASES EXTRAMURAL RESEARCH		PASS-THROUGH	VETERANS MEDICAL RESEARCH FOUNDATION OF SAN DIEGO	VPA (lx) 323475 (DK119528)	57,037	
93.847	DIABETES, DIGESTIVE, AND KIDNEY DISEASES EXTRAMURAL RESEARCH		PASS-THROUGH	VETERANS MEDICAL RESEARCH FOUNDATION OF SAN DIEGO	VPA lx (322722) SHL2118-06 (DK	1,244	
93.847	DIABETES, DIGESTIVE, AND KIDNEY DISEASES EXTRAMURAL RESEARCH		PASS-THROUGH	VETERANS MEDICAL RESEARCH FOUNDATION OF SAN DIEGO	VPA lx (322967) (DK111510)	19,805	
93.847	DIABETES, DIGESTIVE, AND KIDNEY DISEASES EXTRAMURAL RESEARCH		PASS-THROUGH	VETERANS MEDICAL RESEARCH FOUNDATION OF SAN DIEGO	VPA Khang 327230 (DK132690)	81,763	

University of California
Schedule of Expenditures of Federal Awards

For the Fiscal Year Ended June 30, 2024
(Expressed in Whole Dollars)

Assistance Listing Number	Federal Program Title	Additional Award Identification	Direct / Pass Through	Agency or Pass Through Entity	Pass Through No. or Other Identifier	Federal Expenditures	Funds Passed Through to Subrecipients
93.847	DIABETES, DIGESTIVE, AND KIDNEY DISEASES EXTRAMURAL RESEARCH		PASS-THROUGH	VETERANS MEDICAL RESEARCH FOUNDATION OF SAN DIEGO	VPA Lang 316833 VPA Rifkin (322048)	4,086	
93.847	DIABETES, DIGESTIVE, AND KIDNEY DISEASES EXTRAMURAL RESEARCH		PASS-THROUGH	VETERANS MEDICAL RESEARCH FOUNDATION OF SAN DIEGO	(DK111510)	8,622	
93.847	DIABETES, DIGESTIVE, AND KIDNEY DISEASES EXTRAMURAL RESEARCH		PASS-THROUGH	VETERANS MEDICAL RESEARCH FOUNDATION OF SAN DIEGO	VPA Scott Thomson 327618 VPA Singh 327508	48,088	
93.847	DIABETES, DIGESTIVE, AND KIDNEY DISEASES EXTRAMURAL RESEARCH		PASS-THROUGH	VETERANS MEDICAL RESEARCH FOUNDATION OF SAN DIEGO	(DK132690)	18,172	
93.847	DIABETES, DIGESTIVE, AND KIDNEY DISEASES EXTRAMURAL RESEARCH		PASS-THROUGH	VETERANS MEDICAL RESEARCH FOUNDATION OF SAN DIEGO	VPA Singh 327667 (DK112042)	614	
93.847	DIABETES, DIGESTIVE, AND KIDNEY DISEASES EXTRAMURAL RESEARCH		PASS-THROUGH	VETERANS MEDICAL RESEARCH FOUNDATION OF SAN DIEGO	VPA Vallon 319597 (DK112042)	(4,740)	
93.847	DIABETES, DIGESTIVE, AND KIDNEY DISEASES EXTRAMURAL RESEARCH		PASS-THROUGH	VETERANS MEDICAL RESEARCH FOUNDATION OF SAN DIEGO	VPA Vallon 327611 (DK112042)	53,982	
93.847	DIABETES, DIGESTIVE, AND KIDNEY DISEASES EXTRAMURAL RESEARCH		PASS-THROUGH	VETERANS MEDICAL RESEARCH FOUNDATION OF SAN DIEGO	VPA Volker Vallon 327229	42,762	
93.847	DIABETES, DIGESTIVE, AND KIDNEY DISEASES EXTRAMURAL RESEARCH		PASS-THROUGH	VIRGINIA COMMONWEALTH UNIVERSITY	FP00012961_SA002	12,342	
93.847	DIABETES, DIGESTIVE, AND KIDNEY DISEASES EXTRAMURAL RESEARCH		PASS-THROUGH	WASHINGTON UNIVERSITY IN ST. LOUIS	A140259	21,841	
93.847	DIABETES, DIGESTIVE, AND KIDNEY DISEASES EXTRAMURAL RESEARCH		PASS-THROUGH	WASHINGTON UNIVERSITY IN ST. LOUIS	A142717	138,661	
93.847	DIABETES, DIGESTIVE, AND KIDNEY DISEASES EXTRAMURAL RESEARCH		PASS-THROUGH	WASHINGTON UNIVERSITY IN ST. LOUIS	WU-24-0223	64,469	
93.847	DIABETES, DIGESTIVE, AND KIDNEY DISEASES EXTRAMURAL RESEARCH		PASS-THROUGH	YALE UNIVERSITY	A138751	146,624	
93.849	KIDNEY DISEASES, UROLOGY AND HEMATOLOGY RESEARCH		PASS-THROUGH	THE UNIVERSITY OF ALABAMA AT BIRMINGHAM	SUB 000518751-SP001-001	99,064	
93.849	KIDNEY DISEASES, UROLOGY AND HEMATOLOGY RESEARCH		PASS-THROUGH	UNIVERSITY OF MINNESOTA	SUB P006923601(DK102932)	2	
93.851	TRACKING ELECTRONIC HEALTH RECORD ADOPTION AND CAPTURING RELATED INSIGHTS IN U.S. HOSPITALS		PASS-THROUGH	ABFM FOUNDATION, INC.	A136424	133,395	
93.852	NATIONAL SYNDROMIC SURVEILLANCE PROGRAM COMMUNITY OF PRACTICE (NSSP COP)		DIRECT	DEPARTMENT OF HEALTH AND HUMAN SERVICES (HHS)		187,590	
93.853	EXTRAMURAL RESEARCH PROGRAMS IN THE NEUROSCIENCES AND NEUROLOGICAL DISORDERS		DIRECT	DEPARTMENT OF HEALTH AND HUMAN SERVICES (HHS)		249,240,863	24,428,774
93.853	EXTRAMURAL RESEARCH PROGRAMS IN THE NEUROSCIENCES AND NEUROLOGICAL DISORDERS		PASS-THROUGH	3RT INNOVATIONS	30095253	18,201	
93.853	EXTRAMURAL RESEARCH PROGRAMS IN THE NEUROSCIENCES AND NEUROLOGICAL DISORDERS		PASS-THROUGH	ADDGENE, INC.	U24NS119916-03	94,644	
93.853	EXTRAMURAL RESEARCH PROGRAMS IN THE NEUROSCIENCES AND NEUROLOGICAL DISORDERS		PASS-THROUGH	ALBANY RESEARCH INSTITUTE, INC.	92.6_03UCB	10,075	
93.853	EXTRAMURAL RESEARCH PROGRAMS IN THE NEUROSCIENCES AND NEUROLOGICAL DISORDERS		PASS-THROUGH	ALBERT EINSTEIN COLLEGE OF MEDICINE	312407	227,275	
93.853	EXTRAMURAL RESEARCH PROGRAMS IN THE NEUROSCIENCES AND NEUROLOGICAL DISORDERS		PASS-THROUGH	ALBERT EINSTEIN COLLEGE OF MEDICINE	Sub 312407 (NS132812)	137,355	
93.853	EXTRAMURAL RESEARCH PROGRAMS IN THE NEUROSCIENCES AND NEUROLOGICAL DISORDERS		PASS-THROUGH	AMPLO BIOTECHNOLOGY, INC.	COLQ001	134,633	
93.853	EXTRAMURAL RESEARCH PROGRAMS IN THE NEUROSCIENCES AND NEUROLOGICAL DISORDERS		PASS-THROUGH	BAYLOR COLLEGE OF MEDICINE	A138661	50,626	
93.853	EXTRAMURAL RESEARCH PROGRAMS IN THE NEUROSCIENCES AND NEUROLOGICAL DISORDERS		PASS-THROUGH	BAYLOR COLLEGE OF MEDICINE	A142185	240,150	
93.853	EXTRAMURAL RESEARCH PROGRAMS IN THE NEUROSCIENCES AND NEUROLOGICAL DISORDERS		PASS-THROUGH	BAYLOR COLLEGE OF MEDICINE	A142907	480,224	

University of California
Schedule of Expenditures of Federal Awards

For the Fiscal Year Ended June 30, 2024
(Expressed in Whole Dollars)

Assistance Listing Number	Federal Program Title	Additional Award Identification	Direct / Pass Through	Agency or Pass Through Entity	Pass Through No. or Other Identifier	Federal Expenditures	Funds Passed Through to Subrecipients
93.853	EXTRAMURAL RESEARCH PROGRAMS IN THE NEUROSCIENCES AND NEUROLOGICAL DISORDERS		PASS-THROUGH	BAYLOR COLLEGE OF MEDICINE	P700000265	97,297	
93.853	EXTRAMURAL RESEARCH PROGRAMS IN THE NEUROSCIENCES AND NEUROLOGICAL DISORDERS		PASS-THROUGH	BAYLOR COLLEGE OF MEDICINE	P700000625	488,347	
93.853	EXTRAMURAL RESEARCH PROGRAMS IN THE NEUROSCIENCES AND NEUROLOGICAL DISORDERS		PASS-THROUGH	BAYLOR COLLEGE OF MEDICINE	SUB 7000001030 (NS113294)	(1,618)	
93.853	EXTRAMURAL RESEARCH PROGRAMS IN THE NEUROSCIENCES AND NEUROLOGICAL DISORDERS		PASS-THROUGH	BETH ISRAEL DEACONESS MEDICAL CENTER	A139938	265,687	
93.853	EXTRAMURAL RESEARCH PROGRAMS IN THE NEUROSCIENCES AND NEUROLOGICAL DISORDERS		PASS-THROUGH	BOSTON UNIVERSITY	4500004319	371,397	
93.853	EXTRAMURAL RESEARCH PROGRAMS IN THE NEUROSCIENCES AND NEUROLOGICAL DISORDERS		PASS-THROUGH	BOSTON UNIVERSITY	4500004084(1U19NS123717-01)	696,476	
93.853	EXTRAMURAL RESEARCH PROGRAMS IN THE NEUROSCIENCES AND NEUROLOGICAL DISORDERS		PASS-THROUGH	BOSTON UNIVERSITY	4500004086(1U19NS123717-01)	92,768	
93.853	EXTRAMURAL RESEARCH PROGRAMS IN THE NEUROSCIENCES AND NEUROLOGICAL DISORDERS		PASS-THROUGH	BOSTON UNIVERSITY	A138375	98,587	
93.853	EXTRAMURAL RESEARCH PROGRAMS IN THE NEUROSCIENCES AND NEUROLOGICAL DISORDERS		PASS-THROUGH	BOSTON UNIVERSITY	Sub 4500003382(NS108472)	10,253	
93.853	EXTRAMURAL RESEARCH PROGRAMS IN THE NEUROSCIENCES AND NEUROLOGICAL DISORDERS		PASS-THROUGH	BOSTON UNIVERSITY	Sub 4500004079 (NS123717)	191,495	
93.853	EXTRAMURAL RESEARCH PROGRAMS IN THE NEUROSCIENCES AND NEUROLOGICAL DISORDERS		PASS-THROUGH	BRIGHAM AND WOMEN'S HOSPITAL	121735	72,876	
93.853	EXTRAMURAL RESEARCH PROGRAMS IN THE NEUROSCIENCES AND NEUROLOGICAL DISORDERS		PASS-THROUGH	BRIGHAM AND WOMEN'S HOSPITAL	121803	226,222	
93.853	EXTRAMURAL RESEARCH PROGRAMS IN THE NEUROSCIENCES AND NEUROLOGICAL DISORDERS		PASS-THROUGH	BRIGHAM AND WOMEN'S HOSPITAL	121999:4	7,790	
93.853	EXTRAMURAL RESEARCH PROGRAMS IN THE NEUROSCIENCES AND NEUROLOGICAL DISORDERS		PASS-THROUGH	BRIGHAM AND WOMEN'S HOSPITAL	A135179	21,393	
93.853	EXTRAMURAL RESEARCH PROGRAMS IN THE NEUROSCIENCES AND NEUROLOGICAL DISORDERS		PASS-THROUGH	BRIGHAM AND WOMEN'S HOSPITAL	Sub 121804 (NS112107)	139,110	
93.853	EXTRAMURAL RESEARCH PROGRAMS IN THE NEUROSCIENCES AND NEUROLOGICAL DISORDERS		PASS-THROUGH	BROWN UNIVERSITY	sub 00002392 (NS129945)	92,739	
93.853	EXTRAMURAL RESEARCH PROGRAMS IN THE NEUROSCIENCES AND NEUROLOGICAL DISORDERS		PASS-THROUGH	CALIFORNIA INSTITUTE OF TECHNOLOGY	S528546	24,702	
93.853	EXTRAMURAL RESEARCH PROGRAMS IN THE NEUROSCIENCES AND NEUROLOGICAL DISORDERS		PASS-THROUGH	CALIFORNIA INSTITUTE OF TECHNOLOGY	S535378	12,351	
93.853	EXTRAMURAL RESEARCH PROGRAMS IN THE NEUROSCIENCES AND NEUROLOGICAL DISORDERS		PASS-THROUGH	CASE WESTERN RESERVE UNIVERSITY	Sub RES601823 (NS112010)	2,967	
93.853	EXTRAMURAL RESEARCH PROGRAMS IN THE NEUROSCIENCES AND NEUROLOGICAL DISORDERS		PASS-THROUGH	CEDARS-SINAI MEDICAL CENTER	0001749379:1	3,650	
93.853	EXTRAMURAL RESEARCH PROGRAMS IN THE NEUROSCIENCES AND NEUROLOGICAL DISORDERS		PASS-THROUGH	CEDARS-SINAI MEDICAL CENTER	0002141084	16,036	
93.853	EXTRAMURAL RESEARCH PROGRAMS IN THE NEUROSCIENCES AND NEUROLOGICAL DISORDERS		PASS-THROUGH	CEDARS-SINAI MEDICAL CENTER	0002293376	131,782	
93.853	EXTRAMURAL RESEARCH PROGRAMS IN THE NEUROSCIENCES AND NEUROLOGICAL DISORDERS		PASS-THROUGH	CENTRAL MICHIGAN UNIVERSITY	SUB - F64485 (NS120832)	278,711	
93.853	EXTRAMURAL RESEARCH PROGRAMS IN THE NEUROSCIENCES AND NEUROLOGICAL DISORDERS		PASS-THROUGH	CENTRAL MICHIGAN UNIVERSITY	SUB F63535 (NS099709)	(114)	
93.853	EXTRAMURAL RESEARCH PROGRAMS IN THE NEUROSCIENCES AND NEUROLOGICAL DISORDERS		PASS-THROUGH	COLUMBIA UNIVERSITY	1(GG011293-02):1	48,263	
93.853	EXTRAMURAL RESEARCH PROGRAMS IN THE NEUROSCIENCES AND NEUROLOGICAL DISORDERS		PASS-THROUGH	COLUMBIA UNIVERSITY	1(GG013057-44)	27,847	
93.853	EXTRAMURAL RESEARCH PROGRAMS IN THE NEUROSCIENCES AND NEUROLOGICAL DISORDERS		PASS-THROUGH	COLUMBIA UNIVERSITY	1(GG013057-45)	28,665	

University of California
Schedule of Expenditures of Federal Awards

For the Fiscal Year Ended June 30, 2024
(Expressed in Whole Dollars)

Assistance Listing Number	Federal Program Title	Additional Award Identification	Direct / Pass Through	Agency or Pass Through Entity	Pass Through No. or Other Identifier	Federal Expenditures	Funds Passed Through to Subrecipients
93.853	EXTRAMURAL RESEARCH PROGRAMS IN THE NEUROSCIENCES AND NEUROLOGICAL DISORDERS		PASS-THROUGH	COLUMBIA UNIVERSITY	2(GG013057-40)	196	
93.853	EXTRAMURAL RESEARCH PROGRAMS IN THE NEUROSCIENCES AND NEUROLOGICAL DISORDERS		PASS-THROUGH	COLUMBIA UNIVERSITY	8(GG015970-05) SAPO G18035	62,931	
93.853	EXTRAMURAL RESEARCH PROGRAMS IN THE NEUROSCIENCES AND NEUROLOGICAL DISORDERS		PASS-THROUGH	COLUMBIA UNIVERSITY	8(GG017143-19):2	425,826	
93.853	EXTRAMURAL RESEARCH PROGRAMS IN THE NEUROSCIENCES AND NEUROLOGICAL DISORDERS		PASS-THROUGH	COLUMBIA UNIVERSITY	A132253	15,483	
93.853	EXTRAMURAL RESEARCH PROGRAMS IN THE NEUROSCIENCES AND NEUROLOGICAL DISORDERS		PASS-THROUGH	COLUMBIA UNIVERSITY	A136331	84,420	
93.853	EXTRAMURAL RESEARCH PROGRAMS IN THE NEUROSCIENCES AND NEUROLOGICAL DISORDERS		PASS-THROUGH	COLUMBIA UNIVERSITY	A136439	37,563	
93.853	EXTRAMURAL RESEARCH PROGRAMS IN THE NEUROSCIENCES AND NEUROLOGICAL DISORDERS		PASS-THROUGH	COLUMBIA UNIVERSITY IRVING MEDICAL CENTER	1 GG016943-01	12,192	
93.853	EXTRAMURAL RESEARCH PROGRAMS IN THE NEUROSCIENCES AND NEUROLOGICAL DISORDERS		PASS-THROUGH	COLUMBIA UNIVERSITY IRVING MEDICAL CENTER	Sub 17(GG014929-07 (NS078059)	20,253	
93.853	EXTRAMURAL RESEARCH PROGRAMS IN THE NEUROSCIENCES AND NEUROLOGICAL DISORDERS		PASS-THROUGH	CORNELL UNIVERSITY	144679-21953	525,835	
93.853	EXTRAMURAL RESEARCH PROGRAMS IN THE NEUROSCIENCES AND NEUROLOGICAL DISORDERS		PASS-THROUGH	CORNELL UNIVERSITY	92493-22696	16,354	
93.853	EXTRAMURAL RESEARCH PROGRAMS IN THE NEUROSCIENCES AND NEUROLOGICAL DISORDERS		PASS-THROUGH	DARTMOUTH COLLEGE	R1597:01	217,231	
93.853	EXTRAMURAL RESEARCH PROGRAMS IN THE NEUROSCIENCES AND NEUROLOGICAL DISORDERS		PASS-THROUGH	DARTMOUTH COLLEGE	SUB R1070 (NS108809)	(872)	
93.853	EXTRAMURAL RESEARCH PROGRAMS IN THE NEUROSCIENCES AND NEUROLOGICAL DISORDERS		PASS-THROUGH	DIGNITY HEALTH	1033846UCSD (NS130492)	28,966	
93.853	EXTRAMURAL RESEARCH PROGRAMS IN THE NEUROSCIENCES AND NEUROLOGICAL DISORDERS		PASS-THROUGH	DIGNITY HEALTH	A137550	57,439	
93.853	EXTRAMURAL RESEARCH PROGRAMS IN THE NEUROSCIENCES AND NEUROLOGICAL DISORDERS		PASS-THROUGH	DUKE UNIVERSITY	A03-3120:4	33,790	
93.853	EXTRAMURAL RESEARCH PROGRAMS IN THE NEUROSCIENCES AND NEUROLOGICAL DISORDERS		PASS-THROUGH	DUKE UNIVERSITY	A03-3195:04	215,418	
93.853	EXTRAMURAL RESEARCH PROGRAMS IN THE NEUROSCIENCES AND NEUROLOGICAL DISORDERS		PASS-THROUGH	DUKE UNIVERSITY	A136162	(1,177)	
93.853	EXTRAMURAL RESEARCH PROGRAMS IN THE NEUROSCIENCES AND NEUROLOGICAL DISORDERS		PASS-THROUGH	DUKE UNIVERSITY	A137259	577,524	
93.853	EXTRAMURAL RESEARCH PROGRAMS IN THE NEUROSCIENCES AND NEUROLOGICAL DISORDERS		PASS-THROUGH	DUKE UNIVERSITY	Sub 303-000363 (NS111039)	69,684	
93.853	EXTRAMURAL RESEARCH PROGRAMS IN THE NEUROSCIENCES AND NEUROLOGICAL DISORDERS		PASS-THROUGH	DUKE UNIVERSITY	Sub A03-1445 (NS109401)	105	
93.853	EXTRAMURAL RESEARCH PROGRAMS IN THE NEUROSCIENCES AND NEUROLOGICAL DISORDERS		PASS-THROUGH	EMORY UNIVERSITY	A140541	95,647	
93.853	EXTRAMURAL RESEARCH PROGRAMS IN THE NEUROSCIENCES AND NEUROLOGICAL DISORDERS		PASS-THROUGH	EMORY UNIVERSITY	A140692	131,768	
93.853	EXTRAMURAL RESEARCH PROGRAMS IN THE NEUROSCIENCES AND NEUROLOGICAL DISORDERS		PASS-THROUGH	EMORY UNIVERSITY	A645710:1	375	
93.853	EXTRAMURAL RESEARCH PROGRAMS IN THE NEUROSCIENCES AND NEUROLOGICAL DISORDERS		PASS-THROUGH	EMORY UNIVERSITY	A704931:1	61,583	
93.853	EXTRAMURAL RESEARCH PROGRAMS IN THE NEUROSCIENCES AND NEUROLOGICAL DISORDERS		PASS-THROUGH	EMORY UNIVERSITY	A706934	16,252	
93.853	EXTRAMURAL RESEARCH PROGRAMS IN THE NEUROSCIENCES AND NEUROLOGICAL DISORDERS		PASS-THROUGH	EMORY UNIVERSITY	A908689	6,221	
93.853	EXTRAMURAL RESEARCH PROGRAMS IN THE NEUROSCIENCES AND NEUROLOGICAL DISORDERS		PASS-THROUGH	EMORY UNIVERSITY	SUB A275623 (NS116025)	108,950	

University of California
Schedule of Expenditures of Federal Awards

For the Fiscal Year Ended June 30, 2024
(Expressed in Whole Dollars)

Assistance Listing Number	Federal Program Title	Additional Award Identification	Direct / Pass Through	Agency or Pass Through Entity	Pass Through No. or Other Identifier	Federal Expenditures	Funds Passed Through to Subrecipients
93.853	EXTRAMURAL RESEARCH PROGRAMS IN THE NEUROSCIENCES AND NEUROLOGICAL DISORDERS		PASS-THROUGH	EMORY UNIVERSITY	SUB A364771 (NS088748)	36,159	
93.853	EXTRAMURAL RESEARCH PROGRAMS IN THE NEUROSCIENCES AND NEUROLOGICAL DISORDERS		PASS-THROUGH	GEORGE WASHINGTON UNIVERSITY	22-M25	3,895	
93.853	EXTRAMURAL RESEARCH PROGRAMS IN THE NEUROSCIENCES AND NEUROLOGICAL DISORDERS		PASS-THROUGH	GEORGE WASHINGTON UNIVERSITY	sub 21-M50 (NS124477)	4,243	
93.853	EXTRAMURAL RESEARCH PROGRAMS IN THE NEUROSCIENCES AND NEUROLOGICAL DISORDERS		PASS-THROUGH	GEORGETOWN UNIVERSITY	Sub 414703_GR424846-UCSD	(10,972)	
93.853	EXTRAMURAL RESEARCH PROGRAMS IN THE NEUROSCIENCES AND NEUROLOGICAL DISORDERS		PASS-THROUGH	GEORGETOWN UNIVERSITY	SUB 414775_GR414769-UCSD	74,881	
93.853	EXTRAMURAL RESEARCH PROGRAMS IN THE NEUROSCIENCES AND NEUROLOGICAL DISORDERS		PASS-THROUGH	GLADSTONE INSTITUTES	A138915	77,072	
93.853	EXTRAMURAL RESEARCH PROGRAMS IN THE NEUROSCIENCES AND NEUROLOGICAL DISORDERS		PASS-THROUGH	GLADSTONE INSTITUTES	Sub R2432-A (NS097976)	64,595	
93.853	EXTRAMURAL RESEARCH PROGRAMS IN THE NEUROSCIENCES AND NEUROLOGICAL DISORDERS		PASS-THROUGH	HARVARD UNIVERSITY	153407.5111711.0109	419,018	
93.853	EXTRAMURAL RESEARCH PROGRAMS IN THE NEUROSCIENCES AND NEUROLOGICAL DISORDERS		PASS-THROUGH	HUNTINGTON MEDICAL RESEARCH INSTITUTES	2755-19-01SB	70,972	
93.853	EXTRAMURAL RESEARCH PROGRAMS IN THE NEUROSCIENCES AND NEUROLOGICAL DISORDERS		PASS-THROUGH	ICAHN SCHOOL OF MEDICINE AT MOUNT SINAI	0255-C191-4609:5	18,460	
93.853	EXTRAMURAL RESEARCH PROGRAMS IN THE NEUROSCIENCES AND NEUROLOGICAL DISORDERS		PASS-THROUGH	ICAHN SCHOOL OF MEDICINE AT MOUNT SINAI	0255-F514-4609:2	855,999	
93.853	EXTRAMURAL RESEARCH PROGRAMS IN THE NEUROSCIENCES AND NEUROLOGICAL DISORDERS		PASS-THROUGH	ICAHN SCHOOL OF MEDICINE AT MOUNT SINAI	A138126	152,065	
93.853	EXTRAMURAL RESEARCH PROGRAMS IN THE NEUROSCIENCES AND NEUROLOGICAL DISORDERS		PASS-THROUGH	ICAHN SCHOOL OF MEDICINE AT MOUNT SINAI	A138159	561,976	
93.853	EXTRAMURAL RESEARCH PROGRAMS IN THE NEUROSCIENCES AND NEUROLOGICAL DISORDERS		PASS-THROUGH	ICAHN SCHOOL OF MEDICINE AT MOUNT SINAI	A138289	196,772	
93.853	EXTRAMURAL RESEARCH PROGRAMS IN THE NEUROSCIENCES AND NEUROLOGICAL DISORDERS		PASS-THROUGH	JOHNS HOPKINS UNIVERSITY	2005852691:2	7,281	
93.853	EXTRAMURAL RESEARCH PROGRAMS IN THE NEUROSCIENCES AND NEUROLOGICAL DISORDERS		PASS-THROUGH	JOHNS HOPKINS UNIVERSITY	A140100	377,357	
93.853	EXTRAMURAL RESEARCH PROGRAMS IN THE NEUROSCIENCES AND NEUROLOGICAL DISORDERS		PASS-THROUGH	JOHNS HOPKINS UNIVERSITY	U01NS122764	94,858	
93.853	EXTRAMURAL RESEARCH PROGRAMS IN THE NEUROSCIENCES AND NEUROLOGICAL DISORDERS		PASS-THROUGH	KENNEDY KRIEGER INSTITUTE	9000148	28,272	
93.853	EXTRAMURAL RESEARCH PROGRAMS IN THE NEUROSCIENCES AND NEUROLOGICAL DISORDERS		PASS-THROUGH	KENNEDY KRIEGER INSTITUTE	20190402:2	(54,760)	
93.853	EXTRAMURAL RESEARCH PROGRAMS IN THE NEUROSCIENCES AND NEUROLOGICAL DISORDERS		PASS-THROUGH	KENNEDY KRIEGER INSTITUTE	A133285	15,805	
93.853	EXTRAMURAL RESEARCH PROGRAMS IN THE NEUROSCIENCES AND NEUROLOGICAL DISORDERS		PASS-THROUGH	KENNEDY KRIEGER INSTITUTE	A139472	207,902	
93.853	EXTRAMURAL RESEARCH PROGRAMS IN THE NEUROSCIENCES AND NEUROLOGICAL DISORDERS		PASS-THROUGH	LOUISIANA STATE UNIVERSITY SYSTEM	20-90-003	22,734	
93.853	EXTRAMURAL RESEARCH PROGRAMS IN THE NEUROSCIENCES AND NEUROLOGICAL DISORDERS		PASS-THROUGH	LUDWIG INSTITUTE FOR CANCER RESEARCH	Sub 240630-05003 (NS027036)	(1,138)	
93.853	EXTRAMURAL RESEARCH PROGRAMS IN THE NEUROSCIENCES AND NEUROLOGICAL DISORDERS		PASS-THROUGH	LUNDQUIST INSTITUTE FOR BIOMEDICAL INNOVATION AT HARBOR-UCLA	PM-32068/PO#23000452	77,432	
93.853	EXTRAMURAL RESEARCH PROGRAMS IN THE NEUROSCIENCES AND NEUROLOGICAL DISORDERS		PASS-THROUGH	MAGNETIC TIDES, INC.	054269	176,506	
93.853	EXTRAMURAL RESEARCH PROGRAMS IN THE NEUROSCIENCES AND NEUROLOGICAL DISORDERS		PASS-THROUGH	MARQUETTE UNIVERSITY	A143662	3,401	
93.853	EXTRAMURAL RESEARCH PROGRAMS IN THE NEUROSCIENCES AND NEUROLOGICAL DISORDERS		PASS-THROUGH	MASSACHUSETTS INSTITUTE OF TECHNOLOGY	s6207	58,055	

University of California
Schedule of Expenditures of Federal Awards

For the Fiscal Year Ended June 30, 2024
(Expressed in Whole Dollars)

Assistance Listing Number	Federal Program Title	Additional Award Identification	Direct / Pass Through	Agency or Pass Through Entity	Pass Through No. or Other Identifier	Federal Expenditures	Funds Passed Through to Subrecipients
93.853	EXTRAMURAL RESEARCH PROGRAMS IN THE NEUROSCIENCES AND NEUROLOGICAL DISORDERS		PASS-THROUGH	MAX PLANCK FLORIDA CORPORATION	A143500	15,297	
93.853	EXTRAMURAL RESEARCH PROGRAMS IN THE NEUROSCIENCES AND NEUROLOGICAL DISORDERS		PASS-THROUGH	MAX PLANCK FLORIDA CORPORATION	UCD2024LT1	28,152	
93.853	EXTRAMURAL RESEARCH PROGRAMS IN THE NEUROSCIENCES AND NEUROLOGICAL DISORDERS		PASS-THROUGH	MAX PLANCK INSTITUTE FOR BIOLOGICAL INTELLIGENCE	UCB2024LT1	106,292	
93.853	EXTRAMURAL RESEARCH PROGRAMS IN THE NEUROSCIENCES AND NEUROLOGICAL DISORDERS		PASS-THROUGH	MAYO CLINIC/MAYO FOUNDATION FOR MEDICAL EDUCATION & RESEARCH	IRV-224063	5,735	
93.853	EXTRAMURAL RESEARCH PROGRAMS IN THE NEUROSCIENCES AND NEUROLOGICAL DISORDERS		PASS-THROUGH	MAYO CLINIC/MAYO FOUNDATION FOR MEDICAL EDUCATION & RESEARCH	REG-263585	31,458	
93.853	EXTRAMURAL RESEARCH PROGRAMS IN THE NEUROSCIENCES AND NEUROLOGICAL DISORDERS		PASS-THROUGH	MAYO CLINIC/MAYO FOUNDATION FOR MEDICAL EDUCATION & RESEARCH	Sub THE-270104; PO#P0001079	157,066	
93.853	EXTRAMURAL RESEARCH PROGRAMS IN THE NEUROSCIENCES AND NEUROLOGICAL DISORDERS		PASS-THROUGH	MAYO CLINIC/MAYO FOUNDATION FOR MEDICAL EDUCATION & RESEARCH	THE-224063:7	24,763	
93.853	EXTRAMURAL RESEARCH PROGRAMS IN THE NEUROSCIENCES AND NEUROLOGICAL DISORDERS		PASS-THROUGH	MAYO CLINIC/MAYO FOUNDATION FOR MEDICAL EDUCATION & RESEARCH	UCA-232463-01:2	(6,648)	
93.853	EXTRAMURAL RESEARCH PROGRAMS IN THE NEUROSCIENCES AND NEUROLOGICAL DISORDERS		PASS-THROUGH	MAYO CLINIC/MAYO FOUNDATION FOR MEDICAL EDUCATION & RESEARCH	UCA-288816-03	300,314	
93.853	EXTRAMURAL RESEARCH PROGRAMS IN THE NEUROSCIENCES AND NEUROLOGICAL DISORDERS		PASS-THROUGH	MAYO CLINIC/MAYO FOUNDATION FOR MEDICAL EDUCATION & RESEARCH	UCL-232483	312	
93.853	EXTRAMURAL RESEARCH PROGRAMS IN THE NEUROSCIENCES AND NEUROLOGICAL DISORDERS		PASS-THROUGH	METHODIST HOSPITAL RESEARCH INSTITUTE, THE	A131797	11,553	
93.853	EXTRAMURAL RESEARCH PROGRAMS IN THE NEUROSCIENCES AND NEUROLOGICAL DISORDERS		PASS-THROUGH	NAVEGA THERAPEUTICS, INC.	Sub 30179251 (NS112088)	(10,317)	
93.853	EXTRAMURAL RESEARCH PROGRAMS IN THE NEUROSCIENCES AND NEUROLOGICAL DISORDERS		PASS-THROUGH	NEURANO BIOSCIENCE LLC	NB-216645	68,476	
93.853	EXTRAMURAL RESEARCH PROGRAMS IN THE NEUROSCIENCES AND NEUROLOGICAL DISORDERS		PASS-THROUGH	NEUROPACE, INC.	A139136	246,256	
93.853	EXTRAMURAL RESEARCH PROGRAMS IN THE NEUROSCIENCES AND NEUROLOGICAL DISORDERS		PASS-THROUGH	NORTHWESTERN UNIVERSITY	60056762 UCI	135,164	
93.853	EXTRAMURAL RESEARCH PROGRAMS IN THE NEUROSCIENCES AND NEUROLOGICAL DISORDERS		PASS-THROUGH	NORTHWESTERN UNIVERSITY	60067656 UCLA	4,844	
93.853	EXTRAMURAL RESEARCH PROGRAMS IN THE NEUROSCIENCES AND NEUROLOGICAL DISORDERS		PASS-THROUGH	NORTHWESTERN UNIVERSITY	A135817	205,059	
93.853	EXTRAMURAL RESEARCH PROGRAMS IN THE NEUROSCIENCES AND NEUROLOGICAL DISORDERS		PASS-THROUGH	NORTHWESTERN UNIVERSITY	A142762	180,890	
93.853	EXTRAMURAL RESEARCH PROGRAMS IN THE NEUROSCIENCES AND NEUROLOGICAL DISORDERS		PASS-THROUGH	NYU LANGONE HEALTH SYSTEM	18-A0-00-1000533-01:	(46,923)	
93.853	EXTRAMURAL RESEARCH PROGRAMS IN THE NEUROSCIENCES AND NEUROLOGICAL DISORDERS		PASS-THROUGH	OHIO STATE UNIVERSITY	A139442	671,851	
93.853	EXTRAMURAL RESEARCH PROGRAMS IN THE NEUROSCIENCES AND NEUROLOGICAL DISORDERS		PASS-THROUGH	OHIO STATE UNIVERSITY	A140045	11,271	
93.853	EXTRAMURAL RESEARCH PROGRAMS IN THE NEUROSCIENCES AND NEUROLOGICAL DISORDERS		PASS-THROUGH	OREGON HEALTH & SCIENCE UNIVERSITY	1013078-005_UCLA:1	(10,932)	
93.853	EXTRAMURAL RESEARCH PROGRAMS IN THE NEUROSCIENCES AND NEUROLOGICAL DISORDERS		PASS-THROUGH	PALO ALTO VETERANS INSTITUTE FOR RESEARCH, INC.	CLA0042-02	145,869	
93.853	EXTRAMURAL RESEARCH PROGRAMS IN THE NEUROSCIENCES AND NEUROLOGICAL DISORDERS		PASS-THROUGH	PERCEPTION DYNAMICS INSTITUTE	Sub 30198183 (1R43NS132718-01)	138,350	
93.853	EXTRAMURAL RESEARCH PROGRAMS IN THE NEUROSCIENCES AND NEUROLOGICAL DISORDERS		PASS-THROUGH	PRINCETON UNIVERSITY	SUB0000768	306,217	
93.853	EXTRAMURAL RESEARCH PROGRAMS IN THE NEUROSCIENCES AND NEUROLOGICAL DISORDERS		PASS-THROUGH	RAFT PHARMACEUTICALS LLC	SUB 20192484 (NS113705)	1,333	
93.853	EXTRAMURAL RESEARCH PROGRAMS IN THE NEUROSCIENCES AND NEUROLOGICAL DISORDERS		PASS-THROUGH	RICE UNIVERSITY	A136152	273,656	

University of California
Schedule of Expenditures of Federal Awards

For the Fiscal Year Ended June 30, 2024
(Expressed in Whole Dollars)

Assistance Listing Number	Federal Program Title	Additional Award Identification	Direct / Pass Through	Agency or Pass Through Entity	Pass Through No. or Other Identifier	Federal Expenditures	Funds Passed Through to Subrecipients
93.853	EXTRAMURAL RESEARCH PROGRAMS IN THE NEUROSCIENCES AND NEUROLOGICAL DISORDERS		PASS-THROUGH	RICE UNIVERSITY	A142568	244,235	
93.853	EXTRAMURAL RESEARCH PROGRAMS IN THE NEUROSCIENCES AND NEUROLOGICAL DISORDERS		PASS-THROUGH	RICE UNIVERSITY	X03094077:1	318,024	
93.853	EXTRAMURAL RESEARCH PROGRAMS IN THE NEUROSCIENCES AND NEUROLOGICAL DISORDERS		PASS-THROUGH	SALK INSTITUTE FOR BIOLOGICAL STUDIES	A22-0016-S004	103,355	
93.853	EXTRAMURAL RESEARCH PROGRAMS IN THE NEUROSCIENCES AND NEUROLOGICAL DISORDERS		PASS-THROUGH	SALK INSTITUTE FOR BIOLOGICAL STUDIES	Sub A21-0028-S001 (NS115591)	16,102	
93.853	EXTRAMURAL RESEARCH PROGRAMS IN THE NEUROSCIENCES AND NEUROLOGICAL DISORDERS		PASS-THROUGH	SALK INSTITUTE FOR BIOLOGICAL STUDIES	Sub A24-0019-S001 (NS131914)	51,688	
93.853	EXTRAMURAL RESEARCH PROGRAMS IN THE NEUROSCIENCES AND NEUROLOGICAL DISORDERS		PASS-THROUGH	SALK INSTITUTE FOR BIOLOGICAL STUDIES	Sub P1015431 (NS104368)	276,421	
93.853	EXTRAMURAL RESEARCH PROGRAMS IN THE NEUROSCIENCES AND NEUROLOGICAL DISORDERS		PASS-THROUGH	SANFORD BURNHAM PREBYS MEDICAL DISCOVERY INSTITUTE	Sub 60845-13183-UCSD	117,250	
93.853	EXTRAMURAL RESEARCH PROGRAMS IN THE NEUROSCIENCES AND NEUROLOGICAL DISORDERS		PASS-THROUGH	SAVANNA BIOTHERAPEUTICS, INC.	N-219885	80	
93.853	EXTRAMURAL RESEARCH PROGRAMS IN THE NEUROSCIENCES AND NEUROLOGICAL DISORDERS		PASS-THROUGH	SAVANNA BIOTHERAPEUTICS, INC.	N-220857	36,117	
93.853	EXTRAMURAL RESEARCH PROGRAMS IN THE NEUROSCIENCES AND NEUROLOGICAL DISORDERS		PASS-THROUGH	SEATTLE INSTITUTE FOR BIOMEDICAL AND CLIN RESEARCH	Sub IJ23A-UCSD-1 (NS129573)	17,721	
93.853	EXTRAMURAL RESEARCH PROGRAMS IN THE NEUROSCIENCES AND NEUROLOGICAL DISORDERS		PASS-THROUGH	SEATTLE INSTITUTE FOR BIOMEDICAL AND CLIN RESEARCH	Sub PE165-UCSD-1 (NS128966)	73,844	
93.853	EXTRAMURAL RESEARCH PROGRAMS IN THE NEUROSCIENCES AND NEUROLOGICAL DISORDERS		PASS-THROUGH	SNJ PHARMA INC.	1R43NS125756-01	(18,576)	
93.853	EXTRAMURAL RESEARCH PROGRAMS IN THE NEUROSCIENCES AND NEUROLOGICAL DISORDERS		PASS-THROUGH	SPIKEGADGETS, LLC	A140943	64,506	
93.853	EXTRAMURAL RESEARCH PROGRAMS IN THE NEUROSCIENCES AND NEUROLOGICAL DISORDERS		PASS-THROUGH	STANFORD UNIVERSITY	62537895-197703	121,918	
93.853	EXTRAMURAL RESEARCH PROGRAMS IN THE NEUROSCIENCES AND NEUROLOGICAL DISORDERS		PASS-THROUGH	STANFORD UNIVERSITY	62578906-195082	80,745	
93.853	EXTRAMURAL RESEARCH PROGRAMS IN THE NEUROSCIENCES AND NEUROLOGICAL DISORDERS		PASS-THROUGH	STANFORD UNIVERSITY	62696336-209158:02	98,779	
93.853	EXTRAMURAL RESEARCH PROGRAMS IN THE NEUROSCIENCES AND NEUROLOGICAL DISORDERS		PASS-THROUGH	STANFORD UNIVERSITY	62696337-209158	49,135	
93.853	EXTRAMURAL RESEARCH PROGRAMS IN THE NEUROSCIENCES AND NEUROLOGICAL DISORDERS		PASS-THROUGH	STANFORD UNIVERSITY	62762174-224206	(4)	
93.853	EXTRAMURAL RESEARCH PROGRAMS IN THE NEUROSCIENCES AND NEUROLOGICAL DISORDERS		PASS-THROUGH	SYNAPTICURE, INC.	A139454	385,976	
93.853	EXTRAMURAL RESEARCH PROGRAMS IN THE NEUROSCIENCES AND NEUROLOGICAL DISORDERS		PASS-THROUGH	TEMPLE UNIVERSITY	Sub 261426-UCSD (NS105961)	17,424	
93.853	EXTRAMURAL RESEARCH PROGRAMS IN THE NEUROSCIENCES AND NEUROLOGICAL DISORDERS		PASS-THROUGH	THE CHILDREN'S HOSPITAL CORPORATION	GENFD0002117161:4	62,199	
93.853	EXTRAMURAL RESEARCH PROGRAMS IN THE NEUROSCIENCES AND NEUROLOGICAL DISORDERS		PASS-THROUGH	THE CHILDREN'S HOSPITAL CORPORATION	GENFD0002117162	15,158	
93.853	EXTRAMURAL RESEARCH PROGRAMS IN THE NEUROSCIENCES AND NEUROLOGICAL DISORDERS		PASS-THROUGH	THE CHILDREN'S HOSPITAL CORPORATION	GENFD0002117404:4	24,492	
93.853	EXTRAMURAL RESEARCH PROGRAMS IN THE NEUROSCIENCES AND NEUROLOGICAL DISORDERS		PASS-THROUGH	THE CHILDREN'S HOSPITAL CORPORATION	GENFD0002117405:4	2,695	
93.853	EXTRAMURAL RESEARCH PROGRAMS IN THE NEUROSCIENCES AND NEUROLOGICAL DISORDERS		PASS-THROUGH	THE GENERAL HOSPITAL CORPORATI	NN110	2,354	
93.853	EXTRAMURAL RESEARCH PROGRAMS IN THE NEUROSCIENCES AND NEUROLOGICAL DISORDERS		PASS-THROUGH	THE GENERAL HOSPITAL CORPORATI	NN111	13,219	
93.853	EXTRAMURAL RESEARCH PROGRAMS IN THE NEUROSCIENCES AND NEUROLOGICAL DISORDERS		PASS-THROUGH	THE GENERAL HOSPITAL CORPORATION	239322	(7,988)	

University of California
Schedule of Expenditures of Federal Awards

For the Fiscal Year Ended June 30, 2024
(Expressed in Whole Dollars)

Assistance Listing Number	Federal Program Title	Additional Award Identification	Direct / Pass Through	Agency or Pass Through Entity	Pass Through No. or Other Identifier	Federal Expenditures	Funds Passed Through to Subrecipients
93.853	EXTRAMURAL RESEARCH PROGRAMS IN THE NEUROSCIENCES AND NEUROLOGICAL DISORDERS		PASS-THROUGH	THE GENERAL HOSPITAL CORPORATION	242639	78,134	
93.853	EXTRAMURAL RESEARCH PROGRAMS IN THE NEUROSCIENCES AND NEUROLOGICAL DISORDERS		PASS-THROUGH	THE GENERAL HOSPITAL CORPORATION	243090	11,972	
93.853	EXTRAMURAL RESEARCH PROGRAMS IN THE NEUROSCIENCES AND NEUROLOGICAL DISORDERS		PASS-THROUGH	THE GENERAL HOSPITAL CORPORATION	232364:7	153,240	
93.853	EXTRAMURAL RESEARCH PROGRAMS IN THE NEUROSCIENCES AND NEUROLOGICAL DISORDERS		PASS-THROUGH	THE GENERAL HOSPITAL CORPORATION	235400:03	6,043	
93.853	EXTRAMURAL RESEARCH PROGRAMS IN THE NEUROSCIENCES AND NEUROLOGICAL DISORDERS		PASS-THROUGH	THE GENERAL HOSPITAL CORPORATION	235400:06	428,724	
93.853	EXTRAMURAL RESEARCH PROGRAMS IN THE NEUROSCIENCES AND NEUROLOGICAL DISORDERS		PASS-THROUGH	THE GENERAL HOSPITAL CORPORATION	A133695	71,194	
93.853	EXTRAMURAL RESEARCH PROGRAMS IN THE NEUROSCIENCES AND NEUROLOGICAL DISORDERS		PASS-THROUGH	THE GENERAL HOSPITAL CORPORATION	SUB 235400(NS115388)	1,020,731	
93.853	EXTRAMURAL RESEARCH PROGRAMS IN THE NEUROSCIENCES AND NEUROLOGICAL DISORDERS		PASS-THROUGH	THE GENERAL HOSPITAL CORPORATION	U01NS114001	(819)	
93.853	EXTRAMURAL RESEARCH PROGRAMS IN THE NEUROSCIENCES AND NEUROLOGICAL DISORDERS		PASS-THROUGH	THE GENERAL HOSPITAL CORPORATION	U01NS120901	4,496	
93.853	EXTRAMURAL RESEARCH PROGRAMS IN THE NEUROSCIENCES AND NEUROLOGICAL DISORDERS		PASS-THROUGH	THE SCRIPPS RESEARCH INSTITUTE	SUB - 5-54487 (NS087026)	96,116	
93.853	EXTRAMURAL RESEARCH PROGRAMS IN THE NEUROSCIENCES AND NEUROLOGICAL DISORDERS		PASS-THROUGH	THE SCRIPPS RESEARCH INSTITUTE	Sub 5-54569 (NS122098)	39,831	
93.853	EXTRAMURAL RESEARCH PROGRAMS IN THE NEUROSCIENCES AND NEUROLOGICAL DISORDERS		PASS-THROUGH	THE UNIVERSITY OF ALABAMA	Sub A22-0399-S001 (NS123196)	23,992	
93.853	EXTRAMURAL RESEARCH PROGRAMS IN THE NEUROSCIENCES AND NEUROLOGICAL DISORDERS		PASS-THROUGH	THE UNIVERSITY OF ALABAMA AT BIRMINGHAM	1R01NS127424-01A1	105,629	
93.853	EXTRAMURAL RESEARCH PROGRAMS IN THE NEUROSCIENCES AND NEUROLOGICAL DISORDERS		PASS-THROUGH	UNANDUP, LLC	Sub (NIH-1R44NS132605-01)	10,640	
93.853	EXTRAMURAL RESEARCH PROGRAMS IN THE NEUROSCIENCES AND NEUROLOGICAL DISORDERS		PASS-THROUGH	UNIVERSITY AT BUFFALO (A STATE UNIVERSITY OF NEW YORK CAMPUS	R1317019	9,826	
93.853	EXTRAMURAL RESEARCH PROGRAMS IN THE NEUROSCIENCES AND NEUROLOGICAL DISORDERS		PASS-THROUGH	UNIVERSITY OF ARIZONA	578509	111,852	
93.853	EXTRAMURAL RESEARCH PROGRAMS IN THE NEUROSCIENCES AND NEUROLOGICAL DISORDERS		PASS-THROUGH	UNIVERSITY OF ARIZONA	713042	42,709	
93.853	EXTRAMURAL RESEARCH PROGRAMS IN THE NEUROSCIENCES AND NEUROLOGICAL DISORDERS		PASS-THROUGH	UNIVERSITY OF ARIZONA	R01NS076856	8,792	
93.853	EXTRAMURAL RESEARCH PROGRAMS IN THE NEUROSCIENCES AND NEUROLOGICAL DISORDERS		PASS-THROUGH	UNIVERSITY OF CHICAGO	A141217	36,200	
93.853	EXTRAMURAL RESEARCH PROGRAMS IN THE NEUROSCIENCES AND NEUROLOGICAL DISORDERS		PASS-THROUGH	UNIVERSITY OF CINCINNATI	010785-133897	4,738	
93.853	EXTRAMURAL RESEARCH PROGRAMS IN THE NEUROSCIENCES AND NEUROLOGICAL DISORDERS		PASS-THROUGH	UNIVERSITY OF CINCINNATI	011266-127986	(58)	
93.853	EXTRAMURAL RESEARCH PROGRAMS IN THE NEUROSCIENCES AND NEUROLOGICAL DISORDERS		PASS-THROUGH	UNIVERSITY OF CINCINNATI	011337-127986:2	19,749	
93.853	EXTRAMURAL RESEARCH PROGRAMS IN THE NEUROSCIENCES AND NEUROLOGICAL DISORDERS		PASS-THROUGH	UNIVERSITY OF CINCINNATI	011337-133897	8,411	
93.853	EXTRAMURAL RESEARCH PROGRAMS IN THE NEUROSCIENCES AND NEUROLOGICAL DISORDERS		PASS-THROUGH	UNIVERSITY OF CINCINNATI	011337-139258	455,428	
93.853	EXTRAMURAL RESEARCH PROGRAMS IN THE NEUROSCIENCES AND NEUROLOGICAL DISORDERS		PASS-THROUGH	UNIVERSITY OF CINCINNATI	011414-Adm-Cramer:4	31,992	
93.853	EXTRAMURAL RESEARCH PROGRAMS IN THE NEUROSCIENCES AND NEUROLOGICAL DISORDERS		PASS-THROUGH	UNIVERSITY OF CINCINNATI	011414-Adm-Saver:10	19,875	
93.853	EXTRAMURAL RESEARCH PROGRAMS IN THE NEUROSCIENCES AND NEUROLOGICAL DISORDERS		PASS-THROUGH	UNIVERSITY OF CINCINNATI	012043-127986:2	7,564	

University of California
Schedule of Expenditures of Federal Awards

For the Fiscal Year Ended June 30, 2024
(Expressed in Whole Dollars)

Assistance Listing Number	Federal Program Title	Additional Award Identification	Direct / Pass Through	Agency or Pass Through Entity	Pass Through No. or Other Identifier	Federal Expenditures	Funds Passed Through to Subrecipients
93.853	EXTRAMURAL RESEARCH PROGRAMS IN THE NEUROSCIENCES AND NEUROLOGICAL DISORDERS		PASS-THROUGH	UNIVERSITY OF CINCINNATI	012043-133897	39,779	
93.853	EXTRAMURAL RESEARCH PROGRAMS IN THE NEUROSCIENCES AND NEUROLOGICAL DISORDERS		PASS-THROUGH	UNIVERSITY OF CINCINNATI	012044-133897	3,988	
93.853	EXTRAMURAL RESEARCH PROGRAMS IN THE NEUROSCIENCES AND NEUROLOGICAL DISORDERS		PASS-THROUGH	UNIVERSITY OF CINCINNATI	012765-127986:1	1,561	
93.853	EXTRAMURAL RESEARCH PROGRAMS IN THE NEUROSCIENCES AND NEUROLOGICAL DISORDERS		PASS-THROUGH	UNIVERSITY OF CINCINNATI	013381-00030:2	272,647	
93.853	EXTRAMURAL RESEARCH PROGRAMS IN THE NEUROSCIENCES AND NEUROLOGICAL DISORDERS		PASS-THROUGH	UNIVERSITY OF CINCINNATI	013888-127986	5,005	
93.853	EXTRAMURAL RESEARCH PROGRAMS IN THE NEUROSCIENCES AND NEUROLOGICAL DISORDERS		PASS-THROUGH	UNIVERSITY OF CINCINNATI	013888-133897	5,625	
93.853	EXTRAMURAL RESEARCH PROGRAMS IN THE NEUROSCIENCES AND NEUROLOGICAL DISORDERS		PASS-THROUGH	UNIVERSITY OF CINCINNATI	014059-133897	(1,112)	
93.853	EXTRAMURAL RESEARCH PROGRAMS IN THE NEUROSCIENCES AND NEUROLOGICAL DISORDERS		PASS-THROUGH	UNIVERSITY OF CINCINNATI	015718-Adm-Albala	25,447	
93.853	EXTRAMURAL RESEARCH PROGRAMS IN THE NEUROSCIENCES AND NEUROLOGICAL DISORDERS		PASS-THROUGH	UNIVERSITY OF CINCINNATI	015718-ADM-Cramer	19,944	
93.853	EXTRAMURAL RESEARCH PROGRAMS IN THE NEUROSCIENCES AND NEUROLOGICAL DISORDERS		PASS-THROUGH	UNIVERSITY OF CINCINNATI	A130901	1,758	
93.853	EXTRAMURAL RESEARCH PROGRAMS IN THE NEUROSCIENCES AND NEUROLOGICAL DISORDERS		PASS-THROUGH	UNIVERSITY OF CINCINNATI	A132824	1,417	
93.853	EXTRAMURAL RESEARCH PROGRAMS IN THE NEUROSCIENCES AND NEUROLOGICAL DISORDERS		PASS-THROUGH	UNIVERSITY OF CINCINNATI	A132849	5,166	
93.853	EXTRAMURAL RESEARCH PROGRAMS IN THE NEUROSCIENCES AND NEUROLOGICAL DISORDERS		PASS-THROUGH	UNIVERSITY OF CINCINNATI	A132882	30,163	
93.853	EXTRAMURAL RESEARCH PROGRAMS IN THE NEUROSCIENCES AND NEUROLOGICAL DISORDERS		PASS-THROUGH	UNIVERSITY OF CINCINNATI	A134336	672	
93.853	EXTRAMURAL RESEARCH PROGRAMS IN THE NEUROSCIENCES AND NEUROLOGICAL DISORDERS		PASS-THROUGH	UNIVERSITY OF CINCINNATI	A134622	9,400	
93.853	EXTRAMURAL RESEARCH PROGRAMS IN THE NEUROSCIENCES AND NEUROLOGICAL DISORDERS		PASS-THROUGH	UNIVERSITY OF CINCINNATI	A135656	1,357	
93.853	EXTRAMURAL RESEARCH PROGRAMS IN THE NEUROSCIENCES AND NEUROLOGICAL DISORDERS		PASS-THROUGH	UNIVERSITY OF CINCINNATI	A138626	2,991	
93.853	EXTRAMURAL RESEARCH PROGRAMS IN THE NEUROSCIENCES AND NEUROLOGICAL DISORDERS		PASS-THROUGH	UNIVERSITY OF CINCINNATI	A142358	280	
93.853	EXTRAMURAL RESEARCH PROGRAMS IN THE NEUROSCIENCES AND NEUROLOGICAL DISORDERS		PASS-THROUGH	UNIVERSITY OF COLORADO SYSTEM	FY21.620.008:FY23.62	25,601	
93.853	EXTRAMURAL RESEARCH PROGRAMS IN THE NEUROSCIENCES AND NEUROLOGICAL DISORDERS		PASS-THROUGH	UNIVERSITY OF FLORIDA	A137423	35,855	
93.853	EXTRAMURAL RESEARCH PROGRAMS IN THE NEUROSCIENCES AND NEUROLOGICAL DISORDERS		PASS-THROUGH	UNIVERSITY OF FLORIDA	SUB00002739 (NS111680)	259	
93.853	EXTRAMURAL RESEARCH PROGRAMS IN THE NEUROSCIENCES AND NEUROLOGICAL DISORDERS		PASS-THROUGH	UNIVERSITY OF FLORIDA	SUB00003374:1	177,909	
93.853	EXTRAMURAL RESEARCH PROGRAMS IN THE NEUROSCIENCES AND NEUROLOGICAL DISORDERS		PASS-THROUGH	UNIVERSITY OF GEORGIA	SUB00002775	85,603	
93.853	EXTRAMURAL RESEARCH PROGRAMS IN THE NEUROSCIENCES AND NEUROLOGICAL DISORDERS		PASS-THROUGH	UNIVERSITY OF IOWA	S01177-03	226,532	
93.853	EXTRAMURAL RESEARCH PROGRAMS IN THE NEUROSCIENCES AND NEUROLOGICAL DISORDERS		PASS-THROUGH	UNIVERSITY OF IOWA	S03327-01:01	35,036	
93.853	EXTRAMURAL RESEARCH PROGRAMS IN THE NEUROSCIENCES AND NEUROLOGICAL DISORDERS		PASS-THROUGH	UNIVERSITY OF MARYLAND, COLLEGE PARK	Sub 20853 Request: 2765	46,315	
93.853	EXTRAMURAL RESEARCH PROGRAMS IN THE NEUROSCIENCES AND NEUROLOGICAL DISORDERS		PASS-THROUGH	UNIVERSITY OF MASSACHUSETTS AMHERST	22-016731 A00	106,579	

University of California
Schedule of Expenditures of Federal Awards

For the Fiscal Year Ended June 30, 2024
(Expressed in Whole Dollars)

Assistance Listing Number	Federal Program Title	Additional Award Identification	Direct / Pass Through	Agency or Pass Through Entity	Pass Through No. or Other Identifier	Federal Expenditures	Funds Passed Through to Subrecipients
93.853	EXTRAMURAL RESEARCH PROGRAMS IN THE NEUROSCIENCES AND NEUROLOGICAL DISORDERS		PASS-THROUGH	UNIVERSITY OF MIAMI	OS00000257:8	(254)	
93.853	EXTRAMURAL RESEARCH PROGRAMS IN THE NEUROSCIENCES AND NEUROLOGICAL DISORDERS		PASS-THROUGH	UNIVERSITY OF MICHIGAN	A136330	308,007	
93.853	EXTRAMURAL RESEARCH PROGRAMS IN THE NEUROSCIENCES AND NEUROLOGICAL DISORDERS		PASS-THROUGH	UNIVERSITY OF MICHIGAN	A139272	12,730	
93.853	EXTRAMURAL RESEARCH PROGRAMS IN THE NEUROSCIENCES AND NEUROLOGICAL DISORDERS		PASS-THROUGH	UNIVERSITY OF MICHIGAN	SUBK00011821	275,633	
93.853	EXTRAMURAL RESEARCH PROGRAMS IN THE NEUROSCIENCES AND NEUROLOGICAL DISORDERS		PASS-THROUGH	UNIVERSITY OF MICHIGAN	SUBK10418CSPR-002	56,312	
93.853	EXTRAMURAL RESEARCH PROGRAMS IN THE NEUROSCIENCES AND NEUROLOGICAL DISORDERS		PASS-THROUGH	UNIVERSITY OF MINNESOTA	Sub N009539501 (NS127266)	171,793	
93.853	EXTRAMURAL RESEARCH PROGRAMS IN THE NEUROSCIENCES AND NEUROLOGICAL DISORDERS		PASS-THROUGH	UNIVERSITY OF NEVADA, RENO	Sub UNR-24-40 (NS119980)	35,206	
93.853	EXTRAMURAL RESEARCH PROGRAMS IN THE NEUROSCIENCES AND NEUROLOGICAL DISORDERS		PASS-THROUGH	UNIVERSITY OF PENNSYLVANIA	588094	47,897	
93.853	EXTRAMURAL RESEARCH PROGRAMS IN THE NEUROSCIENCES AND NEUROLOGICAL DISORDERS		PASS-THROUGH	UNIVERSITY OF PENNSYLVANIA	A134478	71,001	
93.853	EXTRAMURAL RESEARCH PROGRAMS IN THE NEUROSCIENCES AND NEUROLOGICAL DISORDERS		PASS-THROUGH	UNIVERSITY OF PENNSYLVANIA	A134635	13,472	
93.853	EXTRAMURAL RESEARCH PROGRAMS IN THE NEUROSCIENCES AND NEUROLOGICAL DISORDERS		PASS-THROUGH	UNIVERSITY OF PENNSYLVANIA	A136476	48,071	
93.853	EXTRAMURAL RESEARCH PROGRAMS IN THE NEUROSCIENCES AND NEUROLOGICAL DISORDERS		PASS-THROUGH	UNIVERSITY OF PENNSYLVANIA	A138168	71,220	
93.853	EXTRAMURAL RESEARCH PROGRAMS IN THE NEUROSCIENCES AND NEUROLOGICAL DISORDERS		PASS-THROUGH	UNIVERSITY OF PENNSYLVANIA	A142417	393,495	
93.853	EXTRAMURAL RESEARCH PROGRAMS IN THE NEUROSCIENCES AND NEUROLOGICAL DISORDERS		PASS-THROUGH	UNIVERSITY OF PENNSYLVANIA	Sub 579752(NS114140)	42,745	
93.853	EXTRAMURAL RESEARCH PROGRAMS IN THE NEUROSCIENCES AND NEUROLOGICAL DISORDERS		PASS-THROUGH	UNIVERSITY OF PITTSBURGH	3RF1NS121913-01S01	205,315	
93.853	EXTRAMURAL RESEARCH PROGRAMS IN THE NEUROSCIENCES AND NEUROLOGICAL DISORDERS		PASS-THROUGH	UNIVERSITY OF PITTSBURGH	A142486	28,546	
93.853	EXTRAMURAL RESEARCH PROGRAMS IN THE NEUROSCIENCES AND NEUROLOGICAL DISORDERS		PASS-THROUGH	UNIVERSITY OF PITTSBURGH	Sub AWD00006239	24,516	
93.853	EXTRAMURAL RESEARCH PROGRAMS IN THE NEUROSCIENCES AND NEUROLOGICAL DISORDERS		PASS-THROUGH	UNIVERSITY OF ROCHESTER	417791:6	(3,536)	
93.853	EXTRAMURAL RESEARCH PROGRAMS IN THE NEUROSCIENCES AND NEUROLOGICAL DISORDERS		PASS-THROUGH	UNIVERSITY OF SOUTHERN CALIFORNIA	85744618	7,436	
93.853	EXTRAMURAL RESEARCH PROGRAMS IN THE NEUROSCIENCES AND NEUROLOGICAL DISORDERS		PASS-THROUGH	UNIVERSITY OF SOUTHERN CALIFORNIA	137449716	(61,462)	
93.853	EXTRAMURAL RESEARCH PROGRAMS IN THE NEUROSCIENCES AND NEUROLOGICAL DISORDERS		PASS-THROUGH	UNIVERSITY OF SOUTHERN CALIFORNIA	132606203:4	19,367	
93.853	EXTRAMURAL RESEARCH PROGRAMS IN THE NEUROSCIENCES AND NEUROLOGICAL DISORDERS		PASS-THROUGH	UNIVERSITY OF SOUTHERN CALIFORNIA	84718050:16	22,184	
93.853	EXTRAMURAL RESEARCH PROGRAMS IN THE NEUROSCIENCES AND NEUROLOGICAL DISORDERS		PASS-THROUGH	UNIVERSITY OF SOUTHERN CALIFORNIA	A141516	800,279	
93.853	EXTRAMURAL RESEARCH PROGRAMS IN THE NEUROSCIENCES AND NEUROLOGICAL DISORDERS		PASS-THROUGH	UNIVERSITY OF SOUTHERN CALIFORNIA	SCON-00002666:1	102,711	
93.853	EXTRAMURAL RESEARCH PROGRAMS IN THE NEUROSCIENCES AND NEUROLOGICAL DISORDERS		PASS-THROUGH	UNIVERSITY OF SOUTHERN CALIFORNIA	SCON-00005012	25,065	
93.853	EXTRAMURAL RESEARCH PROGRAMS IN THE NEUROSCIENCES AND NEUROLOGICAL DISORDERS		PASS-THROUGH	UNIVERSITY OF SOUTHERN CALIFORNIA	SCON-00005671	76,497	
93.853	EXTRAMURAL RESEARCH PROGRAMS IN THE NEUROSCIENCES AND NEUROLOGICAL DISORDERS		PASS-THROUGH	UNIVERSITY OF TEXAS AT AUSTIN	SUB UTA20-001072 (NS116377)	(22,741)	

University of California
Schedule of Expenditures of Federal Awards

For the Fiscal Year Ended June 30, 2024
(Expressed in Whole Dollars)

Assistance Listing Number	Federal Program Title	Additional Award Identification	Direct / Pass Through	Agency or Pass Through Entity	Pass Through No. or Other Identifier	Federal Expenditures	Funds Passed Through to Subrecipients
93.853	EXTRAMURAL RESEARCH PROGRAMS IN THE NEUROSCIENCES AND NEUROLOGICAL DISORDERS		PASS-THROUGH	UNIVERSITY OF TEXAS HEALTH SCIENCE CENTER AT HOUSTON	SA0000791	2,497	
93.853	EXTRAMURAL RESEARCH PROGRAMS IN THE NEUROSCIENCES AND NEUROLOGICAL DISORDERS		PASS-THROUGH	UNIVERSITY OF TEXAS HEALTH SCIENCE CENTER AT HOUSTON	SA0001495:4	727	
93.853	EXTRAMURAL RESEARCH PROGRAMS IN THE NEUROSCIENCES AND NEUROLOGICAL DISORDERS		PASS-THROUGH	UNIVERSITY OF TEXAS SOUTHWESTERN MEDICAL CENTER	GMO: 210903 PO: 0000002063	120,361	
93.853	EXTRAMURAL RESEARCH PROGRAMS IN THE NEUROSCIENCES AND NEUROLOGICAL DISORDERS		PASS-THROUGH	UNIVERSITY OF TEXAS SOUTHWESTERN MEDICAL CENTER	GMO241102 PO0000003168	188,191	
93.853	EXTRAMURAL RESEARCH PROGRAMS IN THE NEUROSCIENCES AND NEUROLOGICAL DISORDERS		PASS-THROUGH	UNIVERSITY OF VERMONT	32808SUB52599	149,607	
93.853	EXTRAMURAL RESEARCH PROGRAMS IN THE NEUROSCIENCES AND NEUROLOGICAL DISORDERS		PASS-THROUGH	UNIVERSITY OF VERMONT	AWD00000566SUB000002	2,499	
93.853	EXTRAMURAL RESEARCH PROGRAMS IN THE NEUROSCIENCES AND NEUROLOGICAL DISORDERS		PASS-THROUGH	UNIVERSITY OF WASHINGTON	BPO35181 UWSC10779	83,286	33,439
93.853	EXTRAMURAL RESEARCH PROGRAMS IN THE NEUROSCIENCES AND NEUROLOGICAL DISORDERS		PASS-THROUGH	UNIVERSITY OF WASHINGTON	SUB - UWSC12408 (NS108934)	109,234	
93.853	EXTRAMURAL RESEARCH PROGRAMS IN THE NEUROSCIENCES AND NEUROLOGICAL DISORDERS		PASS-THROUGH	UNIVERSITY OF WASHINGTON	UWSC13087 BPO67562	35,097	
93.853	EXTRAMURAL RESEARCH PROGRAMS IN THE NEUROSCIENCES AND NEUROLOGICAL DISORDERS		PASS-THROUGH	UNIVERSITY OF WASHINGTON	UWSC13989	279,115	
93.853	EXTRAMURAL RESEARCH PROGRAMS IN THE NEUROSCIENCES AND NEUROLOGICAL DISORDERS		PASS-THROUGH	UNIVERSITY OF WISCONSIN-MADISON	R01NS110719	62,361	
93.853	EXTRAMURAL RESEARCH PROGRAMS IN THE NEUROSCIENCES AND NEUROLOGICAL DISORDERS		PASS-THROUGH	UNIVERSITY OF WISCONSIN-MADISON	SUB 818K484 (NS103844)	3,289	
93.853	EXTRAMURAL RESEARCH PROGRAMS IN THE NEUROSCIENCES AND NEUROLOGICAL DISORDERS		PASS-THROUGH	UNIVERSITY OF WISCONSIN-MADISON	SUB 847K836 (NS109486)	18,318	
93.853	EXTRAMURAL RESEARCH PROGRAMS IN THE NEUROSCIENCES AND NEUROLOGICAL DISORDERS		PASS-THROUGH	VETERANS MEDICAL RESEARCH FOUNDATION OF SAN DIEGO	VPA SHAHIDI, BAHAR 322777	(90)	
93.853	EXTRAMURAL RESEARCH PROGRAMS IN THE NEUROSCIENCES AND NEUROLOGICAL DISORDERS		PASS-THROUGH	VIRGINIA COMMONWEALTH UNIVERSITY	FP00017049-SA005	5,439	
93.853	EXTRAMURAL RESEARCH PROGRAMS IN THE NEUROSCIENCES AND NEUROLOGICAL DISORDERS		PASS-THROUGH	VIVANI MEDICAL, INC.	20190428:7	135,340	
93.853	EXTRAMURAL RESEARCH PROGRAMS IN THE NEUROSCIENCES AND NEUROLOGICAL DISORDERS		PASS-THROUGH	WASHINGTON UNIVERSITY IN ST. LOUIS	WU-23-0430:1	6,591	
93.853	EXTRAMURAL RESEARCH PROGRAMS IN THE NEUROSCIENCES AND NEUROLOGICAL DISORDERS		PASS-THROUGH	WASHINGTON UNIVERSITY IN ST. LOUIS	WU-24-0259	78,500	
93.853	EXTRAMURAL RESEARCH PROGRAMS IN THE NEUROSCIENCES AND NEUROLOGICAL DISORDERS		PASS-THROUGH	WASHINGTON UNIVERSITY IN ST. LOUIS	WU-24-0300	83,349	
93.853	EXTRAMURAL RESEARCH PROGRAMS IN THE NEUROSCIENCES AND NEUROLOGICAL DISORDERS		PASS-THROUGH	WEILL MEDICAL COLLEGE OF CORNELL UNIVERSITY	A142002	128,501	
93.853	EXTRAMURAL RESEARCH PROGRAMS IN THE NEUROSCIENCES AND NEUROLOGICAL DISORDERS		PASS-THROUGH	WINSANTOR INC	Subaward None (NS120354)	37,771	
93.853	EXTRAMURAL RESEARCH PROGRAMS IN THE NEUROSCIENCES AND NEUROLOGICAL DISORDERS		PASS-THROUGH	YESHIVA UNIVERSITY	312451	372,531	
93.853	EXTRAMURAL RESEARCH PROGRAMS IN THE NEUROSCIENCES AND NEUROLOGICAL DISORDERS		PASS-THROUGH	YESHIVA UNIVERSITY	312481:3	231,036	
93.855	ALLERGY AND INFECTIOUS DISEASES RESEARCH	COVID-19	DIRECT	DEPARTMENT OF HEALTH AND HUMAN SERVICES (HHS)		128,028	
93.855	ALLERGY AND INFECTIOUS DISEASES RESEARCH		DIRECT	DEPARTMENT OF HEALTH AND HUMAN SERVICES (HHS)		470,038,093	124,798,443
93.855	ALLERGY AND INFECTIOUS DISEASES RESEARCH		PASS-THROUGH	ACCESS TO ADVANCED HEALTH INSTITUTE	75N93019C00059NV1190	290,209	
93.855	ALLERGY AND INFECTIOUS DISEASES RESEARCH		PASS-THROUGH	ALBERTA CHILDREN'S HOSPITAL FOUNDATION	Sub 30076206 (AI165327)	25,477	
93.855	ALLERGY AND INFECTIOUS DISEASES RESEARCH		PASS-THROUGH	ARKANSAS CHILDREN'S HOSPITAL RESEARCH INSTITUTE	sub 034067 - UCSD Broide	(1,954)	
93.855	ALLERGY AND INFECTIOUS DISEASES RESEARCH		PASS-THROUGH	BAYLOR COLLEGE OF MEDICINE	30030379	121,516	
93.855	ALLERGY AND INFECTIOUS DISEASES RESEARCH		PASS-THROUGH	BAYLOR COLLEGE OF MEDICINE	sub 7000001368 (AI157981)	31,662	

University of California
Schedule of Expenditures of Federal Awards

For the Fiscal Year Ended June 30, 2024
(Expressed in Whole Dollars)

Assistance Listing Number	Federal Program Title	Additional Award Identification	Direct / Pass Through	Agency or Pass Through Entity	Pass Through No. or Other Identifier	Federal Expenditures	Funds Passed Through to Subrecipients
93.855	ALLERGY AND INFECTIOUS DISEASES RESEARCH		PASS-THROUGH	BAYLOR COLLEGE OF MEDICINE	Sub P700000035 (A1166578)	19,757	
93.855	ALLERGY AND INFECTIOUS DISEASES RESEARCH		PASS-THROUGH	BENAROYA RESEARCH INSTITUTE AT	FY23ITN382	56,162	
93.855	ALLERGY AND INFECTIOUS DISEASES RESEARCH		PASS-THROUGH	BENAROYA RESEARCH INSTITUTE AT VIRGINIA MASON	A123175	(28,350)	
93.855	ALLERGY AND INFECTIOUS DISEASES RESEARCH		PASS-THROUGH	BENAROYA RESEARCH INSTITUTE AT VIRGINIA MASON	A126261	2,167	
93.855	ALLERGY AND INFECTIOUS DISEASES RESEARCH		PASS-THROUGH	BENAROYA RESEARCH INSTITUTE AT VIRGINIA MASON	A127121	15,392	
93.855	ALLERGY AND INFECTIOUS DISEASES RESEARCH		PASS-THROUGH	BENAROYA RESEARCH INSTITUTE AT VIRGINIA MASON	A127993	(1,528)	
93.855	ALLERGY AND INFECTIOUS DISEASES RESEARCH		PASS-THROUGH	BENAROYA RESEARCH INSTITUTE AT VIRGINIA MASON	A134297	881,885	
93.855	ALLERGY AND INFECTIOUS DISEASES RESEARCH		PASS-THROUGH	BENAROYA RESEARCH INSTITUTE AT VIRGINIA MASON	A134538	52,249	
93.855	ALLERGY AND INFECTIOUS DISEASES RESEARCH		PASS-THROUGH	BENAROYA RESEARCH INSTITUTE AT VIRGINIA MASON	A135317	84,865	
93.855	ALLERGY AND INFECTIOUS DISEASES RESEARCH		PASS-THROUGH	BENAROYA RESEARCH INSTITUTE AT VIRGINIA MASON	A136580	107,784	
93.855	ALLERGY AND INFECTIOUS DISEASES RESEARCH		PASS-THROUGH	BENAROYA RESEARCH INSTITUTE AT VIRGINIA MASON	A136746	6,742,267	
93.855	ALLERGY AND INFECTIOUS DISEASES RESEARCH		PASS-THROUGH	BENAROYA RESEARCH INSTITUTE AT VIRGINIA MASON	A137369	921,497	
93.855	ALLERGY AND INFECTIOUS DISEASES RESEARCH		PASS-THROUGH	BENAROYA RESEARCH INSTITUTE AT VIRGINIA MASON	A138447	25,637	
93.855	ALLERGY AND INFECTIOUS DISEASES RESEARCH		PASS-THROUGH	BENAROYA RESEARCH INSTITUTE AT VIRGINIA MASON	A138594	563	
93.855	ALLERGY AND INFECTIOUS DISEASES RESEARCH		PASS-THROUGH	BENAROYA RESEARCH INSTITUTE AT VIRGINIA MASON	A139159	4,505	
93.855	ALLERGY AND INFECTIOUS DISEASES RESEARCH		PASS-THROUGH	BENAROYA RESEARCH INSTITUTE AT VIRGINIA MASON	A140266	5,269	
93.855	ALLERGY AND INFECTIOUS DISEASES RESEARCH		PASS-THROUGH	BENAROYA RESEARCH INSTITUTE AT VIRGINIA MASON	A141243	1,694	
93.855	ALLERGY AND INFECTIOUS DISEASES RESEARCH		PASS-THROUGH	BENAROYA RESEARCH INSTITUTE AT VIRGINIA MASON	A141392	555	
93.855	ALLERGY AND INFECTIOUS DISEASES RESEARCH		PASS-THROUGH	BENAROYA RESEARCH INSTITUTE AT VIRGINIA MASON	A141464	13,773	
93.855	ALLERGY AND INFECTIOUS DISEASES RESEARCH		PASS-THROUGH	BENAROYA RESEARCH INSTITUTE AT VIRGINIA MASON	A141632	11,840	
93.855	ALLERGY AND INFECTIOUS DISEASES RESEARCH		PASS-THROUGH	BENAROYA RESEARCH INSTITUTE AT VIRGINIA MASON	FY22ITN553:2	(2,685)	
93.855	ALLERGY AND INFECTIOUS DISEASES RESEARCH		PASS-THROUGH	BENAROYA RESEARCH INSTITUTE AT VIRGINIA MASON	FY23ITN258:6	9,973	
93.855	ALLERGY AND INFECTIOUS DISEASES RESEARCH		PASS-THROUGH	BENAROYA RESEARCH INSTITUTE AT VIRGINIA MASON	FY23ITN378	3,222	
93.855	ALLERGY AND INFECTIOUS DISEASES RESEARCH		PASS-THROUGH	BENAROYA RESEARCH INSTITUTE AT VIRGINIA MASON	FY23ITN462	1,283	
93.855	ALLERGY AND INFECTIOUS DISEASES RESEARCH		PASS-THROUGH	BETH ISRAEL DEACONESS MEDICAL CENTER	IPCAVD014/HTX1004	10,353	
93.855	ALLERGY AND INFECTIOUS DISEASES RESEARCH		PASS-THROUGH	BIOPEPTIDE CO., INC.	20202480	479,744	
93.855	ALLERGY AND INFECTIOUS DISEASES RESEARCH		PASS-THROUGH	BIOSYNESIS, INC.	A140345	131,351	
93.855	ALLERGY AND INFECTIOUS DISEASES RESEARCH		PASS-THROUGH	BOSTON MEDICAL CENTER CORPORATION	A126414	(17,844)	
93.855	ALLERGY AND INFECTIOUS DISEASES RESEARCH		PASS-THROUGH	BOSTON UNIVERSITY	4500003416	52,822	
93.855	ALLERGY AND INFECTIOUS DISEASES RESEARCH		PASS-THROUGH	BOSTON UNIVERSITY	4500003527	45,956	
93.855	ALLERGY AND INFECTIOUS DISEASES RESEARCH		PASS-THROUGH	BOSTON UNIVERSITY	4500004731	148,110	
93.855	ALLERGY AND INFECTIOUS DISEASES RESEARCH		PASS-THROUGH	BOSTON UNIVERSITY	4500004881	75,001	
93.855	ALLERGY AND INFECTIOUS DISEASES RESEARCH		PASS-THROUGH	BOSTON UNIVERSITY	4500004984	31,429	
93.855	ALLERGY AND INFECTIOUS DISEASES RESEARCH		PASS-THROUGH	BOSTON UNIVERSITY	sub (4500003871) (A1151639)	345,755	
93.855	ALLERGY AND INFECTIOUS DISEASES RESEARCH		PASS-THROUGH	BRIGHAM AND WOMEN'S HOSPITAL	127798:02	15,620	
93.855	ALLERGY AND INFECTIOUS DISEASES RESEARCH		PASS-THROUGH	BRIGHAM AND WOMEN'S HOSPITAL	A122638	206	
93.855	ALLERGY AND INFECTIOUS DISEASES RESEARCH		PASS-THROUGH	BRIGHAM AND WOMEN'S HOSPITAL	A136539	295,907	
93.855	ALLERGY AND INFECTIOUS DISEASES RESEARCH		PASS-THROUGH	BRIGHAM AND WOMEN'S HOSPITAL	A141015	7,663	
93.855	ALLERGY AND INFECTIOUS DISEASES RESEARCH		PASS-THROUGH	BRIGHAM AND WOMEN'S HOSPITAL	SUB 119583(A1138801)	(6,539)	
93.855	ALLERGY AND INFECTIOUS DISEASES RESEARCH		PASS-THROUGH	CEDARS-SINAI MEDICAL CENTER	0001726627:2	(2)	
93.855	ALLERGY AND INFECTIOUS DISEASES RESEARCH		PASS-THROUGH	CEDARS-SINAI MEDICAL CENTER	0002032341:2	11,488	
93.855	ALLERGY AND INFECTIOUS DISEASES RESEARCH		PASS-THROUGH	CEDARS-SINAI MEDICAL CENTER	0002316993	104,982	
93.855	ALLERGY AND INFECTIOUS DISEASES RESEARCH		PASS-THROUGH	CEDARS-SINAI MEDICAL CENTER	Sub 0001522646 (A1127406)	(233,551)	
93.855	ALLERGY AND INFECTIOUS DISEASES RESEARCH		PASS-THROUGH	CEDARS-SINAI MEDICAL CENTER	Sub 0001602163 (A1141401)	372,718	
93.855	ALLERGY AND INFECTIOUS DISEASES RESEARCH		PASS-THROUGH	CEDARS-SINAI MEDICAL CENTER	SUB 0001604491 (A1134030)	28,441	
93.855	ALLERGY AND INFECTIOUS DISEASES RESEARCH		PASS-THROUGH	CHILDREN'S HOSPITAL LOS ANGELES	000013273-B:4	24,615	
93.855	ALLERGY AND INFECTIOUS DISEASES RESEARCH		PASS-THROUGH	CHILDREN'S HOSPITAL LOS ANGELES	A131061	28,481	
93.855	ALLERGY AND INFECTIOUS DISEASES RESEARCH		PASS-THROUGH	CHILDREN'S HOSPITAL LOS ANGELES	A132149	207	
93.855	ALLERGY AND INFECTIOUS DISEASES RESEARCH		PASS-THROUGH	CHILDREN'S HOSPITAL MEDICAL CENTER	OS00000286/309135:3	12,681	

University of California
Schedule of Expenditures of Federal Awards

For the Fiscal Year Ended June 30, 2024
(Expressed in Whole Dollars)

Assistance Listing Number	Federal Program Title	Additional Award	Direct / Pass Through	Agency or Pass Through Entity	Pass Through No. or Other	Funds Passed Through to Subrecipients
		Identification			Identifier	
93.855	ALLERGY AND INFECTIOUS DISEASES RESEARCH		PASS-THROUGH	CHILDREN'S HOSPITAL MEDICAL CENTER	Sub 309363 (AI117804)	9,174
93.855	ALLERGY AND INFECTIOUS DISEASES RESEARCH		PASS-THROUGH	CHILDREN'S HOSPITAL OF PHILADELPHIA	A140561	20,424
93.855	ALLERGY AND INFECTIOUS DISEASES RESEARCH		PASS-THROUGH	CHRISTIAN MEDICAL COLLEGE, VELLORE	055814	15,529
93.855	ALLERGY AND INFECTIOUS DISEASES RESEARCH		PASS-THROUGH	CINCINNATI CHILDREN'S HOSPITAL MEDICAL CENTER	OS00000656/400884	333,059
93.855	ALLERGY AND INFECTIOUS DISEASES RESEARCH		PASS-THROUGH	CITY AND COUNTY OF SAN FRANCISCO	1000028137	16,299
93.855	ALLERGY AND INFECTIOUS DISEASES RESEARCH		PASS-THROUGH	CITY UNIVERSITY OF NEW YORK	CM00012192	2,354
93.855	ALLERGY AND INFECTIOUS DISEASES RESEARCH		PASS-THROUGH	COLORADO STATE UNIVERSITY	A138547	2,569
93.855	ALLERGY AND INFECTIOUS DISEASES RESEARCH		PASS-THROUGH	COLORADO STATE UNIVERSITY	G-06136-02	124,814
93.855	ALLERGY AND INFECTIOUS DISEASES RESEARCH		PASS-THROUGH	COLUMBIA UNIVERSITY	4(GG014214-08)	90,452
93.855	ALLERGY AND INFECTIOUS DISEASES RESEARCH		PASS-THROUGH	COLUMBIA UNIVERSITY IRVING MEDICAL CENTER	A139181	44,021
93.855	ALLERGY AND INFECTIOUS DISEASES RESEARCH		PASS-THROUGH	CORNELL UNIVERSITY	212094	494,632
93.855	ALLERGY AND INFECTIOUS DISEASES RESEARCH		PASS-THROUGH	CORNELL UNIVERSITY	21209-4-C	76
93.855	ALLERGY AND INFECTIOUS DISEASES RESEARCH		PASS-THROUGH	CORNELL UNIVERSITY	212905-03	241,766
93.855	ALLERGY AND INFECTIOUS DISEASES RESEARCH		PASS-THROUGH	CORNELL UNIVERSITY	5P01AI129859-06	75,470
93.855	ALLERGY AND INFECTIOUS DISEASES RESEARCH		PASS-THROUGH	CORNELL UNIVERSITY	A138146	54,119
93.855	ALLERGY AND INFECTIOUS DISEASES RESEARCH		PASS-THROUGH	CORNELL UNIVERSITY	A141107	1,442
93.855	ALLERGY AND INFECTIOUS DISEASES RESEARCH		PASS-THROUGH	CORNELL UNIVERSITY	Sub 227882 (AI174064)	37,262
93.855	ALLERGY AND INFECTIOUS DISEASES RESEARCH		PASS-THROUGH	CROSSLIFE TECHNOLOGIES INC.	Sub 20184957 (AI124779)	(19,431)
				CUNY GRADUATE SCHOOL OF PUBLIC HEALTH AND HEALTH		
93.855	ALLERGY AND INFECTIOUS DISEASES RESEARCH		PASS-THROUGH	POLICY FOUN	A143298	54,789
93.855	ALLERGY AND INFECTIOUS DISEASES RESEARCH		PASS-THROUGH	CYSTIC FIBROSIS FOUNDATION	004528AC322	60,391
93.855	ALLERGY AND INFECTIOUS DISEASES RESEARCH		PASS-THROUGH	DANA-FARBER CANCER INSTITUTE, INC.	1300405	189,002
93.855	ALLERGY AND INFECTIOUS DISEASES RESEARCH		PASS-THROUGH	DARTMOUTH COLLEGE	R1263:6	24,547
93.855	ALLERGY AND INFECTIOUS DISEASES RESEARCH		PASS-THROUGH	DARTMOUTH COLLEGE	R1514	26,139
93.855	ALLERGY AND INFECTIOUS DISEASES RESEARCH		PASS-THROUGH	DARTMOUTH COLLEGE	R1755	83,054
93.855	ALLERGY AND INFECTIOUS DISEASES RESEARCH		PASS-THROUGH	DARTMOUTH COLLEGE	R987	363
				DR. MIRIAM AND SHELDON G. ADELSON MEDICAL RESEARCH		
93.855	ALLERGY AND INFECTIOUS DISEASES RESEARCH		PASS-THROUGH	FOUNDATIO	20131445	326,718
93.855	ALLERGY AND INFECTIOUS DISEASES RESEARCH		PASS-THROUGH	DUKE UNIVERSITY	303001662	94,111
93.855	ALLERGY AND INFECTIOUS DISEASES RESEARCH		PASS-THROUGH	DUKE UNIVERSITY	303002080	459,654
93.855	ALLERGY AND INFECTIOUS DISEASES RESEARCH		PASS-THROUGH	DUKE UNIVERSITY	5UM1AI104681	3,141
93.855	ALLERGY AND INFECTIOUS DISEASES RESEARCH		PASS-THROUGH	DUKE UNIVERSITY	A031636	18,090
93.855	ALLERGY AND INFECTIOUS DISEASES RESEARCH		PASS-THROUGH	DUKE UNIVERSITY	A134560	97,671
93.855	ALLERGY AND INFECTIOUS DISEASES RESEARCH		PASS-THROUGH	DUKE UNIVERSITY	A141201	42,141
93.855	ALLERGY AND INFECTIOUS DISEASES RESEARCH		PASS-THROUGH	DUKE UNIVERSITY	A143291	63,327
93.855	ALLERGY AND INFECTIOUS DISEASES RESEARCH		PASS-THROUGH	DUKE UNIVERSITY	A143371	26,580
93.855	ALLERGY AND INFECTIOUS DISEASES RESEARCH		PASS-THROUGH	DUKE UNIVERSITY	A143711	19,222
93.855	ALLERGY AND INFECTIOUS DISEASES RESEARCH		PASS-THROUGH	DUKE UNIVERSITY	sub 303000161 (AI104681)	14,912
93.855	ALLERGY AND INFECTIOUS DISEASES RESEARCH		PASS-THROUGH	DUKE UNIVERSITY	sub A033009 (AI104681)	(5,400)
93.855	ALLERGY AND INFECTIOUS DISEASES RESEARCH		PASS-THROUGH	DUKE UNIVERSITY	sub: 303000168 (AI104681)	7,922
93.855	ALLERGY AND INFECTIOUS DISEASES RESEARCH		PASS-THROUGH	DUKE UNIVERSITY	WBSE-A034260, SPS- 2	10,176
93.855	ALLERGY AND INFECTIOUS DISEASES RESEARCH		PASS-THROUGH	ELDEC PHARMACEUTICALS, INC.	A23-3217	51,039
93.855	ALLERGY AND INFECTIOUS DISEASES RESEARCH		PASS-THROUGH	ELDEC PHARMACEUTICALS, INC.	A24-1372	34,336
93.855	ALLERGY AND INFECTIOUS DISEASES RESEARCH		PASS-THROUGH	EMMUNE, INC.	A21-2017	(11,889)
93.855	ALLERGY AND INFECTIOUS DISEASES RESEARCH		PASS-THROUGH	EMORY UNIVERSITY	A134322	(1,846)
93.855	ALLERGY AND INFECTIOUS DISEASES RESEARCH		PASS-THROUGH	EMORY UNIVERSITY	A135751	23,697
93.855	ALLERGY AND INFECTIOUS DISEASES RESEARCH		PASS-THROUGH	EMORY UNIVERSITY	A136130	42,524
93.855	ALLERGY AND INFECTIOUS DISEASES RESEARCH		PASS-THROUGH	EMORY UNIVERSITY	A141578	20,481
93.855	ALLERGY AND INFECTIOUS DISEASES RESEARCH		PASS-THROUGH	EMORY UNIVERSITY	A141721	44,599
93.855	ALLERGY AND INFECTIOUS DISEASES RESEARCH		PASS-THROUGH	EMORY UNIVERSITY	A142274	33,287
93.855	ALLERGY AND INFECTIOUS DISEASES RESEARCH		PASS-THROUGH	EMORY UNIVERSITY	A323611:3	780
93.855	ALLERGY AND INFECTIOUS DISEASES RESEARCH		PASS-THROUGH	EMORY UNIVERSITY	A541924:2	6,059
93.855	ALLERGY AND INFECTIOUS DISEASES RESEARCH		PASS-THROUGH	EMORY UNIVERSITY	A679646-01	25,545

University of California
Schedule of Expenditures of Federal Awards

For the Fiscal Year Ended June 30, 2024
(Expressed in Whole Dollars)

Assistance Listing Number	Federal Program Title	Additional Award Identification	Direct / Pass Through	Agency or Pass Through Entity	Pass Through No. or Other Identifier	Federal Expenditures	Funds Passed Through to Subrecipients
93.855	ALLERGY AND INFECTIOUS DISEASES RESEARCH		PASS-THROUGH	EMORY UNIVERSITY	A872907	23,761	
93.855	ALLERGY AND INFECTIOUS DISEASES RESEARCH		PASS-THROUGH	EMORY UNIVERSITY	A872958	22,409	
93.855	ALLERGY AND INFECTIOUS DISEASES RESEARCH		PASS-THROUGH	FAMILY HEALTH INTERNATIONAL	A133500	25,905	22,029
93.855	ALLERGY AND INFECTIOUS DISEASES RESEARCH		PASS-THROUGH	FAMILY HEALTH INTERNATIONAL	A138118	815,963	779,129
93.855	ALLERGY AND INFECTIOUS DISEASES RESEARCH		PASS-THROUGH	FAMILY HEALTH INTERNATIONAL	A138192	128,146	117,327
93.855	ALLERGY AND INFECTIOUS DISEASES RESEARCH		PASS-THROUGH	FAMILY HEALTH INTERNATIONAL	A138349	106,062	
93.855	ALLERGY AND INFECTIOUS DISEASES RESEARCH		PASS-THROUGH	FAMILY HEALTH INTERNATIONAL	A139582	22,404	
93.855	ALLERGY AND INFECTIOUS DISEASES RESEARCH		PASS-THROUGH	FAMILY HEALTH INTERNATIONAL	A139821	21,121	
93.855	ALLERGY AND INFECTIOUS DISEASES RESEARCH		PASS-THROUGH	FAMILY HEALTH INTERNATIONAL	A143309	5,717	
93.855	ALLERGY AND INFECTIOUS DISEASES RESEARCH		PASS-THROUGH	FAMILY HEALTH INTERNATIONAL	P018002627	(38,611)	
93.855	ALLERGY AND INFECTIOUS DISEASES RESEARCH		PASS-THROUGH	FAMILY HEALTH INTERNATIONAL	P015000026:1	(567)	
93.855	ALLERGY AND INFECTIOUS DISEASES RESEARCH		PASS-THROUGH	FAMILY HEALTH INTERNATIONAL	P015002977:21	(463)	
93.855	ALLERGY AND INFECTIOUS DISEASES RESEARCH		PASS-THROUGH	FAMILY HEALTH INTERNATIONAL	P017001924:14	25,766	
93.855	ALLERGY AND INFECTIOUS DISEASES RESEARCH		PASS-THROUGH	FAMILY HEALTH INTERNATIONAL	P020002150:1	(126)	
93.855	ALLERGY AND INFECTIOUS DISEASES RESEARCH		PASS-THROUGH	FAMILY HEALTH INTERNATIONAL	P020002746:7	586,435	
93.855	ALLERGY AND INFECTIOUS DISEASES RESEARCH		PASS-THROUGH	FAMILY HEALTH INTERNATIONAL	P020002892:6	379,451	
93.855	ALLERGY AND INFECTIOUS DISEASES RESEARCH		PASS-THROUGH	FAMILY HEALTH INTERNATIONAL	P020003265:3	(738)	
93.855	ALLERGY AND INFECTIOUS DISEASES RESEARCH		PASS-THROUGH	FAMILY HEALTH INTERNATIONAL	P021000095:8	164,013	
93.855	ALLERGY AND INFECTIOUS DISEASES RESEARCH		PASS-THROUGH	FAMILY HEALTH INTERNATIONAL	P021000535:3	36,261	
93.855	ALLERGY AND INFECTIOUS DISEASES RESEARCH		PASS-THROUGH	FAMILY HEALTH INTERNATIONAL	P021000537:4	71,169	
93.855	ALLERGY AND INFECTIOUS DISEASES RESEARCH		PASS-THROUGH	FAMILY HEALTH INTERNATIONAL	P021001034	109,838	
93.855	ALLERGY AND INFECTIOUS DISEASES RESEARCH		PASS-THROUGH	FAMILY HEALTH INTERNATIONAL	P022000686	17,898	
93.855	ALLERGY AND INFECTIOUS DISEASES RESEARCH		PASS-THROUGH	FAMILY HEALTH INTERNATIONAL	P022001412:4	694,254	
					sub P02121000538		
93.855	ALLERGY AND INFECTIOUS DISEASES RESEARCH		PASS-THROUGH	FAMILY HEALTH INTERNATIONAL	(A1068619)	43,357	
93.855	ALLERGY AND INFECTIOUS DISEASES RESEARCH		PASS-THROUGH	FEDERAL UNIVERSITY OF BAHIA	20200500	116,523	
93.855	ALLERGY AND INFECTIOUS DISEASES RESEARCH		PASS-THROUGH	FELIX BIOTECHNOLOGY, INC.	A140380	54,828	
93.855	ALLERGY AND INFECTIOUS DISEASES RESEARCH		PASS-THROUGH	FRED HUTCHINSON CANCER CENTER	30090223	140	
93.855	ALLERGY AND INFECTIOUS DISEASES RESEARCH		PASS-THROUGH	FRED HUTCHINSON CANCER CENTER	0001110175:2	193,964	
93.855	ALLERGY AND INFECTIOUS DISEASES RESEARCH		PASS-THROUGH	FRED HUTCHINSON CANCER CENTER	0001115993	82,514	
93.855	ALLERGY AND INFECTIOUS DISEASES RESEARCH		PASS-THROUGH	FRED HUTCHINSON CANCER CENTER	0001138546:1	128,977	
93.855	ALLERGY AND INFECTIOUS DISEASES RESEARCH		PASS-THROUGH	FRED HUTCHINSON CANCER CENTER	0001164295	15,621	
93.855	ALLERGY AND INFECTIOUS DISEASES RESEARCH		PASS-THROUGH	FRED HUTCHINSON CANCER CENTER	0001165419	48,960	
93.855	ALLERGY AND INFECTIOUS DISEASES RESEARCH		PASS-THROUGH	GEORGE WASHINGTON UNIVERSITY	A138552	43	
93.855	ALLERGY AND INFECTIOUS DISEASES RESEARCH		PASS-THROUGH	GEORGETOWN UNIVERSITY	414702_GR414915-UCSD	12,361	
93.855	ALLERGY AND INFECTIOUS DISEASES RESEARCH		PASS-THROUGH	GEORGETOWN UNIVERSITY	A142638	8,316	
93.855	ALLERGY AND INFECTIOUS DISEASES RESEARCH		PASS-THROUGH	GEORGIA STATE UNIVERSITY	SP00015567-01:1	314,125	
93.855	ALLERGY AND INFECTIOUS DISEASES RESEARCH		PASS-THROUGH	GLADSTONE INSTITUTES	A143587	943	
93.855	ALLERGY AND INFECTIOUS DISEASES RESEARCH		PASS-THROUGH	GLADSTONE INSTITUTES	SC-00050	256,556	
93.855	ALLERGY AND INFECTIOUS DISEASES RESEARCH		PASS-THROUGH	GLADSTONE INSTITUTES	SC-00086	320,434	
93.855	ALLERGY AND INFECTIOUS DISEASES RESEARCH		PASS-THROUGH	GLADSTONE INSTITUTES	sub SC-00051 (A164559)	74,719	
					Subaward PH000875A		
93.855	ALLERGY AND INFECTIOUS DISEASES RESEARCH		PASS-THROUGH	HARVARD PILGRIM HEALTH CARE	(A1170254)	67,525	
93.855	ALLERGY AND INFECTIOUS DISEASES RESEARCH		PASS-THROUGH	HARVARD PILGRIM HEALTH CARE	U01A1153005-05	774,059	
93.855	ALLERGY AND INFECTIOUS DISEASES RESEARCH		PASS-THROUGH	HARVARD UNIVERSITY	160510-1955:02	1,695	
93.855	ALLERGY AND INFECTIOUS DISEASES RESEARCH		PASS-THROUGH	HARVARD UNIVERSITY	A136636	66,896	
					Sub 114487-5113939		
93.855	ALLERGY AND INFECTIOUS DISEASES RESEARCH		PASS-THROUGH	HARVARD UNIVERSITY	(A1051164)	5,103	
					Sub 114607-5121893		
93.855	ALLERGY AND INFECTIOUS DISEASES RESEARCH		PASS-THROUGH	HARVARD UNIVERSITY	(A1138901)	65,819	
93.855	ALLERGY AND INFECTIOUS DISEASES RESEARCH		PASS-THROUGH	Healcion, Inc.	sub 1 (A1177108)	130,381	
93.855	ALLERGY AND INFECTIOUS DISEASES RESEARCH		PASS-THROUGH	HELUNA HEALTH	0689.0104	21,917	
93.855	ALLERGY AND INFECTIOUS DISEASES RESEARCH		PASS-THROUGH	HELUNA HEALTH	A136434	789,213	
93.855	ALLERGY AND INFECTIOUS DISEASES RESEARCH		PASS-THROUGH	HENRY FORD HEALTH SYSTEM	A135693	350,989	

University of California
Schedule of Expenditures of Federal Awards

For the Fiscal Year Ended June 30, 2024
(Expressed in Whole Dollars)

Assistance Listing Number	Federal Program Title	Additional Award Identification	Direct / Pass Through	Agency or Pass Through Entity	Pass Through No. or Other Identifier	Federal Expenditures	Funds Passed Through to Subrecipients
93.855	ALLERGY AND INFECTIOUS DISEASES RESEARCH		PASS-THROUGH	HMH HOSPITALS CORPORATION	Sub G10200-2226 (U19AI171401) 0255-A136-4609	1,226,033	
93.855	ALLERGY AND INFECTIOUS DISEASES RESEARCH		PASS-THROUGH	ICAHN SCHOOL OF MEDICINE AT MOUNT SINAI	(U19AI135972)	272,457	
93.855	ALLERGY AND INFECTIOUS DISEASES RESEARCH		PASS-THROUGH	ICAHN SCHOOL OF MEDICINE AT MOUNT SINAI	0255-A137-4609	136,747	
93.855	ALLERGY AND INFECTIOUS DISEASES RESEARCH		PASS-THROUGH	ICAHN SCHOOL OF MEDICINE AT MOUNT SINAI	0255-B641-4609	31,968	
93.855	ALLERGY AND INFECTIOUS DISEASES RESEARCH		PASS-THROUGH	ICAHN SCHOOL OF MEDICINE AT MOUNT SINAI	0255-F841-4609	11,745	
93.855	ALLERGY AND INFECTIOUS DISEASES RESEARCH		PASS-THROUGH	ICAHN SCHOOL OF MEDICINE AT MOUNT SINAI	A133733	(336)	
93.855	ALLERGY AND INFECTIOUS DISEASES RESEARCH		PASS-THROUGH	ICAHN SCHOOL OF MEDICINE AT MOUNT SINAI	Sub 0255-A133-4609 (AI135972)	3,152	
93.855	ALLERGY AND INFECTIOUS DISEASES RESEARCH		PASS-THROUGH	ICAHN SCHOOL OF MEDICINE AT MOUNT SINAI	Sub 0255-A133-4609(AI135972)	(678)	
93.855	ALLERGY AND INFECTIOUS DISEASES RESEARCH		PASS-THROUGH	ICAHN SCHOOL OF MEDICINE AT MOUNT SINAI	Sub 0255-E053-4609	(1,118)	
93.855	ALLERGY AND INFECTIOUS DISEASES RESEARCH		PASS-THROUGH	INDIANA UNIVERSITY	A137514	191,458	
93.855	ALLERGY AND INFECTIOUS DISEASES RESEARCH		PASS-THROUGH	INDIANA UNIVERSITY	A137983	256,127	
93.855	ALLERGY AND INFECTIOUS DISEASES RESEARCH		PASS-THROUGH	JOHNS HOPKINS UNIVERSITY	2005765093	133,170	
93.855	ALLERGY AND INFECTIOUS DISEASES RESEARCH		PASS-THROUGH	JOHNS HOPKINS UNIVERSITY	2006194579	47,677	
93.855	ALLERGY AND INFECTIOUS DISEASES RESEARCH		PASS-THROUGH	JOHNS HOPKINS UNIVERSITY	2003649365:4	1,784	
93.855	ALLERGY AND INFECTIOUS DISEASES RESEARCH		PASS-THROUGH	JOHNS HOPKINS UNIVERSITY	A123561	51,509	
93.855	ALLERGY AND INFECTIOUS DISEASES RESEARCH		PASS-THROUGH	JOHNS HOPKINS UNIVERSITY	A128608	(330)	
93.855	ALLERGY AND INFECTIOUS DISEASES RESEARCH		PASS-THROUGH	JOHNS HOPKINS UNIVERSITY	A131557	(163)	
93.855	ALLERGY AND INFECTIOUS DISEASES RESEARCH		PASS-THROUGH	JOHNS HOPKINS UNIVERSITY	A132857	12,626	
93.855	ALLERGY AND INFECTIOUS DISEASES RESEARCH		PASS-THROUGH	JOHNS HOPKINS UNIVERSITY	A138440	36,219	
93.855	ALLERGY AND INFECTIOUS DISEASES RESEARCH		PASS-THROUGH	JOHNS HOPKINS UNIVERSITY	A138587	112,037	
93.855	ALLERGY AND INFECTIOUS DISEASES RESEARCH		PASS-THROUGH	JOHNS HOPKINS UNIVERSITY	A141298	132,474	
93.855	ALLERGY AND INFECTIOUS DISEASES RESEARCH		PASS-THROUGH	JOHNS HOPKINS UNIVERSITY	A142419	124,192	
93.855	ALLERGY AND INFECTIOUS DISEASES RESEARCH		PASS-THROUGH	JOHNS HOPKINS UNIVERSITY	IMPAACT-05617850	129,714	
93.855	ALLERGY AND INFECTIOUS DISEASES RESEARCH		PASS-THROUGH	JOHNS HOPKINS UNIVERSITY	LDR 52:02	(1)	
93.855	ALLERGY AND INFECTIOUS DISEASES RESEARCH		PASS-THROUGH	JOHNS HOPKINS UNIVERSITY	LDR 58:02	37	
93.855	ALLERGY AND INFECTIOUS DISEASES RESEARCH		PASS-THROUGH	JOHNS HOPKINS UNIVERSITY	LDR 68 (UM1 AI068632-15)	22,866	
93.855	ALLERGY AND INFECTIOUS DISEASES RESEARCH		PASS-THROUGH	JOHNS HOPKINS UNIVERSITY	LDR 70:03	16,952	
93.855	ALLERGY AND INFECTIOUS DISEASES RESEARCH		PASS-THROUGH	JOHNS HOPKINS UNIVERSITY	Pending	1,002	
93.855	ALLERGY AND INFECTIOUS DISEASES RESEARCH		PASS-THROUGH	JOHNS HOPKINS UNIVERSITY	PTCL 48	(1)	
93.855	ALLERGY AND INFECTIOUS DISEASES RESEARCH		PASS-THROUGH	JOHNS HOPKINS UNIVERSITY	R01AI157007	190,533	
93.855	ALLERGY AND INFECTIOUS DISEASES RESEARCH		PASS-THROUGH	JOHNS HOPKINS UNIVERSITY	SUB 2003749517 (AI068632)	72	
93.855	ALLERGY AND INFECTIOUS DISEASES RESEARCH		PASS-THROUGH	JOHNS HOPKINS UNIVERSITY	Sub 2004427524 (AI145555)	120,540	
93.855	ALLERGY AND INFECTIOUS DISEASES RESEARCH		PASS-THROUGH	JOHNS HOPKINS UNIVERSITY	Sub 2004673186 (AI068632)	(46,659)	
93.855	ALLERGY AND INFECTIOUS DISEASES RESEARCH		PASS-THROUGH	JOHNS HOPKINS UNIVERSITY	Sub 2004915361 (AI068632)	29,123	
93.855	ALLERGY AND INFECTIOUS DISEASES RESEARCH		PASS-THROUGH	JOHNS HOPKINS UNIVERSITY	Sub 2005039826 (AI068632-15)	362,262	
93.855	ALLERGY AND INFECTIOUS DISEASES RESEARCH		PASS-THROUGH	JOHNS HOPKINS UNIVERSITY	Sub 2005717900 (AI172092)	96,392	
93.855	ALLERGY AND INFECTIOUS DISEASES RESEARCH		PASS-THROUGH	JOHNS HOPKINS UNIVERSITY	Sub 2005818352 (AI164566)	6,765	
93.855	ALLERGY AND INFECTIOUS DISEASES RESEARCH		PASS-THROUGH	JOHNS HOPKINS UNIVERSITY	Sub 2005844453 (AI094189)	24,893	
93.855	ALLERGY AND INFECTIOUS DISEASES RESEARCH		PASS-THROUGH	JOHNS HOPKINS UNIVERSITY	Sub 2006158799 (AI168371)	58,620	
93.855	ALLERGY AND INFECTIOUS DISEASES RESEARCH		PASS-THROUGH	JOHNS HOPKINS UNIVERSITY	sub LDR 59 (AI068632)	31,895	

University of California
Schedule of Expenditures of Federal Awards

For the Fiscal Year Ended June 30, 2024
(Expressed in Whole Dollars)

Assistance Listing Number	Federal Program Title	Additional Award Identification	Direct / Pass Through	Agency or Pass Through Entity	Pass Through No. or Other Identifier	Federal Expenditures	Funds Passed Through to Subrecipients
93.855	ALLERGY AND INFECTIOUS DISEASES RESEARCH		PASS-THROUGH	JOHNS HOPKINS UNIVERSITY	Sub Task LDR03 (AI068632) Subaward 2005476333	935	
93.855	ALLERGY AND INFECTIOUS DISEASES RESEARCH		PASS-THROUGH	JOHNS HOPKINS UNIVERSITY	(AI069918)	224,879	
93.855	ALLERGY AND INFECTIOUS DISEASES RESEARCH		PASS-THROUGH	LA JOLLA INSTITUTE FOR IMMUNOLOGY	27909-04-175-408:4	(37,220)	
93.855	ALLERGY AND INFECTIOUS DISEASES RESEARCH		PASS-THROUGH	LA JOLLA INSTITUTE FOR IMMUNOLOGY	A140839	(2,561)	
93.855	ALLERGY AND INFECTIOUS DISEASES RESEARCH		PASS-THROUGH	LA JOLLA INSTITUTE FOR IMMUNOLOGY	SUB 20010-01-144-384	74,261	
93.855	ALLERGY AND INFECTIOUS DISEASES RESEARCH		PASS-THROUGH	LA JOLLA INSTITUTE FOR IMMUNOLOGY	sub 20013-02-144-284	157,647	
93.855	ALLERGY AND INFECTIOUS DISEASES RESEARCH		PASS-THROUGH	LA JOLLA INSTITUTE FOR IMMUNOLOGY	SUB 20080-01-144-382 Sub 27318-44-384	98,457	
93.855	ALLERGY AND INFECTIOUS DISEASES RESEARCH		PASS-THROUGH	LA JOLLA INSTITUTE FOR IMMUNOLOGY	(AI135731)	(78)	
93.855	ALLERGY AND INFECTIOUS DISEASES RESEARCH		PASS-THROUGH	LA JOLLA INSTITUTE FOR IMMUNOLOGY	Sub 27429-01-116-382 Sub 27429-01-144-382	84,528	
93.855	ALLERGY AND INFECTIOUS DISEASES RESEARCH		PASS-THROUGH	LA JOLLA INSTITUTE FOR IMMUNOLOGY	(AI42742)	8,516	
93.855	ALLERGY AND INFECTIOUS DISEASES RESEARCH		PASS-THROUGH	LA JOLLA INSTITUTE FOR IMMUNOLOGY	SUB 27429-02-150-382	36,763	
93.855	ALLERGY AND INFECTIOUS DISEASES RESEARCH		PASS-THROUGH	LAWRENCE LIVERMORE NATIONAL SECURITY, LLC	B638089	453,801	
93.855	ALLERGY AND INFECTIOUS DISEASES RESEARCH		PASS-THROUGH	LAWRENCE LIVERMORE NATIONAL SECURITY, LLC LUNDQUIST INSTITUTE FOR BIOMEDICAL INNOVATION AT	B639943 / B623353	22,973	
93.855	ALLERGY AND INFECTIOUS DISEASES RESEARCH		PASS-THROUGH	HARBOR-UCLA LUNDQUIST INSTITUTE FOR BIOMEDICAL INNOVATION AT	LM-30284-UCLA:4	34,138	
93.855	ALLERGY AND INFECTIOUS DISEASES RESEARCH		PASS-THROUGH	HARBOR-UCLA LUNDQUIST INSTITUTE FOR BIOMEDICAL INNOVATION AT	MY-32630-02-30/PO# 2	899,802	
93.855	ALLERGY AND INFECTIOUS DISEASES RESEARCH		PASS-THROUGH	HARBOR-UCLA	sub NJ-32150 (AI159221)	16,726	
93.855	ALLERGY AND INFECTIOUS DISEASES RESEARCH		PASS-THROUGH	MICHIGAN STATE UNIVERSITY	sub RC110226UC (AI145925)	52,150	
93.855	ALLERGY AND INFECTIOUS DISEASES RESEARCH		PASS-THROUGH	MIRIAM HOSPITAL, THE	A137963	36,826	
93.855	ALLERGY AND INFECTIOUS DISEASES RESEARCH		PASS-THROUGH	MONASH UNIVERSITY	sub: 299815414 - UCSD - 01	24,044	
93.855	ALLERGY AND INFECTIOUS DISEASES RESEARCH		PASS-THROUGH	MONTANA STATE UNIVERSITY	G381-21-W9134:1 Sub G221-20-W7868	17	
93.855	ALLERGY AND INFECTIOUS DISEASES RESEARCH		PASS-THROUGH	MONTANA STATE UNIVERSITY	(AI147441)	(1,401)	
93.855	ALLERGY AND INFECTIOUS DISEASES RESEARCH		PASS-THROUGH	MOUNT KENYA UNIVERSITY	A140706	29,478	
93.855	ALLERGY AND INFECTIOUS DISEASES RESEARCH		PASS-THROUGH	NATIONAL JEWISH HEALTH	20124101 (AI151958)	568,339	
93.855	ALLERGY AND INFECTIOUS DISEASES RESEARCH		PASS-THROUGH	NATIONAL JEWISH HEALTH	Sub 20098105 Admin Core	7,260	
93.855	ALLERGY AND INFECTIOUS DISEASES RESEARCH		PASS-THROUGH	NATIONWIDE CHILDREN'S HOSPITAL	A135116	(21,091)	
93.855	ALLERGY AND INFECTIOUS DISEASES RESEARCH		PASS-THROUGH	NEW YORK MEDICAL COLLEGE	124621	42,815	
93.855	ALLERGY AND INFECTIOUS DISEASES RESEARCH		PASS-THROUGH	NIGHTINGALE LABS CORPORATION	sub 30252966 (AI177239)	39,607	
93.855	ALLERGY AND INFECTIOUS DISEASES RESEARCH		PASS-THROUGH	NORTHERN ARIZONA UNIVERSITY	A135014	6,170	
93.855	ALLERGY AND INFECTIOUS DISEASES RESEARCH		PASS-THROUGH	NORTHERN ARIZONA UNIVERSITY	Sub 1005347-02 (AI166614)	160,592	
93.855	ALLERGY AND INFECTIOUS DISEASES RESEARCH		PASS-THROUGH	NORTHROP GRUMMAN SYSTEMS CORPORATION	A130320	(2,255)	
93.855	ALLERGY AND INFECTIOUS DISEASES RESEARCH		PASS-THROUGH	NORTHWESTERN UNIVERSITY	60049111 UCLA: A05	(50,727)	
93.855	ALLERGY AND INFECTIOUS DISEASES RESEARCH		PASS-THROUGH	NORTHWESTERN UNIVERSITY	60061554 UCLA:A02	196,947	
93.855	ALLERGY AND INFECTIOUS DISEASES RESEARCH		PASS-THROUGH	NORTHWESTERN UNIVERSITY	A135728	(1,405)	
93.855	ALLERGY AND INFECTIOUS DISEASES RESEARCH		PASS-THROUGH	NORTHWESTERN UNIVERSITY	A138738	42,563	
93.855	ALLERGY AND INFECTIOUS DISEASES RESEARCH		PASS-THROUGH	NYU LANGONE HEALTH SYSTEM	20-00-00-1003829	319,231	
93.855	ALLERGY AND INFECTIOUS DISEASES RESEARCH		PASS-THROUGH	NYU LANGONE HEALTH SYSTEM	22-A0-00-007347	51,898	
93.855	ALLERGY AND INFECTIOUS DISEASES RESEARCH		PASS-THROUGH	OAK CREST INSTITUTE OF SCIENCE	Sub S14-164 (AI113048)	(74)	
93.855	ALLERGY AND INFECTIOUS DISEASES RESEARCH		PASS-THROUGH	OHIO STATE UNIVERSITY	SPC-1000006754	42,968	
93.855	ALLERGY AND INFECTIOUS DISEASES RESEARCH		PASS-THROUGH	OKLAHOMA MEDICAL RESEARCH FOUNDATION	Sub 0379-01-UCSD-Looger Sub 2-581893.UCSD	7,347	
93.855	ALLERGY AND INFECTIOUS DISEASES RESEARCH		PASS-THROUGH	OKLAHOMA STATE UNIVERSITY	(AI180325)	1,565	
93.855	ALLERGY AND INFECTIOUS DISEASES RESEARCH		PASS-THROUGH	OREGON HEALTH & SCIENCE UNIVERSITY	1020270 UCDAVIS	31,079	
93.855	ALLERGY AND INFECTIOUS DISEASES RESEARCH		PASS-THROUGH	OREGON HEALTH & SCIENCE UNIVERSITY	1021215 UCDAVIS	207,372	

University of California
Schedule of Expenditures of Federal Awards

For the Fiscal Year Ended June 30, 2024
(Expressed in Whole Dollars)

Assistance Listing Number	Federal Program Title	Additional Award Identification	Direct / Pass Through	Agency or Pass Through Entity	Pass Through No. or Other Identifier	Federal Expenditures	Funds Passed Through to Subrecipients
93.855	ALLERGY AND INFECTIOUS DISEASES RESEARCH		PASS-THROUGH	PASTEUR INSTITUTE OF TUNIS	2023IPT C/NIH-TB2.01	35,794	
93.855	ALLERGY AND INFECTIOUS DISEASES RESEARCH		PASS-THROUGH	PERATON CORP.	A140808	515,147	
93.855	ALLERGY AND INFECTIOUS DISEASES RESEARCH		PASS-THROUGH	PURDUE UNIVERSITY	11001368-045	184,896	
93.855	ALLERGY AND INFECTIOUS DISEASES RESEARCH		PASS-THROUGH	RAFT PHARMACEUTICALS LLC	SUB: 311958-00001	136,638	
93.855	ALLERGY AND INFECTIOUS DISEASES RESEARCH		PASS-THROUGH	REACTIVE BIOSCIENCES INC.	A137059	(25)	
93.855	ALLERGY AND INFECTIOUS DISEASES RESEARCH		PASS-THROUGH	RESEARCH TRIANGLE INSTITUTE	16-312-0217530-66871	5,008	
93.855	ALLERGY AND INFECTIOUS DISEASES RESEARCH		PASS-THROUGH	RUTGERS, THE STATE UNIVERSITY OF NEW JERSEY	A133229	(296)	
93.855	ALLERGY AND INFECTIOUS DISEASES RESEARCH		PASS-THROUGH	SANFORD BURNHAM PREBYS MEDICAL DISCOVERY INSTITUTE	sub 70255-13767-UCSD	23,743	
93.855	ALLERGY AND INFECTIOUS DISEASES RESEARCH		PASS-THROUGH	SOUTHERN MEDICAL UNIVERSITY	SMU-5553612	33,789	
93.855	ALLERGY AND INFECTIOUS DISEASES RESEARCH		PASS-THROUGH	ST. JUDE CHILDREN'S RESEARCH HOSPITAL	GR-0003445-005923 62630092-219928	470,925	
93.855	ALLERGY AND INFECTIOUS DISEASES RESEARCH		PASS-THROUGH	STANFORD UNIVERSITY	(R01AI142864)	(196,706)	
93.855	ALLERGY AND INFECTIOUS DISEASES RESEARCH		PASS-THROUGH	STANFORD UNIVERSITY	A137858	194,824	
93.855	ALLERGY AND INFECTIOUS DISEASES RESEARCH		PASS-THROUGH	STANFORD UNIVERSITY	A137940	129,785	
93.855	ALLERGY AND INFECTIOUS DISEASES RESEARCH		PASS-THROUGH	STANFORD UNIVERSITY	A138166	436	
93.855	ALLERGY AND INFECTIOUS DISEASES RESEARCH		PASS-THROUGH	STANFORD UNIVERSITY	A140011	521,339	
93.855	ALLERGY AND INFECTIOUS DISEASES RESEARCH		PASS-THROUGH	STANFORD UNIVERSITY	A140805	12,694	
93.855	ALLERGY AND INFECTIOUS DISEASES RESEARCH		PASS-THROUGH	STANFORD UNIVERSITY	A141112	198,920	
93.855	ALLERGY AND INFECTIOUS DISEASES RESEARCH		PASS-THROUGH	STELLENBOSCH UNIVERSITY	A135713	69,627	
93.855	ALLERGY AND INFECTIOUS DISEASES RESEARCH		PASS-THROUGH	TECHNOLOGICAL INSTITUTE OF CHASCOMUS	20220096	22,409	
93.855	ALLERGY AND INFECTIOUS DISEASES RESEARCH		PASS-THROUGH	TEMPLE UNIVERSITY	268028-UCLA	290,303	
93.855	ALLERGY AND INFECTIOUS DISEASES RESEARCH		PASS-THROUGH	TENDEL THERAPIES INC.	A22-0731	240,954	
93.855	ALLERGY AND INFECTIOUS DISEASES RESEARCH		PASS-THROUGH	TENDEL THERAPIES INC.	A24-0733	293,420	
93.855	ALLERGY AND INFECTIOUS DISEASES RESEARCH		PASS-THROUGH	THE AMERICAN ONCOLOGIC HOSPITAL	SUB CORE B (AI102853)	55,901	
93.855	ALLERGY AND INFECTIOUS DISEASES RESEARCH		PASS-THROUGH	THE AMERICAN ONCOLOGIC HOSPITAL	SUB PROJECT 4 (AI102853)	146,476	
93.855	ALLERGY AND INFECTIOUS DISEASES RESEARCH		PASS-THROUGH	THE CHILDREN'S HOSPITAL CORPORATION	A137620	88	
93.855	ALLERGY AND INFECTIOUS DISEASES RESEARCH		PASS-THROUGH	THE CHILDREN'S HOSPITAL CORPORATION	GENFD0002185119	146,078	
93.855	ALLERGY AND INFECTIOUS DISEASES RESEARCH		PASS-THROUGH	THE CHILDREN'S HOSPITAL CORPORATION	GENFD0002340606:06	42,136	
93.855	ALLERGY AND INFECTIOUS DISEASES RESEARCH		PASS-THROUGH	THE CHILDREN'S HOSPITAL CORPORATION	GENFD0002436958:2	92,310	
93.855	ALLERGY AND INFECTIOUS DISEASES RESEARCH		PASS-THROUGH	THE CHILDREN'S HOSPITAL CORPORATION	GENFD0002544657	70,209	
93.855	ALLERGY AND INFECTIOUS DISEASES RESEARCH		PASS-THROUGH	THE CHILDREN'S HOSPITAL CORPORATION	GENRD0002076099:9	65,668	
93.855	ALLERGY AND INFECTIOUS DISEASES RESEARCH		PASS-THROUGH	THE GENERAL HOSPITAL CORPORATION	232788	(22)	
93.855	ALLERGY AND INFECTIOUS DISEASES RESEARCH		PASS-THROUGH	THE GENERAL HOSPITAL CORPORATION	232560:7	145,523	
93.855	ALLERGY AND INFECTIOUS DISEASES RESEARCH		PASS-THROUGH	THE GENERAL HOSPITAL CORPORATION	239761:03	44,655	
93.855	ALLERGY AND INFECTIOUS DISEASES RESEARCH		PASS-THROUGH	THE GENERAL HOSPITAL CORPORATION	239761:2	123,340	
93.855	ALLERGY AND INFECTIOUS DISEASES RESEARCH		PASS-THROUGH	THE GENERAL HOSPITAL CORPORATION	A139892	11,336	
93.855	ALLERGY AND INFECTIOUS DISEASES RESEARCH		PASS-THROUGH	THE SCRIPPS RESEARCH INSTITUTE	5-54392	1,101,386	
93.855	ALLERGY AND INFECTIOUS DISEASES RESEARCH		PASS-THROUGH	THE SCRIPPS RESEARCH INSTITUTE	5-55075	161,643	
93.855	ALLERGY AND INFECTIOUS DISEASES RESEARCH		PASS-THROUGH	THE SCRIPPS RESEARCH INSTITUTE	GR000095:2	162,940	
93.855	ALLERGY AND INFECTIOUS DISEASES RESEARCH		PASS-THROUGH	THE SCRIPPS RESEARCH INSTITUTE	SUB 5-27434 (AI145815)	54,676	
93.855	ALLERGY AND INFECTIOUS DISEASES RESEARCH		PASS-THROUGH	THE SCRIPPS RESEARCH INSTITUTE	Sub 5-54834 (AI171443)	212,906	
93.855	ALLERGY AND INFECTIOUS DISEASES RESEARCH		PASS-THROUGH	THE TEXAS A&M UNIVERSITY SYSTEM	A132160	189,649	
93.855	ALLERGY AND INFECTIOUS DISEASES RESEARCH		PASS-THROUGH	THE TEXAS A&M UNIVERSITY SYSTEM	M1803707	66,372	
93.855	ALLERGY AND INFECTIOUS DISEASES RESEARCH		PASS-THROUGH	THE UNIVERSITY OF ALABAMA AT BIRMINGHAM	000523146-003:05	30,984	
93.855	ALLERGY AND INFECTIOUS DISEASES RESEARCH		PASS-THROUGH	THE UNIVERSITY OF ALABAMA AT BIRMINGHAM	A137974	473,052	
93.855	ALLERGY AND INFECTIOUS DISEASES RESEARCH		PASS-THROUGH	THE UNIVERSITY OF ALABAMA AT BIRMINGHAM	A138153	141,110	
93.855	ALLERGY AND INFECTIOUS DISEASES RESEARCH		PASS-THROUGH	THE UNIVERSITY OF ALABAMA AT BIRMINGHAM	Sub 000529618-SC004 (AI067039)	531,231	
93.855	ALLERGY AND INFECTIOUS DISEASES RESEARCH		PASS-THROUGH	THE UNIVERSITY OF ALABAMA AT BIRMINGHAM	Sub 510836-004(AI067039)	(72,355)	
93.855	ALLERGY AND INFECTIOUS DISEASES RESEARCH		PASS-THROUGH	TRACE-ABILITY, INC.	A143452	1,085	
93.855	ALLERGY AND INFECTIOUS DISEASES RESEARCH		PASS-THROUGH	TRELLIS BIOSCIENCE, INC.	1R44AI150143-01	(60,648)	
93.855	ALLERGY AND INFECTIOUS DISEASES RESEARCH		PASS-THROUGH	TREThERA CORPORATION	20230644	182,656	
93.855	ALLERGY AND INFECTIOUS DISEASES RESEARCH		PASS-THROUGH	TREThERA CORPORATION	20232495	144,916	

University of California
Schedule of Expenditures of Federal Awards

For the Fiscal Year Ended June 30, 2024
(Expressed in Whole Dollars)

Assistance Listing Number	Federal Program Title	Additional Award Identification	Direct / Pass Through	Agency or Pass Through Entity	Pass Through No. or Other Identifier	Federal Expenditures	Funds Passed Through to Subrecipients
93.855	ALLERGY AND INFECTIOUS DISEASES RESEARCH		PASS-THROUGH	TRIANGLE BIOTECHNOLOGY, INC.	R44AI152796	189,702	
93.855	ALLERGY AND INFECTIOUS DISEASES RESEARCH		PASS-THROUGH	TUFTS UNIVERSITY	105045	120,306	
93.855	ALLERGY AND INFECTIOUS DISEASES RESEARCH		PASS-THROUGH	TUFTS UNIVERSITY	103283-00001:NIH130	31,499	
93.855	ALLERGY AND INFECTIOUS DISEASES RESEARCH		PASS-THROUGH	TUFTS UNIVERSITY	104015-00001	43,477	
93.855	ALLERGY AND INFECTIOUS DISEASES RESEARCH		PASS-THROUGH	TULANE UNIVERSITY OF LOUISIANA	TUL-HSC-562127-23/24	14,215	
93.855	ALLERGY AND INFECTIOUS DISEASES RESEARCH		PASS-THROUGH	TULANE UNIVERSITY OF LOUISIANA	TUL-HSC-562128-23/24	12,990	
93.855	ALLERGY AND INFECTIOUS DISEASES RESEARCH		PASS-THROUGH	UNIVERSITY OF ARIZONA	649339	(21,174)	
93.855	ALLERGY AND INFECTIOUS DISEASES RESEARCH		PASS-THROUGH	UNIVERSITY OF ARIZONA	A136392	713,096	
93.855	ALLERGY AND INFECTIOUS DISEASES RESEARCH		PASS-THROUGH	UNIVERSITY OF CALGARY	A22-0498	25,083	
93.855	ALLERGY AND INFECTIOUS DISEASES RESEARCH		PASS-THROUGH	UNIVERSITY OF CENTRAL FLORIDA	Sub 22206A07 (AI154777)	392,072	
93.855	ALLERGY AND INFECTIOUS DISEASES RESEARCH		PASS-THROUGH	UNIVERSITY OF CENTRAL FLORIDA	Sub GR107045 (AI172066)	238,104	
93.855	ALLERGY AND INFECTIOUS DISEASES RESEARCH		PASS-THROUGH	UNIVERSITY OF CHICAGO	Sub FP066835-B (AI136056)	15,855	
93.855	ALLERGY AND INFECTIOUS DISEASES RESEARCH		PASS-THROUGH	UNIVERSITY OF COLOMBO	2223475	(840)	
93.855	ALLERGY AND INFECTIOUS DISEASES RESEARCH		PASS-THROUGH	UNIVERSITY OF COLORADO ANSCHUTZ MEDICAL CAMPUS	FY23 1050 006	37,009	
93.855	ALLERGY AND INFECTIOUS DISEASES RESEARCH		PASS-THROUGH	UNIVERSITY OF COLORADO DENVER	A135697	23,628	
93.855	ALLERGY AND INFECTIOUS DISEASES RESEARCH		PASS-THROUGH	UNIVERSITY OF COLORADO DENVER	A140889	72,670	
93.855	ALLERGY AND INFECTIOUS DISEASES RESEARCH		PASS-THROUGH	UNIVERSITY OF COLORADO DENVER	FY19.956.001	88,869	
93.855	ALLERGY AND INFECTIOUS DISEASES RESEARCH		PASS-THROUGH	UNIVERSITY OF COLORADO DENVER	Sub FY21.938.002 (AI153185) Sub SUB00003196	398,171	
93.855	ALLERGY AND INFECTIOUS DISEASES RESEARCH		PASS-THROUGH	UNIVERSITY OF FLORIDA	(AI145815)	672,586	
93.855	ALLERGY AND INFECTIOUS DISEASES RESEARCH		PASS-THROUGH	UNIVERSITY OF FLORIDA	SUB00003298	122,933	
93.855	ALLERGY AND INFECTIOUS DISEASES RESEARCH		PASS-THROUGH	UNIVERSITY OF IOWA	S00966-01	193,547	
93.855	ALLERGY AND INFECTIOUS DISEASES RESEARCH		PASS-THROUGH	UNIVERSITY OF LOUISVILLE	Sub ULRF_19-0506-01(AI139671)	150,126	
93.855	ALLERGY AND INFECTIOUS DISEASES RESEARCH		PASS-THROUGH	UNIVERSITY OF LOUISVILLE RESEARCH FOUNDATION, INC.	ULRF_21-0970-01 (AI168475)	413,401	
93.855	ALLERGY AND INFECTIOUS DISEASES RESEARCH		PASS-THROUGH	UNIVERSITY OF MARYLAND SCHOOL OF MEDICINE	A133603	36,594	
93.855	ALLERGY AND INFECTIOUS DISEASES RESEARCH		PASS-THROUGH	UNIVERSITY OF MARYLAND, COLLEGE PARK	F303314-1 SUB	53,536	
93.855	ALLERGY AND INFECTIOUS DISEASES RESEARCH		PASS-THROUGH	UNIVERSITY OF MASSACHUSETTS AMHERST	WA00324479/RFS2016020	2,875	
93.855	ALLERGY AND INFECTIOUS DISEASES RESEARCH		PASS-THROUGH	UNIVERSITY OF MASSACHUSETTS CHAN MEDICAL SCHOOL	OSP27764	37,113	
93.855	ALLERGY AND INFECTIOUS DISEASES RESEARCH		PASS-THROUGH	UNIVERSITY OF MASSACHUSETTS CHAN MEDICAL SCHOOL	Sub 000000023 (AI160247)	374,064	
93.855	ALLERGY AND INFECTIOUS DISEASES RESEARCH		PASS-THROUGH	UNIVERSITY OF MIAMI	OS00001363:1	30,724	
93.855	ALLERGY AND INFECTIOUS DISEASES RESEARCH		PASS-THROUGH	UNIVERSITY OF MIAMI	SUB OS00001116 (169643)	62,775	
93.855	ALLERGY AND INFECTIOUS DISEASES RESEARCH		PASS-THROUGH	UNIVERSITY OF MICHIGAN	3004686906	1,178	
93.855	ALLERGY AND INFECTIOUS DISEASES RESEARCH		PASS-THROUGH	UNIVERSITY OF MICHIGAN	A137765	213,345	
93.855	ALLERGY AND INFECTIOUS DISEASES RESEARCH		PASS-THROUGH	UNIVERSITY OF MICHIGAN	A141902	6,749	
93.855	ALLERGY AND INFECTIOUS DISEASES RESEARCH		PASS-THROUGH	UNIVERSITY OF MICHIGAN	SUBK00010590	240,792	
93.855	ALLERGY AND INFECTIOUS DISEASES RESEARCH		PASS-THROUGH	UNIVERSITY OF MICHIGAN	SUBK00015556	128,913	
93.855	ALLERGY AND INFECTIOUS DISEASES RESEARCH		PASS-THROUGH	UNIVERSITY OF MINNESOTA	P010276612	238,963	
93.855	ALLERGY AND INFECTIOUS DISEASES RESEARCH		PASS-THROUGH	UNIVERSITY OF MINNESOTA	P010276613	272,530	
93.855	ALLERGY AND INFECTIOUS DISEASES RESEARCH		PASS-THROUGH	UNIVERSITY OF MINNESOTA	P010276614	15,111	
93.855	ALLERGY AND INFECTIOUS DISEASES RESEARCH		PASS-THROUGH	UNIVERSITY OF MINNESOTA	P010276615	93,216	
93.855	ALLERGY AND INFECTIOUS DISEASES RESEARCH		PASS-THROUGH	UNIVERSITY OF MINNESOTA	Sub P010276616 (AI171954)	229,186	
93.855	ALLERGY AND INFECTIOUS DISEASES RESEARCH		PASS-THROUGH	UNIVERSITY OF MINNESOTA	Sub P010276617 (AI171954)	174,329	
93.855	ALLERGY AND INFECTIOUS DISEASES RESEARCH		PASS-THROUGH	UNIVERSITY OF MINNESOTA	Sub P010276618 (AI171954)	400,929	
93.855	ALLERGY AND INFECTIOUS DISEASES RESEARCH		PASS-THROUGH	UNIVERSITY OF MINNESOTA	Sub TBD (AI171954)	20,137	
93.855	ALLERGY AND INFECTIOUS DISEASES RESEARCH		PASS-THROUGH	UNIVERSITY OF MISSOURI - KANSAS CITY	00124441/00080174	210,558	
93.855	ALLERGY AND INFECTIOUS DISEASES RESEARCH		PASS-THROUGH	UNIVERSITY OF MONTANA	SUB PG19-61078-01	262,245	

University of California
Schedule of Expenditures of Federal Awards

For the Fiscal Year Ended June 30, 2024
(Expressed in Whole Dollars)

Assistance Listing Number	Federal Program Title	Additional Award Identification	Direct / Pass Through	Agency or Pass Through Entity	Pass Through No. or Other Identifier	Federal Expenditures	Funds Passed Through to Subrecipients
93.855	ALLERGY AND INFECTIOUS DISEASES RESEARCH		PASS-THROUGH	UNIVERSITY OF NEBRASKA-LINCOLN	24-1220-0019-004	76,486	
93.855	ALLERGY AND INFECTIOUS DISEASES RESEARCH		PASS-THROUGH	UNIVERSITY OF NEW MEXICO	0480US-870D	35,454	
93.855	ALLERGY AND INFECTIOUS DISEASES RESEARCH		PASS-THROUGH	UNIVERSITY OF NORTH CAROLINA AT CHAPEL HILL	1P01AI178377-01	192,060	
93.855	ALLERGY AND INFECTIOUS DISEASES RESEARCH		PASS-THROUGH	UNIVERSITY OF NORTH CAROLINA AT CHAPEL HILL	5112989:5	17,265	
93.855	ALLERGY AND INFECTIOUS DISEASES RESEARCH		PASS-THROUGH	UNIVERSITY OF NORTH CAROLINA AT CHAPEL HILL	A137263	47,862	
93.855	ALLERGY AND INFECTIOUS DISEASES RESEARCH		PASS-THROUGH	UNIVERSITY OF NOTRE DAME DU LAC	A136830	3,794	
93.855	ALLERGY AND INFECTIOUS DISEASES RESEARCH		PASS-THROUGH	UNIVERSITY OF PENNSYLVANIA	580768	161,610	
93.855	ALLERGY AND INFECTIOUS DISEASES RESEARCH		PASS-THROUGH	UNIVERSITY OF PENNSYLVANIA	587703	347,406	
93.855	ALLERGY AND INFECTIOUS DISEASES RESEARCH		PASS-THROUGH	UNIVERSITY OF PENNSYLVANIA	579036:2	(16,407)	
93.855	ALLERGY AND INFECTIOUS DISEASES RESEARCH		PASS-THROUGH	UNIVERSITY OF PITTSBURGH	A138686	5,777	
93.855	ALLERGY AND INFECTIOUS DISEASES RESEARCH		PASS-THROUGH	UNIVERSITY OF PITTSBURGH	AWD00002422 134588-1	12,412	
93.855	ALLERGY AND INFECTIOUS DISEASES RESEARCH		PASS-THROUGH	UNIVERSITY OF PITTSBURGH	AWD00007669	23,327	
93.855	ALLERGY AND INFECTIOUS DISEASES RESEARCH		PASS-THROUGH	UNIVERSITY OF PITTSBURGH	CNVA00044312	95,745	
93.855	ALLERGY AND INFECTIOUS DISEASES RESEARCH		PASS-THROUGH	UNIVERSITY OF PITTSBURGH	R21AI153575	415	
93.855	ALLERGY AND INFECTIOUS DISEASES RESEARCH		PASS-THROUGH	UNIVERSITY OF RHODE ISLAND	A132663	9,938	
93.855	ALLERGY AND INFECTIOUS DISEASES RESEARCH		PASS-THROUGH	UNIVERSITY OF SAN FRANCISCO	420072-A:2	90,036	
93.855	ALLERGY AND INFECTIOUS DISEASES RESEARCH		PASS-THROUGH	UNIVERSITY OF SOUTH FLORIDA	6123-1246-25-D	78,492	
93.855	ALLERGY AND INFECTIOUS DISEASES RESEARCH		PASS-THROUGH	UNIVERSITY OF SOUTH FLORIDA	6123-1247-14-D	73,657	
93.855	ALLERGY AND INFECTIOUS DISEASES RESEARCH		PASS-THROUGH	UNIVERSITY OF SOUTH FLORIDA	A137215	214,917	
93.855	ALLERGY AND INFECTIOUS DISEASES RESEARCH		PASS-THROUGH	UNIVERSITY OF SOUTHERN CALIFORNIA	132725895:3	51,110	
93.855	ALLERGY AND INFECTIOUS DISEASES RESEARCH		PASS-THROUGH	UNIVERSITY OF TEXAS AT SAN ANTONIO	1000005281	98,052	
93.855	ALLERGY AND INFECTIOUS DISEASES RESEARCH		PASS-THROUGH	UNIVERSITY OF TEXAS HEALTH SCIENCE CENTER AT SAN ANTONIO	A137367	20,490	
93.855	ALLERGY AND INFECTIOUS DISEASES RESEARCH		PASS-THROUGH	UNIVERSITY OF TEXAS MEDICAL BRANCH AT GALVESTON	23-86390-04/PO#AB0897954	27,361	
93.855	ALLERGY AND INFECTIOUS DISEASES RESEARCH		PASS-THROUGH	UNIVERSITY OF TEXAS MEDICAL BRANCH AT GALVESTON	23-86408-03	237,729	
93.855	ALLERGY AND INFECTIOUS DISEASES RESEARCH		PASS-THROUGH	UNIVERSITY OF TORONTO	A140634	402,643	
93.855	ALLERGY AND INFECTIOUS DISEASES RESEARCH		PASS-THROUGH	UNIVERSITY OF UTAH	10059619-01-UCSD	84,339	
93.855	ALLERGY AND INFECTIOUS DISEASES RESEARCH		PASS-THROUGH	UNIVERSITY OF UTAH	10061484-01-UCI	34,876	
93.855	ALLERGY AND INFECTIOUS DISEASES RESEARCH		PASS-THROUGH	UNIVERSITY OF UTAH	10062103-16-CADL	165,387	
93.855	ALLERGY AND INFECTIOUS DISEASES RESEARCH		PASS-THROUGH	UNIVERSITY OF UTAH	10070057-01-UC	2,280	
93.855	ALLERGY AND INFECTIOUS DISEASES RESEARCH		PASS-THROUGH	UNIVERSITY OF UTAH	Sub 10062103-11-UCSD	257,828	
93.855	ALLERGY AND INFECTIOUS DISEASES RESEARCH		PASS-THROUGH	UNIVERSITY OF UTAH	U000386503	374,960	
93.855	ALLERGY AND INFECTIOUS DISEASES RESEARCH		PASS-THROUGH	UNIVERSITY OF WASHINGTON	A134811	22,992	
93.855	ALLERGY AND INFECTIOUS DISEASES RESEARCH		PASS-THROUGH	UNIVERSITY OF WASHINGTON	A138950	138,609	
93.855	ALLERGY AND INFECTIOUS DISEASES RESEARCH		PASS-THROUGH	UNIVERSITY OF WASHINGTON	A139609	(27)	
93.855	ALLERGY AND INFECTIOUS DISEASES RESEARCH		PASS-THROUGH	UNIVERSITY OF WASHINGTON	sub UWSC12876 (A1148300)	173,653	
93.855	ALLERGY AND INFECTIOUS DISEASES RESEARCH		PASS-THROUGH	UNIVERSITY OF WASHINGTON	Sub UWSC14574 (A1175152)	300,066	
93.855	ALLERGY AND INFECTIOUS DISEASES RESEARCH		PASS-THROUGH	UNIVERSITY OF WASHINGTON	UWSC13063	911,754	
93.855	ALLERGY AND INFECTIOUS DISEASES RESEARCH		PASS-THROUGH	UNIVERSITY OF WISCONSIN-MADISON	0000002969	2,983	
93.855	ALLERGY AND INFECTIOUS DISEASES RESEARCH		PASS-THROUGH	UNIVERSITY OF WISCONSIN-MADISON	844K863	2,774	
93.855	ALLERGY AND INFECTIOUS DISEASES RESEARCH		PASS-THROUGH	UNIVERSITY OF WISCONSIN-MADISON	A137811	420,697	
93.855	ALLERGY AND INFECTIOUS DISEASES RESEARCH		PASS-THROUGH	VANDERBILT UNIVERSITY	VUMC96943	(5,903)	
93.855	ALLERGY AND INFECTIOUS DISEASES RESEARCH		PASS-THROUGH	VANDERBILT UNIVERSITY	VUMC96944	45,509	
93.855	ALLERGY AND INFECTIOUS DISEASES RESEARCH		PASS-THROUGH	VANDERBILT UNIVERSITY MEDICAL CENTER	A142525	21,565	
93.855	ALLERGY AND INFECTIOUS DISEASES RESEARCH		PASS-THROUGH	VANDERBILT UNIVERSITY MEDICAL CENTER	Sub VUMC81650 (A1150739)	139,404	
93.855	ALLERGY AND INFECTIOUS DISEASES RESEARCH		PASS-THROUGH	VETERANS MEDICAL RESEARCH FOUNDATION OF SAN DIEGO	3UM1AI144462-01SI	(40,657)	
93.855	ALLERGY AND INFECTIOUS DISEASES RESEARCH		PASS-THROUGH	VETERANS MEDICAL RESEARCH FOUNDATION OF SAN DIEGO	Sub 100970001-325453	(71)	

University of California
Schedule of Expenditures of Federal Awards

For the Fiscal Year Ended June 30, 2024
(Expressed in Whole Dollars)

Assistance Listing Number	Federal Program Title	Additional Award Identification	Direct / Pass Through	Agency or Pass Through Entity	Pass Through No. or Other Identifier	Federal Expenditures	Funds Passed Through to Subrecipients
93.855	ALLERGY AND INFECTIOUS DISEASES RESEARCH		PASS-THROUGH	VETERANS MEDICAL RESEARCH FOUNDATION OF SAN DIEGO	VPA Lewinski 328199 VPA (Guatelli) 323319	20,993	
93.855	ALLERGY AND INFECTIOUS DISEASES RESEARCH		PASS-THROUGH	VETERANS MEDICAL RESEARCH FOUNDATION OF SAN DIEGO	(AI08166 VPA 327054 (1R21AI162159-01A1)	47,640	
93.855	ALLERGY AND INFECTIOUS DISEASES RESEARCH		PASS-THROUGH	VETERANS MEDICAL RESEARCH FOUNDATION OF SAN DIEGO		16,758	
93.855	ALLERGY AND INFECTIOUS DISEASES RESEARCH		PASS-THROUGH	VETERANS MEDICAL RESEARCH FOUNDATION OF SAN DIEGO	VPA GUATELLI 322679rev VPA Guatelli 326870 (AI116194)	4,155	
93.855	ALLERGY AND INFECTIOUS DISEASES RESEARCH		PASS-THROUGH	VETERANS MEDICAL RESEARCH FOUNDATION OF SAN DIEGO		2,204	
93.855	ALLERGY AND INFECTIOUS DISEASES RESEARCH		PASS-THROUGH	VETERANS MEDICAL RESEARCH FOUNDATION OF SAN DIEGO	VPA Guatelli 326944 VPA Guatelli 326946 (AI172489)	6,449	
93.855	ALLERGY AND INFECTIOUS DISEASES RESEARCH		PASS-THROUGH	VETERANS MEDICAL RESEARCH FOUNDATION OF SAN DIEGO	VPA Guatelli 328198 (AI172547)	5,133	
93.855	ALLERGY AND INFECTIOUS DISEASES RESEARCH		PASS-THROUGH	VETERANS MEDICAL RESEARCH FOUNDATION OF SAN DIEGO		8,870	
93.855	ALLERGY AND INFECTIOUS DISEASES RESEARCH		PASS-THROUGH	VETERANS MEDICAL RESEARCH FOUNDATION OF SAN DIEGO	VPA Guatelli 328206 VPA LAMERE 327867 (AI162159)	2,760	
93.855	ALLERGY AND INFECTIOUS DISEASES RESEARCH		PASS-THROUGH	VETERANS MEDICAL RESEARCH FOUNDATION OF SAN DIEGO		866	
93.855	ALLERGY AND INFECTIOUS DISEASES RESEARCH		PASS-THROUGH	VETERANS MEDICAL RESEARCH FOUNDATION OF SAN DIEGO	VPA Lewinski 328208 VPA Lewinski 326868 (AI172489)	20,993	
93.855	ALLERGY AND INFECTIOUS DISEASES RESEARCH		PASS-THROUGH	VETERANS MEDICAL RESEARCH FOUNDATION OF SAN DIEGO	VPA Lewinski 326869 (36477-1)	21,434	
93.855	ALLERGY AND INFECTIOUS DISEASES RESEARCH		PASS-THROUGH	VETERANS MEDICAL RESEARCH FOUNDATION OF SAN DIEGO		3,406	
93.855	ALLERGY AND INFECTIOUS DISEASES RESEARCH		PASS-THROUGH	VETERANS MEDICAL RESEARCH FOUNDATION OF SAN DIEGO	VPA PA Rajendra Singh 32695 VPA Singh 323261 (AI081668)	3,351	
93.855	ALLERGY AND INFECTIOUS DISEASES RESEARCH		PASS-THROUGH	VETERANS MEDICAL RESEARCH FOUNDATION OF SAN DIEGO		18,964	
93.855	ALLERGY AND INFECTIOUS DISEASES RESEARCH		PASS-THROUGH	VETERANS MEDICAL RESEARCH FOUNDATION OF SAN DIEGO	VPA Singh 326873 (AI116194)	5,716	
93.855	ALLERGY AND INFECTIOUS DISEASES RESEARCH		PASS-THROUGH	VETERANS MEDICAL RESEARCH FOUNDATION OF SAN DIEGO	VPA Singh 326945	6,422	
93.855	ALLERGY AND INFECTIOUS DISEASES RESEARCH		PASS-THROUGH	VETERANS MEDICAL RESEARCH FOUNDATION OF SAN DIEGO	VPA Singh 328207 (AI16897)	22,633	
93.855	ALLERGY AND INFECTIOUS DISEASES RESEARCH		PASS-THROUGH	VETERANS MEDICAL RESEARCH FOUNDATION OF SAN DIEGO	VPA Singh 328698 (AI172547)	13,711	
93.855	ALLERGY AND INFECTIOUS DISEASES RESEARCH		PASS-THROUGH	VETERANS MEDICAL RESEARCH FOUNDATION OF SAN DIEGO	VPA Stoneham 323290(AI140991) VPA Stoneham 323309(AI081668) VPA STONEHAM 323901 (AI129706)	5,372	
93.855	ALLERGY AND INFECTIOUS DISEASES RESEARCH		PASS-THROUGH	VETERANS MEDICAL RESEARCH FOUNDATION OF SAN DIEGO		50,627	
93.855	ALLERGY AND INFECTIOUS DISEASES RESEARCH		PASS-THROUGH	VETERANS MEDICAL RESEARCH FOUNDATION OF SAN DIEGO		21,977	
93.855	ALLERGY AND INFECTIOUS DISEASES RESEARCH		PASS-THROUGH	VETERANS MEDICAL RESEARCH FOUNDATION OF SAN DIEGO	VPA STONEHAM 323902 VPA STONEHAM 324043 (AI116194) VPA Stoneham 326867 (AI172599) VPA Stoneham 326952 (AI172547) VPA Stoneham 328205 (AI171443)	(1,932)	
93.855	ALLERGY AND INFECTIOUS DISEASES RESEARCH		PASS-THROUGH	VETERANS MEDICAL RESEARCH FOUNDATION OF SAN DIEGO		21,489	
93.855	ALLERGY AND INFECTIOUS DISEASES RESEARCH		PASS-THROUGH	VETERANS MEDICAL RESEARCH FOUNDATION OF SAN DIEGO		25,372	
93.855	ALLERGY AND INFECTIOUS DISEASES RESEARCH		PASS-THROUGH	VETERANS MEDICAL RESEARCH FOUNDATION OF SAN DIEGO		10,210	
93.855	ALLERGY AND INFECTIOUS DISEASES RESEARCH		PASS-THROUGH	VETERANS MEDICAL RESEARCH FOUNDATION OF SAN DIEGO		97,171	

University of California
Schedule of Expenditures of Federal Awards

For the Fiscal Year Ended June 30, 2024
(Expressed in Whole Dollars)

Assistance Listing Number	Federal Program Title	Additional Award Identification	Direct / Pass Through	Agency or Pass Through Entity	Pass Through No. or Other Identifier	Federal Expenditures	Funds Passed Through to Subrecipients
93.855	ALLERGY AND INFECTIOUS DISEASES RESEARCH		PASS-THROUGH	VITALANT	A139740	320,329	
93.855	ALLERGY AND INFECTIOUS DISEASES RESEARCH		PASS-THROUGH	WASHINGTON UNIVERSITY IN ST. LOUIS	Sub WU-24-0296 (AI174587)	36,638	
93.855	ALLERGY AND INFECTIOUS DISEASES RESEARCH		PASS-THROUGH	WISTAR INSTITUTE, THE	25901-82-324	92,572	
93.855	ALLERGY AND INFECTIOUS DISEASES RESEARCH		PASS-THROUGH	WISTAR INSTITUTE, THE	sub 25900-32-324 (AI164570)	108,534	
93.855	ALLERGY AND INFECTIOUS DISEASES RESEARCH		PASS-THROUGH	WITS HEALTH CONSORTIUM (PTY) LIMITED	A142705	23,511	
93.855	ALLERGY AND INFECTIOUS DISEASES RESEARCH		PASS-THROUGH	YALE UNIVERSITY	A133576	173,047	
93.855	ALLERGY AND INFECTIOUS DISEASES RESEARCH		PASS-THROUGH	YALE UNIVERSITY	CON-80002963-GR11259	101,174	
93.855	ALLERGY AND INFECTIOUS DISEASES RESEARCH		PASS-THROUGH	YALE UNIVERSITY	CON-80004224	11,086	
93.856	MICROBIOLOGY AND INFECTIOUS DISEASES RESEARCH		DIRECT	DEPARTMENT OF HEALTH AND HUMAN SERVICES (HHS)		824,807	
93.858	NATIONAL COLLABORATION TO SUPPORT HEALTH, WELLNESS AND ACADEMIC SUCCESS OF SCHOOL-AGE CHILDREN		DIRECT	DEPARTMENT OF HEALTH AND HUMAN SERVICES (HHS)		7,752,362	720,870
93.858	NATIONAL COLLABORATION TO SUPPORT HEALTH, WELLNESS AND ACADEMIC SUCCESS OF SCHOOL-AGE CHILDREN		PASS-THROUGH	BRIGHAM AND WOMEN'S HOSPITAL	sub 121940 (GM132825)	95,712	
93.858	NATIONAL COLLABORATION TO SUPPORT HEALTH, WELLNESS AND ACADEMIC SUCCESS OF SCHOOL-AGE CHILDREN		PASS-THROUGH	BRIGHAM AND WOMEN'S HOSPITAL	SUB 122837 (GM118467)	65	
93.858	NATIONAL COLLABORATION TO SUPPORT HEALTH, WELLNESS AND ACADEMIC SUCCESS OF SCHOOL-AGE CHILDREN		PASS-THROUGH	CITY UNIVERSITY OF NEW YORK	Sub CM00001969-00 (GM100946)	(10)	
93.858	NATIONAL COLLABORATION TO SUPPORT HEALTH, WELLNESS AND ACADEMIC SUCCESS OF SCHOOL-AGE CHILDREN		PASS-THROUGH	INDIAN HEALTH COUNCIL, INC.	Sub 20174885 (GM128073)	30,220	
93.858	NATIONAL COLLABORATION TO SUPPORT HEALTH, WELLNESS AND ACADEMIC SUCCESS OF SCHOOL-AGE CHILDREN		PASS-THROUGH	THE CHILDREN'S HOSPITAL CORPORATION	Sub GENFD0001672402 (GM118467)	536	
93.859	BIOMEDICAL RESEARCH AND RESEARCH TRAINING		DIRECT	DEPARTMENT OF HEALTH AND HUMAN SERVICES (HHS)		252,211,957	4,195,081
93.859	BIOMEDICAL RESEARCH AND RESEARCH TRAINING		PASS-THROUGH	ADAMAS NANOTECHNOLOGIES	ANI1015	125,800	
93.859	BIOMEDICAL RESEARCH AND RESEARCH TRAINING		PASS-THROUGH	ALGEN BIOPHARMACEUTICALS, INC.	A141037	18,310	
93.859	BIOMEDICAL RESEARCH AND RESEARCH TRAINING		PASS-THROUGH	BRIDGE12 TECHNOLOGIES, INC.	CNIGM0113	87,101	
93.859	BIOMEDICAL RESEARCH AND RESEARCH TRAINING		PASS-THROUGH	CAL STATE L.A. UNIVERSITY AUXILIARY SERVICES, INC. (UAS)	UCI-G01241	6,086	
93.859	BIOMEDICAL RESEARCH AND RESEARCH TRAINING		PASS-THROUGH	CALIFORNIA INSTITUTE OF TECHNOLOGY	S504305:04	33,030	
93.859	BIOMEDICAL RESEARCH AND RESEARCH TRAINING		PASS-THROUGH	CALIFORNIA STATE POLYTECHNIC UNIVERSITY, POMONA	S23-000225-UCR	877	
93.859	BIOMEDICAL RESEARCH AND RESEARCH TRAINING		PASS-THROUGH	CALIFORNIA STATE UNIVERSITY SAN MARCOS CORPORATION	Sub 85292-UCSD (GM146604)	890	
93.859	BIOMEDICAL RESEARCH AND RESEARCH TRAINING		PASS-THROUGH	CALIFORNIA STATE UNIVERSITY, LONG BEACH FOUNDATION	SG25262110UCI	14,580	
93.859	BIOMEDICAL RESEARCH AND RESEARCH TRAINING		PASS-THROUGH	CALIFORNIA STATE UNIVERSITY, LONG BEACH FOUNDATION	SG269322100UCLA	1,428	
93.859	BIOMEDICAL RESEARCH AND RESEARCH TRAINING		PASS-THROUGH	CALIFORNIA STATE UNIVERSITY, LONG BEACH FOUNDATION	SG26932210UCLA	1,419	
93.859	BIOMEDICAL RESEARCH AND RESEARCH TRAINING		PASS-THROUGH	CHARLES R. DREW UNIVERSITY OF MEDICINE AND SCIENCE	22-23-RS-G0075340-UC	18,174	
93.859	BIOMEDICAL RESEARCH AND RESEARCH TRAINING		PASS-THROUGH	CITY UNIVERSITY OF NEW YORK	CM00004850-04	52,408	
93.859	BIOMEDICAL RESEARCH AND RESEARCH TRAINING		PASS-THROUGH	CLAREMONT COLLEGES	1R15GM135860-01-01	11,204	
93.859	BIOMEDICAL RESEARCH AND RESEARCH TRAINING		PASS-THROUGH	CORNELL UNIVERSITY	194963	40,095	
93.859	BIOMEDICAL RESEARCH AND RESEARCH TRAINING		PASS-THROUGH	DEFINED BIOSCIENCE, INC.	Sub 30135292 (GM140750)	(17,578)	
93.859	BIOMEDICAL RESEARCH AND RESEARCH TRAINING		PASS-THROUGH	FELIX BIOTECHNOLOGY, INC.	A139651	63	
93.859	BIOMEDICAL RESEARCH AND RESEARCH TRAINING		PASS-THROUGH	FLUID DISCOVERY, INC	A141430	64,619	
93.859	BIOMEDICAL RESEARCH AND RESEARCH TRAINING		PASS-THROUGH	FORCYTE BIOTECHNOLOGIES INC	220084	472	
93.859	BIOMEDICAL RESEARCH AND RESEARCH TRAINING		PASS-THROUGH	HAUPTMAN-WOODWARD MEDICAL RESEARCH INSTITUTE, INC.	A141595	133,851	
93.859	BIOMEDICAL RESEARCH AND RESEARCH TRAINING		PASS-THROUGH	INCIPIAN LLC	I-222237	8,146	
93.859	BIOMEDICAL RESEARCH AND RESEARCH TRAINING		PASS-THROUGH	INDIAN HEALTH COUNCIL, INC.	Sub 20192950 (GM128073)	2,329	
93.859	BIOMEDICAL RESEARCH AND RESEARCH TRAINING		PASS-THROUGH	INTEGRATED MICRO-CHROMATOGRAPHY SYSTEMS, INC.	A21-0636	192,785	
93.859	BIOMEDICAL RESEARCH AND RESEARCH TRAINING		PASS-THROUGH	INTEGRATED MICRO-CHROMATOGRAPHY SYSTEMS, INC.	A22-0568	410,239	
93.859	BIOMEDICAL RESEARCH AND RESEARCH TRAINING		PASS-THROUGH	IOWA STATE UNIVERSITY	020751A	29,322	
93.859	BIOMEDICAL RESEARCH AND RESEARCH TRAINING		PASS-THROUGH	LOYOLA UNIVERSITY OF CHICAGO	213711-UCI	137,391	

University of California
Schedule of Expenditures of Federal Awards

For the Fiscal Year Ended June 30, 2024
(Expressed in Whole Dollars)

Assistance Listing Number	Federal Program Title	Additional Award Identification	Direct / Pass Through	Agency or Pass Through Entity	Pass Through No. or Other Identifier	Federal Expenditures	Funds Passed Through to Subrecipients
93.859	BIOMEDICAL RESEARCH AND RESEARCH TRAINING		PASS-THROUGH	MAYO CLINIC/MAYO FOUNDATION FOR MEDICAL EDUCATION & RESEARCH	UCA-251795	124,878	
93.859	BIOMEDICAL RESEARCH AND RESEARCH TRAINING		PASS-THROUGH	MEDICAL COLLEGE OF WISCONSIN	20185107:3	(3,838)	
93.859	BIOMEDICAL RESEARCH AND RESEARCH TRAINING		PASS-THROUGH	MICHIGAN STATE UNIVERSITY	RC110435UC	8,949	
93.859	BIOMEDICAL RESEARCH AND RESEARCH TRAINING		PASS-THROUGH	NANOCELECT BIOMEDICAL, INC.	30225099	160,866	
93.859	BIOMEDICAL RESEARCH AND RESEARCH TRAINING		PASS-THROUGH	NORTH CAROLINA STATE UNIVERSITY	A130711	14,000	
93.859	BIOMEDICAL RESEARCH AND RESEARCH TRAINING		PASS-THROUGH	PURDUE UNIVERSITY	11001253-017	13,384	
93.859	BIOMEDICAL RESEARCH AND RESEARCH TRAINING		PASS-THROUGH	RESEARCH FOUNDATION FOR THE STATE UNIVERSITY OF NEW YORK, TH	98630/1185264/2	104,211	
93.859	BIOMEDICAL RESEARCH AND RESEARCH TRAINING		PASS-THROUGH	ROCKEFELLER UNIVERSITY	A133512	178,896	
93.859	BIOMEDICAL RESEARCH AND RESEARCH TRAINING		PASS-THROUGH	ROCKEFELLER UNIVERSITY	A133514	80	
93.859	BIOMEDICAL RESEARCH AND RESEARCH TRAINING		PASS-THROUGH	ROCKEFELLER UNIVERSITY	A142398	53,592	
93.859	BIOMEDICAL RESEARCH AND RESEARCH TRAINING		PASS-THROUGH	SEATTLE CHILDREN'S HOSPITAL	12628SUB (AI150472)	51,771	
93.859	BIOMEDICAL RESEARCH AND RESEARCH TRAINING		PASS-THROUGH	STANFORD UNIVERSITY	62241037-136718	391,652	
93.859	BIOMEDICAL RESEARCH AND RESEARCH TRAINING		PASS-THROUGH	STANFORD UNIVERSITY	63008111-238814	7,850	
93.859	BIOMEDICAL RESEARCH AND RESEARCH TRAINING		PASS-THROUGH	STANFORD UNIVERSITY	A135559	71,482	
93.859	BIOMEDICAL RESEARCH AND RESEARCH TRAINING		PASS-THROUGH	STONY BROOK UNIVERSITY (A STATE UNIVERSITY OF NEW YORK CAMPU	79590/2/1142917	9,671	
93.859	BIOMEDICAL RESEARCH AND RESEARCH TRAINING		PASS-THROUGH	TEXAS A&M UNIVERSITY - COLLEGE STATION	M22016332852149000002	89,492	
93.859	BIOMEDICAL RESEARCH AND RESEARCH TRAINING		PASS-THROUGH	THE SCRIPPS RESEARCH INSTITUTE	Sub 5-53979 (GM133157)	59,510	
93.859	BIOMEDICAL RESEARCH AND RESEARCH TRAINING		PASS-THROUGH	UNIVERSITY CORPORATION AT MONTEREY BAY	210222-5056301A-S-A	33,903	
93.859	BIOMEDICAL RESEARCH AND RESEARCH TRAINING		PASS-THROUGH	UNIVERSITY OF CHICAGO	Sub FP063513-02 (GM121964)	(3,067)	
93.859	BIOMEDICAL RESEARCH AND RESEARCH TRAINING		PASS-THROUGH	UNIVERSITY OF COLORADO ANSCHUTZ MEDICAL CAMPUS	Sub FY24.752.002	97,075	
93.859	BIOMEDICAL RESEARCH AND RESEARCH TRAINING		PASS-THROUGH	UNIVERSITY OF COLORADO BOULDER	1558952	(2,716)	
93.859	BIOMEDICAL RESEARCH AND RESEARCH TRAINING		PASS-THROUGH	UNIVERSITY OF COLORADO BOULDER	1558953/PO1001371666	12,072	
93.859	BIOMEDICAL RESEARCH AND RESEARCH TRAINING		PASS-THROUGH	UNIVERSITY OF COLORADO BOULDER	Sub 1558951 (GM132386)	117,900	
93.859	BIOMEDICAL RESEARCH AND RESEARCH TRAINING		PASS-THROUGH	UNIVERSITY OF FLORIDA	SUB00002262:4	137,395	
93.859	BIOMEDICAL RESEARCH AND RESEARCH TRAINING		PASS-THROUGH	UNIVERSITY OF GEORGIA	SUB00002439	227,655	
93.859	BIOMEDICAL RESEARCH AND RESEARCH TRAINING		PASS-THROUGH	UNIVERSITY OF GEORGIA	SUB00002440	93,588	
93.859	BIOMEDICAL RESEARCH AND RESEARCH TRAINING		PASS-THROUGH	UNIVERSITY OF ILLINOIS CHICAGO	18369	1,915	
93.859	BIOMEDICAL RESEARCH AND RESEARCH TRAINING		PASS-THROUGH	UNIVERSITY OF ILLINOIS URBANA-CHAMPAIGN	A127981	205	
93.859	BIOMEDICAL RESEARCH AND RESEARCH TRAINING		PASS-THROUGH	UNIVERSITY OF KANSAS / UNIVERSITY OF KANSAS CENTER FOR RESEA	AWD10000371	19,607	
93.859	BIOMEDICAL RESEARCH AND RESEARCH TRAINING		PASS-THROUGH	UNIVERSITY OF KENTUCKY/THE UNIVERSITY OF KENTUCKY RESEARCH F	3200005247-23-226	12,731	
93.859	BIOMEDICAL RESEARCH AND RESEARCH TRAINING		PASS-THROUGH	UNIVERSITY OF KENTUCKY/THE UNIVERSITY OF KENTUCKY RESEARCH F	3200005771-24-111	50,398	
93.859	BIOMEDICAL RESEARCH AND RESEARCH TRAINING		PASS-THROUGH	UNIVERSITY OF MICHIGAN	SUBK00011347 (NIH PRIME)	7,427	
93.859	BIOMEDICAL RESEARCH AND RESEARCH TRAINING		PASS-THROUGH	UNIVERSITY OF ROCHESTER	SUB00000085/URFAO:GR530	25,392	
93.859	BIOMEDICAL RESEARCH AND RESEARCH TRAINING		PASS-THROUGH	UNIVERSITY OF SOUTHERN CALIFORNIA	913	128,154	
93.859	BIOMEDICAL RESEARCH AND RESEARCH TRAINING		PASS-THROUGH	UNIVERSITY OF TEXAS SOUTHWESTERN MEDICAL CENTER	131850862	141,046	
93.859	BIOMEDICAL RESEARCH AND RESEARCH TRAINING		PASS-THROUGH	UNIVERSITY OF WASHINGTON	GMO220311 PO#0000002	44,664	
93.859	BIOMEDICAL RESEARCH AND RESEARCH TRAINING		PASS-THROUGH	UNIVERSITY OF WASHINGTON	UWSC14939	86,588	
93.859	BIOMEDICAL RESEARCH AND RESEARCH TRAINING		PASS-THROUGH	UNIVERSITY OF WASHINGTON	UWSC14941	103,136	
93.859	BIOMEDICAL RESEARCH AND RESEARCH TRAINING		PASS-THROUGH	UNIVERSITY OF WISCONSIN-MADISON	0000003400 (GM147652)	3,865	
93.859	BIOMEDICAL RESEARCH AND RESEARCH TRAINING		PASS-THROUGH	VANDERBILT UNIVERSITY	P21025682/UNIV61906	140,894	
93.859	BIOMEDICAL RESEARCH AND RESEARCH TRAINING		PASS-THROUGH	VIRGINIA TECH CARILION SCHOOL OF MEDICINE, INC	412703-19A28(GM143940)	70,231	
93.859	BIOMEDICAL RESEARCH AND RESEARCH TRAINING		PASS-THROUGH	YALE UNIVERSITY	CON-80003969	56,309	
93.859	BIOMEDICAL RESEARCH AND RESEARCH TRAINING		PASS-THROUGH	YALE UNIVERSITY	CON-80004464		
93.859	BIOMEDICAL RESEARCH AND RESEARCH TRAINING		PASS-THROUGH	YALE UNIVERSITY	GR111847 (CON-80002871)	77,393	
93.860	EMERGING INFECTIONS SENTINEL NETWORKS		DIRECT	DEPARTMENT OF HEALTH AND HUMAN SERVICES (HHS)		4,844,052	4,010,045

University of California
Schedule of Expenditures of Federal Awards

For the Fiscal Year Ended June 30, 2024
(Expressed in Whole Dollars)

Assistance Listing Number	Federal Program Title	Additional Award Identification	Direct / Pass Through	Agency or Pass Through Entity	Pass Through No. or Other Identifier	Federal Expenditures	Funds Passed Through to Subrecipients
93.861	STRENGTHENING THE PUBLIC HEALTH SYSTEM IN US-AFFILIATED PACIFIC ISLANDS (PPHF)		DIRECT	DEPARTMENT OF HEALTH AND HUMAN SERVICES (HHS)		(37,204)	
93.864	CHILD HEALTH AND HUMAN DEVELOPMENT EXTRAMURAL RESEARCH		DIRECT	DEPARTMENT OF HEALTH AND HUMAN SERVICES (HHS)		2,438	
93.865	CHILD HEALTH AND HUMAN DEVELOPMENT EXTRAMURAL RESEARCH		DIRECT	DEPARTMENT OF HEALTH AND HUMAN SERVICES (HHS)		90,700,613	10,610,054
93.865	CHILD HEALTH AND HUMAN DEVELOPMENT EXTRAMURAL RESEARCH		PASS-THROUGH	ANN & ROBERT H. LURIE CHILDREN'S HOSPITAL OF CHICAGO	A21-0004-S005-UC DAV	63,452	
93.865	CHILD HEALTH AND HUMAN DEVELOPMENT EXTRAMURAL RESEARCH		PASS-THROUGH	BAYLOR COLLEGE OF MEDICINE	700000309:4	(1,361)	
93.865	CHILD HEALTH AND HUMAN DEVELOPMENT EXTRAMURAL RESEARCH		PASS-THROUGH	BAYLOR COLLEGE OF MEDICINE	A142780 Sub 6702-UCSD-05S1	221,453	
93.865	CHILD HEALTH AND HUMAN DEVELOPMENT EXTRAMURAL RESEARCH		PASS-THROUGH	BOSTON MEDICAL CENTER CORPORATION	(HD096798) Sub BMC ID 6928	32,532	
93.865	CHILD HEALTH AND HUMAN DEVELOPMENT EXTRAMURAL RESEARCH		PASS-THROUGH	BOSTON MEDICAL CENTER CORPORATION	(HD096798)	(11)	
93.865	CHILD HEALTH AND HUMAN DEVELOPMENT EXTRAMURAL RESEARCH		PASS-THROUGH	CASE WESTERN RESERVE UNIVERSITY	RESS16081:3	17,061	
93.865	CHILD HEALTH AND HUMAN DEVELOPMENT EXTRAMURAL RESEARCH		PASS-THROUGH	CBEZ, LLC	A24-2385	32,519	
93.865	CHILD HEALTH AND HUMAN DEVELOPMENT EXTRAMURAL RESEARCH		PASS-THROUGH	CEDARS-SINAI MEDICAL CENTER	0002019957:1	(21)	
93.865	CHILD HEALTH AND HUMAN DEVELOPMENT EXTRAMURAL RESEARCH		PASS-THROUGH	CHILDREN'S HOSPITAL LOS ANGELES	000013556-C	9,345	
93.865	CHILD HEALTH AND HUMAN DEVELOPMENT EXTRAMURAL RESEARCH		PASS-THROUGH	CHILDREN'S HOSPITAL LOS ANGELES	000013763-E:3	11,870	
93.865	CHILD HEALTH AND HUMAN DEVELOPMENT EXTRAMURAL RESEARCH		PASS-THROUGH	CHILDREN'S HOSPITAL LOS ANGELES	000014206-A:1	7,042	
93.865	CHILD HEALTH AND HUMAN DEVELOPMENT EXTRAMURAL RESEARCH		PASS-THROUGH	CHILDREN'S HOSPITAL LOS ANGELES	000014206-B:1	(13,749)	
93.865	CHILD HEALTH AND HUMAN DEVELOPMENT EXTRAMURAL RESEARCH		PASS-THROUGH	CHILDREN'S HOSPITAL LOS ANGELES	000015251-A 2R01DK110 sub (000013869-B)	8,268	
93.865	CHILD HEALTH AND HUMAN DEVELOPMENT EXTRAMURAL RESEARCH		PASS-THROUGH	CHILDREN'S HOSPITAL LOS ANGELES		20,852	
93.865	CHILD HEALTH AND HUMAN DEVELOPMENT EXTRAMURAL RESEARCH		PASS-THROUGH	CHILDREN'S HOSPITAL LOS ANGELES	A133971	3,011	
93.865	CHILD HEALTH AND HUMAN DEVELOPMENT EXTRAMURAL RESEARCH		PASS-THROUGH	CHILDREN'S HOSPITAL LOS ANGELES	A138395 SUB 000013556-B	191,268	
93.865	CHILD HEALTH AND HUMAN DEVELOPMENT EXTRAMURAL RESEARCH		PASS-THROUGH	CHILDREN'S HOSPITAL LOS ANGELES	(HD101641) Sub 000014111-D	30,405	
93.865	CHILD HEALTH AND HUMAN DEVELOPMENT EXTRAMURAL RESEARCH		PASS-THROUGH	CHILDREN'S HOSPITAL LOS ANGELES	(HD105656)	48,640	
93.865	CHILD HEALTH AND HUMAN DEVELOPMENT EXTRAMURAL RESEARCH		PASS-THROUGH	CHILDREN'S HOSPITAL MEDICAL CENTER	A138035	34,592	
93.865	CHILD HEALTH AND HUMAN DEVELOPMENT EXTRAMURAL RESEARCH		PASS-THROUGH	CHILDREN'S HOSPITAL OF PHILADELPHIA	A137584	38,785	
93.865	CHILD HEALTH AND HUMAN DEVELOPMENT EXTRAMURAL RESEARCH		PASS-THROUGH	CHILDREN'S RESEARCH INSTITUTE	30005547-03:04	50,493	
93.865	CHILD HEALTH AND HUMAN DEVELOPMENT EXTRAMURAL RESEARCH		PASS-THROUGH	CINCINNATI CHILDREN'S HOSPITAL MEDICAL CENTER	312999	400,164	
93.865	CHILD HEALTH AND HUMAN DEVELOPMENT EXTRAMURAL RESEARCH		PASS-THROUGH	CINCINNATI CHILDREN'S HOSPITAL MEDICAL CENTER	OS00000125/312997	33,266	
93.865	CHILD HEALTH AND HUMAN DEVELOPMENT EXTRAMURAL RESEARCH		PASS-THROUGH	CINCINNATI CHILDREN'S HOSPITAL MEDICAL CENTER	OS00000346/400289	56,906	

University of California
Schedule of Expenditures of Federal Awards

For the Fiscal Year Ended June 30, 2024
(Expressed in Whole Dollars)

Assistance Listing Number	Federal Program Title	Additional Award Identification	Direct / Pass Through	Agency or Pass Through Entity	Pass Through No. or Other Identifier	Federal Expenditures	Funds Passed Through to Subrecipients
93.865	CHILD HEALTH AND HUMAN DEVELOPMENT EXTRAMURAL RESEARCH		PASS-THROUGH	COLORADO STATE UNIVERSITY	A142944	305,603	
93.865	CHILD HEALTH AND HUMAN DEVELOPMENT EXTRAMURAL RESEARCH		PASS-THROUGH	COLORADO STATE UNIVERSITY	G-45002-03	118,895	
93.865	CHILD HEALTH AND HUMAN DEVELOPMENT EXTRAMURAL RESEARCH		PASS-THROUGH	COLUMBIA UNIVERSITY	2(GG017201-01):2	47,043	
93.865	CHILD HEALTH AND HUMAN DEVELOPMENT EXTRAMURAL RESEARCH		PASS-THROUGH	COLUMBIA UNIVERSITY	A142357	21,923	
93.865	CHILD HEALTH AND HUMAN DEVELOPMENT EXTRAMURAL RESEARCH		PASS-THROUGH	COLUMBIA UNIVERSITY IRVING MEDICAL CENTER	Sub 3(GG017201-01)	17,682	
93.865	CHILD HEALTH AND HUMAN DEVELOPMENT EXTRAMURAL RESEARCH		PASS-THROUGH	CORNELL UNIVERSITY	228339-2	51,411	
93.865	CHILD HEALTH AND HUMAN DEVELOPMENT EXTRAMURAL RESEARCH		PASS-THROUGH	CORNELL UNIVERSITY	87702-11249:2	128	
93.865	CHILD HEALTH AND HUMAN DEVELOPMENT EXTRAMURAL RESEARCH		PASS-THROUGH	CORNELL UNIVERSITY	A138313	3,942	
93.865	CHILD HEALTH AND HUMAN DEVELOPMENT EXTRAMURAL RESEARCH		PASS-THROUGH	DREXEL UNIVERSITY	910006	90,346	
93.865	CHILD HEALTH AND HUMAN DEVELOPMENT EXTRAMURAL RESEARCH		PASS-THROUGH	DUKE UNIVERSITY	305390-00002	(40,965)	
93.865	CHILD HEALTH AND HUMAN DEVELOPMENT EXTRAMURAL RESEARCH		PASS-THROUGH	DUKE UNIVERSITY	A031513	97,294	
93.865	CHILD HEALTH AND HUMAN DEVELOPMENT EXTRAMURAL RESEARCH		PASS-THROUGH	DUKE UNIVERSITY	A03-1915	156,381	
93.865	CHILD HEALTH AND HUMAN DEVELOPMENT EXTRAMURAL RESEARCH		PASS-THROUGH	DUKE UNIVERSITY	A03-2101	(2,950)	
93.865	CHILD HEALTH AND HUMAN DEVELOPMENT EXTRAMURAL RESEARCH		PASS-THROUGH	DUKE UNIVERSITY	sub 302000435 (HD113189)	97,775	
93.865	CHILD HEALTH AND HUMAN DEVELOPMENT EXTRAMURAL RESEARCH		PASS-THROUGH	EMORY UNIVERSITY	A141896	194,667	
93.865	CHILD HEALTH AND HUMAN DEVELOPMENT EXTRAMURAL RESEARCH		PASS-THROUGH	EMORY UNIVERSITY	SUB A481093 (HD102534)	177,312	
93.865	CHILD HEALTH AND HUMAN DEVELOPMENT EXTRAMURAL RESEARCH		PASS-THROUGH	FLINT REHABILITATION DEVICES	FRD-219010	75,935	
93.865	CHILD HEALTH AND HUMAN DEVELOPMENT EXTRAMURAL RESEARCH		PASS-THROUGH	FLORIDA INTERNATIONAL UNIVERSITY	000588	48	
93.865	CHILD HEALTH AND HUMAN DEVELOPMENT EXTRAMURAL RESEARCH		PASS-THROUGH	FLORIDA STATE UNIVERSITY	A140831	3,486	
93.865	CHILD HEALTH AND HUMAN DEVELOPMENT EXTRAMURAL RESEARCH		PASS-THROUGH	FLORIDA STATE UNIVERSITY	R000003137:2	96,716	
93.865	CHILD HEALTH AND HUMAN DEVELOPMENT EXTRAMURAL RESEARCH		PASS-THROUGH	FLORIDA STATE UNIVERSITY	R000003169:1	202,865	
93.865	CHILD HEALTH AND HUMAN DEVELOPMENT EXTRAMURAL RESEARCH		PASS-THROUGH	FLORIDA STATE UNIVERSITY	Sub HD089875 SUB R000002676 (HD089875)	(76,783)	
93.865	CHILD HEALTH AND HUMAN DEVELOPMENT EXTRAMURAL RESEARCH		PASS-THROUGH	FLORIDA STATE UNIVERSITY	Sub R000002894 (HD089875)	5,838	
93.865	CHILD HEALTH AND HUMAN DEVELOPMENT EXTRAMURAL RESEARCH		PASS-THROUGH	GEORGIA INSTITUTE OF TECHNOLOGY	AWD-101651-G2:4	(231)	
93.865	CHILD HEALTH AND HUMAN DEVELOPMENT EXTRAMURAL RESEARCH		PASS-THROUGH	HARVARD UNIVERSITY	114205-1679-5096789: 117267-0128-5120011 (HD103133)	13	
93.865	CHILD HEALTH AND HUMAN DEVELOPMENT EXTRAMURAL RESEARCH		PASS-THROUGH	HARVARD UNIVERSITY		(32,639)	

University of California
Schedule of Expenditures of Federal Awards

For the Fiscal Year Ended June 30, 2024
(Expressed in Whole Dollars)

Assistance Listing Number	Federal Program Title	Additional Award Identification	Direct / Pass Through	Agency or Pass Through Entity	Pass Through No. or Other Identifier	Federal Expenditures	Funds Passed Through to Subrecipients
93.865	CHILD HEALTH AND HUMAN DEVELOPMENT EXTRAMURAL RESEARCH		PASS-THROUGH	HARVARD UNIVERSITY	117267-0330-5120013 (HD103133)	425,578	
93.865	CHILD HEALTH AND HUMAN DEVELOPMENT EXTRAMURAL RESEARCH		PASS-THROUGH	HARVARD UNIVERSITY	117267-0379-5119267	45,988	
93.865	CHILD HEALTH AND HUMAN DEVELOPMENT EXTRAMURAL RESEARCH		PASS-THROUGH	HARVARD UNIVERSITY	117267-0389-5121248 (HD103133)	36,839	
93.865	CHILD HEALTH AND HUMAN DEVELOPMENT EXTRAMURAL RESEARCH		PASS-THROUGH	HARVARD UNIVERSITY	117267-0479-5118403	129,283	
93.865	CHILD HEALTH AND HUMAN DEVELOPMENT EXTRAMURAL RESEARCH		PASS-THROUGH	HARVARD UNIVERSITY	117267-0479-5121153	12,646	
93.865	CHILD HEALTH AND HUMAN DEVELOPMENT EXTRAMURAL RESEARCH		PASS-THROUGH	HARVARD UNIVERSITY	A130286	(40)	
93.865	CHILD HEALTH AND HUMAN DEVELOPMENT EXTRAMURAL RESEARCH		PASS-THROUGH	HARVARD UNIVERSITY	A140300	31,411	
93.865	CHILD HEALTH AND HUMAN DEVELOPMENT EXTRAMURAL RESEARCH		PASS-THROUGH	HARVARD UNIVERSITY	Sub 114205-1130-5096798 SMARTT	(50,401)	
93.865	CHILD HEALTH AND HUMAN DEVELOPMENT EXTRAMURAL RESEARCH		PASS-THROUGH	HARVARD UNIVERSITY	Sub 114205-1528-5096796 AMP	(26,537)	
93.865	CHILD HEALTH AND HUMAN DEVELOPMENT EXTRAMURAL RESEARCH		PASS-THROUGH	HARVARD UNIVERSITY	Sub 117267-0130-5120013	(48,921)	
93.865	CHILD HEALTH AND HUMAN DEVELOPMENT EXTRAMURAL RESEARCH		PASS-THROUGH	HARVARD UNIVERSITY	Sub 117267-0289-5121248	20,554	
93.865	CHILD HEALTH AND HUMAN DEVELOPMENT EXTRAMURAL RESEARCH		PASS-THROUGH	HARVARD UNIVERSITY	Sub 117267-0328-5120011	222,687	
93.865	CHILD HEALTH AND HUMAN DEVELOPMENT EXTRAMURAL RESEARCH		PASS-THROUGH	HARVARD UNIVERSITY	Sub 117267-0331-5126047	19,257	
93.865	CHILD HEALTH AND HUMAN DEVELOPMENT EXTRAMURAL RESEARCH		PASS-THROUGH	HARVARD UNIVERSITY	SUB 117267-0390-5126165	60,860	
93.865	CHILD HEALTH AND HUMAN DEVELOPMENT EXTRAMURAL RESEARCH		PASS-THROUGH	HARVARD UNIVERSITY	Sub 117267-0390-5126165 sub-117267-0109-5115585- P01	5,593	
93.865	CHILD HEALTH AND HUMAN DEVELOPMENT EXTRAMURAL RESEARCH		PASS-THROUGH	HARVARD UNIVERSITY		85,989	
93.865	CHILD HEALTH AND HUMAN DEVELOPMENT EXTRAMURAL RESEARCH		PASS-THROUGH	HEALTH RESEARCH, INC.	R01HD109750	9,798	
93.865	CHILD HEALTH AND HUMAN DEVELOPMENT EXTRAMURAL RESEARCH		PASS-THROUGH	HENRY FORD HEALTH SYSTEM	A142687	59,614	
93.865	CHILD HEALTH AND HUMAN DEVELOPMENT EXTRAMURAL RESEARCH		PASS-THROUGH	ICAHN SCHOOL OF MEDICINE AT MOUNT SINAI	0255-H061-4609	155,210	
93.865	CHILD HEALTH AND HUMAN DEVELOPMENT EXTRAMURAL RESEARCH		PASS-THROUGH	INDIANA UNIVERSITY	A140791	1,529	
93.865	CHILD HEALTH AND HUMAN DEVELOPMENT EXTRAMURAL RESEARCH		PASS-THROUGH	INDIANA UNIVERSITY	A141463	326,655	
93.865	CHILD HEALTH AND HUMAN DEVELOPMENT EXTRAMURAL RESEARCH		PASS-THROUGH	JOHNS HOPKINS UNIVERSITY	A135939	11,504	
93.865	CHILD HEALTH AND HUMAN DEVELOPMENT EXTRAMURAL RESEARCH		PASS-THROUGH	JOHNS HOPKINS UNIVERSITY	A141193	110,911	
93.865	CHILD HEALTH AND HUMAN DEVELOPMENT EXTRAMURAL RESEARCH		PASS-THROUGH	JOHNS HOPKINS UNIVERSITY	A142459	13,493	
93.865	CHILD HEALTH AND HUMAN DEVELOPMENT EXTRAMURAL RESEARCH		PASS-THROUGH	JOHNS HOPKINS UNIVERSITY	A143193	10,257	
93.865	CHILD HEALTH AND HUMAN DEVELOPMENT EXTRAMURAL RESEARCH		PASS-THROUGH	KAISER FOUNDATION RESEARCH INSTITUTION	RNG209743-UCD-01	59,492	
93.865	CHILD HEALTH AND HUMAN DEVELOPMENT EXTRAMURAL RESEARCH		PASS-THROUGH	KAISER FOUNDATION RESEARCH INSTITUTION	RNG210150-UCB	28,603	

University of California
Schedule of Expenditures of Federal Awards

For the Fiscal Year Ended June 30, 2024
(Expressed in Whole Dollars)

Assistance Listing Number	Federal Program Title	Additional Award Identification	Direct / Pass Through	Agency or Pass Through Entity	Pass Through No. or Other Identifier	Federal Expenditures	Funds Passed Through to Subrecipients
93.865	CHILD HEALTH AND HUMAN DEVELOPMENT EXTRAMURAL RESEARCH		PASS-THROUGH	KAISER PERMANENTE CENTER FOR HEALTH RESEARCH	RNG210887-01	2,688	
93.865	CHILD HEALTH AND HUMAN DEVELOPMENT EXTRAMURAL RESEARCH		PASS-THROUGH	KAISER PERMANENTE DIVISION OF RESEARCH	2700-043:7	135,089	
93.865	CHILD HEALTH AND HUMAN DEVELOPMENT EXTRAMURAL RESEARCH		PASS-THROUGH	KAISER PERMANENTE DIVISION OF RESEARCH	A132122	187,117	
93.865	CHILD HEALTH AND HUMAN DEVELOPMENT EXTRAMURAL RESEARCH		PASS-THROUGH	KAISER PERMANENTE DIVISION OF RESEARCH	A133868	4,765	
93.865	CHILD HEALTH AND HUMAN DEVELOPMENT EXTRAMURAL RESEARCH		PASS-THROUGH	LEHIGH UNIVERSITY LUNDQUIST INSTITUTE FOR BIOMEDICAL INNOVATION AT HARBOR-UCLA	R15HD111963 (Subaward # 544834)	23,502	
93.865	CHILD HEALTH AND HUMAN DEVELOPMENT EXTRAMURAL RESEARCH		PASS-THROUGH	MAYO CLINIC/MAYO FOUNDATION FOR MEDICAL EDUCATION & RESEARCH	20220124	116	
93.865	CHILD HEALTH AND HUMAN DEVELOPMENT EXTRAMURAL RESEARCH		PASS-THROUGH		THE-307400-01/PO# 00	15,089	
93.865	CHILD HEALTH AND HUMAN DEVELOPMENT EXTRAMURAL RESEARCH		PASS-THROUGH	MCLEAN HOSPITAL	401927 sub 5003059179 (61,421	
93.865	CHILD HEALTH AND HUMAN DEVELOPMENT EXTRAMURAL RESEARCH		PASS-THROUGH	MEDSTAR HEALTH RESEARCH INSTITUTE INC.	HD106582)	15,533	
93.865	CHILD HEALTH AND HUMAN DEVELOPMENT EXTRAMURAL RESEARCH		PASS-THROUGH	MELIOLABS, INC.	1R41HD107895-01	34,131	
93.865	CHILD HEALTH AND HUMAN DEVELOPMENT EXTRAMURAL RESEARCH		PASS-THROUGH	MU-JHU CARE LIMITED	A142987	47,918	
93.865	CHILD HEALTH AND HUMAN DEVELOPMENT EXTRAMURAL RESEARCH		PASS-THROUGH	NATIONWIDE CHILDREN'S HOSPITAL	A136608 Sub RSUB1223503	16,670	
93.865	CHILD HEALTH AND HUMAN DEVELOPMENT EXTRAMURAL RESEARCH		PASS-THROUGH	NEMOURS FOUNDATION	(HD102967)	8,431	
93.865	CHILD HEALTH AND HUMAN DEVELOPMENT EXTRAMURAL RESEARCH		PASS-THROUGH	NEW YORK UNIVERSITY	20-A1-00-1002855:2	229	
93.865	CHILD HEALTH AND HUMAN DEVELOPMENT EXTRAMURAL RESEARCH		PASS-THROUGH	NEW YORK UNIVERSITY	F0998-11	19,484	
93.865	CHILD HEALTH AND HUMAN DEVELOPMENT EXTRAMURAL RESEARCH		PASS-THROUGH	NEW YORK UNIVERSITY	F0998-28	2,885	
93.865	CHILD HEALTH AND HUMAN DEVELOPMENT EXTRAMURAL RESEARCH		PASS-THROUGH	NEW YORK UNIVERSITY	F1716-01	27,980	
93.865	CHILD HEALTH AND HUMAN DEVELOPMENT EXTRAMURAL RESEARCH		PASS-THROUGH	NORTHSHORE UNIVERSITY HEALTHSYSTEM RESEARCH INST	EH17-256-S3:7	101,555	
93.865	CHILD HEALTH AND HUMAN DEVELOPMENT EXTRAMURAL RESEARCH		PASS-THROUGH	NORTHWESTERN UNIVERSITY	60047828 UCLA	(10)	
93.865	CHILD HEALTH AND HUMAN DEVELOPMENT EXTRAMURAL RESEARCH		PASS-THROUGH	NORTHWESTERN UNIVERSITY	60047828UCI	272	
93.865	CHILD HEALTH AND HUMAN DEVELOPMENT EXTRAMURAL RESEARCH		PASS-THROUGH	NORTHWESTERN UNIVERSITY	A134372	330,204	
93.865	CHILD HEALTH AND HUMAN DEVELOPMENT EXTRAMURAL RESEARCH		PASS-THROUGH	NYU LANGONE HEALTH SYSTEM	A137704	1,442	
93.865	CHILD HEALTH AND HUMAN DEVELOPMENT EXTRAMURAL RESEARCH		PASS-THROUGH	OMNIOX, INC.	A142677	289,521	
93.865	CHILD HEALTH AND HUMAN DEVELOPMENT EXTRAMURAL RESEARCH		PASS-THROUGH	OREGON HEALTH & SCIENCE UNIVERSITY	1017117 UCD sub 1022762_UCSD	444,789	
93.865	CHILD HEALTH AND HUMAN DEVELOPMENT EXTRAMURAL RESEARCH		PASS-THROUGH	OREGON HEALTH & SCIENCE UNIVERSITY	(HD109477)	47,829	
93.865	CHILD HEALTH AND HUMAN DEVELOPMENT EXTRAMURAL RESEARCH		PASS-THROUGH	PENNSYLVANIA STATE UNIVERSITY	5970-UCLA-DHHS-0659:	(77)	
93.865	CHILD HEALTH AND HUMAN DEVELOPMENT EXTRAMURAL RESEARCH		PASS-THROUGH	PENNSYLVANIA STATE UNIVERSITY	S003447-DHHS	110,851	

University of California
Schedule of Expenditures of Federal Awards

For the Fiscal Year Ended June 30, 2024
(Expressed in Whole Dollars)

Assistance Listing Number	Federal Program Title	Additional Award Identification	Direct / Pass Through	Agency or Pass Through Entity	Pass Through No. or Other Identifier	Federal Expenditures	Funds Passed Through to Subrecipients
93.865	CHILD HEALTH AND HUMAN DEVELOPMENT EXTRAMURAL RESEARCH		PASS-THROUGH	PURDUE UNIVERSITY	sub 11001522-012	39,226	
93.865	CHILD HEALTH AND HUMAN DEVELOPMENT EXTRAMURAL RESEARCH		PASS-THROUGH	RADY CHILDREN'S HOSPITAL-SAN DIEGO	A136169	20,472	
93.865	CHILD HEALTH AND HUMAN DEVELOPMENT EXTRAMURAL RESEARCH		PASS-THROUGH	RADY CHILDREN'S HOSPITAL-SAN DIEGO	Sub 1081-1002643 AWD-SA1	288,262	
93.865	CHILD HEALTH AND HUMAN DEVELOPMENT EXTRAMURAL RESEARCH		PASS-THROUGH	REHABILITATION INSTITUTE OF CHICAGO	A142682	26,746	
93.865	CHILD HEALTH AND HUMAN DEVELOPMENT EXTRAMURAL RESEARCH		PASS-THROUGH	REHABILITATION INSTITUTE OF CHICAGO	UCR-22121340	4,677	
93.865	CHILD HEALTH AND HUMAN DEVELOPMENT EXTRAMURAL RESEARCH		PASS-THROUGH	RESEARCH FOUNDATION FOR MENTAL HYGIENE	163162	26,726	
93.865	CHILD HEALTH AND HUMAN DEVELOPMENT EXTRAMURAL RESEARCH		PASS-THROUGH	RESEARCH TRIANGLE INSTITUTE	A139217	14,796	
93.865	CHILD HEALTH AND HUMAN DEVELOPMENT EXTRAMURAL RESEARCH		PASS-THROUGH	RTI HEALTH SOLUTIONS	Sub None (HD054214)	60,744	
93.865	CHILD HEALTH AND HUMAN DEVELOPMENT EXTRAMURAL RESEARCH		PASS-THROUGH	SEATTLE CHILDREN'S HOSPITAL	11625SUB:7	(724)	
93.865	CHILD HEALTH AND HUMAN DEVELOPMENT EXTRAMURAL RESEARCH		PASS-THROUGH	SHARP MARY BIRCH HOSPITAL FOR WOMEN AND NEWBORNS	R012021 UCI	157	
93.865	CHILD HEALTH AND HUMAN DEVELOPMENT EXTRAMURAL RESEARCH		PASS-THROUGH	SPAULDING REHABILITATION HOSPITAL CORPORATION	500619:01	2,636	
93.865	CHILD HEALTH AND HUMAN DEVELOPMENT EXTRAMURAL RESEARCH		PASS-THROUGH	SPAULDING REHABILITATION HOSPITAL CORPORATION	500628:01 63042037-	23,100	
93.865	CHILD HEALTH AND HUMAN DEVELOPMENT EXTRAMURAL RESEARCH		PASS-THROUGH	STANFORD UNIVERSITY	247133(DK133995)	274,438	
93.865	CHILD HEALTH AND HUMAN DEVELOPMENT EXTRAMURAL RESEARCH		PASS-THROUGH	STANFORD UNIVERSITY	A131125	(957)	
93.865	CHILD HEALTH AND HUMAN DEVELOPMENT EXTRAMURAL RESEARCH		PASS-THROUGH	STANFORD UNIVERSITY	A138462	157,058	
93.865	CHILD HEALTH AND HUMAN DEVELOPMENT EXTRAMURAL RESEARCH		PASS-THROUGH	STANFORD UNIVERSITY	A138484	652,818	
93.865	CHILD HEALTH AND HUMAN DEVELOPMENT EXTRAMURAL RESEARCH		PASS-THROUGH	THE BROAD INSTITUTE, INC.	Sub 5000765-5500001515	181,222	
93.865	CHILD HEALTH AND HUMAN DEVELOPMENT EXTRAMURAL RESEARCH		PASS-THROUGH	THE CHILDREN'S HOSPITAL CORPORATION	A135132	321	
93.865	CHILD HEALTH AND HUMAN DEVELOPMENT EXTRAMURAL RESEARCH		PASS-THROUGH	THE CHILDREN'S HOSPITAL CORPORATION	A138266	30,484	
93.865	CHILD HEALTH AND HUMAN DEVELOPMENT EXTRAMURAL RESEARCH		PASS-THROUGH	THE GENERAL HOSPITAL CORPORATION	Sub 230910 (HD068250)	2,387	
93.865	CHILD HEALTH AND HUMAN DEVELOPMENT EXTRAMURAL RESEARCH		PASS-THROUGH	THE GENERAL HOSPITAL CORPORATION	Sub 231626 (HD093578)	1,370	
93.865	CHILD HEALTH AND HUMAN DEVELOPMENT EXTRAMURAL RESEARCH		PASS-THROUGH	THE GENERAL HOSPITAL CORPORATION	Sub 244034 (HD113188)	47,717	
93.865	CHILD HEALTH AND HUMAN DEVELOPMENT EXTRAMURAL RESEARCH		PASS-THROUGH	THE UNIVERSITY OF ALABAMA	A20-0461-S001	353,275	
93.865	CHILD HEALTH AND HUMAN DEVELOPMENT EXTRAMURAL RESEARCH		PASS-THROUGH	THE UNIVERSITY OF ALABAMA AT BIRMINGHAM	A139362	7,580	
93.865	CHILD HEALTH AND HUMAN DEVELOPMENT EXTRAMURAL RESEARCH		PASS-THROUGH	THE UNIVERSITY OF ALABAMA AT BIRMINGHAM	A142472 Sub 000504713-012	11,913	
93.865	CHILD HEALTH AND HUMAN DEVELOPMENT EXTRAMURAL RESEARCH		PASS-THROUGH	THE UNIVERSITY OF ALABAMA AT BIRMINGHAM	(HD061222)	1,274	
93.865	CHILD HEALTH AND HUMAN DEVELOPMENT EXTRAMURAL RESEARCH		PASS-THROUGH	THE UNIVERSITY OF ALABAMA AT BIRMINGHAM	Sub 000528920-SC001	51	

University of California
Schedule of Expenditures of Federal Awards

For the Fiscal Year Ended June 30, 2024
(Expressed in Whole Dollars)

Assistance Listing Number	Federal Program Title	Additional Award Identification	Direct / Pass Through	Agency or Pass Through Entity	Pass Through No. or Other Identifier	Federal Expenditures	Funds Passed Through to Subrecipients
93.865	CHILD HEALTH AND HUMAN DEVELOPMENT EXTRAMURAL RESEARCH		PASS-THROUGH	THERANOVA, L.L.C.	A139039	55,965	
93.865	CHILD HEALTH AND HUMAN DEVELOPMENT EXTRAMURAL RESEARCH		PASS-THROUGH	UNIVERSITY OF CINCINNATI	014666-00003	130,097	
93.865	CHILD HEALTH AND HUMAN DEVELOPMENT EXTRAMURAL RESEARCH		PASS-THROUGH	UNIVERSITY OF COLORADO DENVER	A135909	217,543	
93.865	CHILD HEALTH AND HUMAN DEVELOPMENT EXTRAMURAL RESEARCH		PASS-THROUGH	UNIVERSITY OF COLORADO DENVER	SUB FY22.1176.001 (HD107700)	75,465	
93.865	CHILD HEALTH AND HUMAN DEVELOPMENT EXTRAMURAL RESEARCH		PASS-THROUGH	UNIVERSITY OF CONNECTICUT	A133834	118,257	
93.865	CHILD HEALTH AND HUMAN DEVELOPMENT EXTRAMURAL RESEARCH		PASS-THROUGH	UNIVERSITY OF FLORIDA	R01HD102252	396,223	
93.865	CHILD HEALTH AND HUMAN DEVELOPMENT EXTRAMURAL RESEARCH		PASS-THROUGH	UNIVERSITY OF FLORIDA	SUB00003551	939,528	
93.865	CHILD HEALTH AND HUMAN DEVELOPMENT EXTRAMURAL RESEARCH		PASS-THROUGH	UNIVERSITY OF GEORGIA	SUB00002157	290,650	
93.865	CHILD HEALTH AND HUMAN DEVELOPMENT EXTRAMURAL RESEARCH		PASS-THROUGH	UNIVERSITY OF GEORGIA	SUB00002465	153,283	
93.865	CHILD HEALTH AND HUMAN DEVELOPMENT EXTRAMURAL RESEARCH		PASS-THROUGH	UNIVERSITY OF IOWA	A136064	(224,640)	
93.865	CHILD HEALTH AND HUMAN DEVELOPMENT EXTRAMURAL RESEARCH		PASS-THROUGH	UNIVERSITY OF MANITOBA	Sub UM56351-UCSD-01 (HD109859)	193,286	
93.865	CHILD HEALTH AND HUMAN DEVELOPMENT EXTRAMURAL RESEARCH		PASS-THROUGH	UNIVERSITY OF MARYLAND, BALTIMORE	sub 21400 (HD092489-05)	11,235	
93.865	CHILD HEALTH AND HUMAN DEVELOPMENT EXTRAMURAL RESEARCH		PASS-THROUGH	UNIVERSITY OF MARYLAND, COLLEGE PARK	Sub 115759-Z0514201 (HD107407)	49,396	
93.865	CHILD HEALTH AND HUMAN DEVELOPMENT EXTRAMURAL RESEARCH		PASS-THROUGH	UNIVERSITY OF MICHIGAN	A142898	33,019	
93.865	CHILD HEALTH AND HUMAN DEVELOPMENT EXTRAMURAL RESEARCH		PASS-THROUGH	UNIVERSITY OF MICHIGAN	Sub SUBK00011706 (HD084633)	(203)	
93.865	CHILD HEALTH AND HUMAN DEVELOPMENT EXTRAMURAL RESEARCH		PASS-THROUGH	UNIVERSITY OF MICHIGAN	SUBK00013499:6	491,560	
93.865	CHILD HEALTH AND HUMAN DEVELOPMENT EXTRAMURAL RESEARCH		PASS-THROUGH	UNIVERSITY OF MICHIGAN	SUBK00019006	18,902	
93.865	CHILD HEALTH AND HUMAN DEVELOPMENT EXTRAMURAL RESEARCH		PASS-THROUGH	UNIVERSITY OF MINNESOTA	Sub P009801702 (HD109830)	41,088	
93.865	CHILD HEALTH AND HUMAN DEVELOPMENT EXTRAMURAL RESEARCH		PASS-THROUGH	UNIVERSITY OF MISSOURI	C00079352-6	7,467	
93.865	CHILD HEALTH AND HUMAN DEVELOPMENT EXTRAMURAL RESEARCH		PASS-THROUGH	UNIVERSITY OF MISSOURI	Sub C00079352-1 (HD0000849)	149,159	
93.865	CHILD HEALTH AND HUMAN DEVELOPMENT EXTRAMURAL RESEARCH		PASS-THROUGH	UNIVERSITY OF NORTH CAROLINA AT CHAPEL HILL	5112245	(308)	
93.865	CHILD HEALTH AND HUMAN DEVELOPMENT EXTRAMURAL RESEARCH		PASS-THROUGH	UNIVERSITY OF NORTH CAROLINA AT CHAPEL HILL	5109045:6	24,329	
93.865	CHILD HEALTH AND HUMAN DEVELOPMENT EXTRAMURAL RESEARCH		PASS-THROUGH	UNIVERSITY OF NORTH CAROLINA AT CHAPEL HILL	Sub 5106227 (HD086139)	(34)	
93.865	CHILD HEALTH AND HUMAN DEVELOPMENT EXTRAMURAL RESEARCH		PASS-THROUGH	UNIVERSITY OF NORTH CAROLINA AT CHAPEL HILL	Sub 5128236 (HD105907)	26,726	
93.865	CHILD HEALTH AND HUMAN DEVELOPMENT EXTRAMURAL RESEARCH		PASS-THROUGH	UNIVERSITY OF NORTH CAROLINA AT GREENSBORO	Sub 21210208.1 (HD106391)	109,897	
93.865	CHILD HEALTH AND HUMAN DEVELOPMENT EXTRAMURAL RESEARCH		PASS-THROUGH	UNIVERSITY OF PENNSYLVANIA	A138458	16,788	
93.865	CHILD HEALTH AND HUMAN DEVELOPMENT EXTRAMURAL RESEARCH		PASS-THROUGH	UNIVERSITY OF PITTSBURGH	A136671	90,789	

University of California
Schedule of Expenditures of Federal Awards

For the Fiscal Year Ended June 30, 2024
(Expressed in Whole Dollars)

Assistance Listing Number	Federal Program Title	Additional Award Identification	Direct / Pass Through	Agency or Pass Through Entity	Pass Through No. or Other Identifier	Federal Expenditures	Funds Passed Through to Subrecipients
93.865	CHILD HEALTH AND HUMAN DEVELOPMENT EXTRAMURAL RESEARCH		PASS-THROUGH	UNIVERSITY OF SOUTH FLORIDA	A141095	(77)	
93.865	CHILD HEALTH AND HUMAN DEVELOPMENT EXTRAMURAL RESEARCH		PASS-THROUGH	UNIVERSITY OF TEXAS AT ARLINGTON	2021GC0436	98,993	
93.865	CHILD HEALTH AND HUMAN DEVELOPMENT EXTRAMURAL RESEARCH		PASS-THROUGH	UNIVERSITY OF TEXAS HEALTH SCIENCE CENTER AT HOUSTON	SA0003544:1	9,352	
93.865	CHILD HEALTH AND HUMAN DEVELOPMENT EXTRAMURAL RESEARCH		PASS-THROUGH	UNIVERSITY OF TEXAS SOUTHWESTERN MEDICAL CENTER	220501	(40,688)	
93.865	CHILD HEALTH AND HUMAN DEVELOPMENT EXTRAMURAL RESEARCH		PASS-THROUGH	UNIVERSITY OF TEXAS SOUTHWESTERN MEDICAL CENTER	A140275	569,020	
93.865	CHILD HEALTH AND HUMAN DEVELOPMENT EXTRAMURAL RESEARCH		PASS-THROUGH	UNIVERSITY OF UTAH	10058860-24-UCDA	13,359	
93.865	CHILD HEALTH AND HUMAN DEVELOPMENT EXTRAMURAL RESEARCH		PASS-THROUGH	UNIVERSITY OF UTAH	10060482-01-UCD	23,993	
93.865	CHILD HEALTH AND HUMAN DEVELOPMENT EXTRAMURAL RESEARCH		PASS-THROUGH	UNIVERSITY OF UTAH	A129320	(3,448)	
93.865	CHILD HEALTH AND HUMAN DEVELOPMENT EXTRAMURAL RESEARCH		PASS-THROUGH	UNIVERSITY OF UTAH	A138639	11,412	
93.865	CHILD HEALTH AND HUMAN DEVELOPMENT EXTRAMURAL RESEARCH		PASS-THROUGH	UNIVERSITY OF UTAH	Sub 10063566-03-UCSD	103,362	
93.865	CHILD HEALTH AND HUMAN DEVELOPMENT EXTRAMURAL RESEARCH		PASS-THROUGH	UNIVERSITY OF WASHINGTON	A134609	29,087	
93.865	CHILD HEALTH AND HUMAN DEVELOPMENT EXTRAMURAL RESEARCH		PASS-THROUGH	UNIVERSITY OF WASHINGTON	UWSC11330:6 UWSC13039	158,937	
93.865	CHILD HEALTH AND HUMAN DEVELOPMENT EXTRAMURAL RESEARCH		PASS-THROUGH	UNIVERSITY OF WASHINGTON	(5R01HD096999-03)	50,565	
93.865	CHILD HEALTH AND HUMAN DEVELOPMENT EXTRAMURAL RESEARCH		PASS-THROUGH	UNIVERSITY OF WISCONSIN-MADISON	683	38,738	
93.865	CHILD HEALTH AND HUMAN DEVELOPMENT EXTRAMURAL RESEARCH		PASS-THROUGH	VANDERBILT UNIVERSITY MEDICAL CENTER	VUMC 53613:4	4	
93.865	CHILD HEALTH AND HUMAN DEVELOPMENT EXTRAMURAL RESEARCH		PASS-THROUGH	WASHINGTON STATE UNIVERSITY	A140406	326,185	
93.865	CHILD HEALTH AND HUMAN DEVELOPMENT EXTRAMURAL RESEARCH		PASS-THROUGH	WASHINGTON UNIVERSITY IN ST. LOUIS	WU-22-0295 (DA055330)	1,297,914	
93.865	CHILD HEALTH AND HUMAN DEVELOPMENT EXTRAMURAL RESEARCH		PASS-THROUGH	WASHINGTON UNIVERSITY IN ST. LOUIS	WU-22-0317:3	62,828	
93.865	CHILD HEALTH AND HUMAN DEVELOPMENT EXTRAMURAL RESEARCH		PASS-THROUGH	WEILL MEDICAL COLLEGE OF CORNELL UNIVERSITY	A140659	127,643	
93.865	CHILD HEALTH AND HUMAN DEVELOPMENT EXTRAMURAL RESEARCH		PASS-THROUGH	WEILL MEDICAL COLLEGE OF CORNELL UNIVERSITY	A140724	111,232	
93.865	CHILD HEALTH AND HUMAN DEVELOPMENT EXTRAMURAL RESEARCH		PASS-THROUGH	WEILL MEDICAL COLLEGE OF CORNELL UNIVERSITY	A140930	149,710	
93.865	CHILD HEALTH AND HUMAN DEVELOPMENT EXTRAMURAL RESEARCH		PASS-THROUGH	WEILL MEDICAL COLLEGE OF CORNELL UNIVERSITY	A142664	115,200	
93.865	CHILD HEALTH AND HUMAN DEVELOPMENT EXTRAMURAL RESEARCH		PASS-THROUGH	WESTAT	30133668	32,652	
93.865	CHILD HEALTH AND HUMAN DEVELOPMENT EXTRAMURAL RESEARCH		PASS-THROUGH	WESTAT	A131453	222	
93.865	CHILD HEALTH AND HUMAN DEVELOPMENT EXTRAMURAL RESEARCH		PASS-THROUGH	XOSOMIX LLC	R43HD109099 (HD109099)	21,565	
93.865	CHILD HEALTH AND HUMAN DEVELOPMENT EXTRAMURAL RESEARCH		PASS-THROUGH	YALE UNIVERSITY	CON-80004361 (GR120295)	3,321	
93.865	CHILD HEALTH AND HUMAN DEVELOPMENT EXTRAMURAL RESEARCH		PASS-THROUGH	YALE UNIVERSITY	CON-80004962	38,027	

University of California
Schedule of Expenditures of Federal Awards

For the Fiscal Year Ended June 30, 2024
(Expressed in Whole Dollars)

Assistance Listing Number	Federal Program Title	Additional Award Identification	Direct / Pass Through	Agency or Pass Through Entity	Pass Through No. or Other Identifier	Federal Expenditures	Funds Passed Through to Subrecipients
93.865	CHILD HEALTH AND HUMAN DEVELOPMENT EXTRAMURAL RESEARCH		PASS-THROUGH	YALE UNIVERSITY	GR108746	13,351	
93.866	AGING RESEARCH		DIRECT	DEPARTMENT OF HEALTH AND HUMAN SERVICES (HHS)		297,266,292	54,101,663
93.866	AGING RESEARCH		PASS-THROUGH	ALBERT EINSTEIN COLLEGE OF MEDICINE	312208	111,719	
93.866	AGING RESEARCH		PASS-THROUGH	ALBERT EINSTEIN COLLEGE OF MEDICINE	312302	31,024	
93.866	AGING RESEARCH		PASS-THROUGH	ALBERT EINSTEIN COLLEGE OF MEDICINE	312513	80,446	
93.866	AGING RESEARCH		PASS-THROUGH	ALBERT EINSTEIN COLLEGE OF MEDICINE	Sub 312208 (AG077639)	76,842	
93.866	AGING RESEARCH		PASS-THROUGH	AMERICAN FEDERATION FOR AGING RESEARCH (AFAR) INC.	A134890	28,877	
93.866	AGING RESEARCH		PASS-THROUGH	AMERICAN FEDERATION FOR AGING RESEARCH (AFAR) INC.	A137537	(4,380)	
93.866	AGING RESEARCH		PASS-THROUGH	AMERICAN FEDERATION FOR AGING RESEARCH (AFAR) INC.	Sub 22-CSTAR-DEIA-UCSD	39,430	
93.866	AGING RESEARCH		PASS-THROUGH	AMERICAN SAMOA COMMUNITY CANCER COALITION	A140806	23,007	
93.866	AGING RESEARCH		PASS-THROUGH	BANNER HEALTH	A134805	201,643	
93.866	AGING RESEARCH		PASS-THROUGH	BANNER HEALTH	A141507	39,389	
93.866	AGING RESEARCH		PASS-THROUGH	BAYLOR COLLEGE OF MEDICINE	P700000688	139,795	
93.866	AGING RESEARCH		PASS-THROUGH	BETH ISRAEL DEACONESS MEDICAL	GRT66052	22,234	
93.866	AGING RESEARCH		PASS-THROUGH	BETH ISRAEL DEACONESS MEDICAL CENTER	GRT65860	25,772	
93.866	AGING RESEARCH		PASS-THROUGH	BETH ISRAEL DEACONESS MEDICAL CENTER	GRT66052:2	8,918	
93.866	AGING RESEARCH		PASS-THROUGH	BOSTON UNIVERSITY	4500003434	34,615	
93.866	AGING RESEARCH		PASS-THROUGH	BOSTON UNIVERSITY	4500004644	12,717	
93.866	AGING RESEARCH		PASS-THROUGH	BOSTON UNIVERSITY	4500003691:001	(7,610)	
93.866	AGING RESEARCH		PASS-THROUGH	BOSTON UNIVERSITY	4500004842:003	19,868	
93.866	AGING RESEARCH		PASS-THROUGH	BOSTON UNIVERSITY	4500004848:004	153,987	
93.866	AGING RESEARCH		PASS-THROUGH	BOSTON UNIVERSITY	4500004856:005	427,271	
93.866	AGING RESEARCH		PASS-THROUGH	BOSTON UNIVERSITY	4500005064:006	380,250	
93.866	AGING RESEARCH		PASS-THROUGH	BOSTON UNIVERSITY	A141467	746,289	
93.866	AGING RESEARCH		PASS-THROUGH	BOSTON UNIVERSITY	Sub 4500004471 (AG074591)	(8)	
93.866	AGING RESEARCH		PASS-THROUGH	BRANDEIS UNIVERSITY	GR404367_UCB	20,081	
93.866	AGING RESEARCH		PASS-THROUGH	BRIGHAM AND WOMEN'S HOSPITAL	128797	328,837	
93.866	AGING RESEARCH		PASS-THROUGH	BRIGHAM AND WOMEN'S HOSPITAL	125298:03	114,471	
93.866	AGING RESEARCH		PASS-THROUGH	BRIGHAM AND WOMEN'S HOSPITAL	125419:04	101,977	
93.866	AGING RESEARCH		PASS-THROUGH	BRIGHAM AND WOMEN'S HOSPITAL	A136147	21,000	
93.866	AGING RESEARCH		PASS-THROUGH	BRIGHAM AND WOMEN'S HOSPITAL	Sub 121337 (AG063689)	70,882	
93.866	AGING RESEARCH		PASS-THROUGH	BROWN UNIVERSITY	00001374:4	47,816	
93.866	AGING RESEARCH		PASS-THROUGH	BROWN UNIVERSITY	00001388:4	43,164	
93.866	AGING RESEARCH		PASS-THROUGH	BROWN UNIVERSITY	00002073	109,458	39,778
93.866	AGING RESEARCH		PASS-THROUGH	BROWN UNIVERSITY	A139635	50,614	
93.866	AGING RESEARCH		PASS-THROUGH	BUCK INSTITUTE FOR RESEARCH ON AGING	A132692	(4,853)	
93.866	AGING RESEARCH		PASS-THROUGH	BUCK INSTITUTE FOR RESEARCH ON AGING	A140859	13,888	
93.866	AGING RESEARCH		PASS-THROUGH	BUCK INSTITUTE FOR RESEARCH ON AGING	SA24041-UCB	30,071	
93.866	AGING RESEARCH		PASS-THROUGH	BUTO CORPORATION	A22-2761	48,238	
93.866	AGING RESEARCH		PASS-THROUGH	CALIFORNIA PACIFIC MEDICAL CENTER RESEARCH INSTITUTE	20204715 280201018-	25,681	
93.866	AGING RESEARCH		PASS-THROUGH	CALIFORNIA PACIFIC MEDICAL CENTER RESEARCH INSTITUTE	S304/PO#28000009962	591,877	
93.866	AGING RESEARCH		PASS-THROUGH	CALIFORNIA PACIFIC MEDICAL CENTER RESEARCH INSTITUTE	A132752	1,018,039	
93.866	AGING RESEARCH		PASS-THROUGH	CALIFORNIA PACIFIC MEDICAL CENTER RESEARCH INSTITUTE	A137322	246,859	
93.866	AGING RESEARCH		PASS-THROUGH	CALIFORNIA PACIFIC MEDICAL CENTER RESEARCH INSTITUTE	A22-4218/PO 28000009962	368,445	
93.866	AGING RESEARCH		PASS-THROUGH	CASE WESTERN RESERVE UNIVERSITY	R01AG077554	31,725	
93.866	AGING RESEARCH		PASS-THROUGH	CEDARS-SINAI MEDICAL CENTER	sub 1757547 (AG065141)	48,896	
93.866	AGING RESEARCH		PASS-THROUGH	CEDARS-SINAI MEDICAL CENTER	Sub 1758255 (AG065141)	52,925	

University of California
Schedule of Expenditures of Federal Awards

For the Fiscal Year Ended June 30, 2024
(Expressed in Whole Dollars)

Assistance Listing Number	Federal Program Title	Additional Award Identification	Direct / Pass Through	Agency or Pass Through Entity	Pass Through No. or Other Identifier	Federal Expenditures	Funds Passed Through to Subrecipients
93.866	AGING RESEARCH		PASS-THROUGH	CEDARS-SINAI MEDICAL CENTER	sub 1760792 (AG065141)	230,417	
93.866	AGING RESEARCH		PASS-THROUGH	CHAPMAN UNIVERSITY	500690-Sub1	16,969	
93.866	AGING RESEARCH		PASS-THROUGH	CHAPMAN UNIVERSITY	500786-UCSB	318,338	
93.866	AGING RESEARCH		PASS-THROUGH	CLEVELAND CLINIC LERNER COLLEGE OF MEDICINE	CCF22176817:03	69,347	
93.866	AGING RESEARCH		PASS-THROUGH	COLUMBIA UNIVERSITY	1(GG013459-01)	543,441	
93.866	AGING RESEARCH		PASS-THROUGH	COLUMBIA UNIVERSITY	10(GG012955-06):1	1,878	
93.866	AGING RESEARCH		PASS-THROUGH	COLUMBIA UNIVERSITY	11(GG013437-02)	189,947	
93.866	AGING RESEARCH		PASS-THROUGH	COLUMBIA UNIVERSITY	14(GG015822-10)	3,077	
93.866	AGING RESEARCH		PASS-THROUGH	COLUMBIA UNIVERSITY	20(GG015822-09)	19,424	
93.866	AGING RESEARCH		PASS-THROUGH	COLUMBIA UNIVERSITY	7(GG015353-07)	69,816	
93.866	AGING RESEARCH		PASS-THROUGH	COLUMBIA UNIVERSITY	A138170	132,923	
93.866	AGING RESEARCH		PASS-THROUGH	COLUMBIA UNIVERSITY	GG015822-11	65,259	
					Sub 1(GG017618-01)		
93.866	AGING RESEARCH		PASS-THROUGH	COLUMBIA UNIVERSITY	(AG069750)	94,773	
					Sub 3(GG017519-01)		
					AG071024	(62)	
93.866	AGING RESEARCH		PASS-THROUGH	CORNELL UNIVERSITY	A135988	75,832	
93.866	AGING RESEARCH		PASS-THROUGH	CORNELL UNIVERSITY	A138304	183,200	
93.866	AGING RESEARCH		PASS-THROUGH	DREXEL UNIVERSITY	900017	154,511	
93.866	AGING RESEARCH		PASS-THROUGH	DREXEL UNIVERSITY	900142:3	98,686	
93.866	AGING RESEARCH		PASS-THROUGH	DUKE UNIVERSITY	303001110	50,828	
93.866	AGING RESEARCH		PASS-THROUGH	DUKE UNIVERSITY	303001221	64,726	
93.866	AGING RESEARCH		PASS-THROUGH	DUKE UNIVERSITY	303001715	119,687	
93.866	AGING RESEARCH		PASS-THROUGH	DUKE UNIVERSITY	303002705	144,230	
93.866	AGING RESEARCH		PASS-THROUGH	DUKE UNIVERSITY	303003169	47,250	
					5U19AG063744-05 /		
93.866	AGING RESEARCH		PASS-THROUGH	DUKE UNIVERSITY	303002725	7,534	
93.866	AGING RESEARCH		PASS-THROUGH	DUKE UNIVERSITY	A032881:4	(15,258)	
93.866	AGING RESEARCH		PASS-THROUGH	DUKE UNIVERSITY	A143085	77,931	
					SUB (303001605) 9AG063744-		
93.866	AGING RESEARCH		PASS-THROUGH	DUKE UNIVERSITY	04S1	173,782	
93.866	AGING RESEARCH		PASS-THROUGH	DUKE UNIVERSITY	sub 303001398 (AG075417)	47,179	
93.866	AGING RESEARCH		PASS-THROUGH	DUKE UNIVERSITY	SUB 303002696 (AG063744)	4,029	
93.866	AGING RESEARCH		PASS-THROUGH	DUKE UNIVERSITY	sub 303002724 (AG063744)	96,664	
93.866	AGING RESEARCH		PASS-THROUGH	DUKE UNIVERSITY	Sub A032692 (AG063744)	691,801	
93.866	AGING RESEARCH		PASS-THROUGH	DUKE UNIVERSITY	Sub A032880 (AG058942)	(2,557)	
93.866	AGING RESEARCH		PASS-THROUGH	DUKE UNIVERSITY	Sub A033956 (AG063744)	15,603	
93.866	AGING RESEARCH		PASS-THROUGH	DUKE UNIVERSITY	Sub A033972 (AG063744)	184,093	
93.866	AGING RESEARCH		PASS-THROUGH	DUKE UNIVERSITY	U19AG063744	14,886	
93.866	AGING RESEARCH		PASS-THROUGH	EDUCATION DEVELOPMENT CENTER, INC.	2023-0084:1	802	
93.866	AGING RESEARCH		PASS-THROUGH	ELGIA THERAPEUTICS, INC.	A143274	39,392	
93.866	AGING RESEARCH		PASS-THROUGH	EMORY UNIVERSITY	A134402	12,591	
93.866	AGING RESEARCH		PASS-THROUGH	EMORY UNIVERSITY	A142817	58,988	
93.866	AGING RESEARCH		PASS-THROUGH	EMORY UNIVERSITY	A656378:4	(381)	
					A658175 (FORMALLY		
93.866	AGING RESEARCH		PASS-THROUGH	EMORY UNIVERSITY	A151417)	7,580	
93.866	AGING RESEARCH		PASS-THROUGH	EMORY UNIVERSITY	A880110	19,206	
93.866	AGING RESEARCH		PASS-THROUGH	FLORIDA STATE UNIVERSITY	R00002690	441,515	
93.866	AGING RESEARCH		PASS-THROUGH	FRED HUTCHINSON CANCER CENTER	Sub 0000940803 (AG048209)	(20)	
93.866	AGING RESEARCH		PASS-THROUGH	GEORGE WASHINGTON UNIVERSITY	22-M42	6,064	

University of California
Schedule of Expenditures of Federal Awards

For the Fiscal Year Ended June 30, 2024
(Expressed in Whole Dollars)

Assistance Listing Number	Federal Program Title	Additional Award Identification	Direct / Pass Through	Agency or Pass Through Entity	Pass Through No. or Other Identifier	Federal Expenditures	Funds Passed Through to Subrecipients
93.866	AGING RESEARCH		PASS-THROUGH	GEORGE WASHINGTON UNIVERSITY	S-DPA2224-LM16	309,084	
93.866	AGING RESEARCH		PASS-THROUGH	GEORGE WASHINGTON UNIVERSITY	Sub S-DPA2324-LM12	470,228	
					SUB S-DPE2223-JC28		
93.866	AGING RESEARCH		PASS-THROUGH	GEORGE WASHINGTON UNIVERSITY	(AG078558)	48,772	
93.866	AGING RESEARCH		PASS-THROUGH	GEORGETOWN UNIVERSITY	424369_GR424282-UCLA	47,978	
93.866	AGING RESEARCH		PASS-THROUGH	GEORGETOWN UNIVERSITY	425400_GR425289_UCLA	15,623	
93.866	AGING RESEARCH		PASS-THROUGH	GLADSTONE INSTITUTES	A130386	(22,367)	
93.866	AGING RESEARCH		PASS-THROUGH	GLADSTONE INSTITUTES	A133889	324,347	
93.866	AGING RESEARCH		PASS-THROUGH	GLADSTONE INSTITUTES	A136947	253,533	
93.866	AGING RESEARCH		PASS-THROUGH	GLADSTONE INSTITUTES	A138517	4,752	
93.866	AGING RESEARCH		PASS-THROUGH	GLADSTONE INSTITUTES	A138987	29,443	
93.866	AGING RESEARCH		PASS-THROUGH	GLADSTONE INSTITUTES	A139229	31,162	
93.866	AGING RESEARCH		PASS-THROUGH	GLADSTONE INSTITUTES	A140012	107,206	
93.866	AGING RESEARCH		PASS-THROUGH	GLADSTONE INSTITUTES	SUB SC-00004 (AG064926)	152,230	
93.866	AGING RESEARCH		PASS-THROUGH	HARVARD UNIVERSITY	100887-5119936	16,262	
93.866	AGING RESEARCH		PASS-THROUGH	HARVARD UNIVERSITY	A137586	76,179	
93.866	AGING RESEARCH		PASS-THROUGH	HARVARD UNIVERSITY	A142838	44,893	
93.866	AGING RESEARCH		PASS-THROUGH	HEBREW SENIORLIFE INC.	90110	76,886	
93.866	AGING RESEARCH		PASS-THROUGH	HEBREW UNIVERSITY OF JERUSALEM	3013004523:6	139,777	
93.866	AGING RESEARCH		PASS-THROUGH	HUNTINGTON MEDICAL RESEARCH INSTITUTES	27800-21-001	105,266	
93.866	AGING RESEARCH		PASS-THROUGH	ICAHN SCHOOL OF MEDICINE AT MOUNT SINAI	0255-E661-4609	153,356	
93.866	AGING RESEARCH		PASS-THROUGH	ICAHN SCHOOL OF MEDICINE AT MOUNT SINAI	0259-G572-4609:1	4,622	
93.866	AGING RESEARCH		PASS-THROUGH	ICAHN SCHOOL OF MEDICINE AT MOUNT SINAI	A132855	101,481	
93.866	AGING RESEARCH		PASS-THROUGH	ICAHN SCHOOL OF MEDICINE AT MOUNT SINAI	A139715	154,064	
93.866	AGING RESEARCH		PASS-THROUGH	ICAHN SCHOOL OF MEDICINE AT MOUNT SINAI	A142512	161,147	
93.866	AGING RESEARCH		PASS-THROUGH	INDIANA UNIVERSITY	7862_UCLA:8	75,688	
93.866	AGING RESEARCH		PASS-THROUGH	INDIANA UNIVERSITY	A132700	246,887	
93.866	AGING RESEARCH		PASS-THROUGH	INDIANA UNIVERSITY	A132713	539,462	
93.866	AGING RESEARCH		PASS-THROUGH	INDIANA UNIVERSITY	A134415	372,448	
93.866	AGING RESEARCH		PASS-THROUGH	INDIANA UNIVERSITY	A140909	15,255	
93.866	AGING RESEARCH		PASS-THROUGH	INSTITUTE FOR MOLECULAR MEDICINE, INC. (CALIFORNIA)	4001-UCI-DHC-2018	(3,514)	
93.866	AGING RESEARCH		PASS-THROUGH	INSTITUTE FOR MOLECULAR MEDICINE, INC. (CALIFORNIA)	4001-UCI-MBJ-2018	(8,664)	
93.866	AGING RESEARCH		PASS-THROUGH	INSTITUTE FOR MOLECULAR MEDICINE, INC. (CALIFORNIA)	4008-UCI-DC-2020	170,019	
93.866	AGING RESEARCH		PASS-THROUGH	INSTITUTE FOR MOLECULAR MEDICINE, INC. (CALIFORNIA)	8370-4015-UCI	67,698	
93.866	AGING RESEARCH		PASS-THROUGH	JOHNS HOPKINS UNIVERSITY	2005634932	8,280	
93.866	AGING RESEARCH		PASS-THROUGH	JOHNS HOPKINS UNIVERSITY	2004171429:5	24,379	
93.866	AGING RESEARCH		PASS-THROUGH	JOHNS HOPKINS UNIVERSITY	2005197156:2	63,654	
93.866	AGING RESEARCH		PASS-THROUGH	KAISER FOUNDATION HOSPITALS	A142835	79,674	
93.866	AGING RESEARCH		PASS-THROUGH	KAISER FOUNDATION RESEARCH INSTITUTION	A136935	519,491	
93.866	AGING RESEARCH		PASS-THROUGH	KAISER FOUNDATION RESEARCH INSTITUTION	A140189	89,093	
93.866	AGING RESEARCH		PASS-THROUGH	KAISER FOUNDATION RESEARCH INSTITUTION	RNG210856-UCD-01	42,278	
					sub RNG212673-UCSD		
93.866	AGING RESEARCH		PASS-THROUGH	KAISER FOUNDATION RESEARCH INSTITUTION	(AG077969)	144,827	
93.866	AGING RESEARCH		PASS-THROUGH	KAISER PERMANENTE DIVISION OF RESEARCH	A134759	(336)	
93.866	AGING RESEARCH		PASS-THROUGH	KAISER PERMANENTE DIVISION OF RESEARCH	RNG210270-UCLA:4	20,305	
					Sub RNG212175-UCSD		
93.866	AGING RESEARCH		PASS-THROUGH	KAISER PERMANENTE DIVISION OF RESEARCH	(AG077969)	31,365	
93.866	AGING RESEARCH		PASS-THROUGH	KAISER PERMANENTE WASHINGTON HEALTH RESEARCH			
				INSTITUTE	A136450	503,769	
93.866	AGING RESEARCH		PASS-THROUGH	KAISER PERMANENTE WASHINGTON HEALTH RESEARCH			
				INSTITUTE	A139983	166,326	
93.866	AGING RESEARCH		PASS-THROUGH	KAISER PERMANENTE WASHINGTON HEALTH RESEARCH	RNG211395-UCSD		
				INSTITUTE	(AG066567)	66,161	

University of California
Schedule of Expenditures of Federal Awards

For the Fiscal Year Ended June 30, 2024
(Expressed in Whole Dollars)

Assistance Listing Number	Federal Program Title	Additional Award Identification	Direct / Pass Through	Agency or Pass Through Entity	Pass Through No. or Other Identifier	Federal Expenditures	Funds Passed Through to Subrecipients
93.866	AGING RESEARCH		PASS-THROUGH	KAISER PERMANENTE WASHINGTON HEALTH RESEARCH INSTITUTE	RNG211396-UCR	89	
93.866	AGING RESEARCH		PASS-THROUGH	KAISER PERMANENTE WASHINGTON HEALTH RESEARCH INSTITUTE	RNG211397-UCSD (AG066567)	18,658	
93.866	AGING RESEARCH		PASS-THROUGH	KAISER PERMANENTE WASHINGTON HEALTH RESEARCH INSTITUTE	SUB NONE (AG066567)	19,935	
93.866	AGING RESEARCH		PASS-THROUGH	KECK MEDICAL CENTER OF USC	SCON-00003721	72,585	
93.866	AGING RESEARCH		PASS-THROUGH	LOMA LINDA UNIVERSITY	2190077:3	(5,955)	
93.866	AGING RESEARCH		PASS-THROUGH	MASSACHUSETTS INSTITUTE OF TECHNOLOGY	S5931	27,561	
93.866	AGING RESEARCH		PASS-THROUGH	MASSACHUSETTS INSTITUTE OF TECHNOLOGY	Sub S5801 (AG077227)	833,034	
93.866	AGING RESEARCH		PASS-THROUGH	MAYO CLINIC/MAYO FOUNDATION FOR MEDICAL EDUCATION & RESEARCH	A134782	2,274,776	
93.866	AGING RESEARCH		PASS-THROUGH	MAYO CLINIC/MAYO FOUNDATION FOR MEDICAL EDUCATION & RESEARCH	A135937	382,134	
93.866	AGING RESEARCH		PASS-THROUGH	MAYO CLINIC/MAYO FOUNDATION FOR MEDICAL EDUCATION & RESEARCH	A136604	431,701	
93.866	AGING RESEARCH		PASS-THROUGH	MAYO CLINIC/MAYO FOUNDATION FOR MEDICAL EDUCATION & RESEARCH	A139081	639,258	
93.866	AGING RESEARCH		PASS-THROUGH	MAYO CLINIC/MAYO FOUNDATION FOR MEDICAL EDUCATION & RESEARCH	A141188	35,607	
93.866	AGING RESEARCH		PASS-THROUGH	MAYO CLINIC/MAYO FOUNDATION FOR MEDICAL EDUCATION & RESEARCH	CLA-23134-02:3	(359)	
93.866	AGING RESEARCH		PASS-THROUGH	MAYO CLINIC/MAYO FOUNDATION FOR MEDICAL EDUCATION & RESEARCH	CLA-294646/PO #68589	282,151	
93.866	AGING RESEARCH		PASS-THROUGH	MAYO CLINIC/MAYO FOUNDATION FOR MEDICAL EDUCATION & RESEARCH	LAC-263134-05:5	563,011	
93.866	AGING RESEARCH		PASS-THROUGH	MAYO CLINIC/MAYO FOUNDATION FOR MEDICAL EDUCATION & RESEARCH	NAT-287594-01/PO #69	225,941	
93.866	AGING RESEARCH		PASS-THROUGH	MAYO CLINIC/MAYO FOUNDATION FOR MEDICAL EDUCATION & RESEARCH	SUB SAN-263134 (AG063911)	241,334	
93.866	AGING RESEARCH		PASS-THROUGH	MAYO CLINIC/MAYO FOUNDATION FOR MEDICAL EDUCATION & RESEARCH	UCA-320796	104,041	
93.866	AGING RESEARCH		PASS-THROUGH	MAYO CLINIC/MAYO FOUNDATION FOR MEDICAL EDUCATION & RESEARCH	UCI-284424	129,024	
93.866	AGING RESEARCH		PASS-THROUGH	MAYO CLINIC/MAYO FOUNDATION FOR MEDICAL EDUCATION & RESEARCH	VER-263134:4	125,482	
93.866	AGING RESEARCH		PASS-THROUGH	MEDICAL COLLEGE OF WISCONSIN	sub 30234004 (AG081167)	470,343	
93.866	AGING RESEARCH		PASS-THROUGH	MEMORYWELL INC.	A138664	13,745	
93.866	AGING RESEARCH		PASS-THROUGH	NATIONAL BUREAU OF ECONOMIC RESEARCH, INC.	41910.UCLA:2 SUB 41910.UCSD	33,408	
93.866	AGING RESEARCH		PASS-THROUGH	NATIONAL BUREAU OF ECONOMIC RESEARCH, INC.	(AG070806)	31,218	
93.866	AGING RESEARCH		PASS-THROUGH	NEW YORK UNIVERSITY	F2328-03:01	58,469	
93.866	AGING RESEARCH		PASS-THROUGH	NORTHEASTERN UNIVERSITY	A141488	43,606	
93.866	AGING RESEARCH		PASS-THROUGH	NORTHERN CALIFORNIA INSTITUTE FOR RESEARCH AND EDUCATION, IN	A138735	6,389	
93.866	AGING RESEARCH		PASS-THROUGH	NORTHERN CALIFORNIA INSTITUTE FOR RESEARCH AND EDUCATION, IN	A140816	236,608	
93.866	AGING RESEARCH		PASS-THROUGH	NORTHERN CALIFORNIA INSTITUTE FOR RESEARCH AND EDUCATION, IN	A140899	421,610	
93.866	AGING RESEARCH		PASS-THROUGH	NORTHERN CALIFORNIA INSTITUTE FOR RESEARCH AND EDUCATION, IN	SHL2361-03	38,865	
93.866	AGING RESEARCH		PASS-THROUGH	NORTHERN CALIFORNIA INSTITUTE FOR RESEARCH AND EDUCATION, IN	STE2196-05:6	80,405	

University of California
Schedule of Expenditures of Federal Awards

For the Fiscal Year Ended June 30, 2024
(Expressed in Whole Dollars)

Assistance Listing Number	Federal Program Title	Additional Award Identification	Direct / Pass Through	Agency or Pass Through Entity	Pass Through No. or Other Identifier	Federal Expenditures	Funds Passed Through to Subrecipients
93.866	AGING RESEARCH		PASS-THROUGH	NORTHERN CALIFORNIA INSTITUTE FOR RESEARCH AND EDUCATION, IN	sub SHL2361-01 (AG034853)	15,604	
93.866	AGING RESEARCH		PASS-THROUGH	NORTHERN CALIFORNIA INSTITUTE FOR RESEARCH AND EDUCATION, IN	WEI2990-02	14,698	
93.866	AGING RESEARCH		PASS-THROUGH	NORTHERN CALIFORNIA INSTITUTE FOR RESEARCH AND EDUCATION, IN	WEI2990-03	260,443	
93.866	AGING RESEARCH		PASS-THROUGH	NORTHERN CALIFORNIA INSTITUTE FOR RESEARCH AND EDUCATION, IN	WEI2990-08	585,831	
93.866	AGING RESEARCH		PASS-THROUGH	NORTHWESTERN UNIVERSITY	60053507 UCLA:A03	1,399	
93.866	AGING RESEARCH		PASS-THROUGH	NORTHWESTERN UNIVERSITY	60054634 UCLA:A03	(1)	
93.866	AGING RESEARCH		PASS-THROUGH	NORTHWESTERN UNIVERSITY	60060219 UCLA:A02	65,113	
93.866	AGING RESEARCH		PASS-THROUGH	NORTHWESTERN UNIVERSITY	60062889 UCLA:A01	47,447	
93.866	AGING RESEARCH		PASS-THROUGH	NORTHWESTERN UNIVERSITY	A130878	(13,749)	
93.866	AGING RESEARCH		PASS-THROUGH	NORTHWESTERN UNIVERSITY	A131992	70,640	
93.866	AGING RESEARCH		PASS-THROUGH	NORTHWESTERN UNIVERSITY	A141043	(1,492)	
93.866	AGING RESEARCH		PASS-THROUGH	NORTHWESTERN UNIVERSITY	A143108	153,872	
93.866	AGING RESEARCH		PASS-THROUGH	NORTHWESTERN UNIVERSITY	SUB 60051680 UCSD (AG060426)	25,287	
93.866	AGING RESEARCH		PASS-THROUGH	NOVORON BIOSCIENCE, INC.	003	137,068	137,068
93.866	AGING RESEARCH		PASS-THROUGH	OHIO STATE UNIVERSITY	A139880	35,718	
93.866	AGING RESEARCH		PASS-THROUGH	OHIO STATE UNIVERSITY	A142799	195,522	
93.866	AGING RESEARCH		PASS-THROUGH	OHIO STATE UNIVERSITY	Sub 60051415(AG050725)	2	
93.866	AGING RESEARCH		PASS-THROUGH	PEKING UNIVERSITY	2021001-3	52,996	
93.866	AGING RESEARCH		PASS-THROUGH	PENNSYLVANIA STATE UNIVERSITY	S005050-UWD	15,460	
93.866	AGING RESEARCH		PASS-THROUGH	PEOPLE DESIGNS, INC.	A138088	125,158	
93.866	AGING RESEARCH		PASS-THROUGH	PEOPLE DESIGNS, INC.	A140627	10,637	
93.866	AGING RESEARCH		PASS-THROUGH	PEOPLE POWER COMPANY	051829	213,723	
93.866	AGING RESEARCH		PASS-THROUGH	PRAETEGO INC	SUB 30158786 (AG079696)	500,597	
93.866	AGING RESEARCH		PASS-THROUGH	PROBIOME THERAPEUTICS, INC.	220040	(5,405)	
93.866	AGING RESEARCH		PASS-THROUGH	PURDUE UNIVERSITY	11001359-066	61,715	
93.866	AGING RESEARCH		PASS-THROUGH	RAFT PHARMACEUTICALS LLC	Sub None (AG081004)	223,583	
93.866	AGING RESEARCH		PASS-THROUGH	REGENERATIVE RESEARCH FOUNDATION	A137572	499,402	
93.866	AGING RESEARCH		PASS-THROUGH	RENSSELAER POLYTECHNIC INSTITUTE	A21-0052-S001	(1,507)	
93.866	AGING RESEARCH		PASS-THROUGH	RESEARCH FOUNDATION FOR THE STATE UNIVERSITY OF NEW YORK, TH	83859/2/1152056	49,049	
93.866	AGING RESEARCH		PASS-THROUGH	RICE UNIVERSITY	X03105952	35,371	
93.866	AGING RESEARCH		PASS-THROUGH	RUSH UNIVERSITY MEDICAL CENTER	18030204-Sub01	213,505	
93.866	AGING RESEARCH		PASS-THROUGH	RUSH UNIVERSITY MEDICAL CENTER	20090204-SUB02	92,311	
93.866	AGING RESEARCH		PASS-THROUGH	RUSH UNIVERSITY MEDICAL CENTER	20090204-Sub03:2	17,561	
93.866	AGING RESEARCH		PASS-THROUGH	RUTGERS, THE STATE UNIVERSITY OF NEW JERSEY	A138736	(61)	
93.866	AGING RESEARCH		PASS-THROUGH	SALK INSTITUTE FOR BIOLOGICAL STUDIES	A19-0036-S003:4	23,458	
93.866	AGING RESEARCH		PASS-THROUGH	SALK INSTITUTE FOR BIOLOGICAL STUDIES	A22-0071-S002	181,182	
93.866	AGING RESEARCH		PASS-THROUGH	SALK INSTITUTE FOR BIOLOGICAL STUDIES	R01 AG066018 A20-0020-S002	(80,228)	
93.866	AGING RESEARCH		PASS-THROUGH	SALK INSTITUTE FOR BIOLOGICAL STUDIES	sub A17-0033-S001		
93.866	AGING RESEARCH		PASS-THROUGH	SALK INSTITUTE FOR BIOLOGICAL STUDIES	(AG056306)	155,299	
93.866	AGING RESEARCH		PASS-THROUGH	SALK INSTITUTE FOR BIOLOGICAL STUDIES	Sub A19-0036-S002-A01	42,044	
93.866	AGING RESEARCH		PASS-THROUGH	SALK INSTITUTE FOR BIOLOGICAL STUDIES	sub A21-0003-S001		
93.866	AGING RESEARCH		PASS-THROUGH	SALK INSTITUTE FOR BIOLOGICAL STUDIES	(AG068635)	140,038	
93.866	AGING RESEARCH		PASS-THROUGH	SALK INSTITUTE FOR BIOLOGICAL STUDIES	Sub A21-0003-S004		
93.866	AGING RESEARCH		PASS-THROUGH	SALK INSTITUTE FOR BIOLOGICAL STUDIES	(AG068635)	225,082	
93.866	AGING RESEARCH		PASS-THROUGH	SALK INSTITUTE FOR BIOLOGICAL STUDIES	Sub A22-0071-S001		
93.866	AGING RESEARCH		PASS-THROUGH	SALK INSTITUTE FOR BIOLOGICAL STUDIES	(AG076805)	58,629	

University of California
Schedule of Expenditures of Federal Awards

For the Fiscal Year Ended June 30, 2024
(Expressed in Whole Dollars)

Assistance Listing Number	Federal Program Title	Additional Award Identification	Direct / Pass Through	Agency or Pass Through Entity	Pass Through No. or Other Identifier	Federal Expenditures	Funds Passed Through to Subrecipients
93.866	AGING RESEARCH		PASS-THROUGH	SALK INSTITUTE FOR BIOLOGICAL STUDIES	Sub A23-0078-S001 (AG082151)	22,620	
93.866	AGING RESEARCH		PASS-THROUGH	SALK INSTITUTE FOR BIOLOGICAL STUDIES	Sub A23-0078-S002 (AG082151)	4,052	
93.866	AGING RESEARCH		PASS-THROUGH	SANFORD BURNHAM PREBYS MEDICAL DISCOVERY INSTITUTE	70354-13498-UCSD (AG073084-01)	355,015	
93.866	AGING RESEARCH		PASS-THROUGH	SANFORD BURNHAM PREBYS MEDICAL DISCOVERY INSTITUTE	70534-13587-UCSB 70534-13588-UCSD	199,798	
93.866	AGING RESEARCH		PASS-THROUGH	SANFORD BURNHAM PREBYS MEDICAL DISCOVERY INSTITUTE	(AG071694)	96,024	
93.866	AGING RESEARCH		PASS-THROUGH	SANFORD BURNHAM PREBYS MEDICAL DISCOVERY INSTITUTE	70648-13633-UCI	22,617	
93.866	AGING RESEARCH		PASS-THROUGH	SANFORD BURNHAM PREBYS MEDICAL DISCOVERY INSTITUTE	SUB 69990-13317-UCSD	62,111	
93.866	AGING RESEARCH		PASS-THROUGH	SANFORD BURNHAM PREBYS MEDICAL DISCOVERY INSTITUTE	Sub 69990-13318-UCSD	(7,244)	
93.866	AGING RESEARCH		PASS-THROUGH	SANFORD BURNHAM PREBYS MEDICAL DISCOVERY INSTITUTE	Sub 70427-13532(AG073965)	(41)	
93.866	AGING RESEARCH		PASS-THROUGH	SANFORD BURNHAM PREBYS MEDICAL DISCOVERY INSTITUTE	Sub 70811-13712-UCSD	296,120	
93.866	AGING RESEARCH		PASS-THROUGH	SANO HEALTHCARE CONSULTANTS, LLC	1R43AG080852	219	
93.866	AGING RESEARCH		PASS-THROUGH	SEATTLE INSTITUTE FOR BIOMEDICAL AND CLIN RESEARCH	Sub CD39-UCSD-1 (AG075338)	11,600	
93.866	AGING RESEARCH		PASS-THROUGH	SEATTLE INSTITUTE FOR BIOMEDICAL AND CLIN RESEARCH	Sub KB29B-UCSD-1 (AG078335)	148,945	
93.866	AGING RESEARCH		PASS-THROUGH	SEATTLE INSTITUTE FOR BIOMEDICAL AND CLIN RESEARCH	sub LG16-UCSD-1 (AG080614)	32,187	
93.866	AGING RESEARCH		PASS-THROUGH	SRI INTERNATIONAL	P035208	247,461	
93.866	AGING RESEARCH		PASS-THROUGH	STANFORD UNIVERSITY	61624544-45510	24,359	
93.866	AGING RESEARCH		PASS-THROUGH	STANFORD UNIVERSITY	63225428-272400	141,223	
93.866	AGING RESEARCH		PASS-THROUGH	STATE UNIVERSITY OF NEW YORK	Sub 1157497 - 86373 sub-280201024/S284-	106,580	
93.866	AGING RESEARCH		PASS-THROUGH	SUTTER BAY HOSPITALS	AG066671	71,673	
93.866	AGING RESEARCH		PASS-THROUGH	SUTTER WEST BAY HOSPITALS	280201015-S216	4,864	
93.866	AGING RESEARCH		PASS-THROUGH	SUTTER WEST BAY HOSPITALS	280201018-S235	118,306	
93.866	AGING RESEARCH		PASS-THROUGH	SYRACUSE UNIVERSITY	32872-06364-S03:3	46,085	
93.866	AGING RESEARCH		PASS-THROUGH	THE GAIA MEDICAL INSTITUTE LLC	SUB-30129013	70,687	
93.866	AGING RESEARCH		PASS-THROUGH	THE GENERAL HOSPITAL CORPORATION	239588	84,921	
93.866	AGING RESEARCH		PASS-THROUGH	THE GENERAL HOSPITAL CORPORATION	A138990	68,943	
93.866	AGING RESEARCH		PASS-THROUGH	THE GENERAL HOSPITAL CORPORATION	A141701	43,468	
93.866	AGING RESEARCH		PASS-THROUGH	THE GENERAL HOSPITAL CORPORATION	A142284	36,932	
93.866	AGING RESEARCH		PASS-THROUGH	THE GENERAL HOSPITAL CORPORATION	Sub 231823 (AG058256)	5,517	
93.866	AGING RESEARCH		PASS-THROUGH	THE RAND CORPORATION	A139283	29,066	
93.866	AGING RESEARCH		PASS-THROUGH	THE SCRIPPS RESEARCH INSTITUTE	Sub 5-54811 (AG076745)	48,841	
93.866	AGING RESEARCH		PASS-THROUGH	THE SCRIPPS RESEARCH INSTITUTE	sub 5-55065 (AG076745)	74,748	
93.866	AGING RESEARCH		PASS-THROUGH	THE UNIVERSITY OF GEORGIA	SUB00002930	364,672	
93.866	AGING RESEARCH		PASS-THROUGH	THERANOVA, L.L.C.	A22-2825	(20,519)	
93.866	AGING RESEARCH		PASS-THROUGH	TOGETHER SENIOR HEALTH, INC.	A138823	93,873	
93.866	AGING RESEARCH		PASS-THROUGH	TOGETHER SENIOR HEALTH, INC.	A140083	(2,919)	
93.866	AGING RESEARCH		PASS-THROUGH	TOGETHER SENIOR HEALTH, INC.	A141782	92,720	
93.866	AGING RESEARCH		PASS-THROUGH	TUFTS MEDICAL CENTER, INC.	A137032	(1,973)	
93.866	AGING RESEARCH		PASS-THROUGH	TUFTS UNIVERSITY	103065-00001	59,295	
93.866	AGING RESEARCH		PASS-THROUGH	TULANE UNIVERSITY OF LOUISIANA	A134965	20,964	
93.866	AGING RESEARCH		PASS-THROUGH	TULANE UNIVERSITY OF LOUISIANA	TUL-HSC-561563-23/24	14,062	

University of California
Schedule of Expenditures of Federal Awards

For the Fiscal Year Ended June 30, 2024
(Expressed in Whole Dollars)

Assistance Listing Number	Federal Program Title	Additional Award Identification	Direct / Pass Through	Agency or Pass Through Entity	Pass Through No. or Other Identifier	Federal Expenditures	Funds Passed Through to Subrecipients
93.866	AGING RESEARCH		PASS-THROUGH	UNIVERSITY AT BUFFALO (A STATE UNIVERSITY OF NEW YORK CAMPUS	Sub R1221945 (AG063659)	167,163	
93.866	AGING RESEARCH		PASS-THROUGH	UNIVERSITY OF ARIZONA	639654	570,425	
93.866	AGING RESEARCH		PASS-THROUGH	UNIVERSITY OF ARIZONA	A143629	2,467	
93.866	AGING RESEARCH		PASS-THROUGH	UNIVERSITY OF COLORADO BOULDER	1564146	17,150	
93.866	AGING RESEARCH		PASS-THROUGH	UNIVERSITY OF COLORADO COLORADO SPRINGS	FY20.001.017	75,353	
93.866	AGING RESEARCH		PASS-THROUGH	UNIVERSITY OF COLORADO DENVER	A130712	9,687	
93.866	AGING RESEARCH		PASS-THROUGH	UNIVERSITY OF COLORADO DENVER	FY19.572.002	172,834	
93.866	AGING RESEARCH		PASS-THROUGH	UNIVERSITY OF COLORADO DENVER	FY22.572.001	37,679	
93.866	AGING RESEARCH		PASS-THROUGH	UNIVERSITY OF COLORADO DENVER	Sub FY20.930.002(AG05913)	98,288	
93.866	AGING RESEARCH		PASS-THROUGH	UNIVERSITY OF COLORADO SYSTEM	Y22.830.006_AMD4	11,518	10,904
					Sub 00001881		
93.866	AGING RESEARCH		PASS-THROUGH	UNIVERSITY OF FLORIDA	(R37AG033906)	39,571	
93.866	AGING RESEARCH		PASS-THROUGH	UNIVERSITY OF FLORIDA	SUB00002698:4	82,306	
93.866	AGING RESEARCH		PASS-THROUGH	UNIVERSITY OF IOWA	S04154-01	14,216	
93.866	AGING RESEARCH		PASS-THROUGH	UNIVERSITY OF IOWA	Sub S04050-01 (AG080472)	129,821	
				UNIVERSITY OF KANSAS / UNIVERSITY OF KANSAS CENTER FOR			
93.866	AGING RESEARCH		PASS-THROUGH	RESEA	FY2023-088	51,313	
93.866	AGING RESEARCH		PASS-THROUGH	UNIVERSITY OF MARYLAND, BALTIMORE	4842/20195	40,235	
93.866	AGING RESEARCH		PASS-THROUGH	UNIVERSITY OF MARYLAND, BALTIMORE	Sub 21120 (AG079854)	13,827	
93.866	AGING RESEARCH		PASS-THROUGH	UNIVERSITY OF MARYLAND, COLLEGE PARK	125739-Z0608201:A	12,347	
93.866	AGING RESEARCH		PASS-THROUGH	UNIVERSITY OF MARYLAND, COLLEGE PARK	206724:7	269,812	
93.866	AGING RESEARCH		PASS-THROUGH	UNIVERSITY OF MARYLAND, COLLEGE PARK	Sub 20877 Request:3045	43,557	
					Sub 23-016677 N 00		
93.866	AGING RESEARCH		PASS-THROUGH	UNIVERSITY OF MASSACHUSETTS AMHERST	(AG073107)	133,105	
93.866	AGING RESEARCH		PASS-THROUGH	UNIVERSITY OF MASSACHUSETTS AMHERST	SUB00000039:2	17,770	
93.866	AGING RESEARCH		PASS-THROUGH	UNIVERSITY OF MASSACHUSETTS CHAN MEDICAL SCHOOL	SUB000000396	9,071	
					SUB OS00000674		
93.866	AGING RESEARCH		PASS-THROUGH	UNIVERSITY OF MIAMI	(AG067568)	73,941	
93.866	AGING RESEARCH		PASS-THROUGH	UNIVERSITY OF MICHIGAN	A142654	91,041	
93.866	AGING RESEARCH		PASS-THROUGH	UNIVERSITY OF MICHIGAN	A143177	512,471	
93.866	AGING RESEARCH		PASS-THROUGH	UNIVERSITY OF MICHIGAN	A143338	23,790	
93.866	AGING RESEARCH		PASS-THROUGH	UNIVERSITY OF MINNESOTA	A006835803:2	9,347	
93.866	AGING RESEARCH		PASS-THROUGH	UNIVERSITY OF MINNESOTA	A140273	7,320	
93.866	AGING RESEARCH		PASS-THROUGH	UNIVERSITY OF MINNESOTA	P009260953:1	67,439	
93.866	AGING RESEARCH		PASS-THROUGH	UNIVERSITY OF MISSISSIPPI	SP14581-SB1	53,435	
93.866	AGING RESEARCH		PASS-THROUGH	UNIVERSITY OF NEVADA, RENO	Sub UNR-24-27 (AG051443)	52,674	
93.866	AGING RESEARCH		PASS-THROUGH	UNIVERSITY OF NORTH CAROLINA AT CHAPEL HILL	5119877	(43,626)	
93.866	AGING RESEARCH		PASS-THROUGH	UNIVERSITY OF NORTH CAROLINA AT CHAPEL HILL	A140548	(162)	
93.866	AGING RESEARCH		PASS-THROUGH	UNIVERSITY OF NORTH CAROLINA AT CHAPEL HILL	A141616	409,872	
93.866	AGING RESEARCH		PASS-THROUGH	UNIVERSITY OF NORTH CAROLINA AT CHAPEL HILL	SUB 5119878 (AG061088)	16,302	
93.866	AGING RESEARCH		PASS-THROUGH	UNIVERSITY OF NORTH TEXAS	Sub RF00197-2020-0349	965,775	
93.866	AGING RESEARCH		PASS-THROUGH	UNIVERSITY OF NORTH TEXAS	Sub RF00016-2017-0033	(1,730)	
93.866	AGING RESEARCH		PASS-THROUGH	UNIVERSITY OF NORTH TEXAS	SUB RF00029-2019-0045	(804)	
93.866	AGING RESEARCH		PASS-THROUGH	UNIVERSITY OF NORTH TEXAS	SUB RF00110-2018-0022	(233,551)	
93.866	AGING RESEARCH		PASS-THROUGH	UNIVERSITY OF NORTH TEXAS HEALTH SCIENCE CENTER	A140576	50,746	
93.866	AGING RESEARCH		PASS-THROUGH	UNIVERSITY OF NORTH TEXAS HEALTH SCIENCE CENTER	RAWD000066-SUB00145	227,453	
93.866	AGING RESEARCH		PASS-THROUGH	UNIVERSITY OF PENNSYLVANIA	587757	153,499	
93.866	AGING RESEARCH		PASS-THROUGH	UNIVERSITY OF PENNSYLVANIA	A136625	(330)	
93.866	AGING RESEARCH		PASS-THROUGH	UNIVERSITY OF PENNSYLVANIA	A142065	468,175	
93.866	AGING RESEARCH		PASS-THROUGH	UNIVERSITY OF PENNSYLVANIA	A142469	81,184	
93.866	AGING RESEARCH		PASS-THROUGH	UNIVERSITY OF PENNSYLVANIA	A142488	72,517	

University of California
Schedule of Expenditures of Federal Awards

For the Fiscal Year Ended June 30, 2024
(Expressed in Whole Dollars)

Assistance Listing Number	Federal Program Title	Additional Award Identification	Direct / Pass Through	Agency or Pass Through Entity	Pass Through No. or Other	Federal Expenditures	Funds Passed Through to Subrecipients
					Identifier		
93.866	AGING RESEARCH		PASS-THROUGH	UNIVERSITY OF PENNSYLVANIA	PO: 5136158	76,784	
93.866	AGING RESEARCH		PASS-THROUGH	UNIVERSITY OF PENNSYLVANIA	Sub 20201585 (AG069130)	167	
93.866	AGING RESEARCH		PASS-THROUGH	UNIVERSITY OF PENNSYLVANIA	Sub 579015 (AG061173)	19,831	
					SUB 587757-75746		
93.866	AGING RESEARCH		PASS-THROUGH	UNIVERSITY OF PENNSYLVANIA	(AG079774)	19,343	
93.866	AGING RESEARCH		PASS-THROUGH	UNIVERSITY OF PITTSBURGH	A136253	33,356	
93.866	AGING RESEARCH		PASS-THROUGH	UNIVERSITY OF PITTSBURGH	A137553	40,716	
93.866	AGING RESEARCH		PASS-THROUGH	UNIVERSITY OF PITTSBURGH	A138860	384,398	
93.866	AGING RESEARCH		PASS-THROUGH	UNIVERSITY OF PITTSBURGH	AWD00002130	506,235	14,435
93.866	AGING RESEARCH		PASS-THROUGH	UNIVERSITY OF PITTSBURGH	AWD00002130	46,696	
93.866	AGING RESEARCH		PASS-THROUGH	UNIVERSITY OF PITTSBURGH	AWD00002130	2,490,835	18,044
93.866	AGING RESEARCH		PASS-THROUGH	UNIVERSITY OF PITTSBURGH	AWD00002130	3,810	
93.866	AGING RESEARCH		PASS-THROUGH	UNIVERSITY OF PITTSBURGH	AWD00002169	23,177	
93.866	AGING RESEARCH		PASS-THROUGH	UNIVERSITY OF PITTSBURGH	AWD00003000	544,444	308,632
93.866	AGING RESEARCH		PASS-THROUGH	UNIVERSITY OF PITTSBURGH	AWD00003000	19,109	9,909
93.866	AGING RESEARCH		PASS-THROUGH	UNIVERSITY OF PITTSBURGH	AWD00003000	987,678	
93.866	AGING RESEARCH		PASS-THROUGH	UNIVERSITY OF PITTSBURGH	AWD00003000	24,400	
93.866	AGING RESEARCH		PASS-THROUGH	UNIVERSITY OF PITTSBURGH	AWD00003547	62,572	
93.866	AGING RESEARCH		PASS-THROUGH	UNIVERSITY OF PITTSBURGH	AWD00004899	93,822	
93.866	AGING RESEARCH		PASS-THROUGH	UNIVERSITY OF PITTSBURGH	AWD00006352 1386632	62,277	
93.866	AGING RESEARCH		PASS-THROUGH	UNIVERSITY OF PITTSBURGH	AWD00007137	207,532	
93.866	AGING RESEARCH		PASS-THROUGH	UNIVERSITY OF PITTSBURGH	CNVA00044604	13,660	
93.866	AGING RESEARCH		PASS-THROUGH	UNIVERSITY OF PITTSBURGH	CNVA00050794	772	
93.866	AGING RESEARCH		PASS-THROUGH	UNIVERSITY OF PITTSBURGH	sub AWD00005394	92,621	
93.866	AGING RESEARCH		PASS-THROUGH	UNIVERSITY OF ROCHESTER	SUB000000064	40,992	
93.866	AGING RESEARCH		PASS-THROUGH	UNIVERSITY OF SOUTH FLORIDA	A132788	(47)	
93.866	AGING RESEARCH		PASS-THROUGH	UNIVERSITY OF SOUTH FLORIDA	A141098	391,127	
93.866	AGING RESEARCH		PASS-THROUGH	UNIVERSITY OF SOUTHERN CALIFOR	120119676	99,136	
93.866	AGING RESEARCH		PASS-THROUGH	UNIVERSITY OF SOUTHERN CALIFORNIA	87544370	15,624	
93.866	AGING RESEARCH		PASS-THROUGH	UNIVERSITY OF SOUTHERN CALIFORNIA	105741448	13,851	
93.866	AGING RESEARCH		PASS-THROUGH	UNIVERSITY OF SOUTHERN CALIFORNIA	107784754	8,422	
93.866	AGING RESEARCH		PASS-THROUGH	UNIVERSITY OF SOUTHERN CALIFORNIA	109150990	14,360	
93.866	AGING RESEARCH		PASS-THROUGH	UNIVERSITY OF SOUTHERN CALIFORNIA	110869109	19	
93.866	AGING RESEARCH		PASS-THROUGH	UNIVERSITY OF SOUTHERN CALIFORNIA	120175979	4,144	
93.866	AGING RESEARCH		PASS-THROUGH	UNIVERSITY OF SOUTHERN CALIFORNIA	129137033	(162)	
93.866	AGING RESEARCH		PASS-THROUGH	UNIVERSITY OF SOUTHERN CALIFORNIA	132811498	10,202	
93.866	AGING RESEARCH		PASS-THROUGH	UNIVERSITY OF SOUTHERN CALIFORNIA	136918461	402,146	
93.866	AGING RESEARCH		PASS-THROUGH	UNIVERSITY OF SOUTHERN CALIFORNIA	138110694	(20,975)	
93.866	AGING RESEARCH		PASS-THROUGH	UNIVERSITY OF SOUTHERN CALIFORNIA	105765948/136518675	4,860	
93.866	AGING RESEARCH		PASS-THROUGH	UNIVERSITY OF SOUTHERN CALIFORNIA	109160858 (PO 10726894)	7,532	
93.866	AGING RESEARCH		PASS-THROUGH	UNIVERSITY OF SOUTHERN CALIFORNIA	120124677:3	140,723	
93.866	AGING RESEARCH		PASS-THROUGH	UNIVERSITY OF SOUTHERN CALIFORNIA	124994341:5	156,378	
93.866	AGING RESEARCH		PASS-THROUGH	UNIVERSITY OF SOUTHERN CALIFORNIA	137876613:3	207,564	
93.866	AGING RESEARCH		PASS-THROUGH	UNIVERSITY OF SOUTHERN CALIFORNIA	138888987:4	35,380	
93.866	AGING RESEARCH		PASS-THROUGH	UNIVERSITY OF SOUTHERN CALIFORNIA	79635074:7	17,820	
93.866	AGING RESEARCH		PASS-THROUGH	UNIVERSITY OF SOUTHERN CALIFORNIA	A131981	9,930	
93.866	AGING RESEARCH		PASS-THROUGH	UNIVERSITY OF SOUTHERN CALIFORNIA	A136254	21,027	
93.866	AGING RESEARCH		PASS-THROUGH	UNIVERSITY OF SOUTHERN CALIFORNIA	A141207	192,675	
93.866	AGING RESEARCH		PASS-THROUGH	UNIVERSITY OF SOUTHERN CALIFORNIA	A142656	178,171	
93.866	AGING RESEARCH		PASS-THROUGH	UNIVERSITY OF SOUTHERN CALIFORNIA	SCON-00002361:2	(23)	
93.866	AGING RESEARCH		PASS-THROUGH	UNIVERSITY OF SOUTHERN CALIFORNIA	SCON-00003539	9,077	
93.866	AGING RESEARCH		PASS-THROUGH	UNIVERSITY OF SOUTHERN CALIFORNIA	SCON-00003937	13,856	
93.866	AGING RESEARCH		PASS-THROUGH	UNIVERSITY OF SOUTHERN CALIFORNIA	SCON-00004043:2	69,784	
93.866	AGING RESEARCH		PASS-THROUGH	UNIVERSITY OF SOUTHERN CALIFORNIA	SCON-00004055	28,494	

University of California
Schedule of Expenditures of Federal Awards

For the Fiscal Year Ended June 30, 2024
(Expressed in Whole Dollars)

Assistance Listing Number	Federal Program Title	Additional Award Identification	Direct / Pass Through	Agency or Pass Through Entity	Pass Through No. or Other Identifier	Federal Expenditures	Funds Passed Through to Subrecipients
93.866	AGING RESEARCH		PASS-THROUGH	UNIVERSITY OF SOUTHERN CALIFORNIA	SCON-00004445	23,220	
93.866	AGING RESEARCH		PASS-THROUGH	UNIVERSITY OF SOUTHERN CALIFORNIA	SCON-00004488:1	19	
93.866	AGING RESEARCH		PASS-THROUGH	UNIVERSITY OF SOUTHERN CALIFORNIA	SCON-00004531	2,498	
93.866	AGING RESEARCH		PASS-THROUGH	UNIVERSITY OF SOUTHERN CALIFORNIA	SCON-00004761	36,082	
93.866	AGING RESEARCH		PASS-THROUGH	UNIVERSITY OF SOUTHERN CALIFORNIA	SCON-00004800	103	
93.866	AGING RESEARCH		PASS-THROUGH	UNIVERSITY OF SOUTHERN CALIFORNIA	SCON-00004864:1	57,619	
93.866	AGING RESEARCH		PASS-THROUGH	UNIVERSITY OF SOUTHERN CALIFORNIA	SCON-00005088:2	261,599	
93.866	AGING RESEARCH		PASS-THROUGH	UNIVERSITY OF SOUTHERN CALIFORNIA	SCON-00005371:1	101,484	
93.866	AGING RESEARCH		PASS-THROUGH	UNIVERSITY OF SOUTHERN CALIFORNIA	SCON-00005448	69,197	
93.866	AGING RESEARCH		PASS-THROUGH	UNIVERSITY OF SOUTHERN CALIFORNIA	SCON-00005557	120,132	
93.866	AGING RESEARCH		PASS-THROUGH	UNIVERSITY OF SOUTHERN CALIFORNIA	SCON-00005562	6,675	
93.866	AGING RESEARCH		PASS-THROUGH	UNIVERSITY OF SOUTHERN CALIFORNIA	SCON-00005613	92,225	
93.866	AGING RESEARCH		PASS-THROUGH	UNIVERSITY OF SOUTHERN CALIFORNIA	SCON-00005645	19,524	
93.866	AGING RESEARCH		PASS-THROUGH	UNIVERSITY OF SOUTHERN CALIFORNIA	SCON-00005669	85,994	
93.866	AGING RESEARCH		PASS-THROUGH	UNIVERSITY OF SOUTHERN CALIFORNIA	SCON-00006245	101,401	
93.866	AGING RESEARCH		PASS-THROUGH	UNIVERSITY OF SOUTHERN CALIFORNIA	Sub 107080396(AG055367)	216,527	16,085
93.866	AGING RESEARCH		PASS-THROUGH	UNIVERSITY OF SOUTHERN CALIFORNIA	SUB 109161761 (AG059329)	45,064	
93.866	AGING RESEARCH		PASS-THROUGH	UNIVERSITY OF SOUTHERN CALIFORNIA	SUB 112743702 (AG060470)	138,985	
93.866	AGING RESEARCH		PASS-THROUGH	UNIVERSITY OF SOUTHERN CALIFORNIA	Sub SCON-00003260 (AG052350)	174	
93.866	AGING RESEARCH		PASS-THROUGH	UNIVERSITY OF SOUTHERN CALIFORNIA	Sub SCON-00003869 (AG024968)	25,376	
93.866	AGING RESEARCH		PASS-THROUGH	UNIVERSITY OF SOUTHERN CALIFORNIA	sub SCON-00004780 (AG068166)	27,610	
93.866	AGING RESEARCH		PASS-THROUGH	UNIVERSITY OF SOUTHERN CALIFORNIA	Sub SCON-00005246 (AG079303)	79,616	
93.866	AGING RESEARCH		PASS-THROUGH	UNIVERSITY OF TENNESSEE HEALTH SCIENCE CENTER	A138725	26,080	
93.866	AGING RESEARCH		PASS-THROUGH	UNIVERSITY OF TEXAS AT AUSTIN	UTAUS-SUB00000773:1	108,548	
93.866	AGING RESEARCH		PASS-THROUGH	UNIVERSITY OF TEXAS AT SAN ANTONIO	1000005098	5,571	
93.866	AGING RESEARCH		PASS-THROUGH	UNIVERSITY OF TEXAS AT SAN ANTONIO	1000005668	12,497	
93.866	AGING RESEARCH		PASS-THROUGH	UNIVERSITY OF TEXAS HEALTH SCIENCE CENTER AT HOUSTON	A136114	39,565	
93.866	AGING RESEARCH		PASS-THROUGH	UNIVERSITY OF TEXAS HEALTH SCIENCE CENTER AT HOUSTON	A141368	26,359	
93.866	AGING RESEARCH		PASS-THROUGH	UNIVERSITY OF TEXAS HEALTH SCIENCE CENTER AT HOUSTON	SA0002047	145,297	
93.866	AGING RESEARCH		PASS-THROUGH	UNIVERSITY OF TEXAS HEALTH SCIENCE CENTER AT HOUSTON	SA0003638	72,268	
93.866	AGING RESEARCH		PASS-THROUGH	UNIVERSITY OF TEXAS HEALTH SCIENCE CENTER AT HOUSTON	Sub SA0000467 (AG063946)	33,367	
93.866	AGING RESEARCH		PASS-THROUGH	UNIVERSITY OF TEXAS HEALTH SCIENCE CENTER AT SAN ANTONIO	168723/168721	115	
93.866	AGING RESEARCH		PASS-THROUGH	UNIVERSITY OF TEXAS HEALTH SCIENCE CENTER AT SAN ANTONIO	174325/174144	8,880	
93.866	AGING RESEARCH		PASS-THROUGH	UNIVERSITY OF TEXAS SOUTHWESTERN MEDICAL CENTER	PO: 0000002074 GMO:	114,287	
93.866	AGING RESEARCH		PASS-THROUGH	UNIVERSITY OF TEXAS SYSTEM	24-85575-03	190,621	
93.866	AGING RESEARCH		PASS-THROUGH	UNIVERSITY OF UTAH	10065083-01-UCLA	52,151	
93.866	AGING RESEARCH		PASS-THROUGH	UNIVERSITY OF UTAH	A134838	87	
93.866	AGING RESEARCH		PASS-THROUGH	UNIVERSITY OF VERMONT	Sub 32667SUB53009(AG059451)	7,631	
93.866	AGING RESEARCH		PASS-THROUGH	UNIVERSITY OF WASHINGTON	A132093	27,905	

University of California
Schedule of Expenditures of Federal Awards

For the Fiscal Year Ended June 30, 2024
(Expressed in Whole Dollars)

Assistance Listing Number	Federal Program Title	Additional Award Identification	Direct / Pass Through	Agency or Pass Through Entity	Pass Through No. or Other Identifier	Federal Expenditures	Funds Passed Through to Subrecipients
93.866	AGING RESEARCH		PASS-THROUGH	UNIVERSITY OF WASHINGTON	A138859	94,190	
93.866	AGING RESEARCH		PASS-THROUGH	UNIVERSITY OF WASHINGTON	Sub 752710 (AG16976)	(32,122)	
					SUB UWSC10150		
93.866	AGING RESEARCH		PASS-THROUGH	UNIVERSITY OF WASHINGTON	(AG056711)	(3,442)	
					SUB UWSC12305		
93.866	AGING RESEARCH		PASS-THROUGH	UNIVERSITY OF WASHINGTON	(AG056486)	10,343	
93.866	AGING RESEARCH		PASS-THROUGH	UNIVERSITY OF WASHINGTON	Sub UWSC13000 (AG072122)	17,486	
93.866	AGING RESEARCH		PASS-THROUGH	UNIVERSITY OF WASHINGTON	UCR 22101095	14,415	
93.866	AGING RESEARCH		PASS-THROUGH	UNIVERSITY OF WASHINGTON	UWSC12996/BPO58597	41,042	
93.866	AGING RESEARCH		PASS-THROUGH	UNIVERSITY OF WASHINGTON	UWSC12997	18,538	
93.866	AGING RESEARCH		PASS-THROUGH	UNIVERSITY OF WASHINGTON	UWSC14449	1,600	
93.866	AGING RESEARCH		PASS-THROUGH	UNIVERSITY OF WASHINGTON	UWSC14821	203,144	
93.866	AGING RESEARCH		PASS-THROUGH	UNIVERSITY OF WASHINGTON	UWSC15087	148,056	
93.866	AGING RESEARCH		PASS-THROUGH	UNIVERSITY OF WISCONSIN-MADISON	0000001247	131,684	
93.866	AGING RESEARCH		PASS-THROUGH	UNIVERSITY OF WISCONSIN-MADISON	0000001248	90,376	
93.866	AGING RESEARCH		PASS-THROUGH	UNIVERSITY OF WISCONSIN-MADISON	0000001966:2	76,444	
93.866	AGING RESEARCH		PASS-THROUGH	UNIVERSITY OF WISCONSIN-MADISON	0000002365	351,750	
93.866	AGING RESEARCH		PASS-THROUGH	UNIVERSITY OF WISCONSIN-MADISON	0000002836	124,159	
93.866	AGING RESEARCH		PASS-THROUGH	UNIVERSITY OF WISCONSIN-MADISON	0000002947	115,728	
93.866	AGING RESEARCH		PASS-THROUGH	UNIVERSITY OF WISCONSIN-MADISON	0000003207:1	321,042	
93.866	AGING RESEARCH		PASS-THROUGH	UNIVERSITY OF WISCONSIN-MADISON	0000003363	33,795	
93.866	AGING RESEARCH		PASS-THROUGH	UNIVERSITY OF WISCONSIN-MADISON	A137411	368,494	
93.866	AGING RESEARCH		PASS-THROUGH	UNIVERSITY OF WISCONSIN-MADISON	A139725	180,540	
93.866	AGING RESEARCH		PASS-THROUGH	UNIVERSITY OF WISCONSIN-MADISON	A141444	12,252	
93.866	AGING RESEARCH		PASS-THROUGH	UNIVERSITY OF WISCONSIN-MADISON	A142894	211,019	
93.866	AGING RESEARCH		PASS-THROUGH	UNIVERSITY OF WISCONSIN-MADISON	SUB 0000001246 (AG070883)	107,817	
93.866	AGING RESEARCH		PASS-THROUGH	UNIVERSITY OF WISCONSIN-MADISON	Sub 793K041 (AG057784)	62,622	
93.866	AGING RESEARCH		PASS-THROUGH	VANDERBILT UNIVERSITY MEDICAL CENTER	A143363	47,900	
93.866	AGING RESEARCH		PASS-THROUGH	VETERANS MEDICAL RESEARCH FOUNDATION OF SAN DIEGO	sub 102110001-327123	28,966	
93.866	AGING RESEARCH		PASS-THROUGH	VETERANS MEDICAL RESEARCH FOUNDATION OF SAN DIEGO	Sub 102440001-327614	47,078	
93.866	AGING RESEARCH		PASS-THROUGH	VETERANS MEDICAL RESEARCH FOUNDATION OF SAN DIEGO	VPA HAUGER 323479	26,469	
93.866	AGING RESEARCH		PASS-THROUGH	VETERANS MEDICAL RESEARCH FOUNDATION OF SAN DIEGO	VPA Panizzon 328497	39,121	
93.866	AGING RESEARCH		PASS-THROUGH	VETERANS MEDICAL RESEARCH FOUNDATION OF SAN DIEGO	VPA Risbrough 328544	60,804	
93.866	AGING RESEARCH		PASS-THROUGH	VETERANS MEDICAL RESEARCH FOUNDATION OF SAN DIEGO	VPA RISSMAN 323477	963	
93.866	AGING RESEARCH		PASS-THROUGH	VETERANS MEDICAL RESEARCH FOUNDATION OF SAN DIEGO	VPA VALLON 323314	16,273	
93.866	AGING RESEARCH		PASS-THROUGH	WAKE FOREST UNIVERSITY	1137-32841-110000021	105,953	
93.866	AGING RESEARCH		PASS-THROUGH	WAKE FOREST UNIVERSITY	115-33664-1000055108	237,654	
93.866	AGING RESEARCH		PASS-THROUGH	WAKE FOREST UNIVERSITY	A143372	24,262	
					Sub 101720-554012		
93.866	AGING RESEARCH		PASS-THROUGH	WAKE FOREST UNIVERSITY	(AG054523)	353,840	
					sub WFUHS 118269		
93.866	AGING RESEARCH		PASS-THROUGH	WAKE FOREST UNIVERSITY	(AG060897)	20,891	
93.866	AGING RESEARCH		PASS-THROUGH	WAKE FOREST UNIVERSITY HEALTH SCIENCES	1101-45116-110000002	57,507	
93.866	AGING RESEARCH		PASS-THROUGH	WAKE FOREST UNIVERSITY HEALTH SCIENCES	132933664-1100000619	129,317	
93.866	AGING RESEARCH		PASS-THROUGH	WAKE FOREST UNIVERSITY HEALTH SCIENCES	504-33664-11000002521	102,267	

University of California
Schedule of Expenditures of Federal Awards

For the Fiscal Year Ended June 30, 2024
(Expressed in Whole Dollars)

Assistance Listing Number	Federal Program Title	Additional Award Identification	Direct / Pass Through	Agency or Pass Through Entity	Pass Through No. or Other Identifier	Federal Expenditures	Funds Passed Through to Subrecipients
93.866	AGING RESEARCH		PASS-THROUGH	WAKE FOREST UNIVERSITY HEALTH SCIENCES	A137797	27,965	
93.866	AGING RESEARCH		PASS-THROUGH	WASHINGTON UNIVERSITY IN ST. LOUIS	Sub WU-14-333 (AG032438)	(2,303)	
93.866	AGING RESEARCH		PASS-THROUGH	WASHINGTON UNIVERSITY IN ST. LOUIS	Sub WU-19-168(AG049369)	(16,648)	
93.866	AGING RESEARCH		PASS-THROUGH	WASHINGTON UNIVERSITY IN ST. LOUIS	Sub WU-24-0299 (AG072637)	58,941	
93.866	AGING RESEARCH		PASS-THROUGH	WASHINGTON UNIVERSITY IN ST. LOUIS	WU-18-425-MOD-2	(489)	
93.866	AGING RESEARCH		PASS-THROUGH	WASHINGTON UNIVERSITY IN ST. LOUIS	WU-20-62-MOD-3	764	
					WU-22-0070 (AG072694-01A1)		
93.866	AGING RESEARCH		PASS-THROUGH	WASHINGTON UNIVERSITY IN ST. LOUIS		424,544	
93.866	AGING RESEARCH		PASS-THROUGH	WASHINGTON UNIVERSITY IN ST. LOUIS	WU-23-0272	967,291	
93.866	AGING RESEARCH		PASS-THROUGH	WASHINGTON UNIVERSITY IN ST. LOUIS	WU-24-0050	153,355	
93.866	AGING RESEARCH		PASS-THROUGH	WASHINGTON UNIVERSITY IN ST. LOUIS	WU-24-0051	198,065	
93.866	AGING RESEARCH		PASS-THROUGH	WASHINGTON UNIVERSITY IN ST. LOUIS	WU-24-0052	23,090	
93.866	AGING RESEARCH		PASS-THROUGH	WELLTH INC.	SUB 20181172(AG056184)	(6,822)	
93.866	AGING RESEARCH		PASS-THROUGH	YALE UNIVERSITY	CON-80003692	170,372	
93.866	AGING RESEARCH		PASS-THROUGH	YALE UNIVERSITY	CON-80004243 (GR119550)	336,795	
93.866	AGING RESEARCH		PASS-THROUGH	YESHIVA UNIVERSITY	31228R:2	96,983	
93.867	VISION RESEARCH		DIRECT	DEPARTMENT OF HEALTH AND HUMAN SERVICES (HHS)		72,104,155	6,158,458
93.867	VISION RESEARCH		PASS-THROUGH	ARIZONA STATE UNIVERSITY	ASUB00001474	81,117	
93.867	VISION RESEARCH		PASS-THROUGH	AUGUSTA UNIVERSITY	38878-1	104,348	
93.867	VISION RESEARCH		PASS-THROUGH	BAYLOR COLLEGE OF MEDICINE	P700000685	70,164	
93.867	VISION RESEARCH		PASS-THROUGH	BAYLOR COLLEGE OF MEDICINE	P700000709, 710 and 711	93,953	
93.867	VISION RESEARCH		PASS-THROUGH	CALIFORNIA INSTITUTE OF TECHNOLOGY	S378172:04	48	
93.867	VISION RESEARCH		PASS-THROUGH	CALIFORNIA INSTITUTE OF TECHNOLOGY	S520068:04	190,698	
93.867	VISION RESEARCH		PASS-THROUGH	CHILDREN'S HOSPITAL MEDICAL CENTER	OS00000362AM1/309380	542	
93.867	VISION RESEARCH		PASS-THROUGH	CORNELL UNIVERSITY	215421	333,050	
93.867	VISION RESEARCH		PASS-THROUGH	DOHENY EYE INSTITUTE	14218-UCLA:1	77,063	
93.867	VISION RESEARCH		PASS-THROUGH	DUKE UNIVERSITY	303001470	244,056	
93.867	VISION RESEARCH		PASS-THROUGH	DUKE UNIVERSITY	303002755	196,022	
93.867	VISION RESEARCH		PASS-THROUGH	DUKE UNIVERSITY	A135888	(99,517)	
93.867	VISION RESEARCH		PASS-THROUGH	GEORGE MASON UNIVERSITY	E2048121	(281)	
93.867	VISION RESEARCH		PASS-THROUGH	GEORGE MASON UNIVERSITY	E2048122:04	(23,849)	
93.867	VISION RESEARCH		PASS-THROUGH	GREATER BALTIMORE MEDICAL CENTER	20194713	32,582	
93.867	VISION RESEARCH		PASS-THROUGH	ILLINOIS INSTITUTE OF TECHNOLOGY	SA19-0101-S001	(14)	
93.867	VISION RESEARCH		PASS-THROUGH	INDIANA UNIVERSITY	A139196	331,805	
93.867	VISION RESEARCH		PASS-THROUGH	JAEBCENTER FOR HEALTH RESEARC	IXT7	7,394	
93.867	VISION RESEARCH		PASS-THROUGH	JAEBCENTER FOR HEALTH RESEARC	PEDIG_Master	1,374	
93.867	VISION RESEARCH		PASS-THROUGH	JAEBCENTER FOR HEALTH RESEARCH, INC.	2066	1,090	
93.867	VISION RESEARCH		PASS-THROUGH	JAEBCENTER FOR HEALTH RESEARCH, INC.	20215114	780	
93.867	VISION RESEARCH		PASS-THROUGH	JAEBCENTER FOR HEALTH RESEARCH, INC.	20220580	7,800	
93.867	VISION RESEARCH		PASS-THROUGH	JAEBCENTER FOR HEALTH RESEARCH, INC.	201603120	5,685	
93.867	VISION RESEARCH		PASS-THROUGH	JAEBCENTER FOR HEALTH RESEARCH, INC.	051418	8,405	
93.867	VISION RESEARCH		PASS-THROUGH	JAEBCENTER FOR HEALTH RESEARCH, INC.	20203563:2	173,915	
93.867	VISION RESEARCH		PASS-THROUGH	JAEBCENTER FOR HEALTH RESEARCH, INC.	A19-4640 ROP4	4,857	
93.867	VISION RESEARCH		PASS-THROUGH	JAEBCENTER FOR HEALTH RESEARCH, INC.	ROP3	(1,612)	
93.867	VISION RESEARCH		PASS-THROUGH	JAEBCENTER FOR HEALTH RESEARCH, INC.	ROP4	10,203	
93.867	VISION RESEARCH		PASS-THROUGH	JAEBCENTER FOR HEALTH RESEARCH, INC.	UG1EY014231	210	
93.867	VISION RESEARCH		PASS-THROUGH	JOHNS HOPKINS UNIVERSITY	2005325649	(322)	
93.867	VISION RESEARCH		PASS-THROUGH	JOHNS HOPKINS UNIVERSITY	2005790840	4,292	
93.867	VISION RESEARCH		PASS-THROUGH	JOHNS HOPKINS UNIVERSITY	2004438024:05	74,426	
93.867	VISION RESEARCH		PASS-THROUGH	JOHNS HOPKINS UNIVERSITY	A136388	43,609	

University of California
Schedule of Expenditures of Federal Awards

For the Fiscal Year Ended June 30, 2024
(Expressed in Whole Dollars)

Assistance Listing Number	Federal Program Title	Additional Award Identification	Direct / Pass Through	Agency or Pass Through Entity	Pass Through No. or Other	Funds Passed Through to Subrecipients
					Identifier Federal Expenditures	
93.867	VISION RESEARCH		PASS-THROUGH	JOHNS HOPKINS UNIVERSITY	A138783	162,503
93.867	VISION RESEARCH		PASS-THROUGH	JOHNS HOPKINS UNIVERSITY	A140916	5,182
93.867	VISION RESEARCH		PASS-THROUGH	JOHNS HOPKINS UNIVERSITY	A142672	48,776
93.867	VISION RESEARCH		PASS-THROUGH	MEDICAL COLLEGE OF WISCONSIN	054472	22,423
93.867	VISION RESEARCH		PASS-THROUGH	MEDICAL COLLEGE OF WISCONSIN	A132571	552
93.867	VISION RESEARCH		PASS-THROUGH	MICHIGAN STATE UNIVERSITY	RC115374UCI	62,499
93.867	VISION RESEARCH		PASS-THROUGH	NEW YORK UNIVERSITY	106171	17,918
93.867	VISION RESEARCH		PASS-THROUGH	NEW YORK UNIVERSITY	20174518:4	1,195
93.867	VISION RESEARCH		PASS-THROUGH	NORTHEASTERN UNIVERSITY	500900-78050	51,229
93.867	VISION RESEARCH		PASS-THROUGH	NORTHWESTERN UNIVERSITY	sub: 60064822 UCSD	67,247
93.867	VISION RESEARCH		PASS-THROUGH	OHIO STATE UNIVERSITY	60079360	305,182
93.867	VISION RESEARCH		PASS-THROUGH	OREGON HEALTH & SCIENCE UNIVERSITY	1014159_UCSC	135,450
93.867	VISION RESEARCH		PASS-THROUGH	OREGON HEALTH & SCIENCE UNIVERSITY	A142934	13,377
93.867	VISION RESEARCH		PASS-THROUGH	PLEX PHARMACEUTICALS, INC.	A22-0872	49,534
					SUB A11-0006-S001	
93.867	VISION RESEARCH		PASS-THROUGH	SALK INSTITUTE FOR BIOLOGICAL STUDIES	(EY020503)	(5,602)
93.867	VISION RESEARCH		PASS-THROUGH	SMITH-KETTLEWELL EYE RESEARCH INSTITUTE	6012302UC8	5,531
93.867	VISION RESEARCH		PASS-THROUGH	SMITH-KETTLEWELL EYE RESEARCH INSTITUTE	6012601UC8	176,426
93.867	VISION RESEARCH		PASS-THROUGH	SMITH-KETTLEWELL EYE RESEARCH INSTITUTE	A139188	(14,889)
93.867	VISION RESEARCH		PASS-THROUGH	STANFORD UNIVERSITY	62537896-173713	202,683
93.867	VISION RESEARCH		PASS-THROUGH	STANFORD UNIVERSITY	62893496-245349	42,527
93.867	VISION RESEARCH		PASS-THROUGH	STANFORD UNIVERSITY	63114785-230258	44,399
93.867	VISION RESEARCH		PASS-THROUGH	STANFORD UNIVERSITY	63120897-133041	49,817
93.867	VISION RESEARCH		PASS-THROUGH	STANFORD UNIVERSITY	A139607	215,740
93.867	VISION RESEARCH		PASS-THROUGH	STANFORD UNIVERSITY	A140658	168,164
93.867	VISION RESEARCH		PASS-THROUGH	STEVENS INSTITUTE OF TECHNOLOGY	2103356-01	141,900
93.867	VISION RESEARCH		PASS-THROUGH	THE JACKSON LABORATORY	210064-0425-02:1	21,524
93.867	VISION RESEARCH		PASS-THROUGH	THE SCHEPENS EYE RESEARCH INSTITUTE, INC.	533470:1	22,661
93.867	VISION RESEARCH		PASS-THROUGH	THE UNIVERSITY OF ALABAMA AT BIRMINGHAM	000527995-SC002	165,092
93.867	VISION RESEARCH		PASS-THROUGH	THE UNIVERSITY OF ALABAMA AT BIRMINGHAM	000535934-SC002	27,574
93.867	VISION RESEARCH		PASS-THROUGH	THE UNIVERSITY OF ALABAMA AT BIRMINGHAM	Sub 000512884 (EY026574)	(15,296)
93.867	VISION RESEARCH		PASS-THROUGH	TREThERA CORPORATION	20243536	109,520
93.867	VISION RESEARCH		PASS-THROUGH	TUFTS UNIVERSITY	PO EP0230912:1	22,681
					SUB 22206A02-02	
93.867	VISION RESEARCH		PASS-THROUGH	UNIVERSITY OF CENTRAL FLORIDA	(EY030104)	27,956
93.867	VISION RESEARCH		PASS-THROUGH	UNIVERSITY OF HOUSTON	A140685	1,327
93.867	VISION RESEARCH		PASS-THROUGH	UNIVERSITY OF HOUSTON	R-23-0020	36,616
93.867	VISION RESEARCH		PASS-THROUGH	UNIVERSITY OF HOUSTON	R-23-0106	101,090
93.867	VISION RESEARCH		PASS-THROUGH	UNIVERSITY OF IOWA	S04183-01	117,964
93.867	VISION RESEARCH		PASS-THROUGH	UNIVERSITY OF MASSACHUSETTS AMHERST	011056-9049	223,003
					SUBK00013749	
93.867	VISION RESEARCH		PASS-THROUGH	UNIVERSITY OF MICHIGAN	(1R25EY032739-01)	32,653
93.867	VISION RESEARCH		PASS-THROUGH	UNIVERSITY OF MISSOURI	C00076558-3	22,922
93.867	VISION RESEARCH		PASS-THROUGH	UNIVERSITY OF NEBRASKA MEDICAL CENTER	A139638	27,425
93.867	VISION RESEARCH		PASS-THROUGH	UNIVERSITY OF PITTSBURGH	A141423	5,997
93.867	VISION RESEARCH		PASS-THROUGH	UNIVERSITY OF PITTSBURGH	AWD00002935	1,155
93.867	VISION RESEARCH		PASS-THROUGH	UNIVERSITY OF ROCHESTER	SUB00000165	140,590
93.867	VISION RESEARCH		PASS-THROUGH	UNIVERSITY OF SOUTHERN CALIFORNIA	100574101	310,819
93.867	VISION RESEARCH		PASS-THROUGH	UNIVERSITY OF SOUTHERN CALIFORNIA	14378C-UCLA:2	17,595
93.867	VISION RESEARCH		PASS-THROUGH	UNIVERSITY OF SOUTHERN CALIFORNIA	14378UCLA:1	(409)
93.867	VISION RESEARCH		PASS-THROUGH	UNIVERSITY OF SOUTHERN CALIFORNIA	79508336:5	1,849
					Sub 21-0326-UCSD	
93.867	VISION RESEARCH		PASS-THROUGH	UNIVERSITY OF TENNESSEE HEALTH SCIENCE CENTER	(EY021200)	111

University of California
Schedule of Expenditures of Federal Awards

For the Fiscal Year Ended June 30, 2024
(Expressed in Whole Dollars)

Assistance Listing Number	Federal Program Title	Additional Award Identification	Direct / Pass Through	Agency or Pass Through Entity	Pass Through No. or Other Identifier	Federal Expenditures	Funds Passed Through to Subrecipients
93.867	VISION RESEARCH		PASS-THROUGH	UNIVERSITY OF TEXAS MEDICAL BRANCH AT GALVESTON	Sub 20-85068-01 (EY03105401)	32,729	
93.867	VISION RESEARCH		PASS-THROUGH	UNIVERSITY OF TEXAS MEDICAL BRANCH AT GALVESTON	Sub 23-86246-01 (EY034376)	32,947	
93.867	VISION RESEARCH		PASS-THROUGH	UNIVERSITY OF UTAH	A137819	70,204	
93.867	VISION RESEARCH		PASS-THROUGH	UNIVERSITY OF VIRGINIA	A138920	161,245	
93.867	VISION RESEARCH		PASS-THROUGH	UNIVERSITY OF WASHINGTON	A130968	(12,068)	
93.867	VISION RESEARCH		PASS-THROUGH	UNIVERSITY OF WASHINGTON	UWSC13334	162,513	
93.867	VISION RESEARCH		PASS-THROUGH	UNIVERSITY OF WISCONSIN-MADISON	0000001135	32,365	
93.867	VISION RESEARCH		PASS-THROUGH	UNIVERSITY OF WISCONSIN-MADISON	0000003275	74,008	
93.867	VISION RESEARCH		PASS-THROUGH	VIVID VISION, INC.	A143207	14,593	
93.867	VISION RESEARCH		PASS-THROUGH	WAKE FOREST UNIVERSITY HEALTH SCIENCES	1576-45829-110000010	218,964	
93.867	VISION RESEARCH		PASS-THROUGH	WASHINGTON UNIVERSITY IN ST. LOUIS	WU-23-0561	293,055	
93.876	ANTIMICROBIAL RESISTANCE SURVEILLANCE IN RETAIL FOOD SPECIMENS		DIRECT	DEPARTMENT OF HEALTH AND HUMAN SERVICES (HHS)		363,820	
93.877	AUTISM COLLABORATION, ACCOUNTABILITY, RESEARCH, EDUCATION, AND SUPPORT		DIRECT	DEPARTMENT OF HEALTH AND HUMAN SERVICES (HHS)		4,570,552	2,117,383
93.877	AUTISM COLLABORATION, ACCOUNTABILITY, RESEARCH, EDUCATION, AND SUPPORT		PASS-THROUGH	DREXEL UNIVERSITY	900237:1	82,950	
93.877	AUTISM COLLABORATION, ACCOUNTABILITY, RESEARCH, EDUCATION, AND SUPPORT		PASS-THROUGH	UNIVERSITY OF MASSACHUSETTS CHAN MEDICAL SCHOOL	SUB00000440 (MC41898)	46,694	
93.879	MEDICAL LIBRARY ASSISTANCE		DIRECT	DEPARTMENT OF HEALTH AND HUMAN SERVICES (HHS)		3,517,785	403,511
93.879	MEDICAL LIBRARY ASSISTANCE		PASS-THROUGH	CLEMSON UNIVERSITY	Sub 2511-209-2015882	73,392	
93.879	MEDICAL LIBRARY ASSISTANCE		PASS-THROUGH	COLUMBIA UNIVERSITY	A140860	15,368	
93.879	MEDICAL LIBRARY ASSISTANCE		PASS-THROUGH	NEW YORK UNIVERSITY	20-A1-00-1003427	123,146	
93.879	MEDICAL LIBRARY ASSISTANCE		PASS-THROUGH	NORTHWESTERN UNIVERSITY	SUB 60059874 UCSD (LM013523)	17,056	
93.879	MEDICAL LIBRARY ASSISTANCE		PASS-THROUGH	UNIVERSITY OF WASHINGTON	Sub UWSC11481	145,761	
93.879	MEDICAL LIBRARY ASSISTANCE		PASS-THROUGH	VANDERBILT UNIVERSITY	A138979	189,933	
93.879	MEDICAL LIBRARY ASSISTANCE		PASS-THROUGH	YALE UNIVERSITY	A136732	40,149	
93.879	MEDICAL LIBRARY ASSISTANCE		PASS-THROUGH	YALE UNIVERSITY	CON-80004259(GR119284)	1,090,539	
93.879	MEDICAL LIBRARY ASSISTANCE		PASS-THROUGH	YALE UNIVERSITY	sub CON- 80004260(GR119285)	424,095	
93.879	MEDICAL LIBRARY ASSISTANCE		PASS-THROUGH	YALE UNIVERSITY	Sub to CON-80004704 (GR120808)	1,067,545	
93.884	GRANTS FOR PRIMARY CARE TRAINING AND ENHANCEMENT		DIRECT	DEPARTMENT OF HEALTH AND HUMAN SERVICES (HHS)		642,803	
93.893	HEALTH CARE AND PUBLIC HEALTH (HPH) SECTOR INFORMATION		PASS-THROUGH	NEW YORK UNIVERSITY	1UG3HL155798-01AI	479	
93.899	SHARING AND ANALYSIS ORGANIZATION (ISAO)		DIRECT	DEPARTMENT OF HEALTH AND HUMAN SERVICES (HHS)		280,247	
93.910	MINORITY HIV/AIDS FUND		DIRECT	DEPARTMENT OF HEALTH AND HUMAN SERVICES (HHS)		840,884	
93.910	FAMILY AND COMMUNITY VIOLENCE PREVENTION PROGRAM		DIRECT	DEPARTMENT OF HEALTH AND HUMAN SERVICES (HHS)			
93.912	RURAL HEALTH CARE SERVICES OUTREACH, RURAL HEALTH NETWORK DEVELOPMENT AND SMALL HEALTH CARE PROVIDER QUALITY IMPROVEMENT		DIRECT	DEPARTMENT OF HEALTH AND HUMAN SERVICES (HHS)		73,348	
93.918	GRANTS TO PROVIDE OUTPATIENT EARLY INTERVENTION SERVICES WITH RESPECT TO HIV DISEASE		DIRECT	DEPARTMENT OF HEALTH AND HUMAN SERVICES (HHS)		1,319,560	
93.924	RYAN WHITE HIV/AIDS DENTAL REIMBURSEMENT AND COMMUNITY BASED DENTAL PARTNERSHIP GRANTS		DIRECT	DEPARTMENT OF HEALTH AND HUMAN SERVICES (HHS)		45,522	
93.928	SPECIAL PROJECTS OF NATIONAL SIGNIFICANCE		PASS-THROUGH	AIDS UNITED	Sub 3031018-AU (HA42153)	150,225	
93.940	HIV PREVENTION ACTIVITIES HEALTH DEPARTMENT BASED		PASS-THROUGH	CALIFORNIA DEPARTMENT OF PUBLIC HEALTH	21-10800	(22,521)	
93.940	HIV PREVENTION ACTIVITIES HEALTH DEPARTMENT BASED		PASS-THROUGH	CALIFORNIA DEPARTMENT OF PUBLIC HEALTH	23-10762:A1	209,369	
93.941	HIV DEMONSTRATION, RESEARCH, PUBLIC AND PROFESSIONAL EDUCATION PROJECTS		PASS-THROUGH	NORTHWESTERN UNIVERSITY	Sub 60062808 UCSD (AI11793)	90,154	

University of California
Schedule of Expenditures of Federal Awards

For the Fiscal Year Ended June 30, 2024
(Expressed in Whole Dollars)

Assistance Listing Number	Federal Program Title	Additional Award Identification	Direct / Pass Through	Agency or Pass Through Entity	Pass Through No. or Other Identifier	Federal Expenditures	Funds Passed Through to Subrecipients
93.943	EPIDEMIOLOGIC RESEARCH STUDIES OF ACQUIRED IMMUNODEFICIENCY SYNDROME (AIDS) AND HUMAN IMMUNODEFICIENCY VIRUS (HIV) INFECTION IN SELECTED POPULATION GROUPS		PASS-THROUGH	THE MICHAEL J. FOX FOUNDATION FOR PARKINSON'S RESEARCH	MJFF-020964	127,443	21,134
93.945	ASSISTANCE PROGRAMS FOR CHRONIC DISEASE PREVENTION AND CONTROL		DIRECT	DEPARTMENT OF HEALTH AND HUMAN SERVICES (HHS)		1,126,555	27,504
93.945	ASSISTANCE PROGRAMS FOR CHRONIC DISEASE PREVENTION AND CONTROL		PASS-THROUGH	ANN & ROBERT H. LURIE CHILDREN'S HOSPITAL OF CHICAGO	A140824	44,854	
93.947	TUBERCULOSIS DEMONSTRATION, RESEARCH, PUBLIC AND PROFESSIONAL EDUCATION		DIRECT	DEPARTMENT OF HEALTH AND HUMAN SERVICES (HHS)		1,299,089	
93.958	BLOCK GRANTS FOR COMMUNITY MENTAL HEALTH SERVICES		DIRECT	DEPARTMENT OF HEALTH AND HUMAN SERVICES (HHS)		58,044	
93.958	BLOCK GRANTS FOR COMMUNITY MENTAL HEALTH SERVICES		PASS-THROUGH	UNIVERSITY OF MARYLAND, BALTIMORE COUNTY	21257-4259	20,464	
93.959	BLOCK GRANTS FOR PREVENTION AND TREATMENT OF SUBSTANCE ABUSE		DIRECT	DEPARTMENT OF HEALTH AND HUMAN SERVICES (HHS)		(196)	
93.967	CDC'S COLLABORATION WITH ACADEMIA TO STRENGTHEN PUBLIC HEALTH		DIRECT	DEPARTMENT OF HEALTH AND HUMAN SERVICES (HHS)		1,122,710	230,716
93.968	FUNDING IN SUPPORT OF THE PENNSYLVANIA RURAL HEALTH MODEL		PASS-THROUGH	SAN DIEGO STATE UNIVERSITY	Sub SA0000695 (HP28717)	316,587	
93.969	PPHF GERIATRIC EDUCATION CENTERS		DIRECT	DEPARTMENT OF HEALTH AND HUMAN SERVICES (HHS)		834,169	220,697
93.977	SEXUALLY TRANSMITTED DISEASES (STD) PREVENTION AND CONTROL GRANTS		PASS-THROUGH	CALIFORNIA DEPARTMENT OF PUBLIC HEALTH	A143485	198	
93.989	INTERNATIONAL RESEARCH AND RESEARCH TRAINING		DIRECT	DEPARTMENT OF HEALTH AND HUMAN SERVICES (HHS)		14,458,472	7,438,603
93.989	INTERNATIONAL RESEARCH AND RESEARCH TRAINING		PASS-THROUGH	AHMADU BELLO UNIVERSITY	01/19/22-06-ACENTDFB	3,124	
93.989	INTERNATIONAL RESEARCH AND RESEARCH TRAINING		PASS-THROUGH	DESMOND TUTU HEALTH FOUNDATION	A141563	40,205	
93.989	INTERNATIONAL RESEARCH AND RESEARCH TRAINING		PASS-THROUGH	DUKE UNIVERSITY	303-001409	25,644	
93.989	INTERNATIONAL RESEARCH AND RESEARCH TRAINING		PASS-THROUGH	DUKE UNIVERSITY	303-001600	187	
93.989	INTERNATIONAL RESEARCH AND RESEARCH TRAINING		PASS-THROUGH	DUKE UNIVERSITY	A03-2249	43,665	
93.989	INTERNATIONAL RESEARCH AND RESEARCH TRAINING		PASS-THROUGH	EDUARDO MONDLANE UNIVERSITY	Sub C0010 (TW010135)	19,724	
93.989	INTERNATIONAL RESEARCH AND RESEARCH TRAINING		PASS-THROUGH	EDUARDO MONDLANE UNIVERSITY	SUB C0012(TW011216)	25,998	
93.989	INTERNATIONAL RESEARCH AND RESEARCH TRAINING		PASS-THROUGH	HELUNA HEALTH	0955.0102	31,694	
93.989	INTERNATIONAL RESEARCH AND RESEARCH TRAINING		PASS-THROUGH	JORDAN UNIVERSITY OF SCIENCE AND TECHNOLOGY	JUST0001 (U01TW012237)	29,688	
93.989	INTERNATIONAL RESEARCH AND RESEARCH TRAINING		PASS-THROUGH	MAKERERE UNIVERSITY	A134488	14,497	
93.989	INTERNATIONAL RESEARCH AND RESEARCH TRAINING		PASS-THROUGH	MAKERERE UNIVERSITY	A142270	27,664	
93.989	INTERNATIONAL RESEARCH AND RESEARCH TRAINING		PASS-THROUGH	MUHIMBILI UNIVERSITY OF HEALTH AND ALLIED SCIENCES	A132328	10,149	
93.989	INTERNATIONAL RESEARCH AND RESEARCH TRAINING		PASS-THROUGH	UNIVERSITY OF CAPE TOWN	UCT00037259	16,994	
93.989	INTERNATIONAL RESEARCH AND RESEARCH TRAINING		PASS-THROUGH	UNIVERSITY OF IOWA	Sub S04190-01 (TW007261)	13,377	
93.989	INTERNATIONAL RESEARCH AND RESEARCH TRAINING		PASS-THROUGH	YALE UNIVERSITY	CON-80003661	5,777	
93.989	INTERNATIONAL RESEARCH AND RESEARCH TRAINING		PASS-THROUGH	YALE UNIVERSITY	CON-80003857(GR116385)	134,391	63,612
93.989	INTERNATIONAL RESEARCH AND RESEARCH TRAINING		PASS-THROUGH	YALE UNIVERSITY	CON-80003974 (GR121065)	45,259	42,472
93.991	PREVENTIVE HEALTH AND HEALTH SERVICES BLOCK GRANT		PASS-THROUGH	CALIFORNIA DEPARTMENT OF PUBLIC HEALTH	22-10723	3,926,034	2,500,000
93.998	AUTISM AND OTHER DEVELOPMENTAL DISABILITIES, SURVEILLANCE, RESEARCH, AND PREVENTION		DIRECT	DEPARTMENT OF HEALTH AND HUMAN SERVICES (HHS)		574,875	35,416
93.RD	FEDERAL CONTRACTS	COVID-19	DIRECT	DEPARTMENT OF HEALTH AND HUMAN SERVICES (HHS)		376,955	
93.RD	FEDERAL CONTRACTS		DIRECT	DEPARTMENT OF HEALTH AND HUMAN SERVICES (HHS)		14,349,189	877,067
93.RD	FEDERAL CONTRACTS		PASS-THROUGH	ALLIANCE NCTN FOUNDATION	A137646	1,210	
93.RD	FEDERAL CONTRACTS		PASS-THROUGH	AMERICAN COLLEGE OF MEDICAL TOXICOLOGY, INC.	A143514	21,443	
93.RD	FEDERAL CONTRACTS		PASS-THROUGH	AQUATEX MEDICAL, INC.	226269	119,238	
93.RD	FEDERAL CONTRACTS		PASS-THROUGH	BAYLOR COLLEGE OF MEDICINE	Sub P700000590 (HD105593)	4,325	
93.RD	FEDERAL CONTRACTS		PASS-THROUGH	BECKMAN RESEARCH INSTITUTE OF THE CITY OF HOPE	62379.2007349.669309	105,074	
93.RD	FEDERAL CONTRACTS		PASS-THROUGH	BECKMAN RESEARCH INSTITUTE OF THE CITY OF HOPE	62379.2007349.669311	104,647	
93.RD	FEDERAL CONTRACTS		PASS-THROUGH	BIOLOGICAL MIMETICS, INC.	75N93023C00056-25309	46,713	

University of California
Schedule of Expenditures of Federal Awards

For the Fiscal Year Ended June 30, 2024
(Expressed in Whole Dollars)

Assistance Listing Number	Federal Program Title	Additional Award Identification	Pass Through No. or Other Identifier		Funds Passed Through to Subrecipients
			Direct / Pass Through	Agency or Pass Through Entity	
93.RD	FEDERAL CONTRACTS		PASS-THROUGH	BLACK CANYON CONSULTING LLC	S10010.010.002 108,797
93.RD	FEDERAL CONTRACTS		PASS-THROUGH	BRIGHAM AND WOMEN'S HOSPITAL	A130585 4,652
93.RD	FEDERAL CONTRACTS		PASS-THROUGH	BRIGHAM AND WOMEN'S HOSPITAL	A134060 11,722
93.RD	FEDERAL CONTRACTS		PASS-THROUGH	BRIOPRYME BIOLOGICS, INC.	A22-2466 151,127
93.RD	FEDERAL CONTRACTS		PASS-THROUGH	CALIFORNIA ACADEMY OF FAMILY PHYSICIANS FOUNDATION	Sub 30250194 (unknown) 70,662
93.RD	FEDERAL CONTRACTS		PASS-THROUGH	CALIFORNIA STATE UNIVERSITY, SAN FRANCISCO STATE UNIVERSITY	A142829 271,590
93.RD	FEDERAL CONTRACTS		PASS-THROUGH	CARNEGIE MELLON UNIVERSITY	1090797467591 40,267
93.RD	FEDERAL CONTRACTS		PASS-THROUGH	CHILD TRENDS, INCORPORATED	17273 691,804
93.RD	FEDERAL CONTRACTS		PASS-THROUGH	CHILDREN'S HOSPITAL LOS ANGELES	000014932-A:1 193,109
93.RD	FEDERAL CONTRACTS		PASS-THROUGH	CHILDREN'S HOSPITAL LOS ANGELES	A128572 (32)
93.RD	FEDERAL CONTRACTS		PASS-THROUGH	CHILDREN'S HOSPITAL LOS ANGELES	A140521 3,315
93.RD	FEDERAL CONTRACTS		PASS-THROUGH	CHROMOLOGIC LLC	MSA-2023-034 5,152
93.RD	FEDERAL CONTRACTS		PASS-THROUGH	CITY OF SANTA ANA	A-2021-131-02 10,018
93.RD	FEDERAL CONTRACTS		PASS-THROUGH	COLUMBIA UNIVERSITY	1(GG013668-01) 58,000
93.RD	FEDERAL CONTRACTS		PASS-THROUGH	COLUMBIA UNIVERSITY	A136287 225,179
93.RD	FEDERAL CONTRACTS		PASS-THROUGH	COLUMBIA UNIVERSITY	A142350 181,063
93.RD	FEDERAL CONTRACTS		PASS-THROUGH	COLUMBIA UNIVERSITY IRVING MEDICAL CENTER	A142693 65,599
93.RD	FEDERAL CONTRACTS		PASS-THROUGH	COUNTY OF LOS ANGELES	76850:15 83,580
93.RD	FEDERAL CONTRACTS		PASS-THROUGH	COUNTY OF SAN DIEGO	20201401 210,214
93.RD	FEDERAL CONTRACTS		PASS-THROUGH	CRESTONE, INC.	19-0021 11,036
93.RD	FEDERAL CONTRACTS		PASS-THROUGH	CULTURA Y ARTE NATIVA DE LAS AMERICAS	A143310 25,535
93.RD	FEDERAL CONTRACTS		PASS-THROUGH	CUTANEOUS NEURODIAGNOSTICS, LLC	Sub 30197575 (AG076072) 22,596
93.RD	FEDERAL CONTRACTS		PASS-THROUGH	DIGNITY HEALTH	DH-5711144 2,050
93.RD	FEDERAL CONTRACTS		PASS-THROUGH	DREXEL UNIVERSITY	900317 385,476
93.RD	FEDERAL CONTRACTS		PASS-THROUGH	DUKE UNIVERSITY	303003279 184,073
93.RD	FEDERAL CONTRACTS		PASS-THROUGH	DUKE UNIVERSITY	309000047 33,146
93.RD	FEDERAL CONTRACTS		PASS-THROUGH	DUKE UNIVERSITY	A133854 125,377
93.RD	FEDERAL CONTRACTS		PASS-THROUGH	DUKE UNIVERSITY	A139089 19,701
93.RD	FEDERAL CONTRACTS		PASS-THROUGH	DUKE UNIVERSITY	SUB 243797(HHSN-275201800003I) (471)
93.RD	FEDERAL CONTRACTS		PASS-THROUGH	DUKE UNIVERSITY	Sub to 303003057 (A104681) 32,480
93.RD	FEDERAL CONTRACTS		PASS-THROUGH	EARLYDIAGNOSTICS INC	20232087 135,579
93.RD	FEDERAL CONTRACTS		PASS-THROUGH	EARLYDIAGNOSTICS INC	UCLA No. ISR2024-000 9,124
93.RD	FEDERAL CONTRACTS		PASS-THROUGH	FRED HUTCHINSON CANCER CENTER	Sub 0000865653 (28)
93.RD	FEDERAL CONTRACTS		PASS-THROUGH	FRED HUTCHINSON CANCER CENTER	Sub 0001063247 (75B92021D0001) 22,292
93.RD	FEDERAL CONTRACTS		PASS-THROUGH	GEORGIA INSTITUTE OF TECHNOLOGY	AWD-005373-G1 576,684
93.RD	FEDERAL CONTRACTS		PASS-THROUGH	GEORGIA STATE UNIVERSITY	A141117 84,755
93.RD	FEDERAL CONTRACTS		PASS-THROUGH	GEORGIA TECH RESEARCH CORPORATION	AWD-005373-G1 142,092
93.RD	FEDERAL CONTRACTS		PASS-THROUGH	HELUNA HEALTH	20232093 285,971
93.RD	FEDERAL CONTRACTS		PASS-THROUGH	HENNEPIN HEALTHCARE RESEARCH INSTITUTE	A133995 20,058
93.RD	FEDERAL CONTRACTS		PASS-THROUGH	HENNEPIN HEALTHCARE RESEARCH INSTITUTE	A142593 17,100
93.RD	FEDERAL CONTRACTS		PASS-THROUGH	HUMACYTE, INC.	A128975 11,545
93.RD	FEDERAL CONTRACTS		PASS-THROUGH	HUNTER COLLEGE	A142688 11,635
93.RD	FEDERAL CONTRACTS		PASS-THROUGH	ICAHN SCHOOL OF MEDICINE AT MOUNT SINAI	A140636 166,226
93.RD	FEDERAL CONTRACTS		PASS-THROUGH	ICAHN SCHOOL OF MEDICINE AT MOUNT SINAI	sub 0254-B321-4609 (OD036435) 380,224
93.RD	FEDERAL CONTRACTS		PASS-THROUGH	ILLUMINATION INSTITUTE	II-5654504 34,185
93.RD	FEDERAL CONTRACTS		PASS-THROUGH	INDEE. INC.	A140684 346,891
93.RD	FEDERAL CONTRACTS		PASS-THROUGH	INDIANA UNIVERSITY	A142159 21,442
93.RD	FEDERAL CONTRACTS		PASS-THROUGH	INTEGRATED RESEARCH ASSOCIATES, LLC	A23-1690 96,890

University of California
Schedule of Expenditures of Federal Awards

For the Fiscal Year Ended June 30, 2024
(Expressed in Whole Dollars)

Assistance Listing Number	Federal Program Title	Additional Award Identification	Direct / Pass Through	Agency or Pass Through Entity	Pass Through No. or Other Identifier	Federal Expenditures	Funds Passed Through to Subrecipients
93.RD	FEDERAL CONTRACTS		PASS-THROUGH	JAMES MADISON UNIVERSITY	SUB S18-099-01 (EY028725)	(11,641)	
93.RD	FEDERAL CONTRACTS		PASS-THROUGH	JOHNS HOPKINS UNIVERSITY	75P00120F37009	134,399	
93.RD	FEDERAL CONTRACTS		PASS-THROUGH	JOHNS HOPKINS UNIVERSITY	A139242	(2,717)	
93.RD	FEDERAL CONTRACTS		PASS-THROUGH	JOHNS HOPKINS UNIVERSITY	A140565	2,987,006	377,915
					Sub 2004857708		
93.RD	FEDERAL CONTRACTS		PASS-THROUGH	JOHNS HOPKINS UNIVERSITY	(UH3AR077360)	45,916	
93.RD	FEDERAL CONTRACTS		PASS-THROUGH	LA JOLLA INSTITUTE FOR IMMUNOLOGY	30029-05-103-367	20,550	
93.RD	FEDERAL CONTRACTS		PASS-THROUGH	LAWRENCE LIVERMORE NATIONAL SECURITY, LLC	B645173/B623353	1,383	
93.RD	FEDERAL CONTRACTS		PASS-THROUGH	LEIDOS BIOMEDICAL RESEARCH, INC.	20X010F3	569,066	42,050
93.RD	FEDERAL CONTRACTS		PASS-THROUGH	LEIDOS BIOMEDICAL RESEARCH, INC.	A139025	366,370	
93.RD	FEDERAL CONTRACTS		PASS-THROUGH	LEIDOS BIOMEDICAL RESEARCH, INC.	A143136	170,529	
					Sub		
93.RD	FEDERAL CONTRACTS		PASS-THROUGH	LEIDOS BIOMEDICAL RESEARCH, INC.	20X010F(75N91019D00024)	111,893	
					LUNDQUIST INSTITUTE FOR BIOMEDICAL INNOVATION AT		
93.RD	FEDERAL CONTRACTS		PASS-THROUGH	HARBOR-UCLA	PO 20006169	347,288	
					LUNDQUIST INSTITUTE FOR BIOMEDICAL INNOVATION AT		
93.RD	FEDERAL CONTRACTS		PASS-THROUGH	HARBOR-UCLA	Sub NJ-32731-01 (AI175328)	5,368	
93.RD	FEDERAL CONTRACTS		PASS-THROUGH	MEDICAL SCIENCE AND COMPUTING, LLC	A136623	1,857	
93.RD	FEDERAL CONTRACTS		PASS-THROUGH	MINDTRACE TECHNOLOGIES, INC.	A143524	16,867	
93.RD	FEDERAL CONTRACTS		PASS-THROUGH	MZUMBE UNIVERSITY	1UG1HD113163-01	71,206	
93.RD	FEDERAL CONTRACTS		PASS-THROUGH	MZUMBE UNIVERSITY	A142937	173,057	
93.RD	FEDERAL CONTRACTS		PASS-THROUGH	NEUCYTE, INC.	A142975	88,392	
93.RD	FEDERAL CONTRACTS		PASS-THROUGH	NEURANO BIOSCIENCE LLC	NB-220924	61,289	
93.RD	FEDERAL CONTRACTS		PASS-THROUGH	NEURANO BIOSCIENCE LLC	NB-229750	271,363	
93.RD	FEDERAL CONTRACTS		PASS-THROUGH	NEURANO BIOSCIENCE LLC	Sub 30064656 (DA050393)	(25,956)	
93.RD	FEDERAL CONTRACTS		PASS-THROUGH	NEW YORK UNIVERSITY	A131246	8,365	
					7115860062906UCRCA000		
93.RD	FEDERAL CONTRACTS		PASS-THROUGH	NORTHWESTERN UNIVERSITY	4010QA00	22,672	
					SP0071158 60062906 UCR		
93.RD	FEDERAL CONTRACTS		PASS-THROUGH	NORTHWESTERN UNIVERSITY	COA 000	106,983	
					SP0071158 60066165 COA		
93.RD	FEDERAL CONTRACTS		PASS-THROUGH	NORTHWESTERN UNIVERSITY	0013-01	156,378	
					SP007115860062906UCRCO		
93.RD	FEDERAL CONTRACTS		PASS-THROUGH	NORTHWESTERN UNIVERSITY	A0004A00	627,275	
93.RD	FEDERAL CONTRACTS		PASS-THROUGH	NOVARTIS INSTITUTES FOR BIOMEDICAL RESEARCH, INC.	A24-3626	1,139	
93.RD	FEDERAL CONTRACTS		PASS-THROUGH	NRG ONCOLOGY	A140649	6,916	
93.RD	FEDERAL CONTRACTS		PASS-THROUGH	NVIGEN INC.	A20-2182	9	
93.RD	FEDERAL CONTRACTS		PASS-THROUGH	NYU LANGONE HEALTH SYSTEM	20212020	62,125	
93.RD	FEDERAL CONTRACTS		PASS-THROUGH	PARTNERSHIP FOR PUBLIC SERVICE, INC.	057737	51,747	
93.RD	FEDERAL CONTRACTS		PASS-THROUGH	PHARMACEUTICAL PRODUCT DEVELOPMENT, LLC	ACTIV-2/A5401	(1,051)	
93.RD	FEDERAL CONTRACTS		PASS-THROUGH	POLYNOVO BIOMATERIALS PTY. LTD.	A21-4310	392	
93.RD	FEDERAL CONTRACTS		PASS-THROUGH	PROVIDENCE HEALTH & SERVICES	A23-0071-S001-UCLA:0	92,980	
93.RD	FEDERAL CONTRACTS		PASS-THROUGH	PUBLIC HEALTH INSTITUTE	05456-AR67696	24,111	
93.RD	FEDERAL CONTRACTS		PASS-THROUGH	REACTIVE BIOSCIENCES INC.	A142744	108,654	
93.RD	FEDERAL CONTRACTS		PASS-THROUGH	RENDEVER, INC.	SB220036	119,251	
93.RD	FEDERAL CONTRACTS		PASS-THROUGH	RESEARCH TRIANGLE INSTITUTE	16-312-0215534-66082	1,094	
93.RD	FEDERAL CONTRACTS		PASS-THROUGH	RESEARCH TRIANGLE INSTITUTE	21-312-0217571-66106	117	
93.RD	FEDERAL CONTRACTS		PASS-THROUGH	RESEARCH TRIANGLE INSTITUTE	A132115	68,474	
93.RD	FEDERAL CONTRACTS		PASS-THROUGH	RESEARCH TRIANGLE INSTITUTE	A142587	40,849	
93.RD	FEDERAL CONTRACTS		PASS-THROUGH	RESEARCH TRIANGLE INSTITUTE	A143331	24,134	
93.RD	FEDERAL CONTRACTS		PASS-THROUGH	RUSH UNIVERSITY MEDICAL CENTER	20042803-Sub04	36,882	
93.RD	FEDERAL CONTRACTS		PASS-THROUGH	RUSH UNIVERSITY MEDICAL CENTER	A142252	101,710	

University of California
Schedule of Expenditures of Federal Awards

For the Fiscal Year Ended June 30, 2024
(Expressed in Whole Dollars)

Assistance Listing Number	Federal Program Title	Additional Award Identification	Pass Through No. or Other		Funds Passed Through to Subrecipients
			Direct / Pass Through	Agency or Pass Through Entity	
				Identifier	Federal Expenditures
93.RD	FEDERAL CONTRACTS	PASS-THROUGH	RUSH UNIVERSITY MEDICAL CENTER	A143359	144,568
93.RD	FEDERAL CONTRACTS	PASS-THROUGH	SAFE & SOUND	U2C42678	9,195
93.RD	FEDERAL CONTRACTS	PASS-THROUGH	SHEPHERD CENTER, INC.	SHEP-23-0009	4,986
93.RD	FEDERAL CONTRACTS	PASS-THROUGH	SITKA TRIBE OF ALASKA	A143402	8,380
93.RD	FEDERAL CONTRACTS	PASS-THROUGH	SOCIETY OF CRITICAL CARE MEDICINE	A142958	15,151
93.RD	FEDERAL CONTRACTS	PASS-THROUGH	STANFORD UNIVERSITY	A142992	56,940
93.RD	FEDERAL CONTRACTS	PASS-THROUGH	STATE OF MINNESOTA	A131476	145
93.RD	FEDERAL CONTRACTS	PASS-THROUGH	SUTTER HEALTH	A142970	24,255
93.RD	FEDERAL CONTRACTS	PASS-THROUGH	TENDEL THERAPIES INC.	A24-0471	13,519
93.RD	FEDERAL CONTRACTS	PASS-THROUGH	THE AMERICAN COLLEGE OF RADIOLOGY	sub 1841	41,037
93.RD	FEDERAL CONTRACTS	PASS-THROUGH	THE CHILDREN'S HOSPITAL CORPORATION	GENFD0002157331:2	150,533
93.RD	FEDERAL CONTRACTS	PASS-THROUGH	THE EMMES COMPANY, LLC	A140877	9,023
93.RD	FEDERAL CONTRACTS	PASS-THROUGH	THE GENERAL HOSPITAL CORPORATION	241802:2	12,529
93.RD	FEDERAL CONTRACTS	PASS-THROUGH	THE GENERAL HOSPITAL CORPORATION	A130635	64,531
93.RD	FEDERAL CONTRACTS	PASS-THROUGH	THE SCRIPPS RESEARCH INSTITUTE	75D30122C14843	769,316
93.RD	FEDERAL CONTRACTS	PASS-THROUGH	THE UNIVERSITY OF ALABAMA AT BIRMINGHAM	000533333-SC001	1,042,021
93.RD	FEDERAL CONTRACTS	PASS-THROUGH	TREThera CORPORATION	20222662	115,427
93.RD	FEDERAL CONTRACTS	PASS-THROUGH	UNIVERSITY OF ARIZONA	306440	9,682
93.RD	FEDERAL CONTRACTS	PASS-THROUGH	UNIVERSITY OF ARIZONA	20215153:2	30,024
93.RD	FEDERAL CONTRACTS	PASS-THROUGH	UNIVERSITY OF ARIZONA	SUB 20152604	24,427
93.RD	FEDERAL CONTRACTS	PASS-THROUGH	UNIVERSITY OF ARIZONA	Sub 20160294	431
93.RD	FEDERAL CONTRACTS	PASS-THROUGH	UNIVERSITY OF CENTRAL FLORIDA	A142043	82,483
93.RD	FEDERAL CONTRACTS	PASS-THROUGH	UNIVERSITY OF CHICAGO	A136420	72,708
93.RD	FEDERAL CONTRACTS	PASS-THROUGH	UNIVERSITY OF CHICAGO	A142709	54,853
93.RD	FEDERAL CONTRACTS	PASS-THROUGH	UNIVERSITY OF CHICAGO	AWD101462-Q	6,587
93.RD	FEDERAL CONTRACTS	PASS-THROUGH	UNIVERSITY OF CHICAGO	AWD101462-R:6	25,801
93.RD	FEDERAL CONTRACTS	PASS-THROUGH	UNIVERSITY OF COLORADO DENVER	FY23.572.002	135,805
93.RD	FEDERAL CONTRACTS	PASS-THROUGH	UNIVERSITY OF FLORIDA	A140722	1,927
93.RD	FEDERAL CONTRACTS	PASS-THROUGH	UNIVERSITY OF GEORGIA	SUB00002154-3U:9	(1,652)
93.RD	FEDERAL CONTRACTS	PASS-THROUGH	UNIVERSITY OF GEORGIA	SUB00002154-4A:10	64,381
93.RD	FEDERAL CONTRACTS	PASS-THROUGH	UNIVERSITY OF MIAMI	A142162	35,656
93.RD	FEDERAL CONTRACTS	PASS-THROUGH	UNIVERSITY OF MISSISSIPPI	A132365	3,387
93.RD	FEDERAL CONTRACTS	PASS-THROUGH	UNIVERSITY OF MISSISSIPPI	A142543	33,688
93.RD	FEDERAL CONTRACTS	PASS-THROUGH	UNIVERSITY OF MISSISSIPPI	SP14837-SB17	81,704
93.RD	FEDERAL CONTRACTS	PASS-THROUGH	UNIVERSITY OF NEVADA, RENO	UNR-23-32	47,221
93.RD	FEDERAL CONTRACTS	PASS-THROUGH	UNIVERSITY OF NORTH CAROLINA AT CHAPEL HILL	5129396	42,490
93.RD	FEDERAL CONTRACTS	PASS-THROUGH	UNIVERSITY OF NORTH CAROLINA AT CHAPEL HILL	A142528	20,733
93.RD	FEDERAL CONTRACTS	PASS-THROUGH	UNIVERSITY OF NORTH TEXAS	RF00250-2022-0038	579,299
93.RD	FEDERAL CONTRACTS	PASS-THROUGH	UNIVERSITY OF NORTH TEXAS HEALTH SCIENCE CENTER	RF00280-SUB00229	435,379
93.RD	FEDERAL CONTRACTS	PASS-THROUGH	UNIVERSITY OF PENNSYLVANIA	582442	70,587
93.RD	FEDERAL CONTRACTS	PASS-THROUGH	UNIVERSITY OF PENNSYLVANIA	A142538	12,143
93.RD	FEDERAL CONTRACTS	PASS-THROUGH	UNIVERSITY OF PITTSBURGH	A142234	131,926
93.RD	FEDERAL CONTRACTS	PASS-THROUGH	UNIVERSITY OF PITTSBURGH	AWD00002944-1	43,792
93.RD	FEDERAL CONTRACTS	PASS-THROUGH	UNIVERSITY OF SOUTHERN CALIFORNIA	A128843	135,799
93.RD	FEDERAL CONTRACTS	PASS-THROUGH	UNIVERSITY OF SOUTHERN CALIFORNIA	SCON-00005231	337,321
93.RD	FEDERAL CONTRACTS	PASS-THROUGH	UNIVERSITY OF TEXAS AT AUSTIN	UT AUS-SUB00000964	120,912
93.RD	FEDERAL CONTRACTS	PASS-THROUGH	UNIVERSITY OF TEXAS MEDICAL BRANCH AT GALVESTON	A143614	36,040
93.RD	FEDERAL CONTRACTS	PASS-THROUGH	UNIVERSITY OF TEXAS SOUTHWESTERN MEDICAL CENTER	A142034	70,497
93.RD	FEDERAL CONTRACTS	PASS-THROUGH	UNIVERSITY OF TEXAS SOUTHWESTERN MEDICAL CENTER	A142071	246,754
93.RD	FEDERAL CONTRACTS	PASS-THROUGH	UNIVERSITY OF UTAH	A126450	(6,000)
93.RD	FEDERAL CONTRACTS	PASS-THROUGH	UNIVERSITY OF WASHINGTON	20213497	4,530
93.RD	FEDERAL CONTRACTS	PASS-THROUGH	UNIVERSITY OF WASHINGTON	A136361	(93,167)
93.RD	FEDERAL CONTRACTS	PASS-THROUGH	UNIVERSITY OF WASHINGTON	A140402	(8,269)
93.RD	FEDERAL CONTRACTS	PASS-THROUGH	UNIVERSITY OF WASHINGTON	A140810	1,500

University of California
Schedule of Expenditures of Federal Awards

For the Fiscal Year Ended June 30, 2024
(Expressed in Whole Dollars)

Assistance Listing Number	Federal Program Title	Additional Award Identification	Direct / Pass Through	Agency or Pass Through Entity	Pass Through No. or Other Identifier	Federal Expenditures	Funds Passed Through to Subrecipients
93.RD	FEDERAL CONTRACTS		PASS-THROUGH	UNIVERSITY OF WASHINGTON	A141260	282	
93.RD	FEDERAL CONTRACTS		PASS-THROUGH	UNIVERSITY OF WASHINGTON	A141449	40,598	
93.RD	FEDERAL CONTRACTS		PASS-THROUGH	UNIVERSITY OF WASHINGTON	A143008	1,500	
93.RD	FEDERAL CONTRACTS		PASS-THROUGH	UNIVERSITY OF WASHINGTON	Sub UWSC14062		
93.RD	FEDERAL CONTRACTS		PASS-THROUGH	UNIVERSITY OF WASHINGTON	(OD032644)	1,144,796	
93.RD	FEDERAL CONTRACTS		PASS-THROUGH	UNIVERSITY OF WASHINGTON	UWSC12374:4	(47,734)	
					UWSC12411/po#		
93.RD	FEDERAL CONTRACTS		PASS-THROUGH	UNIVERSITY OF WASHINGTON	0100064407	16,794	
93.RD	FEDERAL CONTRACTS		PASS-THROUGH	UNIVERSITY OF WISCONSIN-MADISON	A142286	29,760	
93.RD	FEDERAL CONTRACTS		PASS-THROUGH	UNIVERSITY OF WISCONSIN-MADISON	A142791	60,669	
93.RD	FEDERAL CONTRACTS		PASS-THROUGH	VETERANS MEDICAL RESEARCH FOUNDATION OF SAN DIEGO	VPA Hurst 325206 (7031037)	263	
93.RD	FEDERAL CONTRACTS		PASS-THROUGH	VETERANS MEDICAL RESEARCH FOUNDATION OF SAN DIEGO	VPA KHANG 324079 09877	42,961	
					VPA LAMERE 327867		
93.RD	FEDERAL CONTRACTS		PASS-THROUGH	VETERANS MEDICAL RESEARCH FOUNDATION OF SAN DIEGO	(A1162159)	866	
					VPA Leung 326097		
93.RD	FEDERAL CONTRACTS		PASS-THROUGH	VETERANS MEDICAL RESEARCH FOUNDATION OF SAN DIEGO	(DA053048)	(62)	
					VPA Myers 326564		
93.RD	FEDERAL CONTRACTS		PASS-THROUGH	VETERANS MEDICAL RESEARCH FOUNDATION OF SAN DIEGO	(T32IP5005)	51,783	
93.RD	FEDERAL CONTRACTS		PASS-THROUGH	VETERANS MEDICAL RESEARCH FOUNDATION OF SAN DIEGO	VPA Penny 327862 (7000306)	2,573	
					VPA Thomson 327228		
93.RD	FEDERAL CONTRACTS		PASS-THROUGH	VETERANS MEDICAL RESEARCH FOUNDATION OF SAN DIEGO	(DK132690)	87,796	
93.RD	FEDERAL CONTRACTS		PASS-THROUGH	VETERANS MEDICAL RESEARCH FOUNDATION OF SAN DIEGO	VPA Vallon 327021	13,399	
93.RD	FEDERAL CONTRACTS		PASS-THROUGH	VITALANT	A134591	203,184	
93.RD	FEDERAL CONTRACTS		PASS-THROUGH	VITALANT	A137488	277	
93.RD	FEDERAL CONTRACTS		PASS-THROUGH	VITALANT	A138525	71,013	
93.RD	FEDERAL CONTRACTS		PASS-THROUGH	WASHINGTON UNIVERSITY IN ST. LOUIS	30041546	24,918	
93.RD	FEDERAL CONTRACTS		PASS-THROUGH	WASHINGTON UNIVERSITY IN ST. LOUIS	A142291	35,701	
93.RD	FEDERAL CONTRACTS		PASS-THROUGH	WEILL MEDICAL COLLEGE OF CORNELL UNIVERSITY	A142389	162,052	
93.RD	FEDERAL CONTRACTS		PASS-THROUGH	WESTAT	A138248	389,184	
93.RD	FEDERAL CONTRACTS		PASS-THROUGH	WESTAT	Sub 6410-S-02	(92,354)	
93.RD	FEDERAL CONTRACTS		PASS-THROUGH	YALE UNIVERSITY	A143124	263,114	
93.RD	FEDERAL CONTRACTS		PASS-THROUGH	YALE UNIVERSITY	CON-80005123(GR124369)	166,935	
93.RD	FEDERAL CONTRACTS		PASS-THROUGH	YOUNG MEN'S CHRISTIAN ASSOCIATION OF ORANGE COUNTY CORPORATION FOR NATIONAL AND COMMUNITY SERVICE (CNCS)	YMCAOC-05689939	28,488	
94.006	AMERICORPS		DIRECT	CORPORATION FOR NATIONAL AND COMMUNITY SERVICE (CNCS)		12,554,838	523,015
94.026	NATIONAL SERVICE AND CIVIC ENGAGEMENT RESEARCH COMPETITION		DIRECT	CORPORATION FOR NATIONAL AND COMMUNITY SERVICE (CNCS)		278,717	87,517
94.RD	FEDERAL CONTRACTS		DIRECT	CORPORATION FOR NATIONAL AND COMMUNITY SERVICE (CNCS)		49,976	
96.007	SOCIAL SECURITY RESEARCH AND DEMONSTRATION		DIRECT	SOCIAL SECURITY ADMINISTRATION (SSA)		80,881	
96.007	SOCIAL SECURITY RESEARCH AND DEMONSTRATION		PASS-THROUGH	BOSTON COLLEGE	5107175-BC23-S1	38,978	
96.007	SOCIAL SECURITY RESEARCH AND DEMONSTRATION		PASS-THROUGH	UNIVERSITY OF WISCONSIN-MADISON	0000002576	129,537	
96.007	SOCIAL SECURITY RESEARCH AND DEMONSTRATION		PASS-THROUGH	UNIVERSITY OF WISCONSIN-MADISON	0000002940	39,502	
97.030	COMMUNITY DISASTER LOANS		PASS-THROUGH	CALIFORNIA MENTAL HEALTH SERVICES AUTHORITY	700-FEMA-2021-UCLA-A	24,200	
97.044	ASSISTANCE TO FIREFIGHTERS GRANT		DIRECT	DEPARTMENT OF HOMELAND SECURITY (DHS)		415,552	158,591
97.061	CENTERS FOR HOMELAND SECURITY		PASS-THROUGH	GEORGE MASON UNIVERSITY	E2059731	59,349	
97.061	CENTERS FOR HOMELAND SECURITY		PASS-THROUGH	TEXAS A&M UNIVERSITY - COLLEGE STATION	CBTS 0403-01	503,345	153,058

University of California
Schedule of Expenditures of Federal Awards

For the Fiscal Year Ended June 30, 2024
(Expressed in Whole Dollars)

Assistance Listing Number	Federal Program Title	Additional Award Identification	Direct / Pass Through	Agency or Pass Through Entity	Pass Through No. or Other Identifier	Federal Expenditures	Funds Passed Through to Subrecipients
97.077	HOMELAND SECURITY RESEARCH, DEVELOPMENT, TESTING, EVALUATION, AND DEMONSTRATION OF TECHNOLOGIES RELATED TO NUCLEAR THREAT DETECTION		DIRECT	DEPARTMENT OF HOMELAND SECURITY (DHS)		656,108	211,306
97.108	HOMELAND SECURITY, RESEARCH, TESTING, EVALUATION, AND DEMONSTRATION OF TECHNOLOGIES		DIRECT	DEPARTMENT OF HOMELAND SECURITY (DHS)		5,784	
97.127	CYBERSECURITY EDUCATION AND TRAINING ASSISTANCE PROGRAM (CETAP)		PASS-THROUGH	GRADUATE FELLOWSHIPS FOR SCIENCE, TECHNOLOGY, ENGINEERING, A	30191628	10,000	
97.RD	FEDERAL CONTRACTS		DIRECT	DEPARTMENT OF HOMELAND SECURITY (DHS)		235,998	50,250
97.RD	FEDERAL CONTRACTS		PASS-THROUGH	TRIAD NATIONAL SECURITY, LLC	Sub 630611	146,017	
98.001	USAID FOREIGN ASSISTANCE FOR PROGRAMS OVERSEAS		DIRECT	U.S. AGENCY FOR INTERNATIONAL DEVELOPMENT (USAID)		11,763,108	5,057,723
98.001	USAID FOREIGN ASSISTANCE FOR PROGRAMS OVERSEAS		PASS-THROUGH	AMERICAN UNIVERSITY IN CAIRO	72026319CA00001	350,441	
98.001	USAID FOREIGN ASSISTANCE FOR PROGRAMS OVERSEAS		PASS-THROUGH	FAMILY HEALTH INTERNATIONAL	A136247	(2,375)	
98.001	USAID FOREIGN ASSISTANCE FOR PROGRAMS OVERSEAS		PASS-THROUGH	GEORGETOWN UNIVERSITY	414704_GR411714-UCSD		
98.001	USAID FOREIGN ASSISTANCE FOR PROGRAMS OVERSEAS		PASS-THROUGH	GEORGETOWN UNIVERSITY	AWD-77	281,615	
98.001	USAID FOREIGN ASSISTANCE FOR PROGRAMS OVERSEAS		PASS-THROUGH	NATIONAL ACADEMY OF SCIENCES	AID-OAA-A-15-00042	(280,114)	
98.001	USAID FOREIGN ASSISTANCE FOR PROGRAMS OVERSEAS		PASS-THROUGH	NATIONAL ACADEMY OF SCIENCES	SCON-10000821	31,649	
98.001	USAID FOREIGN ASSISTANCE FOR PROGRAMS OVERSEAS		PASS-THROUGH	NATIONAL ACADEMY OF SCIENCES	SCON-10001074	70,825	
98.001	USAID FOREIGN ASSISTANCE FOR PROGRAMS OVERSEAS		PASS-THROUGH	PARTNERS IN HOPE (MALAWI)	72061221CA00010:P008	908,785	
98.001	USAID FOREIGN ASSISTANCE FOR PROGRAMS OVERSEAS		PASS-THROUGH	PATH	A136062	208,193	19,737
98.001	USAID FOREIGN ASSISTANCE FOR PROGRAMS OVERSEAS		PASS-THROUGH	PUBLIC HEALTH INSTITUTE	A135250	48,139	
98.001	USAID FOREIGN ASSISTANCE FOR PROGRAMS OVERSEAS		PASS-THROUGH	RESEARCH TRIANGLE INSTITUTE	1-330-219290-67507L	49,705	
98.001	USAID FOREIGN ASSISTANCE FOR PROGRAMS OVERSEAS		PASS-THROUGH	TUFTS UNIVERSITY	AI9014:7	222,985	
98.001	USAID FOREIGN ASSISTANCE FOR PROGRAMS OVERSEAS		PASS-THROUGH	UNIVERSITY OF NOTRE DAME DU LAC	202809UCB	293,836	
98.001	USAID FOREIGN ASSISTANCE FOR PROGRAMS OVERSEAS		PASS-THROUGH	UNIVERSITY OF NOTRE DAME DU LAC	202809UCSB	24,730	
98.001	USAID FOREIGN ASSISTANCE FOR PROGRAMS OVERSEAS		PASS-THROUGH	UNIVERSITY RESEARCH CO., LLC	FY17-A02-6024	126,649	
98.006	FOREIGN ASSISTANCE TO AMERICAN SCHOOLS AND HOSPITALS ABROAD (ASHA)		DIRECT	U.S. AGENCY FOR INTERNATIONAL DEVELOPMENT (USAID)		85,812	7,880
98.RD	FEDERAL CONTRACTS		PASS-THROUGH	ASTRAEA NATIONAL LESBIAN ACTION FOUNDATION	3354-SA19:M003	100,748	
98.RD	FEDERAL CONTRACTS		PASS-THROUGH	BOSTON UNIVERSITY	4500004035	22,447	
98.RD	FEDERAL CONTRACTS		PASS-THROUGH	JSI RESEARCH AND TRAINING INSTITUTE, INC.	UCD-UAN-1	46,349	
98.RD	FEDERAL CONTRACTS		PASS-THROUGH	MAKING CENTS INTERNATIONAL, INC.	800-3WILL	5,344	
98.RD	FEDERAL CONTRACTS		PASS-THROUGH	UNIVERSITY OF GEORGIA	SUB00002076	76,717	7,469
98.RD	FEDERAL CONTRACTS		PASS-THROUGH	YOUTH DEVELOPMENT LABS INC	054645	78,654	
98.RD	FEDERAL CONTRACTS		PASS-THROUGH	YOUTH DEVELOPMENT LABS INC	057577	123,686	
RESEARCH AND DEVELOPMENT CLUSTER TOTAL						\$ 5,053,071,277	\$ 622,479,687
STUDENT FINANCIAL ASSISTANCE CLUSTER							
84.007	FEDERAL SUPPLEMENTAL EDUCATIONAL OPPORTUNITIES GRANT		DIRECT	DEPARTMENT OF EDUCATION (ED)		15,483,615	
84.033	FEDERAL WORK-STUDY PROGRAM		DIRECT	DEPARTMENT OF EDUCATION (ED)		18,884,151	
84.038	FEDERAL PERKINS LOAN PROGRAM BEGINNING BALANCE		DIRECT	DEPARTMENT OF EDUCATION (ED)		54,678,473	
84.063	FEDERAL PELL GRANTS		DIRECT	DEPARTMENT OF EDUCATION (ED)		500,102,169	
84.268	FEDERAL DIRECT STUDENT LOAN PROGRAM		DIRECT	DEPARTMENT OF EDUCATION (ED)		1,080,277,961	
84.379	TEACHER EDUCATION ASSISTANCE FOR COLLEGE AND HIGHER EDUCATION GRANTS (TEACH GRANTS)		DIRECT	DEPARTMENT OF EDUCATION (ED)		278,245	
93.264	NURSING FACULTY LOAN PROGRAM BEGINNING BALANCE		DIRECT	DEPARTMENT OF HEALTH AND HUMAN SERVICES (HHS)		396,175	
93.264	NURSING FACULTY LOAN PROGRAM NEW LOAN		DIRECT	DEPARTMENT OF HEALTH AND HUMAN SERVICES (HHS)		353,000	
93.342	HLTH PROFESSIONS STUDENT LOANS/LOANS FOR DISADVANTAGED STUDENTS/PRIMARY CARE LOAN BEG BAL		DIRECT	DEPARTMENT OF HEALTH AND HUMAN SERVICES (HHS)		75,004,650	
93.342	HLTH PROFESSIONS STUDENT LOANS/LOANS FOR DISADVANTAGED STUDENTS/PRIMARY CARE-NEW LOAN		DIRECT	DEPARTMENT OF HEALTH AND HUMAN SERVICES (HHS)		19,961,407	
93.364	NURSING STUDENT LOAN PROGRAM BEGINNING BALANCE		DIRECT	DEPARTMENT OF HEALTH AND HUMAN SERVICES (HHS)		1,895,958	
93.364	NURSING STUDENT LOAN PROGRAM NEW LOAN		DIRECT	DEPARTMENT OF HEALTH AND HUMAN SERVICES (HHS)		328,436	

University of California
Schedule of Expenditures of Federal Awards

For the Fiscal Year Ended June 30, 2024
(Expressed in Whole Dollars)

Assistance Listing Number	Federal Program Title	Additional Award Identification	Direct / Pass Through	Agency or Pass Through Entity	Pass Through No. or Other Identifier	Federal Expenditures	Funds Passed Through to Subrecipients
93.925	SCHOLARSHIPS FOR STUDENTS FROM DISADVANTAGED BACKGROUND		DIRECT	DEPARTMENT OF HEALTH AND HUMAN SERVICES (HHS)		1,166,750	
STUDENT FINANCIAL ASSISTANCE CLUSTER TOTAL						\$ 1,768,810,990	\$ -
SNAP CLUSTER							
10.561	STATE ADMINISTRATIVE MATCHING GRANTS FOR THE SUPPLEMENTAL NUTRITION ASSISTANCE PROGRAM		PASS-THROUGH	CALIFORNIA DEPARTMENT OF SOCIAL SERVICES	21-3060	3,591,627	
10.561	STATE ADMINISTRATIVE MATCHING GRANTS FOR THE SUPPLEMENTAL NUTRITION ASSISTANCE PROGRAM		PASS-THROUGH	CALIFORNIA DEPARTMENT OF PUBLIC HEALTH	20-10333	501,924	
10.561	STATE ADMINISTRATIVE MATCHING GRANTS FOR THE SUPPLEMENTAL NUTRITION ASSISTANCE PROGRAM		PASS-THROUGH	CALIFORNIA DEPARTMENT OF PUBLIC HEALTH	23-10465	139,283	
10.561	STATE ADMINISTRATIVE MATCHING GRANTS FOR THE SUPPLEMENTAL NUTRITION ASSISTANCE PROGRAM		PASS-THROUGH	CALIFORNIA DEPARTMENT OF SOCIAL SERVICES	21-3060	14,592,276	939,701
10.561	STATE ADMINISTRATIVE MATCHING GRANTS FOR THE SUPPLEMENTAL NUTRITION ASSISTANCE PROGRAM		PASS-THROUGH	CATHOLIC CHARITIES OF CALIFORNIA, INC.	20-7008	9,331	
10.561	STATE ADMINISTRATIVE MATCHING GRANTS FOR THE SUPPLEMENTAL NUTRITION ASSISTANCE PROGRAM		PASS-THROUGH	CATHOLIC CHARITIES OF CALIFORNIA, INC.	23-7002	26,850	
10.561	STATE ADMINISTRATIVE MATCHING GRANTS FOR THE SUPPLEMENTAL NUTRITION ASSISTANCE PROGRAM		PASS-THROUGH	CHICO STATE ENTERPRISES	A22-0055-S043	240,595	
10.561	STATE ADMINISTRATIVE MATCHING GRANTS FOR THE SUPPLEMENTAL NUTRITION ASSISTANCE PROGRAM		PASS-THROUGH	CHICO STATE ENTERPRISES	A22-0055-S044	157,670	
10.561	STATE ADMINISTRATIVE MATCHING GRANTS FOR THE SUPPLEMENTAL NUTRITION ASSISTANCE PROGRAM		PASS-THROUGH	CHICO STATE ENTERPRISES	A22-0055-S045	19,178	
10.561	STATE ADMINISTRATIVE MATCHING GRANTS FOR THE SUPPLEMENTAL NUTRITION ASSISTANCE PROGRAM		PASS-THROUGH	CHICO STATE ENTERPRISES	A22-0055-S047	59,672	
10.561	STATE ADMINISTRATIVE MATCHING GRANTS FOR THE SUPPLEMENTAL NUTRITION ASSISTANCE PROGRAM		PASS-THROUGH	CHICO STATE ENTERPRISES	A22-0055-S049	195,562	
10.561	STATE ADMINISTRATIVE MATCHING GRANTS FOR THE SUPPLEMENTAL NUTRITION ASSISTANCE PROGRAM		PASS-THROUGH	CHICO STATE ENTERPRISES	A22-0055-S060	26,846	
10.561	STATE ADMINISTRATIVE MATCHING GRANTS FOR THE SUPPLEMENTAL NUTRITION ASSISTANCE PROGRAM		PASS-THROUGH	CHICO STATE ENTERPRISES	SUB 18-051(18-7015)	(2,244)	
10.561	STATE ADMINISTRATIVE MATCHING GRANTS FOR THE SUPPLEMENTAL NUTRITION ASSISTANCE PROGRAM		PASS-THROUGH	CHICO STATE ENTERPRISES	SUB A22-0059-S048 (21-3058)	79,808	
10.561	STATE ADMINISTRATIVE MATCHING GRANTS FOR THE SUPPLEMENTAL NUTRITION ASSISTANCE PROGRAM		PASS-THROUGH	CHICO STATE ENTERPRISES	SUB18-049:1	12	
10.561	STATE ADMINISTRATIVE MATCHING GRANTS FOR THE SUPPLEMENTAL NUTRITION ASSISTANCE PROGRAM		PASS-THROUGH	COUNTY OF AMADOR	GENT-2023-02	36,649	
10.561	STATE ADMINISTRATIVE MATCHING GRANTS FOR THE SUPPLEMENTAL NUTRITION ASSISTANCE PROGRAM		PASS-THROUGH	COUNTY OF GLENN	EW-2023-09	51,200	
10.561	STATE ADMINISTRATIVE MATCHING GRANTS FOR THE SUPPLEMENTAL NUTRITION ASSISTANCE PROGRAM		PASS-THROUGH	COUNTY OF MONO	GENT-2023-21	55,572	
10.561	STATE ADMINISTRATIVE MATCHING GRANTS FOR THE SUPPLEMENTAL NUTRITION ASSISTANCE PROGRAM		PASS-THROUGH	COUNTY OF NAPA	GENT-2023-23	96,060	
10.561	STATE ADMINISTRATIVE MATCHING GRANTS FOR THE SUPPLEMENTAL NUTRITION ASSISTANCE PROGRAM		PASS-THROUGH	COUNTY OF RIVERSIDE	GENT-2019-48	117,785	
10.561	STATE ADMINISTRATIVE MATCHING GRANTS FOR THE SUPPLEMENTAL NUTRITION ASSISTANCE PROGRAM		PASS-THROUGH	COUNTY OF SAN DIEGO	567311	49,614	
10.561	STATE ADMINISTRATIVE MATCHING GRANTS FOR THE SUPPLEMENTAL NUTRITION ASSISTANCE PROGRAM		PASS-THROUGH	COUNTY OF SAN MATEO	EW-2023-53	79,445	
10.561	STATE ADMINISTRATIVE MATCHING GRANTS FOR THE SUPPLEMENTAL NUTRITION ASSISTANCE PROGRAM		PASS-THROUGH	COUNTY OF SAN MATEO	GENT1-2023-53	36,596	
10.561	STATE ADMINISTRATIVE MATCHING GRANTS FOR THE SUPPLEMENTAL NUTRITION ASSISTANCE PROGRAM		PASS-THROUGH	COUNTY OF STANISLAUS	EW-2023-34	82,924	

University of California
Schedule of Expenditures of Federal Awards

For the Fiscal Year Ended June 30, 2024
(Expressed in Whole Dollars)

Assistance Listing Number	Federal Program Title	Additional Award Identification	Direct / Pass Through	Agency or Pass Through Entity	Pass Through No. or Other Identifier	Federal Expenditures	Funds Passed Through to Subrecipients
SNAP CLUSTER TOTAL						\$ 20,244,235	\$ 939,701
TRIO CLUSTER							
84.042	TRIO-STUDENT SUPPORT SERVICES		DIRECT	DEPARTMENT OF EDUCATION (ED)		2,498,166	
84.044	TRIO-TALENT SEARCH		DIRECT	DEPARTMENT OF EDUCATION (ED)		5,272,108	
84.047	TRIO-UPWARD BOUND		DIRECT	DEPARTMENT OF EDUCATION (ED)		7,020,827	
84.217	TRIO-MCNAIR POST-BACCALAUREATE ACHIEVEMENT		DIRECT	DEPARTMENT OF EDUCATION (ED)		1,114,834	
TRIO CLUSTER TOTAL						\$ 15,905,935	\$ -
HIGHWAY SAFETY CLUSTER							
20.600	STATE AND COMMUNITY HIGHWAY SAFETY		PASS-THROUGH	CALIFORNIA HIGHWAY PATROL	20241912-01	58,829	
20.600	STATE AND COMMUNITY HIGHWAY SAFETY		PASS-THROUGH	CALIFORNIA HIGHWAY PATROL	23C061004:1	13,406	
20.600	STATE AND COMMUNITY HIGHWAY SAFETY		PASS-THROUGH	CALIFORNIA OFFICE OF TRAFFIC SAFETY	PS23035	269,280	
20.600	STATE AND COMMUNITY HIGHWAY SAFETY		PASS-THROUGH	CALIFORNIA OFFICE OF TRAFFIC SAFETY	PS23036	541,259	310,460
20.600	STATE AND COMMUNITY HIGHWAY SAFETY		PASS-THROUGH	CALIFORNIA OFFICE OF TRAFFIC SAFETY	PS23037	1,788	
20.600	STATE AND COMMUNITY HIGHWAY SAFETY		PASS-THROUGH	CALIFORNIA OFFICE OF TRAFFIC SAFETY	PS23040	151,201	
20.600	STATE AND COMMUNITY HIGHWAY SAFETY		PASS-THROUGH	CALIFORNIA OFFICE OF TRAFFIC SAFETY	PS24046	694,309	142,536
20.600	STATE AND COMMUNITY HIGHWAY SAFETY		PASS-THROUGH	CALIFORNIA OFFICE OF TRAFFIC SAFETY	PS24048	234,703	
20.600	STATE AND COMMUNITY HIGHWAY SAFETY		PASS-THROUGH	CALIFORNIA OFFICE OF TRAFFIC SAFETY	PT23188	126,173	
20.600	STATE AND COMMUNITY HIGHWAY SAFETY		PASS-THROUGH	CALIFORNIA OFFICE OF TRAFFIC SAFETY	TR23017	499,829	
20.600	STATE AND COMMUNITY HIGHWAY SAFETY		PASS-THROUGH	CALIFORNIA OFFICE OF TRAFFIC SAFETY	TR24027	1,056,253	
20.616	NATIONAL PRIORITY SAFETY PROGRAMS		DIRECT	DEPARTMENT OF TRANSPORTATION (DOT)		278,203	
20.616	NATIONAL PRIORITY SAFETY PROGRAMS		PASS-THROUGH	CALIFORNIA OFFICE OF TRAFFIC SAFETY	DI23026	54,989	
20.616	NATIONAL PRIORITY SAFETY PROGRAMS		PASS-THROUGH	CALIFORNIA OFFICE OF TRAFFIC SAFETY	DI23029	34,576	
20.616	NATIONAL PRIORITY SAFETY PROGRAMS		PASS-THROUGH	CALIFORNIA OFFICE OF TRAFFIC SAFETY	DI24026	284,857	152,583
20.616	NATIONAL PRIORITY SAFETY PROGRAMS		PASS-THROUGH	CALIFORNIA OFFICE OF TRAFFIC SAFETY	DI24027	174,986	
20.616	NATIONAL PRIORITY SAFETY PROGRAMS		PASS-THROUGH	CALIFORNIA OFFICE OF TRAFFIC SAFETY	TR23015	55,054	
20.616	NATIONAL PRIORITY SAFETY PROGRAMS		PASS-THROUGH	CALIFORNIA OFFICE OF TRAFFIC SAFETY	TR23016	20,340	
20.616	NATIONAL PRIORITY SAFETY PROGRAMS		PASS-THROUGH	CALIFORNIA OFFICE OF TRAFFIC SAFETY	TR23018	36,168	
20.616	NATIONAL PRIORITY SAFETY PROGRAMS		PASS-THROUGH	CALIFORNIA OFFICE OF TRAFFIC SAFETY	TR23019	60,666	
20.616	NATIONAL PRIORITY SAFETY PROGRAMS		PASS-THROUGH	CALIFORNIA OFFICE OF TRAFFIC SAFETY	TR23020	97,632	
20.616	NATIONAL PRIORITY SAFETY PROGRAMS		PASS-THROUGH	CALIFORNIA OFFICE OF TRAFFIC SAFETY	TR24025	219,813	
20.616	NATIONAL PRIORITY SAFETY PROGRAMS		PASS-THROUGH	CALIFORNIA OFFICE OF TRAFFIC SAFETY	TR24026	72,315	
20.616	NATIONAL PRIORITY SAFETY PROGRAMS		PASS-THROUGH	CALIFORNIA OFFICE OF TRAFFIC SAFETY	TR24028	216,415	
20.616	NATIONAL PRIORITY SAFETY PROGRAMS		PASS-THROUGH	CALIFORNIA OFFICE OF TRAFFIC SAFETY	TR24029	140,075	
HIGHWAY SAFETY CLUSTER TOTAL						\$ 5,393,119	\$ 605,579
HEALTH CENTER PROGRAM CLUSTER							
93.224	HEALTH CENTER PROGRAM (COMMUNITY HEALTH CENTERS, MIGRANT HEALTH CENTERS, HEALTH CARE FOR THE HOMELESS, AND PUBLIC HOUSING PRIMARY CARE)	COVID-19	DIRECT	DEPARTMENT OF HEALTH AND HUMAN SERVICES (HHS)		17,447	
93.224	HEALTH CENTER PROGRAM (COMMUNITY HEALTH CENTERS, MIGRANT HEALTH CENTERS, HEALTH CARE FOR THE HOMELESS, AND PUBLIC HOUSING PRIMARY CARE)		DIRECT	DEPARTMENT OF HEALTH AND HUMAN SERVICES (HHS)		2,437,261	
93.224	HEALTH CENTER PROGRAM (COMMUNITY HEALTH CENTERS, MIGRANT HEALTH CENTERS, HEALTH CARE FOR THE HOMELESS, AND PUBLIC HOUSING PRIMARY CARE)		PASS-THROUGH	AMPLA HEALTH	A23-1620	148,180	
93.224	HEALTH CENTER PROGRAM (COMMUNITY HEALTH CENTERS, MIGRANT HEALTH CENTERS, HEALTH CARE FOR THE HOMELESS, AND PUBLIC HOUSING PRIMARY CARE)		PASS-THROUGH	LOS ANGELES COUNTY DEPARTMENT OF MENTAL HEALTH	MH270001:6	(2,442)	

University of California
Schedule of Expenditures of Federal Awards

For the Fiscal Year Ended June 30, 2024
(Expressed in Whole Dollars)

Assistance Listing Number	Federal Program Title	Additional Award Identification	Direct / Pass Through	Agency or Pass Through Entity	Pass Through No. or Other Identifier	Federal Expenditures	Funds Passed Through to Subrecipients
93.224	HEALTH CENTER PROGRAM (COMMUNITY HEALTH CENTERS, MIGRANT HEALTH CENTERS, HEALTH CARE FOR THE HOMELESS, AND PUBLIC HOUSING PRIMARY CARE)		PASS-THROUGH	NEIGHBORHOOD HEALTHCARE	1 H8ICS46993-01-00	117,355	
93.224	HEALTH CENTER PROGRAM (COMMUNITY HEALTH CENTERS, MIGRANT HEALTH CENTERS, HEALTH CARE FOR THE HOMELESS, AND PUBLIC HOUSING PRIMARY CARE)		PASS-THROUGH	NORTHEAST VALLEY HEALTH CORPORATION	20235175	31,231	
93.527	GRANTS FOR NEW AND EXPANDED SERVICES UNDER THE HEALTH CARE CENTER PROGRAM		DIRECT	DEPARTMENT OF HEALTH AND HUMAN SERVICES (HHS)		2,246,691	
HEALTH CENTER PROGRAM CLUSTER TOTAL						\$ 4,995,723	\$ -
ECONOMIC DEVELOPMENT CLUSTER							
11.307	ECONOMIC ADJUSTMENT ASSISTANCE		DIRECT	DEPARTMENT OF COMMERCE (DOC)		3,942,256	836,408
11.307	ECONOMIC ADJUSTMENT ASSISTANCE		PASS-THROUGH	FOUNDATION FOR CALIFORNIA COMMUNITY COLLEGES	Y22-6004	188,698	
ECONOMIC DEVELOPMENT CLUSTER TOTAL						\$ 4,130,954	\$ 836,408
HEAD START CLUSTER							
93.600	HEAD START		DIRECT	DEPARTMENT OF HEALTH AND HUMAN SERVICES (HHS)		1,835,110	
93.600	HEAD START		PASS-THROUGH	CALIFORNIA MEDICAL CENTER	20111273:15	203,250	
93.600	HEAD START		PASS-THROUGH	EDUCATION DEVELOPMENT CENTER, INC.	A136140	490,664	
93.600	HEAD START		PASS-THROUGH	GEORGETOWN UNIVERSITY	A136689	255,243	
93.600	HEAD START		PASS-THROUGH	UNIVERSITY OF MASSACHUSETTS AMHERST	016637-9170:02	602,975	
93.600	HEAD START		PASS-THROUGH	UNIVERSITY OF MASSACHUSETTS AMHERST	22-016637 A 001	354,188	
HEAD START CLUSTER TOTAL						\$ 3,741,430	\$ -
FMCSA CLUSTER							
20.237	MOTOR CARRIER SAFETY ASSISTANCE HIGH PRIORITY ACTIVITIES GRANTS AND COOPERATIV		DIRECT	DEPARTMENT OF TRANSPORTATION (DOT)		2,748,684	
FMCSA CLUSTER TOTAL						\$ 2,748,684	\$ -
477 CLUSTER							
93.558	TEMPORARY ASSISTANCE FOR NEEDY FAMILIES (TANF)		PASS-THROUGH	CITY OF LOS ANGELES ECONOMIC AND WORKFORCE DEVELOPMENT DEPAR	C-136416:1	(16,992)	
93.558	TEMPORARY ASSISTANCE FOR NEEDY FAMILIES (TANF)		PASS-THROUGH	COUNTY OF ALAMEDA	EW-2023-01	195,924	
93.558	TEMPORARY ASSISTANCE FOR NEEDY FAMILIES (TANF)		PASS-THROUGH	COUNTY OF BUTTE	EW-2023-03	53,220	
93.558	TEMPORARY ASSISTANCE FOR NEEDY FAMILIES (TANF)		PASS-THROUGH	COUNTY OF COLUSA	EW-2023-05	109,824	
93.558	TEMPORARY ASSISTANCE FOR NEEDY FAMILIES (TANF)		PASS-THROUGH	COUNTY OF DEL NORTE	EW-2023-06	25,981	
93.558	TEMPORARY ASSISTANCE FOR NEEDY FAMILIES (TANF)		PASS-THROUGH	COUNTY OF GLENN	C000114357	18,660	
93.558	TEMPORARY ASSISTANCE FOR NEEDY FAMILIES (TANF)		PASS-THROUGH	COUNTY OF HUMBOLDT	GENT-2023-10	180,183	
93.558	TEMPORARY ASSISTANCE FOR NEEDY FAMILIES (TANF)		PASS-THROUGH	COUNTY OF INYO	GENT-2023-11	87,542	
93.558	TEMPORARY ASSISTANCE FOR NEEDY FAMILIES (TANF)		PASS-THROUGH	COUNTY OF KERN	GENT-2023-12	363,914	
93.558	TEMPORARY ASSISTANCE FOR NEEDY FAMILIES (TANF)		PASS-THROUGH	COUNTY OF KINGS	GENT-2022-13	34,466	
93.558	TEMPORARY ASSISTANCE FOR NEEDY FAMILIES (TANF)		PASS-THROUGH	COUNTY OF KINGS	GENT-2023-13	11,365	
93.558	TEMPORARY ASSISTANCE FOR NEEDY FAMILIES (TANF)		PASS-THROUGH	COUNTY OF LAKE	EW-2022-14	142,595	
93.558	TEMPORARY ASSISTANCE FOR NEEDY FAMILIES (TANF)		PASS-THROUGH	COUNTY OF LAKE	GENT-2023-14	3,953	
93.558	TEMPORARY ASSISTANCE FOR NEEDY FAMILIES (TANF)		PASS-THROUGH	COUNTY OF MARIPOSA	GENT-2023-18	55,788	
93.558	TEMPORARY ASSISTANCE FOR NEEDY FAMILIES (TANF)		PASS-THROUGH	COUNTY OF MERCED	EW-2023-19	171,538	
93.558	TEMPORARY ASSISTANCE FOR NEEDY FAMILIES (TANF)		PASS-THROUGH	COUNTY OF NAPA	GENT-2021-23	477	
93.558	TEMPORARY ASSISTANCE FOR NEEDY FAMILIES (TANF)		PASS-THROUGH	COUNTY OF NEVADA	EW-2023-24	80,393	
93.558	TEMPORARY ASSISTANCE FOR NEEDY FAMILIES (TANF)		PASS-THROUGH	COUNTY OF PLACER	EW-2022-25	50,513	
93.558	TEMPORARY ASSISTANCE FOR NEEDY FAMILIES (TANF)		PASS-THROUGH	COUNTY OF PLUMAS	EW-2023-26	5,327	
93.558	TEMPORARY ASSISTANCE FOR NEEDY FAMILIES (TANF)		PASS-THROUGH	COUNTY OF SAN BENITO	GENT-2023-27	39,623	
93.558	TEMPORARY ASSISTANCE FOR NEEDY FAMILIES (TANF)		PASS-THROUGH	COUNTY OF SAN JOAQUIN	WK-2023-28	41,447	
93.558	TEMPORARY ASSISTANCE FOR NEEDY FAMILIES (TANF)		PASS-THROUGH	COUNTY OF SAN MATEO	GENT2-2023-53	12,648	

University of California
Schedule of Expenditures of Federal Awards

For the Fiscal Year Ended June 30, 2024
(Expressed in Whole Dollars)

Assistance Listing Number	Federal Program Title	Additional Award Identification	Direct / Pass Through	Agency or Pass Through Entity	Pass Through No. or Other Identifier	Federal Expenditures	Funds Passed Through to Subrecipients
93.558	TEMPORARY ASSISTANCE FOR NEEDY FAMILIES (TANF)		PASS-THROUGH	COUNTY OF SANTA CRUZ	GENT-2023-56	197,744	
93.558	TEMPORARY ASSISTANCE FOR NEEDY FAMILIES (TANF)		PASS-THROUGH	COUNTY OF SHASTA	CW-2022-29	7,905	
93.558	TEMPORARY ASSISTANCE FOR NEEDY FAMILIES (TANF)		PASS-THROUGH	COUNTY OF SHASTA	GENT-2022-29	68,565	
93.558	TEMPORARY ASSISTANCE FOR NEEDY FAMILIES (TANF)		PASS-THROUGH	COUNTY OF SISKIYOU	GENT-2022-31	(1,190)	
93.558	TEMPORARY ASSISTANCE FOR NEEDY FAMILIES (TANF)		PASS-THROUGH	COUNTY OF SISKIYOU	GENT-2023-31	100,662	
93.558	TEMPORARY ASSISTANCE FOR NEEDY FAMILIES (TANF)		PASS-THROUGH	COUNTY OF SOLANO	GENT-2023-32	52,008	
93.558	TEMPORARY ASSISTANCE FOR NEEDY FAMILIES (TANF)		PASS-THROUGH	COUNTY OF STANISLAUS	EW-2022-34	(2,371)	
93.558	TEMPORARY ASSISTANCE FOR NEEDY FAMILIES (TANF)		PASS-THROUGH	COUNTY OF STANISLAUS	GENT-2022-34	9,486	
93.558	TEMPORARY ASSISTANCE FOR NEEDY FAMILIES (TANF)		PASS-THROUGH	COUNTY OF SUTTER	GENT-2023-35	114,129	
93.558	TEMPORARY ASSISTANCE FOR NEEDY FAMILIES (TANF)		PASS-THROUGH	COUNTY OF TULARE	GENT-2022-38	1,130	
93.558	TEMPORARY ASSISTANCE FOR NEEDY FAMILIES (TANF)		PASS-THROUGH	COUNTY OF TULARE	GENT-2023-38	137,034	
93.558	TEMPORARY ASSISTANCE FOR NEEDY FAMILIES (TANF)		PASS-THROUGH	COUNTY OF YOLO	GENT-2022-40	40,299	
477 CLUSTER TOTAL						\$ 2,393,790	\$ -
FEDERAL TRANSIT CLUSTER							
20.507	FEDERAL TRANSIT-FORMULA GRANTS		PASS-THROUGH	CITY OF DAVIS	A20-2871	1,278,124	
20.507	FEDERAL TRANSIT-FORMULA GRANTS		PASS-THROUGH	CITY OF DAVIS	A21-4294	159,377	
20.507	FEDERAL TRANSIT-FORMULA GRANTS		PASS-THROUGH	CITY OF DAVIS	A24-2800	18,527	
20.526	BUS AND BUS FACILITIES FORMULA PROGRAM		PASS-THROUGH	CITY OF DAVIS	A24-2803	820,964	
FEDERAL TRANSIT CLUSTER TOTAL						\$ 2,276,992	\$ -
CCDF CLUSTER							
93.575	CHILD CARE AND DEVELOPMENT BLOCK GRANT		DIRECT	DEPARTMENT OF HEALTH AND HUMAN SERVICES (HHS)		74,394	
93.575	CHILD CARE AND DEVELOPMENT BLOCK GRANT		PASS-THROUGH	CALIFORNIA DEPARTMENT OF EDUCATION	CCTR-0258	(4,539)	
93.575	CHILD CARE AND DEVELOPMENT BLOCK GRANT		PASS-THROUGH	CALIFORNIA DEPARTMENT OF EDUCATION	CCTR-2171	(1,246)	
93.575	CHILD CARE AND DEVELOPMENT BLOCK GRANT		PASS-THROUGH	CALIFORNIA DEPARTMENT OF EDUCATION	CSPP-3361	170,441	
93.575	CHILD CARE AND DEVELOPMENT BLOCK GRANT		PASS-THROUGH	CALIFORNIA DEPARTMENT OF EDUCATION	CSPP-7587-00	239,627	
93.575	CHILD CARE AND DEVELOPMENT BLOCK GRANT		PASS-THROUGH	CALIFORNIA DEPARTMENT OF SOCIAL SERVICES	CCTR-1134:02	(39,354)	
93.575	CHILD CARE AND DEVELOPMENT BLOCK GRANT		PASS-THROUGH	CALIFORNIA DEPARTMENT OF SOCIAL SERVICES	CCTR-3303	41,488	
93.575	CHILD CARE AND DEVELOPMENT BLOCK GRANT		PASS-THROUGH	UNIVERSITY OF VIRGINIA	AWD-004393.GR:01	100,990	
93.575	CHILD CARE AND DEVELOPMENT BLOCK GRANT		PASS-THROUGH	UNIVERSITY OF VIRGINIA	AWD-005240.SUB000010	41,157	
93.596	CHILD CARE MANDATORY AND MATCHING FUNDS OF THE CHILD CARE AND DEVELOPMENT FUND		PASS-THROUGH	CALIFORNIA DEPARTMENT OF EDUCATION	CCTR-0258	(5,567)	
93.596	CHILD CARE MANDATORY AND MATCHING FUNDS OF THE CHILD CARE AND DEVELOPMENT FUND		PASS-THROUGH	CALIFORNIA DEPARTMENT OF EDUCATION	CCTR-3194	452,756	
93.596	CHILD CARE MANDATORY AND MATCHING FUNDS OF THE CHILD CARE AND DEVELOPMENT FUND		PASS-THROUGH	CALIFORNIA DEPARTMENT OF EDUCATION	CCTR-7286	429,270	
93.596	CHILD CARE MANDATORY AND MATCHING FUNDS OF THE CHILD CARE AND DEVELOPMENT FUND		PASS-THROUGH	CALIFORNIA DEPARTMENT OF SOCIAL SERVICES	CCTR-3213	281,268	
93.596	CHILD CARE MANDATORY AND MATCHING FUNDS OF THE CHILD CARE AND DEVELOPMENT FUND		PASS-THROUGH	CALIFORNIA DEPARTMENT OF SOCIAL SERVICES	CCTR-3303	65,667	
CCDF CLUSTER TOTAL						\$ 1,846,352	\$ -
WIOA CLUSTER							
17.258	WIOA ADULT PROGRAM		DIRECT	DEPARTMENT OF LABOR (DOL)		211,033	
17.258	WIOA ADULT PROGRAM		PASS-THROUGH	CALIFORNIA EMPLOYMENT DEVELOPMENT DEPARTMENT	M88000-7100	972,228	
17.258	WIOA ADULT PROGRAM		PASS-THROUGH	HOSPITALITY INDUSTRY TRAINING AND EDUCATION FUND	20214190:1	(1,502)	
17.259	WIOA YOUTH ACTIVITIES		PASS-THROUGH	CITY OF LOS ANGELES	C-139477 (T6906)	(137)	
17.259	WIOA YOUTH ACTIVITIES		PASS-THROUGH	CITY OF LOS ANGELES	T5954:1	(938)	
17.259	WIOA YOUTH ACTIVITIES		PASS-THROUGH	CITY OF LOS ANGELES ECONOMIC AND WORKFORCE DEVELOPMENT DEPAR	C-135989:1	(9,034)	

University of California
Schedule of Expenditures of Federal Awards

For the Fiscal Year Ended June 30, 2024
(Expressed in Whole Dollars)

Assistance Listing Number	Federal Program Title	Additional Award Identification	Direct / Pass Through	Agency or Pass Through Entity	Pass Through No. or Other Identifier	Federal Expenditures	Funds Passed Through to Subrecipients
17.259	WIOA YOUTH ACTIVITIES		PASS-THROUGH	CITY OF LOS ANGELES ECONOMIC AND WORKFORCE DEVELOPMENT DEPAR	C-141366-1	(2,006)	
17.259	WIOA YOUTH ACTIVITIES		PASS-THROUGH	CITY OF LOS ANGELES ECONOMIC AND WORKFORCE DEVELOPMENT DEPAR	C-141769:1	(25,438)	
17.259	WIOA YOUTH ACTIVITIES		PASS-THROUGH	CITY OF LOS ANGELES ECONOMIC AND WORKFORCE DEVELOPMENT DEPAR	T7286/C-142407	(4,765)	
17.259	WIOA YOUTH ACTIVITIES		PASS-THROUGH	CITY OF LOS ANGELES ECONOMIC AND WORKFORCE DEVELOPMENT DEPAR	T7288/C-143157	(2,725)	
17.259	WIOA YOUTH ACTIVITIES		PASS-THROUGH	CITY OF LOS ANGELES ECONOMIC AND WORKFORCE DEVELOPMENT DEPAR	T7344/C-145607	125,625	
17.259	WIOA YOUTH ACTIVITIES		PASS-THROUGH	CITY OF LOS ANGELES ECONOMIC AND WORKFORCE DEVELOPMENT DEPAR	T7345/C-145597	180,588	
17.259	WIOA YOUTH ACTIVITIES		PASS-THROUGH	CITY OF LOS ANGELES ECONOMIC AND WORKFORCE DEVELOPMENT DEPAR	T7369	2,082	
17.259	WIOA YOUTH ACTIVITIES		PASS-THROUGH	CITY OF LOS ANGELES ECONOMIC AND WORKFORCE DEVELOPMENT DEPAR	T7370	16,420	
WIOA CLUSTER TOTAL						\$ 1,461,431	\$ -
CDBG – ENTITLEMENT/SPECIAL PURPOSE GRANTS CLUSTER							
14.218	COMMUNITY DEVELOPMENT BLOCK GRANTS/ENTITLEMENT GRANTS		PASS-THROUGH	CITY OF FRESNO	A141549	1,342,600	
14.218	COMMUNITY DEVELOPMENT BLOCK GRANTS/ENTITLEMENT GRANTS		PASS-THROUGH	CITY OF LOS ANGELES	C-139636	4,434	
CDBG – ENTITLEMENT/SPECIAL PURPOSE GRANTS CLUSTER						\$ 1,347,034	\$ -
AGING CLUSTER							
93.044	SPECIAL PROGRAMS FOR THE AGING-TITLE III, PART B-GRANTS FOR SUPPORTIVE SERVICES AND SENIOR CENTERS		PASS-THROUGH	CALIFORNIA DEPARTMENT OF AGING	CT-2223-67	507,473	
AGING CLUSTER TOTAL						\$ 507,473	\$ -
MEDICAID CLUSTER							
93.778	MEDICAL ASSISTANCE PROGRAM		PASS-THROUGH	CALIFORNIA DEPARTMENT OF HEALTH CARE SERVICES	20171252	1,228	
93.778	MEDICAL ASSISTANCE PROGRAM		PASS-THROUGH	CALIFORNIA DEPARTMENT OF HEALTH CARE SERVICES	18-95094	4,532	
93.778	MEDICAL ASSISTANCE PROGRAM		PASS-THROUGH	COUNTY OF SACRAMENTO	GENT2-2023-49	14,450	
93.778	MEDICAL ASSISTANCE PROGRAM		PASS-THROUGH	COUNTY OF SAN JOAQUIN	XX-2023-28	1,009	
93.778	MEDICAL ASSISTANCE PROGRAM		PASS-THROUGH	COUNTY OF TEHAMA	CW-2023-36	12,253	
93.778	MEDICAL ASSISTANCE PROGRAM		PASS-THROUGH	COUNTY OF TEHAMA	EW-2023-36	32,644	
93.778	MEDICAL ASSISTANCE PROGRAM		PASS-THROUGH	COUNTY OF TEHAMA	XX-2023-36	8,992	
93.778	MEDICAL ASSISTANCE PROGRAM		PASS-THROUGH	COUNTY OF YUBA	GENT-2021-41	(13,888)	
93.778	MEDICAL ASSISTANCE PROGRAM		PASS-THROUGH	COUNTY OF YUBA	GENT-2022-41	2,155	
93.778	MEDICAL ASSISTANCE PROGRAM		PASS-THROUGH	COUNTY OF YUBA	GENT-2023-41	58,567	
MEDICAID CLUSTER TOTAL						\$ 121,942	\$ -
CHILD NUTRITION CLUSTER							
10.555	NATIONAL SCHOOL LUNCH PROGRAM (NSLP)		PASS-THROUGH	CALIFORNIA DEPARTMENT OF SOCIAL SERVICES	20230772	25,294	
CHILD NUTRITION CLUSTER TOTAL						\$ 25,294	\$ -
SPECIAL EDUCATION CLUSTER (IDEA)							
84.027	SPECIAL EDUCATION-GRANTS TO STATES (IDEA, PART B)		PASS-THROUGH	UNIVERSITY OF NEBRASKA-LINCOLN	26-1727-0057-002	19,328	
SPECIAL EDUCATION CLUSTER (IDEA) TOTAL						\$ 19,328	\$ -
OTHER FEDERAL PROGRAMS							
10.025	PLANT AND ANIMAL DISEASE, PEST CONTROL, AND ANIMAL CARE		PASS-THROUGH	CALIFORNIA DEPARTMENT OF FOOD AND AGRICULTURE	22-1867-001-SF	12,744	

University of California
Schedule of Expenditures of Federal Awards

For the Fiscal Year Ended June 30, 2024
(Expressed in Whole Dollars)

Assistance Listing Number	Federal Program Title	Additional Award Identification	Pass Through No. or Other		Funds Passed Through to Subrecipients
			Direct / Pass Through	Agency or Pass Through Entity	
10.025	PLANT AND ANIMAL DISEASE, PEST CONTROL, AND ANIMAL CARE		PASS-THROUGH	CORNELL UNIVERSITY	91661-20425
10.025 Total					197
					12,941
10.155	MARKETING AGREEMENTS AND ORDERS		PASS-THROUGH	CALIFORNIA CERTIFIED ORGANIC FARMERS FOUNDATION	Y23-6821
10.155 Total					21,845
					21,845
10.164	WHOLESALE FARMERS AND ALTERNATIVE MARKET DEVELOPMENT		DIRECT	UNITED STATES DEPARTMENT OF AGRICULTURE (USDA)	
10.164 Total					1,073,040
					659,036
					659,036
10.170	SPECIALTY CROP BLOCK GRANT PROGRAM - FARM BILL		DIRECT	UNITED STATES DEPARTMENT OF AGRICULTURE (USDA)	
10.170	SPECIALTY CROP BLOCK GRANT PROGRAM - FARM BILL		PASS-THROUGH	CALIFORNIA DEPARTMENT OF FOOD AND AGRICULTURE	21-0001-027
10.170	SPECIALTY CROP BLOCK GRANT PROGRAM - FARM BILL		PASS-THROUGH	CALIFORNIA DEPARTMENT OF FOOD AND AGRICULTURE	21-0433-11A-SF
10.170	SPECIALTY CROP BLOCK GRANT PROGRAM - FARM BILL		PASS-THROUGH	CALIFORNIA DEPARTMENT OF FOOD AND AGRICULTURE	21-0433-39A-SF
10.170	SPECIALTY CROP BLOCK GRANT PROGRAM - FARM BILL		PASS-THROUGH	CALIFORNIA DEPARTMENT OF FOOD AND AGRICULTURE	23-0001-013-SF
10.170	SPECIALTY CROP BLOCK GRANT PROGRAM - FARM BILL		PASS-THROUGH	CALIFORNIA DEPARTMENT OF FOOD AND AGRICULTURE	23-0001-020-SF
10.170	SPECIALTY CROP BLOCK GRANT PROGRAM - FARM BILL		PASS-THROUGH	ORGANIC FARMING RESEARCH FOUNDATION	Y21-561
10.170 Total					42,937
					69,492
					135,576
					46,711
					1,171
					48,590
					2,694
					347,171
10.175	FARMERS MARKET AND LOCAL FOOD PROMOTION PROGRAM		DIRECT	UNITED STATES DEPARTMENT OF AGRICULTURE (USDA)	
10.175 Total					96,885
					96,885
10.177	REGIONAL FOOD SYSTEM PARTNERSHIPS		DIRECT	UNITED STATES DEPARTMENT OF AGRICULTURE (USDA)	
10.177 Total					237,598
					90,933
					90,933
10.186	REGIONAL FOOD BUSINESS CENTERS		DIRECT	UNITED STATES DEPARTMENT OF AGRICULTURE (USDA)	
10.186 Total					139,551
					139,551
10.331	GUS SCHUMACHER NUTRITION INCENTIVE PROGRAM (GUS NIP)		PASS-THROUGH	CALIFORNIA DEPARTMENT OF FOOD AND AGRICULTURE	22-1464-002-SF
10.331 Total					142,929
					142,929
10.500	FOOD SAFETY COOPERATIVE AGREEMENTS		PASS-THROUGH	WASHINGTON STATE UNIVERSITY	140322 SPC004173
10.500 Total					3,282
					3,282
10.516	RURAL HEALTH AND SAFETY		PASS-THROUGH	CALIFORNIA DEPARTMENT OF PUBLIC HEALTH	23-10066
10.516 Total					1,380,375
					1,380,375
10.557	SPECIAL SUPPLEMENTAL NUTRITION PROGRAM FOR WOMEN, INFANTS, AND CHILDREN (WIC)		PASS-THROUGH	CALIFORNIA DEPARTMENT OF PUBLIC HEALTH	20-10848
10.557 Total					102,860
					102,860
10.558	CHILD AND ADULT CARE FOOD PROGRAM (CACFP)		PASS-THROUGH	CALIFORNIA DEPARTMENT OF EDUCATION	301466-1A
10.558	CHILD AND ADULT CARE FOOD PROGRAM (CACFP)		PASS-THROUGH	CALIFORNIA DEPARTMENT OF EDUCATION	CACFP-5709358
10.558 Total					11,398
					18,378
					29,776
10.606	FOOD FOR PROGRESS		DIRECT	UNITED STATES DEPARTMENT OF AGRICULTURE (USDA)	
10.606 Total					18,084
					18,084
10.612	USDA LOCAL AND REGIONAL FOOD AID PROCUREMENT PROGRAM		PASS-THROUGH	MATHEMATICA INC.	51946S002
10.612 Total					4,150
					4,150
10.613	FACULTY EXCHANGE PROGRAM		DIRECT	UNITED STATES DEPARTMENT OF AGRICULTURE (USDA)	
10.613 Total					308,684
					308,684
10.620	SCIENTIFIC EXCHANGES PROGRAM		DIRECT	UNITED STATES DEPARTMENT OF AGRICULTURE (USDA)	
					31,805

University of California
Schedule of Expenditures of Federal Awards

For the Fiscal Year Ended June 30, 2024
(Expressed in Whole Dollars)

Assistance Listing Number	Federal Program Title	Additional Award Identification	Direct / Pass Through	Agency or Pass Through Entity	Pass Through No. or Other Identifier	Federal Expenditures	Funds Passed Through to Subrecipients
10.620 Total						31,805	
10.664	COOPERATIVE FORESTRY ASSISTANCE		DIRECT	UNITED STATES DEPARTMENT OF AGRICULTURE (USDA)		393,358	37,785
10.664	COOPERATIVE FORESTRY ASSISTANCE		PASS-THROUGH	CALIFORNIA DEPARTMENT OF FORESTRY AND FIRE PROTECTION	8GA23600	107	
10.664 Total						393,465	37,785
10.675	URBAN AND COMMUNITY FORESTRY PROGRAM		PASS-THROUGH	CALIFORNIA DEPARTMENT OF FORESTRY AND FIRE PROTECTION	8GA22401	3,090	
10.675	URBAN AND COMMUNITY FORESTRY PROGRAM		PASS-THROUGH	CALIFORNIA DEPARTMENT OF FORESTRY AND FIRE PROTECTION	8GA22403	131,491	
10.675	URBAN AND COMMUNITY FORESTRY PROGRAM		PASS-THROUGH	CALIFORNIA DEPARTMENT OF FORESTRY AND FIRE PROTECTION	8GA23405	10,508	
10.675 Total						145,089	
10.678	FOREST STEWARDSHIP PROGRAM		PASS-THROUGH	CALIFORNIA DEPARTMENT OF FORESTRY AND FIRE PROTECTION	8GA22902	480	
10.678 Total						480	
10.680	FOREST HEALTH PROTECTION		DIRECT	UNITED STATES DEPARTMENT OF AGRICULTURE (USDA)		317,575	24,765
10.680 Total						317,575	24,765
10.694	SOUTHWEST FOREST HEALTH AND WILDFIRE PREVENTION		DIRECT	UNITED STATES DEPARTMENT OF AGRICULTURE (USDA)		41,991	
10.694 Total						41,991	
10.902	SOIL AND WATER CONSERVATION		DIRECT	UNITED STATES DEPARTMENT OF AGRICULTURE (USDA)		154,796	
10.902 Total						154,796	
10.912	ENVIRONMENTAL QUALITY INCENTIVES PROGRAM		DIRECT	UNITED STATES DEPARTMENT OF AGRICULTURE (USDA)		99,382	
10.912	ENVIRONMENTAL QUALITY INCENTIVES PROGRAM		PASS-THROUGH	CALIFORNIA DEPARTMENT OF FOOD AND AGRICULTURE	21-0619-001-SF	152,739	
10.912 Total						252,121	
10.931	AGRICULTURAL CONSERVATION EASEMENT PROGRAM		DIRECT	UNITED STATES DEPARTMENT OF AGRICULTURE (USDA)		(1,600)	
10.931 Total						(1,600)	
10.937	PARTNERSHIP FOR CLIMATE-SMART COMMODITIES		PASS-THROUGH	CALIFORNIA DAIRY RESEARCH FOUNDATION	NR233A750004G048	102,169	
10.937	PARTNERSHIP FOR CLIMATE-SMART COMMODITIES		PASS-THROUGH	WHITE BUFFALO LAND TRUST	Y22-6092	5,211	
10.937 Total						107,380	
10.960	TECHNICAL AGRICULTURAL ASSISTANCE		DIRECT	UNITED STATES DEPARTMENT OF AGRICULTURE (USDA)		112,588	
10.960 Total						112,588	
10.U01	FEDERAL CONTRACTS		PASS-THROUGH	COUNTERPART INTERNATIONAL, INC	A18-1584	70,862	
10.U01 Total						70,862	
10.U02	FEDERAL CONTRACTS		DIRECT	UNITED STATES DEPARTMENT OF AGRICULTURE (USDA)		66,475	
10.U02 Total						66,475	
10.U03	FEDERAL CONTRACTS		PASS-THROUGH	NATIONAL FISH AND WILDLIFE FOUNDATION	0806 21 071843	40,178	
10.U03 Total						40,178	
10.U04	FEDERAL CONTRACTS		DIRECT	UNITED STATES DEPARTMENT OF AGRICULTURE (USDA)		16,009	
10.U04 Total						16,009	

University of California
Schedule of Expenditures of Federal Awards

For the Fiscal Year Ended June 30, 2024
(Expressed in Whole Dollars)

Assistance Listing Number	Federal Program Title	Additional Award Identification	Direct / Pass Through	Agency or Pass Through Entity	Pass Through No. or Other Identifier	Federal Expenditures	Funds Passed Through to Subrecipients
10.U05 10.U05 Total	FEDERAL CONTRACTS		PASS-THROUGH	NATIONAL FISH AND WILDLIFE FOUNDATION	0806 21 071843	14,196 14,196	
10.U06 10.U06 Total	FEDERAL CONTRACTS		PASS-THROUGH	COMMUNITY ALLIANCE WITH FAMILY FARMERS	Y22-6138	1,997 1,997	
10.U07 10.U07 Total	FEDERAL CONTRACTS		PASS-THROUGH	COMMUNITY ALLIANCE WITH FAMILY FARMERS	Y22-5947	1,616 1,616	
10.U08 10.U08 Total	FEDERAL CONTRACTS		PASS-THROUGH	SECOND HARVEST FOOD BANK OF ORANGE COUNTY, INC.	1UAIP	693 693	
11.017 11.017 Total	OCEAN ACIDIFICATION PROGRAM (OAP)		DIRECT	DEPARTMENT OF COMMERCE (DOC)		3,376 3,376	
11.024 11.024 Total	BUILD TO SCALE		DIRECT	DEPARTMENT OF COMMERCE (DOC)		371,196 371,196	
11.U01 11.U01 Total	FEDERAL CONTRACTS		PASS-THROUGH	STARBURST ACCELERATOR, LLC	20205193	53,281 53,281	
11.U02 11.U02 Total	FEDERAL CONTRACTS		PASS-THROUGH	CLIMATEWORKS FOUNDATION	23-2582	(13,084) (13,084)	
12.U01 12.U01 Total	FEDERAL CONTRACTS		PASS-THROUGH	LEIDOS, INC.	P010266416:11	2,376,305 2,376,305	
12.U02 12.U02 Total	FEDERAL CONTRACTS		DIRECT	DEPARTMENT OF DEFENSE		168,558 168,558	
12.U03 12.U03 Total	FEDERAL CONTRACTS		PASS-THROUGH	SYSTEMS PLUS, INC.	ND23-2707618640	16,160 16,160	
12.U04 12.U04 Total	FEDERAL CONTRACTS		DIRECT	DEPARTMENT OF DEFENSE		15,410 15,410	
12.U05 12.U05 Total	FEDERAL CONTRACTS		DIRECT	DEPARTMENT OF DEFENSE		15,410 15,410	
12.U06 12.U06 Total	FEDERAL CONTRACTS		DIRECT	DEPARTMENT OF DEFENSE		15,407 15,407	
12.U07 12.U07 Total	FEDERAL CONTRACTS		PASS-THROUGH	AMERICAN BURN ASSOCIATION	A20-4405	6,299 6,299	
12.U08 12.U08 Total	FEDERAL CONTRACTS		PASS-THROUGH	LEIDOS, INC.	P010266416:11	241 241	
12.U09 12.U09 Total	FEDERAL CONTRACTS		PASS-THROUGH	ARMED FORCES SERVICES CORPORATION	PO-000738	(1) (1)	
12.U10 12.U10 Total	FEDERAL CONTRACTS		DIRECT	DEPARTMENT OF DEFENSE		474,173 474,173	(29,982) (29,982)

University of California
Schedule of Expenditures of Federal Awards

For the Fiscal Year Ended June 30, 2024
(Expressed in Whole Dollars)

Assistance Listing Number	Federal Program Title	Additional Award Identification	Direct / Pass Through	Agency or Pass Through Entity	Pass Through No. or Other Identifier	Federal Expenditures	Funds Passed Through to Subrecipients
14.251 14.251 Total	ECONOMIC DEVELOPMENT INITIATIVE-SPECIAL PROJECT, NEIGHBORHOOD INITIATIVE AND MISCELLANEOUS GRANTS		DIRECT	DEPARTMENT OF HOUSING AND URBAN DEVELOPMENT (HUD)		27,838 27,838	
15.156 15.156 Total	TRIBAL CLIMATE RESILIENCE		DIRECT	DEPARTMENT OF THE INTERIOR (DOI)		15,000 15,000	
15.237 15.237 Total	RANGELAND RESOURCE MANAGEMENT		DIRECT	DEPARTMENT OF THE INTERIOR (DOI)		46,772 46,772	
15.637 15.637 Total	MIGRATORY BIRD JOINT VENTURES		PASS-THROUGH	PHEASANTS FOREVER, INC.	PCSR-FWS 2021-06	86,839 86,839	
15.669 15.669 Total	COOPERATIVE LANDSCAPE CONSERVATION		DIRECT	DEPARTMENT OF THE INTERIOR (DOI)		107,290 107,290	
15.904 15.904 Total	HISTORIC PRESERVATION FUND GRANTS-IN-AID		PASS-THROUGH	CALIFORNIA DEPARTMENT OF PARKS AND RECREATION	30242699	9,250 9,250	
15.922 15.922 Total	NATIVE AMERICAN GRAVES PROTECTION AND REPATRIATION ACT		DIRECT	DEPARTMENT OF THE INTERIOR (DOI)		1,764 1,764	
15.929 15.929 Total	SAVE AMERICA'S TREASURES		DIRECT	DEPARTMENT OF THE INTERIOR (DOI)		146,614 146,614	
15.933 15.933 Total	PRESERVATION OF JAPANESE AMERICAN CONFINEMENT SITES		DIRECT	DEPARTMENT OF THE INTERIOR (DOI)		113,956 113,956	
15.U01 15.U01 Total	FEDERAL CONTRACTS		DIRECT	DEPARTMENT OF THE INTERIOR (DOI)		15,790 15,790	
16.321 16.321 Total	ANTITERRORISM EMERGENCY RESERVE		PASS-THROUGH	MEDICAL UNIVERSITY OF SOUTH CAROLINA	A24-0137-S006	31,810 31,810	
16.575	CRIME VICTIM ASSISTANCE		PASS-THROUGH	CALIFORNIA GOVERNOR'S OFFICE OF EMERGENCY SERVICES	AT22 03 8556	161,347	
16.575	CRIME VICTIM ASSISTANCE		PASS-THROUGH	CALIFORNIA GOVERNOR'S OFFICE OF EMERGENCY SERVICES	AT22 03 8565	124,818	
16.575	CRIME VICTIM ASSISTANCE		PASS-THROUGH	CALIFORNIA GOVERNOR'S OFFICE OF EMERGENCY SERVICES	AT23 04 8565	147,928	
16.575	CRIME VICTIM ASSISTANCE		PASS-THROUGH	CALIFORNIA GOVERNOR'S OFFICE OF EMERGENCY SERVICES	KC22 01 8565	177,478	
16.575	CRIME VICTIM ASSISTANCE		PASS-THROUGH	CALIFORNIA GOVERNOR'S OFFICE OF EMERGENCY SERVICES	KC23 02 8565	24,349	
16.575	CRIME VICTIM ASSISTANCE		PASS-THROUGH	CALIFORNIA GOVERNOR'S OFFICE OF EMERGENCY SERVICES	RC22 38 8565	122,820	
16.575	CRIME VICTIM ASSISTANCE		PASS-THROUGH	CALIFORNIA GOVERNOR'S OFFICE OF EMERGENCY SERVICES	RC23 39 8565	533,200	
16.575	CRIME VICTIM ASSISTANCE		PASS-THROUGH	CALIFORNIA GOVERNOR'S OFFICE OF EMERGENCY SERVICES	XY22 02 8556	117,039	
16.575	CRIME VICTIM ASSISTANCE		PASS-THROUGH	COUNTY OF LOS ANGELES	RC6-2022	29,341	
16.575	CRIME VICTIM ASSISTANCE		PASS-THROUGH	COUNTY OF LOS ANGELES	XC21 2022 RC6	(3,037)	
16.575	CRIME VICTIM ASSISTANCE		PASS-THROUGH	COUNTY OF LOS ANGELES	XC23 RC06-20241	60,311	
16.575 Total						1,495,594	

University of California
Schedule of Expenditures of Federal Awards

For the Fiscal Year Ended June 30, 2024
(Expressed in Whole Dollars)

Assistance Listing Number	Federal Program Title	Additional Award Identification	Direct / Pass Through	Agency or Pass Through Entity	Pass Through No. or Other Identifier	Federal Expenditures	Funds Passed Through to Subrecipients
16.607	BULLETPROOF VEST PARTNERSHIP PROGRAM		PASS-THROUGH	CALIFORNIA GOVERNOR'S OFFICE OF EMERGENCY SERVICES	VE21 01 8557	2,639	
16.607	BULLETPROOF VEST PARTNERSHIP PROGRAM		PASS-THROUGH	CALIFORNIA GOVERNOR'S OFFICE OF EMERGENCY SERVICES	VE22 02 8557	1,125	
16.607 Total						3,764	
16.726	JUVENILE MENTORING PROGRAM		PASS-THROUGH	NATIONAL 4-H COUNCIL	Y21-5837	(21)	
16.726 Total						(21)	
16.742	PAUL COVERDELL FORENSIC SCIENCES IMPROVEMENT GRANT PROGRAM		PASS-THROUGH	CALIFORNIA GOVERNOR'S OFFICE OF EMERGENCY SERVICES	CQ22 04 8556	41,685	
16.742 Total						41,685	
16.812	SECOND CHANCE ACT REENTRY INITIATIVE		PASS-THROUGH	ALAMEDA COUNTY PROBATION DEPARTMENT	18853	(57,649)	
16.812 Total						(57,649)	
16.922	EQUITABLE SHARING PROGRAM		PASS-THROUGH	COALITION TO ABOLISH SLAVERY & TRAFFICKING	A136055	4,592	
16.922 Total						4,592	
16.U01	FEDERAL CONTRACTS		PASS-THROUGH	THE CONNIE RICE INSTITUTE FOR URBAN PEACE	15PBJA-22-GG-04706	20,452	
16.U01 Total						20,452	
16.U02	FEDERAL CONTRACTS		PASS-THROUGH	CALIFORNIA GOVERNOR'S OFFICE OF EMERGENCY SERVICES	RC18348565	(9,598)	
16.U02 Total						(9,598)	
17.289	COMMUNITY PROJECT FUNDING/CONGRESSIONALLY DIRECTED SPENDING		DIRECT	DEPARTMENT OF LABOR (DOL)		4,427	
17.289 Total						4,427	
17.401	INTERNATIONAL LABOR PROGRAMS		PASS-THROUGH	AMERICAN CENTER FOR INTERNATIONAL LABOR SOLIDARITY	20223804	34,475	
17.401 Total						34,475	
17.502	OCCUPATIONAL SAFETY AND HEALTH SUSAN HARWOOD TRAINING GRANTS		DIRECT	DEPARTMENT OF LABOR (DOL)		137,636	
17.502 Total						137,636	
19.009	ACADEMIC EXCHANGE PROGRAMS - UNDERGRADUATE PROGRAMS		PASS-THROUGH	INTERNATIONAL RESEARCH AND EXCHANGES BOARD, INC.	FY23-YALI-PM-UCD-07	112,333	
19.009	ACADEMIC EXCHANGE PROGRAMS - UNDERGRADUATE PROGRAMS		PASS-THROUGH	INTERNATIONAL RESEARCH AND EXCHANGES BOARD, INC.	FY24-YALI-PM-UCD-08	63,203	
19.009	ACADEMIC EXCHANGE PROGRAMS - UNDERGRADUATE PROGRAMS		PASS-THROUGH	WORLD LEARNING FOR INTERNATIONAL DEVELOPMENT	IDEAS21-UCEAP01	5,787	
19.009 Total						181,323	
19.010	ACADEMIC EXCHANGE PROGRAMS - HUBERT H. HUMPHREY FELLOWSHIP PROGRAM		PASS-THROUGH	INSTITUTE OF INTERNATIONAL EDUCATION, INC.	3000195400	(531)	
19.010	ACADEMIC EXCHANGE PROGRAMS - HUBERT H. HUMPHREY FELLOWSHIP PROGRAM		PASS-THROUGH	INSTITUTE OF INTERNATIONAL EDUCATION, INC.	S-ECAGD-22-CA-0009	4,734	
19.010	ACADEMIC EXCHANGE PROGRAMS - HUBERT H. HUMPHREY FELLOWSHIP PROGRAM		PASS-THROUGH	INSTITUTE OF INTERNATIONAL EDUCATION, INC.	TX2DAGQPENZ5	244,691	
19.010 Total						248,894	
19.401	ACADEMIC EXCHANGE PROGRAMS - SCHOLARS		PASS-THROUGH	INSTITUTE OF INTERNATIONAL EDUCATION, INC.	3000271990	1,357	
19.401 Total						1,357	

University of California
Schedule of Expenditures of Federal Awards

For the Fiscal Year Ended June 30, 2024
(Expressed in Whole Dollars)

Assistance Listing Number	Federal Program Title	Additional Award Identification	Direct / Pass Through	Agency or Pass Through Entity	Pass Through No. or Other Identifier	Federal Expenditures	Funds Passed Through to Subrecipients
19.402	PROFESSIONAL AND CULTURAL EXCHANGE PROGRAMS - INTERNATIONAL VISITOR LEADERSHIP PROGRAM		PASS-THROUGH	GLOBAL TIES U.S.	CPG-ECA23-036	113,159	
19.402	PROFESSIONAL AND CULTURAL EXCHANGE PROGRAMS - INTERNATIONAL VISITOR LEADERSHIP PROGRAM		PASS-THROUGH	GLOBAL TIES U.S.	CPG-FY22-033	1,989	
19.402 Total						115,148	
19.U01	FEDERAL CONTRACTS		DIRECT	DEPARTMENT OF STATE		196,331	
19.U01 Total						196,331	
19.U02	FEDERAL CONTRACTS		DIRECT	DEPARTMENT OF STATE		4,857	
19.U02 Total						4,857	
19.U03	FEDERAL CONTRACTS		PASS-THROUGH	INSTITUTE OF INTERNATIONAL EDUCATION, INC.	3000280348	1,618	
19.U03 Total						1,618	
19.U04	FEDERAL CONTRACTS		PASS-THROUGH	INSTITUTE OF INTERNATIONAL EDUCATION, INC.	3000280348	(2,308)	
19.U04 Total						(2,308)	
20.106	AIRPORT IMPROVEMENT PROGRAM		DIRECT	DEPARTMENT OF TRANSPORTATION (DOT)		2,310,794	
20.106 Total						2,310,794	
20.205	HIGHWAY PLANNING AND CONSTRUCTION		PASS-THROUGH	TEXAS A&M UNIVERSITY - COLLEGE STATION	M2101416	112,038	
20.205 Total						112,038	
20.215	HIGHWAY TRAINING AND EDUCATION		DIRECT	DEPARTMENT OF TRANSPORTATION (DOT)		212,039	
20.215 Total						212,039	
20.531	TECHNICAL ASSISTANCE AND WORKFORCE DEVELOPMENT		PASS-THROUGH	APPLIED PAVEMENT TECHNOLOGY, INC.	693JJ322F00317N	13,482	
20.531 Total						13,482	
21.027	CORONAVIRUS STATE AND LOCAL FISCAL RECOVERY FUNDS	COVID-19	PASS-THROUGH	CALIFORNIA GOVERNOR'S OFFICE OF PLANNING AND RESEARCH	CCSFRF015	3,450,478	661,757
21.027	CORONAVIRUS STATE AND LOCAL FISCAL RECOVERY FUNDS	COVID-19	PASS-THROUGH	CALIFORNIA VOLUNTEERS, OFFICE OF THE GOVERNOR	CCSFRF016	621,087	
21.027	CORONAVIRUS STATE AND LOCAL FISCAL RECOVERY FUNDS	COVID-19	PASS-THROUGH	CALIFORNIA VOLUNTEERS, OFFICE OF THE GOVERNOR	CCSFRF017:A3	1,564,539	
21.027	CORONAVIRUS STATE AND LOCAL FISCAL RECOVERY FUNDS	COVID-19	PASS-THROUGH	CALIFORNIA VOLUNTEERS, OFFICE OF THE GOVERNOR	CCSFRF019	1,357,590	
21.027	CORONAVIRUS STATE AND LOCAL FISCAL RECOVERY FUNDS	COVID-19	PASS-THROUGH	CITY OF LOS ANGELES ECONOMIC AND WORKFORCE DEVELOPMENT DEPAR	T7470	2,501	
21.027	CORONAVIRUS STATE AND LOCAL FISCAL RECOVERY FUNDS	COVID-19	PASS-THROUGH	CITY OF LOS ANGELES ECONOMIC AND WORKFORCE DEVELOPMENT DEPAR	T7471	2,675	
21.027	CORONAVIRUS STATE AND LOCAL FISCAL RECOVERY FUNDS	COVID-19	PASS-THROUGH	COUNTY OF ORANGE	SLFRP1607	42,140	
21.027	CORONAVIRUS STATE AND LOCAL FISCAL RECOVERY FUNDS	COVID-19	PASS-THROUGH	COUNTY OF SAN DIEGO	566097	1,273,734	
21.027 Total						8,314,744	661,757
21.U01	FEDERAL CONTRACTS		PASS-THROUGH	CALIFORNIA GOVERNOR'S OFFICE OF PLANNING AND RESEARCH	CCGF015	262,971	
21.U01 Total						262,971	
21.U02	FEDERAL CONTRACTS		PASS-THROUGH	CALIFORNIA GOVERNOR'S OFFICE OF PLANNING AND RESEARCH	CCGF015	180,999	180,999
21.U02 Total						180,999	180,999
21.U03	FEDERAL CONTRACTS		PASS-THROUGH	CALIFORNIA GOVERNOR'S OFFICE OF PLANNING AND RESEARCH	CCGF015	160,402	

University of California
Schedule of Expenditures of Federal Awards

For the Fiscal Year Ended June 30, 2024
(Expressed in Whole Dollars)

Assistance Listing Number	Federal Program Title	Additional Award Identification	Direct / Pass Through	Agency or Pass Through Entity	Pass Through No. or Other Identifier	Federal Expenditures	Funds Passed Through to Subrecipients
21.U03 Total						160,402	
21.U04	FEDERAL CONTRACTS		PASS-THROUGH	CALIFORNIA GOVERNOR'S OFFICE OF PLANNING AND RESEARCH	CCGF015	84,929	
21.U04 Total						84,929	
21.U05	FEDERAL CONTRACTS		PASS-THROUGH	CALIFORNIA GOVERNOR'S OFFICE OF PLANNING AND RESEARCH	CCGF015	63,997	
21.U05 Total						63,997	
21.U06	FEDERAL CONTRACTS		PASS-THROUGH	CALIFORNIA GOVERNOR'S OFFICE OF PLANNING AND RESEARCH	CCGF015	50,491	50,491
21.U06 Total						50,491	50,491
21.U07	FEDERAL CONTRACTS		PASS-THROUGH	CALIFORNIA GOVERNOR'S OFFICE OF PLANNING AND RESEARCH	CCGF015	9,362	
21.U07 Total						9,362	
21.U08	FEDERAL CONTRACTS		PASS-THROUGH	CALIFORNIA GOVERNOR'S OFFICE OF PLANNING AND RESEARCH	CCGF015	6,880	
21.U08 Total						6,880	
21.U09	FEDERAL CONTRACTS	COVID-19	PASS-THROUGH	COUNTY OF GLENN	Y22-6188	4,655	
21.U09 Total						4,655	
21.U10	FEDERAL CONTRACTS		PASS-THROUGH	CALIFORNIA GOVERNOR'S OFFICE OF PLANNING AND RESEARCH	CCGF015	1,772	
21.U10 Total						1,772	
21.U11	FEDERAL CONTRACTS		PASS-THROUGH	CALIFORNIA GOVERNOR'S OFFICE OF PLANNING AND RESEARCH	CCGF015	170	
21.U11 Total						170	
42.010	TEACHING WITH PRIMARY SOURCES		DIRECT	LIBRARY OF CONGRESS		54,175	
42.010 Total						54,175	
42.U01	FEDERAL CONTRACTS		DIRECT	LIBRARY OF CONGRESS		8,574	
42.U01 Total						8,574	
43.001	SCIENCE		DIRECT	NATIONAL AERONAUTICS AND SPACE ADMINISTRATION		11,241	
43.001 Total						11,241	
43.008	OFFICE OF STEM ENGAGEMENT (OSTEM)		DIRECT	NATIONAL AERONAUTICS AND SPACE ADMINISTRATION		11,557	
43.008	OFFICE OF STEM ENGAGEMENT (OSTEM)		PASS-THROUGH	CARTHAGE COLLEGE	FNL21 5 0	2,674	
43.008 Total						14,231	
43.009	SAFETY, SECURITY AND MISSION SERVICES		DIRECT	NATIONAL AERONAUTICS AND SPACE ADMINISTRATION		34,053	
43.009 Total						34,053	
45.024	PROMOTION OF THE ARTS GRANTS TO ORGANIZATIONS AND INDIVIDUALS		DIRECT	NATIONAL ENDOWMENT FOR THE HUMANITIES (NEH)		317,063	
45.024 Total						317,063	
45.129	PROMOTION OF THE HUMANITIES-FEDERAL/STATE PARTNERSHIP		DIRECT	NATIONAL ENDOWMENT FOR THE HUMANITIES (NEH)		(17,058)	

University of California
Schedule of Expenditures of Federal Awards

For the Fiscal Year Ended June 30, 2024
(Expressed in Whole Dollars)

Assistance Listing Number	Federal Program Title	Additional Award Identification	Direct / Pass Through	Agency or Pass Through Entity	Pass Through No. or Other Identifier	Federal Expenditures	Funds Passed Through to Subrecipients
45.129	PROMOTION OF THE HUMANITIES-FEDERAL/STATE PARTNERSHIP		PASS-THROUGH	CALIFORNIA HUMANITIES	HFAP21-100	6,804	
45.129	PROMOTION OF THE HUMANITIES-FEDERAL/STATE PARTNERSHIP		PASS-THROUGH	CALIFORNIA HUMANITIES	HFAP21-110	9,613	
45.129	PROMOTION OF THE HUMANITIES-FEDERAL/STATE PARTNERSHIP		PASS-THROUGH	CALIFORNIA HUMANITIES	HFAP22-123	19,034	
45.129	PROMOTION OF THE HUMANITIES-FEDERAL/STATE PARTNERSHIP		PASS-THROUGH	CALIFORNIA HUMANITIES	HFAQ22-311	2,280	
45.129	PROMOTION OF THE HUMANITIES-FEDERAL/STATE PARTNERSHIP		PASS-THROUGH	CALIFORNIA HUMANITIES	HFAQ22-333	333	
45.129	PROMOTION OF THE HUMANITIES-FEDERAL/STATE PARTNERSHIP		PASS-THROUGH	PHILADELPHIA AREA CENTER FOR HISTORY OF SCIENCE	CHSTM-5687131	20,000	
45.129 Total						41,006	
45.149	PROMOTION OF THE HUMANITIES DIVISION OF PRESERVATION AND ACCESS		DIRECT	NATIONAL ENDOWMENT FOR THE HUMANITIES (NEH)		723,501	
45.149 Total						723,501	
45.160	PROMOTION OF THE HUMANITIES FELLOWSHIPS AND STIPENDS		DIRECT	NATIONAL ENDOWMENT FOR THE HUMANITIES (NEH)		137,923	
45.160 Total						137,923	
45.162	PROMOTION OF THE HUMANITIES TEACHING AND LEARNING RESOURCES AND CURRICULUM DEVELOPMENT		DIRECT	NATIONAL ENDOWMENT FOR THE HUMANITIES (NEH)		130,976	
45.162 Total						130,976	
45.163	PROMOTION OF THE HUMANITIES PROFESSIONAL DEVELOPMENT		DIRECT	NATIONAL ENDOWMENT FOR THE HUMANITIES (NEH)		(8)	
45.163 Total						(8)	
45.164	PROMOTION OF THE HUMANITIES PUBLIC PROGRAMS		DIRECT	NATIONAL ENDOWMENT FOR THE HUMANITIES (NEH)		(517)	
45.164 Total						(517)	
45.169	PROMOTION OF THE HUMANITIES OFFICE OF DIGITAL HUMANITIES		DIRECT	NATIONAL ENDOWMENT FOR THE HUMANITIES (NEH)		330,041	
45.169 Total						330,041	
45.301	MUSEUMS FOR AMERICA		DIRECT	NATIONAL ENDOWMENT FOR THE HUMANITIES (NEH)		32,771	
45.301 Total						32,771	
45.312	NATIONAL LEADERSHIP GRANTS		DIRECT	NATIONAL ENDOWMENT FOR THE HUMANITIES (NEH)		439,410	106,492
45.312	NATIONAL LEADERSHIP GRANTS		PASS-THROUGH	DREXEL UNIVERSITY	Sub 950022	27,276	
45.312	NATIONAL LEADERSHIP GRANTS		PASS-THROUGH	GEORGE MASON UNIVERSITY	E2065491	22,445	
45.312	NATIONAL LEADERSHIP GRANTS		PASS-THROUGH	TEXAS AFTER VIOLENCE PROJECT	20214254:1	64,838	
45.312	NATIONAL LEADERSHIP GRANTS		PASS-THROUGH	UNIVERSITY OF NOTRE DAME DU LAC	sub lg-70-18-0082-18	(1,181)	
45.312	NATIONAL LEADERSHIP GRANTS		PASS-THROUGH	UNIVERSITY OF TEXAS AT AUSTIN	SUB UTA19-001174(170230239)	1,051	
45.312 Total						553,839	106,492
59.037	SMALL BUSINESS DEVELOPMENT CENTERS		DIRECT	SMALL BUSINESS ADMINISTRATION (SBA)		1,859,630	1,155,021
59.037	SMALL BUSINESS DEVELOPMENT CENTERS		PASS-THROUGH	CALIFORNIA STATE POLYTECHNIC UNIVERSITY, HUMBOLDT	SBDC 2021	1,670	
59.037	SMALL BUSINESS DEVELOPMENT CENTERS		PASS-THROUGH	CALIFORNIA STATE UNIVERSITY FULLERTON/CSU FULLERTON AUXILIAR	PREAWARD	189,656	
59.037	SMALL BUSINESS DEVELOPMENT CENTERS		PASS-THROUGH	CALIFORNIA STATE UNIVERSITY FULLERTON/CSU FULLERTON AUXILIAR	S-7983-UCR	167,817	
59.037 Total						2,218,773	1,155,021
59.075	SHUTTERED VENUE OPERATORS GRANT PROGRAM	COVID-19	DIRECT	SMALL BUSINESS ADMINISTRATION (SBA)		49,258	
59.075 Total						49,258	
64.U01	FEDERAL CONTRACTS		DIRECT	DEPARTMENT OF VETERANS ADMINISTRATION		106,919	
64.U01 Total						106,919	

University of California
Schedule of Expenditures of Federal Awards

For the Fiscal Year Ended June 30, 2024
(Expressed in Whole Dollars)

Assistance Listing Number	Federal Program Title	Additional Award Identification	Direct / Pass Through	Agency or Pass Through Entity	Pass Through No. or Other Identifier	Federal Expenditures	Funds Passed Through to Subrecipients
64.U02 64.U02 Total	FEDERAL CONTRACTS		DIRECT	DEPARTMENT OF VETERANS ADMINISTRATION		101,547 101,547	
64.U03 64.U03 Total	FEDERAL CONTRACTS		DIRECT	DEPARTMENT OF VETERANS ADMINISTRATION		100,530 100,530	
64.U04 64.U04 Total	FEDERAL CONTRACTS		DIRECT	DEPARTMENT OF VETERANS ADMINISTRATION		44,764 44,764	
64.U05 64.U05 Total	FEDERAL CONTRACTS		DIRECT	DEPARTMENT OF VETERANS ADMINISTRATION		43,204 43,204	
64.U06 64.U06 Total	FEDERAL CONTRACTS		PASS-THROUGH	NATIONAL KIDNEY FOUNDATION	A132475	42,731 42,731	
64.U07 64.U07 Total	FEDERAL CONTRACTS		DIRECT	DEPARTMENT OF VETERANS ADMINISTRATION		40,559 40,559	
64.U08 64.U08 Total	FEDERAL CONTRACTS		DIRECT	DEPARTMENT OF VETERANS ADMINISTRATION		38,483 38,483	
64.U09 64.U09 Total	FEDERAL CONTRACTS		DIRECT	DEPARTMENT OF VETERANS ADMINISTRATION		23,618 23,618	
64.U10 64.U10 Total	FEDERAL CONTRACTS		DIRECT	DEPARTMENT OF VETERANS ADMINISTRATION		18,142 18,142	
64.U11 64.U11 Total	FEDERAL CONTRACTS		DIRECT	DEPARTMENT OF VETERANS ADMINISTRATION		1,533 1,533	
64.U12 64.U12 Total	FEDERAL CONTRACTS		DIRECT	DEPARTMENT OF VETERANS ADMINISTRATION		(13,178) (13,178)	
66.203 66.203 Total	ENVIRONMENTAL FINANCE CENTER GRANTS		PASS-THROUGH	RURAL COMMUNITY ASSISTANCE PARTNERSHIP	20225444	118,825 118,825	
66.U01 66.U01 Total	FEDERAL CONTRACTS		DIRECT	ENVIRONMENTAL PROTECTION AGENCY (EPA)		4,378,110 4,378,110	2,069,270 2,069,270
66.U02 66.U02 Total	FEDERAL CONTRACTS		PASS-THROUGH	ICF, L.L.C.	A142100	182,022 182,022	
66.U03 66.U03 Total	FEDERAL CONTRACTS		DIRECT	ENVIRONMENTAL PROTECTION AGENCY (EPA)		133,407 133,407	90,201 90,201
66.U04 66.U04 Total	FEDERAL CONTRACTS		PASS-THROUGH	PUBLIC HEALTH INSTITUTE	A142888	16,423 16,423	
66.U05 66.U05 Total	FEDERAL CONTRACTS		DIRECT	ENVIRONMENTAL PROTECTION AGENCY (EPA)		1,050 1,050	
81.049 81.049 Total	OFFICE OF SCIENCE FINANCIAL ASSISTANCE PROGRAM		DIRECT	DEPARTMENT OF ENERGY (DOE)		37,556 37,556	

University of California
Schedule of Expenditures of Federal Awards

For the Fiscal Year Ended June 30, 2024
(Expressed in Whole Dollars)

Assistance Listing Number	Federal Program Title	Additional Award Identification	Direct / Pass Through	Agency or Pass Through Entity	Pass Through No. or Other Identifier	Federal Expenditures	Funds Passed Through to Subrecipients
81.136	LONG-TERM SURVEILLANCE AND MAINTENANCE		DIRECT	DEPARTMENT OF ENERGY (DOE)		158,785	
81.136 Total						158,785	
81.U01	FEDERAL CONTRACTS		DIRECT	DEPARTMENT OF ENERGY (DOE)		200,962	
81.U01 Total						200,962	
81.U02	FEDERAL CONTRACTS		DIRECT	DEPARTMENT OF ENERGY (DOE)		124,559	
81.U02 Total						124,559	
81.U03	FEDERAL CONTRACTS		DIRECT	DEPARTMENT OF ENERGY (DOE)		75,941	
81.U03 Total						75,941	
81.U04	FEDERAL CONTRACTS		DIRECT	DEPARTMENT OF ENERGY (DOE)		66,806	
81.U04 Total						66,806	
81.U05	FEDERAL CONTRACTS		DIRECT	DEPARTMENT OF ENERGY (DOE)		54,574	
81.U05 Total						54,574	
81.U06	FEDERAL CONTRACTS		DIRECT	DEPARTMENT OF ENERGY (DOE)		45,103	
81.U06 Total						45,103	
81.U07	FEDERAL CONTRACTS		DIRECT	DEPARTMENT OF ENERGY (DOE)		32,690	
81.U07 Total						32,690	
81.U08	FEDERAL CONTRACTS		PASS-THROUGH	NATIONAL TECHNOLOGY & ENGINEERING SOLUTIONS OF SANDIA, LLC	A137295	32,500	
81.U08 Total						32,500	
81.U09	FEDERAL CONTRACTS		PASS-THROUGH	KRELL INSTITUTE	A22-2659	20,746	
81.U09 Total						20,746	
81.U10	FEDERAL CONTRACTS		PASS-THROUGH	KRELL INSTITUTE	A24-1787	20,746	
81.U10 Total						20,746	
81.U11	FEDERAL CONTRACTS		PASS-THROUGH	JEFFERSON SCIENCE ASSOCIATES, LLC	24-D0531	17,945	
81.U11 Total						17,945	
81.U12	FEDERAL CONTRACTS		DIRECT	DEPARTMENT OF ENERGY (DOE)		16,404	
81.U12 Total						16,404	
81.U13	FEDERAL CONTRACTS		PASS-THROUGH	LAWRENCE LIVERMORE NATIONAL SECURITY, LLC	B658153	16,000	
81.U13 Total						16,000	
81.U14	FEDERAL CONTRACTS		DIRECT	DEPARTMENT OF ENERGY (DOE)		14,660	
81.U14 Total						14,660	
81.U15	FEDERAL CONTRACTS		PASS-THROUGH	LAWRENCE LIVERMORE NATIONAL SECURITY, LLC	B658153	14,000	
81.U15 Total						14,000	
81.U16	FEDERAL CONTRACTS		DIRECT	DEPARTMENT OF ENERGY (DOE)		11,498	
81.U16 Total						11,498	
81.U17	FEDERAL CONTRACTS		DIRECT	DEPARTMENT OF ENERGY (DOE)		8,308	
81.U17 Total						8,308	

University of California
Schedule of Expenditures of Federal Awards

For the Fiscal Year Ended June 30, 2024
(Expressed in Whole Dollars)

Assistance Listing Number	Federal Program Title	Additional Award Identification	Direct / Pass Through	Agency or Pass Through Entity	Pass Through No. or Other Identifier	Federal Expenditures	Funds Passed Through to Subrecipients
81.U18	FEDERAL CONTRACTS		DIRECT	DEPARTMENT OF ENERGY (DOE)		8,002	
81.U18 Total						8,002	
81.U19	FEDERAL CONTRACTS		DIRECT	DEPARTMENT OF ENERGY (DOE)		7,761	
81.U19 Total						7,761	
81.U20	FEDERAL CONTRACTS		PASS-THROUGH	LAWRENCE LIVERMORE NATIONAL SECURITY, LLC	B655862	7,448	
81.U20 Total						7,448	
81.U21	FEDERAL CONTRACTS		DIRECT	DEPARTMENT OF ENERGY (DOE)		5,048	
81.U21 Total						5,048	
81.U22	FEDERAL CONTRACTS		DIRECT	DEPARTMENT OF ENERGY (DOE)		4,493	
81.U22 Total						4,493	
81.U23	FEDERAL CONTRACTS		DIRECT	DEPARTMENT OF ENERGY (DOE)		4,443	
81.U23 Total						4,443	
81.U24	FEDERAL CONTRACTS		DIRECT	DEPARTMENT OF ENERGY (DOE)		3,742	
81.U24 Total						3,742	
81.U25	FEDERAL CONTRACTS		PASS-THROUGH	SLAC NATIONAL ACCELERATOR LABORATORY	229862:01	3,300	
81.U25 Total						3,300	
81.U26	FEDERAL CONTRACTS		DIRECT	DEPARTMENT OF ENERGY (DOE)		2,173	
81.U26 Total						2,173	
81.U27	FEDERAL CONTRACTS		PASS-THROUGH	LAWRENCE LIVERMORE NATIONAL SECURITY, LLC	B662643	1,747	
81.U27 Total						1,747	
81.U28	FEDERAL CONTRACTS		DIRECT	DEPARTMENT OF ENERGY (DOE)		521	
81.U28 Total						521	
81.U29	FEDERAL CONTRACTS		DIRECT	DEPARTMENT OF ENERGY (DOE)		341	
81.U29 Total						341	
81.U30	FEDERAL CONTRACTS		DIRECT	DEPARTMENT OF ENERGY (DOE)		13	
81.U30 Total						13	
81.U31	FEDERAL CONTRACTS		DIRECT	DEPARTMENT OF ENERGY (DOE)		60,265	
81.U31 Total						60,265	
84.015	NATIONAL RESOURCE CENTERS PROGRAM FOR FOREIGN LANGUAGE AND AREA STUDIES OR FOREIGN LANGUAGE AND INTERNATIONAL STUDIES PROGRAM AND FOREIGN LANGUAGE AND AREA STUDIES FELLOWSHIP PROGRAM		DIRECT	DEPARTMENT OF EDUCATION (ED)		1,738,785	8,315
84.015 Total						1,738,785	8,315
84.021	OVERSEAS PROGRAMS - GROUP PROJECTS ABROAD		DIRECT	DEPARTMENT OF EDUCATION (ED)		80,754	
84.021 Total						80,754	
84.031	HIGHER EDUCATION INSTITUTIONAL AID		DIRECT	DEPARTMENT OF EDUCATION (ED)		4,448,222	
84.031	HIGHER EDUCATION INSTITUTIONAL AID		PASS-THROUGH	SANTA MONICA COLLEGE	A172125SF4	226	

University of California
Schedule of Expenditures of Federal Awards

For the Fiscal Year Ended June 30, 2024
(Expressed in Whole Dollars)

Assistance Listing Number	Federal Program Title	Additional Award Identification	Direct / Pass Through	Agency or Pass Through Entity	Pass Through No. or Other Identifier	Federal Expenditures	Funds Passed Through to Subrecipients
84.031 Total						4,448,448	
84.116	FUND FOR THE IMPROVEMENT OF POSTSECONDARY EDUCATION		DIRECT	DEPARTMENT OF EDUCATION (ED)		97,980	
84.116 Total						97,980	
84.165	MAGNET SCHOOLS ASSISTANCE		DIRECT	DEPARTMENT OF EDUCATION (ED)		237,047	
84.165	MAGNET SCHOOLS ASSISTANCE		PASS-THROUGH	CAPITOL REGION EDUCATION COUNCIL	20221336:1	58,584	
84.165	MAGNET SCHOOLS ASSISTANCE		PASS-THROUGH	LEARN REGIONAL EDUCATIONAL SERVICE CENTER	20213582	52,368	
84.165	MAGNET SCHOOLS ASSISTANCE		PASS-THROUGH	LEARN REGIONAL EDUCATIONAL SERVICE CENTER	20224495	40,912	
84.165	MAGNET SCHOOLS ASSISTANCE		PASS-THROUGH	NAPA VALLEY UNIFIED SCHOOL DISTRICT	20214549:1	47,243	
84.165 Total						436,154	
84.200	GRADUATE ASSISTANCE IN AREAS OF NATIONAL NEED		DIRECT	DEPARTMENT OF EDUCATION (ED)		2,030,997	
84.200 Total						2,030,997	
84.215	INNOVATIVE APPROACHES TO LITERACY, FULL-SERVICE COMMUNITY SCHOOLS; AND PROMISE NEIGHBORHOODS		DIRECT	DEPARTMENT OF EDUCATION (ED)		430,122	224,628
84.215 Total						430,122	224,628
84.229	LANGUAGE RESOURCE CENTERS		DIRECT	DEPARTMENT OF EDUCATION (ED)		152,271	
84.229 Total						152,271	
84.287	TWENTY-FIRST CENTURY COMMUNITY LEARNING CENTERS		PASS-THROUGH	CALIFORNIA DEPARTMENT OF EDUCATION	19-14349-30010-2A	657,489	121,916
84.287	TWENTY-FIRST CENTURY COMMUNITY LEARNING CENTERS		PASS-THROUGH	CALIFORNIA DEPARTMENT OF EDUCATION	2022-25607-30010-00	409,084	
84.287	TWENTY-FIRST CENTURY COMMUNITY LEARNING CENTERS		PASS-THROUGH	LOS ANGELES UNIFIED SCHOOL DISTRICT	4400007308	1,054,608	
84.287	TWENTY-FIRST CENTURY COMMUNITY LEARNING CENTERS		PASS-THROUGH	LOS ANGELES UNIFIED SCHOOL DISTRICT	4400007308/7308-4.2	(29,595)	
84.287	TWENTY-FIRST CENTURY COMMUNITY LEARNING CENTERS		PASS-THROUGH	LOS ANGELES UNIFIED SCHOOL DISTRICT	7308-4.1	159,588	
84.287	TWENTY-FIRST CENTURY COMMUNITY LEARNING CENTERS		PASS-THROUGH	LOS ANGELES UNIFIED SCHOOL DISTRICT	7308-4.4	(288)	
84.287 Total						2,250,886	121,916
84.295	READY-TO-LEARN TELEVISION		PASS-THROUGH	PUBLIC BROADCASTING SERVICE	20213536	542,746	
84.295 Total						542,746	
84.334	GAINING EARLY AWARENESS AND READINESS FOR UNDERGRADUATE PROGRAMS		DIRECT	DEPARTMENT OF EDUCATION (ED)		10,666,616	
84.334 Total						10,666,616	
84.335	CHILD CARE ACCESS MEANS PARENTS IN SCHOOL		DIRECT	DEPARTMENT OF EDUCATION (ED)		1,968,176	
84.335 Total						1,968,176	
84.336	TEACHER QUALITY PARTNERSHIP GRANTS		DIRECT	DEPARTMENT OF EDUCATION (ED)		2,178,291	
84.336 Total						2,178,291	
84.365	ENGLISH LANGUAGE ACQUISITION STATE GRANTS		DIRECT	DEPARTMENT OF EDUCATION (ED)		4,062,458	342,305
84.365	ENGLISH LANGUAGE ACQUISITION STATE GRANTS		PASS-THROUGH	ARIZONA STATE UNIVERSITY	ASUB33	3,172	
84.365	ENGLISH LANGUAGE ACQUISITION STATE GRANTS		PASS-THROUGH	SANTA CLARA UNIVERSITY	EDU023-02	18,197	
84.365 Total						4,083,827	342,305
84.367	SUPPORTING EFFECTIVE INSTRUCTION STATE GRANTS		DIRECT	DEPARTMENT OF EDUCATION (ED)		2,082,826	20,000
84.367	SUPPORTING EFFECTIVE INSTRUCTION STATE GRANTS		PASS-THROUGH	CALIFORNIA DEPARTMENT OF EDUCATION	300000044202300	909,739	876,944
84.367	SUPPORTING EFFECTIVE INSTRUCTION STATE GRANTS		PASS-THROUGH	CALIFORNIA DEPARTMENT OF EDUCATION	300000053925536	1,026,917	983,135
84.367	SUPPORTING EFFECTIVE INSTRUCTION STATE GRANTS		PASS-THROUGH	CALIFORNIA DEPARTMENT OF EDUCATION	23-25607-30010-01	125,765	
84.367	SUPPORTING EFFECTIVE INSTRUCTION STATE GRANTS		PASS-THROUGH	CALIFORNIA DEPARTMENT OF EDUCATION	23-25607-30010-02	76,821	
84.367	SUPPORTING EFFECTIVE INSTRUCTION STATE GRANTS		PASS-THROUGH	CALIFORNIA DEPARTMENT OF EDUCATION	Sub ESSA23-CSP-UCSD	42,234	

University of California
Schedule of Expenditures of Federal Awards

For the Fiscal Year Ended June 30, 2024
(Expressed in Whole Dollars)

Assistance Listing Number	Federal Program Title	Additional Award Identification	Direct / Pass Through	Agency or Pass Through Entity	Pass Through No. or Other Identifier	Federal Expenditures	Funds Passed Through to Subrecipients
84.367	SUPPORTING EFFECTIVE INSTRUCTION STATE GRANTS		PASS-THROUGH	CALIFORNIA DEPARTMENT OF EDUCATION CURRICULUM AND INSTRUCTIO	ESSA22-CMP-UCSB	3,240	
84.367	SUPPORTING EFFECTIVE INSTRUCTION STATE GRANTS		PASS-THROUGH	CALIFORNIA DEPARTMENT OF EDUCATION CURRICULUM AND INSTRUCTIO	ESSA23-CMP-UCI	20,635	
84.367	SUPPORTING EFFECTIVE INSTRUCTION STATE GRANTS		PASS-THROUGH	CALIFORNIA DEPARTMENT OF EDUCATION CURRICULUM AND INSTRUCTIO	ESSA23-CMP-UCSB	20,656	
84.367	SUPPORTING EFFECTIVE INSTRUCTION STATE GRANTS		PASS-THROUGH	CALIFORNIA DEPARTMENT OF EDUCATION CURRICULUM AND INSTRUCTIO	ESSA23-CRLP-UCI	53,544	
84.367	SUPPORTING EFFECTIVE INSTRUCTION STATE GRANTS		PASS-THROUGH	CALIFORNIA DEPARTMENT OF EDUCATION CURRICULUM AND INSTRUCTIO	ESSA23-CRLP-UCSD	42,481	
84.367	SUPPORTING EFFECTIVE INSTRUCTION STATE GRANTS		PASS-THROUGH	CALIFORNIA DEPARTMENT OF EDUCATION CURRICULUM AND INSTRUCTIO	ESSA23-CSP-UCI	43,000	
84.367	SUPPORTING EFFECTIVE INSTRUCTION STATE GRANTS		PASS-THROUGH	CALIFORNIA DEPARTMENT OF EDUCATION CURRICULUM AND INSTRUCTIO	ESSA23-CSP-UCSB	42,755	
84.367	SUPPORTING EFFECTIVE INSTRUCTION STATE GRANTS		PASS-THROUGH	CALIFORNIA DEPARTMENT OF EDUCATION CURRICULUM AND INSTRUCTIO	Sub MCA ESSA23-CMP-UCSD	21,755	
84.367	SUPPORTING EFFECTIVE INSTRUCTION STATE GRANTS		PASS-THROUGH	CALIFORNIA SUBJECT MATTER PROJECT	ESSA22-CWP-UCI	3,077	
84.367	SUPPORTING EFFECTIVE INSTRUCTION STATE GRANTS		PASS-THROUGH	CHICO STATE ENTERPRISES	A20-0010-S003	163,806	
84.367	SUPPORTING EFFECTIVE INSTRUCTION STATE GRANTS		PASS-THROUGH	UNIVERSITY OF CALIFORNIA OFFICE OF THE PRESIDENT	CN220185	(2)	
84.367	SUPPORTING EFFECTIVE INSTRUCTION STATE GRANTS		PASS-THROUGH	UNIVERSITY OF CALIFORNIA OFFICE OF THE PRESIDENT	ESSA19-CWP-UCLA	313	
84.367	SUPPORTING EFFECTIVE INSTRUCTION STATE GRANTS		PASS-THROUGH	UNIVERSITY OF CALIFORNIA OFFICE OF THE PRESIDENT	ESSA22-CHSSP-SO	(1,374)	
84.367	SUPPORTING EFFECTIVE INSTRUCTION STATE GRANTS		PASS-THROUGH	UNIVERSITY OF CALIFORNIA OFFICE OF THE PRESIDENT	ESSA22-CHSSP-UCSC	(15,650)	
84.367	SUPPORTING EFFECTIVE INSTRUCTION STATE GRANTS		PASS-THROUGH	UNIVERSITY OF CALIFORNIA OFFICE OF THE PRESIDENT	ESSA22-CMP-UCSC	(18,177)	
84.367	SUPPORTING EFFECTIVE INSTRUCTION STATE GRANTS		PASS-THROUGH	UNIVERSITY OF CALIFORNIA OFFICE OF THE PRESIDENT	ESSA22-CRLP-UCB	4,258	
84.367	SUPPORTING EFFECTIVE INSTRUCTION STATE GRANTS		PASS-THROUGH	UNIVERSITY OF CALIFORNIA OFFICE OF THE PRESIDENT	ESSA22-CWP-UCB	3	
84.367	SUPPORTING EFFECTIVE INSTRUCTION STATE GRANTS		PASS-THROUGH	UNIVERSITY OF CALIFORNIA OFFICE OF THE PRESIDENT	ESSA22-CWP-UCSC	(24,527)	
84.367	SUPPORTING EFFECTIVE INSTRUCTION STATE GRANTS		PASS-THROUGH	UNIVERSITY OF CALIFORNIA OFFICE OF THE PRESIDENT	ESSA23-CHSSP-SO	164,795	
84.367	SUPPORTING EFFECTIVE INSTRUCTION STATE GRANTS		PASS-THROUGH	UNIVERSITY OF CALIFORNIA OFFICE OF THE PRESIDENT	ESSA23-CHSSP-UCB	45,000	
84.367	SUPPORTING EFFECTIVE INSTRUCTION STATE GRANTS		PASS-THROUGH	UNIVERSITY OF CALIFORNIA OFFICE OF THE PRESIDENT	ESSA23-CHSSP-UCSC	(94)	
84.367	SUPPORTING EFFECTIVE INSTRUCTION STATE GRANTS		PASS-THROUGH	UNIVERSITY OF CALIFORNIA OFFICE OF THE PRESIDENT	ESSA23-CMP-UCSC	21,070	
84.367	SUPPORTING EFFECTIVE INSTRUCTION STATE GRANTS		PASS-THROUGH	UNIVERSITY OF CALIFORNIA OFFICE OF THE PRESIDENT	ESSA23-CRLP-UCB	57,473	
84.367	SUPPORTING EFFECTIVE INSTRUCTION STATE GRANTS		PASS-THROUGH	UNIVERSITY OF CALIFORNIA OFFICE OF THE PRESIDENT	ESSA23-CWLP-UCB	32,000	
84.367	SUPPORTING EFFECTIVE INSTRUCTION STATE GRANTS		PASS-THROUGH	UNIVERSITY OF CALIFORNIA OFFICE OF THE PRESIDENT	ESSA23-CWP-UCB	39,088	
84.367	SUPPORTING EFFECTIVE INSTRUCTION STATE GRANTS		PASS-THROUGH	UNIVERSITY OF CALIFORNIA OFFICE OF THE PRESIDENT	ESSA23-CWP-UCD	36,673	
84.367	SUPPORTING EFFECTIVE INSTRUCTION STATE GRANTS		PASS-THROUGH	UNIVERSITY OF CALIFORNIA OFFICE OF THE PRESIDENT	ESSA23-CWP-UCSC	12,011	
84.367 Total						5,032,111	1,880,079
84.368	COMPETITIVE GRANTS FOR STATE ASSESSMENTS (FORMERLY GRANTS FOR ENHANCED ASSESSMENT INSTRUMENTS)		PASS-THROUGH	COUNCIL OF CHIEF STATE SCHOOL OFFICERS	20193963	78,599	
84.368	COMPETITIVE GRANTS FOR STATE ASSESSMENTS (FORMERLY GRANTS FOR ENHANCED ASSESSMENT INSTRUMENTS)		PASS-THROUGH	IOWA DEPARTMENT OF EDUCATION	S368A190007	1,041,884	
84.368 Total						1,120,483	
84.407	TRANSITION PROGRAMS FOR STUDENTS WITH INTELLECTUAL DISABILITIES INTO HIGHER EDUCATION		DIRECT	DEPARTMENT OF EDUCATION (ED)		497,157	
84.407 Total						497,157	
84.421	DISABILITY INNOVATION FUND		PASS-THROUGH	CALIFORNIA DEPARTMENT OF REHABILITATION	32304	79,285	
84.421 Total						79,285	
84.424	STUDENT SUPPORT AND ACADEMIC ENRICHMENT PROGRAM		PASS-THROUGH	LOS ANGELES COUNTY OFFICE OF EDUCATION	600125:22:23	(4,160)	
84.424 Total						(4,160)	

University of California
Schedule of Expenditures of Federal Awards

For the Fiscal Year Ended June 30, 2024
(Expressed in Whole Dollars)

Assistance Listing Number	Federal Program Title	Additional Award Identification	Direct / Pass Through	Agency or Pass Through Entity	Pass Through No. or Other Identifier	Federal Expenditures	Funds Passed Through to Subrecipients
84.425D	COVID-19 ELEMENARTY AND SECONDARY SCHOOL EMERGENCY RELIEF FUND (ESSER)	COVID-19	PASS-THROUGH	CALIFORNIA DEPARTMENT OF EDUCATION	000705300	8,100	
84.425D	COVID-19 ELEMENARTY AND SECONDARY SCHOOL EMERGENCY RELIEF FUND (ESSER)	COVID-19	PASS-THROUGH	CALIFORNIA DEPARTMENT OF EDUCATION	21CSMP-ESSER-CMP	660	
84.425D	COVID-19 ELEMENARTY AND SECONDARY SCHOOL EMERGENCY RELIEF FUND (ESSER)	COVID-19	PASS-THROUGH	CALIFORNIA DEPARTMENT OF EDUCATION	MC2265	(9,193)	
84.425D	COVID-19 ELEMENARTY AND SECONDARY SCHOOL EMERGENCY RELIEF FUND (ESSER)	COVID-19	PASS-THROUGH	CALIFORNIA DEPARTMENT OF EDUCATION	S-001572	(786)	
84.425D Total						(1,219)	
84.425E	COVID-19 HIGHER EDUCATION EMERGENCY RELIEF FUND (HEERF) STUDENT AID PORTION	COVID-19	DIRECT	DEPARTMENT OF EDUCATION (ED)		(63,297)	
84.425E Total						(63,297)	
84.425F	COVID-19 HIGHER EDUCATION EMERGENCY RELIEF FUND (HEERF) INSTITUTIONAL AID PORTION	COVID-19	DIRECT	DEPARTMENT OF EDUCATION (ED)		5,786	
84.425F Total						5,786	
84.425L	COVID-19 HIGHER EDUCATION EMERGENCY RELIEF FUND (HEERF) MINORITY SERVING INSTITUTIONS	COVID-19	DIRECT	DEPARTMENT OF EDUCATION (ED)		1,080,231	
84.425L Total						1,080,231	
84.425S	COVID-19 HEERF SUPPLEMENTAL ASSISTANCE TO INSTITUTIONS HIGHER EDUCATION (SAIHE) PROGRAM	COVID-19	DIRECT	DEPARTMENT OF EDUCATION (ED)		(6,391)	
84.425S Total						(6,391)	
84.425U	COVID-19 AMERICAN RESCUE PLAN ELEMENTARY AND SECONDARY SCHOOL EMERGENCY RELIEF FUND (ARP ESSER)	COVID-19	PASS-THROUGH	CALIFORNIA DEPARTMENT OF EDUCATION	221565230010ES	109,761	62,405
84.425U Total						109,761	62,405
84.U01	FEDERAL CONTRACTS		PASS-THROUGH	LOS ANGELES COUNTY OFFICE OF EDUCATION	601448:23:24	650,901	
84.U01 Total						650,901	
84.U02	FEDERAL CONTRACTS		PASS-THROUGH	WESTED	A143433	1,101	
84.U02 Total						1,101	
84.U03	FEDERAL CONTRACTS		DIRECT	DEPARTMENT OF EDUCATION (ED)		(11,028)	
84.U03 Total						(11,028)	
84.U04	FEDERAL CONTRACTS		PASS-THROUGH	LOS ANGELES UNIFIED SCHOOL DISTRICT	4400009489	(17,062)	
84.U04 Total						(17,062)	
89.003	NATIONAL HISTORICAL PUBLICATIONS AND RECORDS GRANTS		DIRECT	NATIONAL ARCHIVES AND RECORDS ADMINISTRATION		29,007	
89.003 Total						29,007	
93.048	SPECIAL PROGRAMS FOR THE AGING, TITLE IV, AND TITLE II, DISCRETIONARY PROJECTS		PASS-THROUGH	ASSOCIATION OF UNIVERSITY CENTERS ON DISABILITIES INCORPORAT	04-8842-24	46,393	
93.048	SPECIAL PROGRAMS FOR THE AGING, TITLE IV, AND TITLE II, DISCRETIONARY PROJECTS		PASS-THROUGH	ASSOCIATION OF UNIVERSITY CENTERS ON DISABILITIES INCORPORAT	05-8842-24	106,465	
93.048 Total						152,858	
93.052	NATIONAL FAMILY CAREGIVER SUPPORT, TITLE III, PART E		DIRECT	DEPARTMENT OF HEALTH AND HUMAN SERVICES (HHS)		224,620	4,725
93.052 Total						224,620	4,725

University of California
Schedule of Expenditures of Federal Awards

For the Fiscal Year Ended June 30, 2024
(Expressed in Whole Dollars)

Assistance Listing Number	Federal Program Title	Additional Award Identification	Direct / Pass Through	Agency or Pass Through Entity	Pass Through No. or Other Identifier	Federal Expenditures	Funds Passed Through to Subrecipients
93.059	TRAINING IN GENERAL, PEDIATRIC, AND PUBLIC HEALTH DENTISTRY		DIRECT	DEPARTMENT OF HEALTH AND HUMAN SERVICES (HHS)		1,576,113	116,577
93.059 Total						1,576,113	116,577
93.067	GLOBAL AIDS		DIRECT	DEPARTMENT OF HEALTH AND HUMAN SERVICES (HHS)		19,098,031	3,966,644
93.067	GLOBAL AIDS		PASS-THROUGH	COLUMBIA UNIVERSITY	A126704	13,297	
				HAITIAN CENTER FOR THE STRENGTHENING OF THE HEALTH			
93.067	GLOBAL AIDS		PASS-THROUGH	SYSTEM	A136119	661,184	
93.067	GLOBAL AIDS		PASS-THROUGH	MAKERERE UNIVERSITY	A135941	358,137	
93.067	GLOBAL AIDS		PASS-THROUGH	UNIVERSITY OF WASHINGTON	UWSC13491:3	206,435	
93.067 Total						20,337,084	3,966,644
93.074	HOSPITAL PREPAREDNESS PROGRAM (HPP) AND PUBLIC HEALTH EMERGENCY PREPAREDNESS (PHEP) ALIGNED COOPERATIVE AGREEMENTS		PASS-THROUGH	CALIFORNIA DEPARTMENT OF PUBLIC HEALTH	18-10040	26,129	
93.074	HOSPITAL PREPAREDNESS PROGRAM (HPP) AND PUBLIC HEALTH EMERGENCY PREPAREDNESS (PHEP) ALIGNED COOPERATIVE AGREEMENTS		PASS-THROUGH	COUNTY OF LOS ANGELES	H-705761:3	85,364	
93.074	HOSPITAL PREPAREDNESS PROGRAM (HPP) AND PUBLIC HEALTH EMERGENCY PREPAREDNESS (PHEP) ALIGNED COOPERATIVE AGREEMENTS		PASS-THROUGH	LOS ANGELES COUNTY DEPARTMENT OF HEALTH SERVICES	H-707439:1	21,893	
93.074 Total						133,386	
93.107	AREA HEALTH EDUCATION CENTERS		DIRECT	DEPARTMENT OF HEALTH AND HUMAN SERVICES (HHS)		2,250,611	1,709,343
93.107 Total						2,250,611	1,709,343
93.110	MATERNAL AND CHILD HEALTH FEDERAL CONSOLIDATED PROGRAMS		DIRECT	DEPARTMENT OF HEALTH AND HUMAN SERVICES (HHS)		5,344,383	661,879
93.110	MATERNAL AND CHILD HEALTH FEDERAL CONSOLIDATED PROGRAMS		PASS-THROUGH	CENTER FOR COMPREHENSIVE CARE & DIAGNOSIS OF INHERITED BLOOD	A139586	43,670	
93.110	MATERNAL AND CHILD HEALTH FEDERAL CONSOLIDATED PROGRAMS		PASS-THROUGH	CENTER FOR COMPREHENSIVE CARE & DIAGNOSIS OF INHERITED BLOOD	CIBDIX2012HRSA	34,736	
93.110	MATERNAL AND CHILD HEALTH FEDERAL CONSOLIDATED PROGRAMS		PASS-THROUGH	HHT FOUNDATION INTERNATIONAL, INC.	20234827:1	29,648	
93.110	MATERNAL AND CHILD HEALTH FEDERAL CONSOLIDATED PROGRAMS		PASS-THROUGH	IMMUNE DEFICIENCY FOUNDATION	A136216	219,503	116,770
93.110	MATERNAL AND CHILD HEALTH FEDERAL CONSOLIDATED PROGRAMS		PASS-THROUGH	UNIVERSITY OF COLORADO SYSTEM	FY22.609.005_AMD5	(2,556)	
93.110 Total						5,669,384	778,649
93.117	PREVENTIVE MEDICINE RESIDENCY		DIRECT	DEPARTMENT OF HEALTH AND HUMAN SERVICES (HHS)		1,172,183	
93.117 Total						1,172,183	
93.127	EMERGENCY MEDICAL SERVICES FOR CHILDREN		DIRECT	DEPARTMENT OF HEALTH AND HUMAN SERVICES (HHS)		243,006	191,916
93.127 Total						243,006	191,916
93.129	TECHNICAL AND NON-FINANCIAL ASSISTANCE TO HEALTH CENTERS		PASS-THROUGH	COMMUNITY HEALTH CENTER, INC	A138814	(26)	
93.129	TECHNICAL AND NON-FINANCIAL ASSISTANCE TO HEALTH CENTERS		PASS-THROUGH	COMMUNITY HEALTH CENTER, INC	A143308	9,931	
93.129 Total						9,905	
93.137	COMMUNITY PROGRAMS TO IMPROVE MINORITY HEALTH GRANT PROGRAM		DIRECT	DEPARTMENT OF HEALTH AND HUMAN SERVICES (HHS)		903,829	95,234

University of California
Schedule of Expenditures of Federal Awards

For the Fiscal Year Ended June 30, 2024
(Expressed in Whole Dollars)

Assistance Listing Number	Federal Program Title	Additional Award Identification	Direct / Pass Through	Agency or Pass Through Entity	Pass Through No. or Other Identifier	Federal Expenditures	Funds Passed Through to Subrecipients
93.137	COMMUNITY PROGRAMS TO IMPROVE MINORITY HEALTH GRANT PROGRAM		PASS-THROUGH	MOMENTUM PARK	1045.0101	9,183	
93.137	COMMUNITY PROGRAMS TO IMPROVE MINORITY HEALTH GRANT PROGRAM		PASS-THROUGH	THE AMELIA ANN ADAMS WHOLE LIFE CENTER	OASH01	40,769	
93.137 Total						953,781	95,234
93.145	HIV-RELATED TRAINING AND TECHNICAL ASSISTANCE		DIRECT	DEPARTMENT OF HEALTH AND HUMAN SERVICES (HHS)		7,155,766	707,864
93.145	HIV-RELATED TRAINING AND TECHNICAL ASSISTANCE		PASS-THROUGH	RUTGERS, THE STATE UNIVERSITY OF NEW JERSEY	A133797	277,041	
93.145 Total						7,432,807	707,864
93.157	CENTERS OF EXCELLENCE		DIRECT	DEPARTMENT OF HEALTH AND HUMAN SERVICES (HHS)		1,561,393	15,235
93.157	CENTERS OF EXCELLENCE		PASS-THROUGH	OREGON HEALTH & SCIENCE UNIVERSITY	1021608 UCDAVIS	(2,756)	
93.157 Total						1,558,637	15,235
93.161	HEALTH PROGRAM FOR TOXIC SUBSTANCES AND DISEASE REGISTRY		PASS-THROUGH	AMERICAN ACADEMY OF PEDIATRICS	A134923	640,163	
93.161	HEALTH PROGRAM FOR TOXIC SUBSTANCES AND DISEASE REGISTRY		PASS-THROUGH	AZUSA PACIFIC UNIVERSITY	1 D40HP45673-01-00-S	63,014	
93.161 Total						703,177	
93.178	NURSING WORKFORCE DIVERSITY		DIRECT	DEPARTMENT OF HEALTH AND HUMAN SERVICES (HHS)		127,189	122,040
93.178 Total						127,189	122,040
93.191	GRADUATE PSYCHOLOGY EDUCATION		DIRECT	DEPARTMENT OF HEALTH AND HUMAN SERVICES (HHS)		954,012	
93.191 Total						954,012	
93.197	CHILDHOOD LEAD POISONING PREVENTION PROJECTS, STATE AND LOCAL CHILDHOOD LEAD POISONING PREVENTION AND SURVEILLANCE OF BLOOD LEAD LEVELS IN CHILDREN		PASS-THROUGH	MICHIGAN STATE UNIVERSITY	A140552	9,548	
93.197 Total						9,548	
93.217	FAMILY PLANNING-SERVICES		PASS-THROUGH	ESSENTIAL ACCESS HEALTH	1324-5320-2456-200-2	164,966	
93.217 Total						164,966	
93.241	STATE RURAL HOSPITAL FLEXIBILITY PROGRAM		PASS-THROUGH	NATIONAL ASSOCIATION OF CHRONIC DISEASE DIRECTORS	210380	4,174	
93.241 Total						4,174	
93.243	SUBSTANCE ABUSE AND MENTAL HEALTH SERVICES PROJECTS OF REGIONAL AND NATIONAL SIGNIFICANCE		DIRECT	DEPARTMENT OF HEALTH AND HUMAN SERVICES (HHS)		14,050,552	4,526,553
93.243	SUBSTANCE ABUSE AND MENTAL HEALTH SERVICES PROJECTS OF REGIONAL AND NATIONAL SIGNIFICANCE		PASS-THROUGH	CALIFORNIA ACADEMY OF FAMILY PHYSICIANS FOUNDATION	A23-3322	8,751	
93.243	SUBSTANCE ABUSE AND MENTAL HEALTH SERVICES PROJECTS OF REGIONAL AND NATIONAL SIGNIFICANCE		PASS-THROUGH	COUNTY OF SACRAMENTO	7202400-23/27-236	394,513	
93.243	SUBSTANCE ABUSE AND MENTAL HEALTH SERVICES PROJECTS OF REGIONAL AND NATIONAL SIGNIFICANCE		PASS-THROUGH	INTERNATIONAL RESCUE COMMITTEE, INC	A139543	14,126	
93.243	SUBSTANCE ABUSE AND MENTAL HEALTH SERVICES PROJECTS OF REGIONAL AND NATIONAL SIGNIFICANCE		PASS-THROUGH	ST. JOSEPH CENTER	UCLA-5H79TI080567-05	(331)	
93.243	SUBSTANCE ABUSE AND MENTAL HEALTH SERVICES PROJECTS OF REGIONAL AND NATIONAL SIGNIFICANCE		PASS-THROUGH	UNIVERSITY OF MARYLAND, BALTIMORE COUNTY	HHS00095-01	9,522	
93.243	SUBSTANCE ABUSE AND MENTAL HEALTH SERVICES PROJECTS OF REGIONAL AND NATIONAL SIGNIFICANCE		PASS-THROUGH	UNIVERSITY OF MISSOURI	00127402/00085802:1	703,935	
93.243	SUBSTANCE ABUSE AND MENTAL HEALTH SERVICES PROJECTS OF REGIONAL AND NATIONAL SIGNIFICANCE		PASS-THROUGH	UNIVERSITY OF NEVADA, RENO	UNR-24-53	66,997	

University of California
Schedule of Expenditures of Federal Awards

For the Fiscal Year Ended June 30, 2024
(Expressed in Whole Dollars)

Assistance Listing Number	Federal Program Title	Additional Award Identification	Direct / Pass Through	Agency or Pass Through Entity	Pass Through No. or Other Identifier	Federal Expenditures	Funds Passed Through to Subrecipients
93.243	SUBSTANCE ABUSE AND MENTAL HEALTH SERVICES PROJECTS OF REGIONAL AND NATIONAL SIGNIFICANCE		PASS-THROUGH	UNIVERSITY OF UTAH	10060611-01-UCLA:1	59,401	
93.243	SUBSTANCE ABUSE AND MENTAL HEALTH SERVICES PROJECTS OF REGIONAL AND NATIONAL SIGNIFICANCE		PASS-THROUGH	UNIVERSITY OF WISCONSIN-MADISON	0000001571:2	10,249	
93.243 Total						15,317,715	4,526,553
93.247	ADVANCED NURSING EDUCATION WORKFORCE GRANT PROGRAM		DIRECT	DEPARTMENT OF HEALTH AND HUMAN SERVICES (HHS)		1,271,477	
93.247	ADVANCED NURSING EDUCATION WORKFORCE GRANT PROGRAM		PASS-THROUGH	PETALUMA HEALTH CENTER	A136855	5,576	
93.247 Total						1,277,053	
93.253	POISON CENTER SUPPORT AND ENHANCEMENT GRANT		DIRECT	DEPARTMENT OF HEALTH AND HUMAN SERVICES (HHS)		3,023,251	
93.253 Total						3,023,251	
93.262	OCCUPATIONAL SAFETY AND HEALTH PROGRAM		DIRECT	DEPARTMENT OF HEALTH AND HUMAN SERVICES (HHS)		517,028	
93.262 Total						517,028	
93.266	HEALTH SYSTEMS STRENGTHENING AND HIV/AIDS PREVENTION, CARE AND TREATMENT UNDER THE PRESIDENT'S EMERGENCY PLAN FOR AIDS RELIEF		PASS-THROUGH	JHPIEGO	A140023	82,811	
93.266 Total						82,811	
93.268	IMMUNIZATION COOPERATIVE AGREEMENTS		PASS-THROUGH	CALIFORNIA DEPARTMENT OF PUBLIC HEALTH	A130985	(10,808)	
93.268	IMMUNIZATION COOPERATIVE AGREEMENTS		PASS-THROUGH	CALIFORNIA DEPARTMENT OF PUBLIC HEALTH	A141555	21,662,383	
93.268 Total						21,651,575	
93.283	CENTERS FOR DISEASE CONTROL AND PREVENTION INVESTIGATIONS AND TECHNICAL ASSISTANCE		DIRECT	DEPARTMENT OF HEALTH AND HUMAN SERVICES (HHS)		16,838	
93.283	CENTERS FOR DISEASE CONTROL AND PREVENTION INVESTIGATIONS AND TECHNICAL ASSISTANCE	COVID-19	PASS-THROUGH	UNIVERSITY OF FLORIDA	NU21IP000597	282,079	55,947
93.283 Total						298,917	55,947
93.297	TEENAGE PREGNANCY PREVENTION PROGRAM		DIRECT	DEPARTMENT OF HEALTH AND HUMAN SERVICES (HHS)		1,122,760	792,843
93.297 Total						1,122,760	792,843
93.300	NATIONAL CENTER FOR HEALTH WORKFORCE ANALYSIS		DIRECT	DEPARTMENT OF HEALTH AND HUMAN SERVICES (HHS)		614,253	150,749
93.300	NATIONAL CENTER FOR HEALTH WORKFORCE ANALYSIS		PASS-THROUGH	HEALTH RESEARCH, INC.	A140657	141,430	
93.300 Total						755,683	150,749
93.318	PROTECTING AND IMPROVING HEALTH GLOBALLY: BUILDING AND STRENGTHENING PUBLIC HEALTH IMPACT, SYSTEMS, CAPACITY AND SECURITY		DIRECT	DEPARTMENT OF HEALTH AND HUMAN SERVICES (HHS)		2,239,006	62,006
93.318 Total						2,239,006	62,006
93.323	EPIDEMIOLOGY AND LABORATORY CAPACITY FOR INFECTIOUS DISEASES (ELC)		PASS-THROUGH	HELUNA HEALTH	6NU50CK000539-05	440,522	
93.323	EPIDEMIOLOGY AND LABORATORY CAPACITY FOR INFECTIOUS DISEASES (ELC)		PASS-THROUGH	HELUNA HEALTH	A138959	82,358	
93.323	EPIDEMIOLOGY AND LABORATORY CAPACITY FOR INFECTIOUS DISEASES (ELC)		PASS-THROUGH	HELUNA HEALTH	NU50CK000539	36,173	
93.323 Total						559,053	
93.345	LEADING EDGE ACCELERATION PROJECTS (LEAP) IN HEALTH INFORMATION TECHNOLOGY		PASS-THROUGH	THE CHILDREN'S HOSPITAL CORPORATION	GENFD0002444458	39,821	
93.345 Total						39,821	

University of California
Schedule of Expenditures of Federal Awards

For the Fiscal Year Ended June 30, 2024
(Expressed in Whole Dollars)

Assistance Listing Number	Federal Program Title	Additional Award Identification	Direct / Pass Through	Agency or Pass Through Entity	Pass Through No. or Other Identifier	Federal Expenditures	Funds Passed Through to Subrecipients
93.355 93.355 Total	CERTIFIED HEALTH IT SURVEILLANCE CAPACITY AND INFRASTRUCTURE IMPROVEMENT COOPERATIVE AGREEMENT PROGRAM		DIRECT	DEPARTMENT OF HEALTH AND HUMAN SERVICES (HHS)		1,274,391 1,274,391	114,311 114,311
93.358 93.358 Total	ADVANCED EDUCATION NURSING TRAINEESHIPS		DIRECT	DEPARTMENT OF HEALTH AND HUMAN SERVICES (HHS)		76 76	
93.359 93.359 Total	NURSE EDUCATION, PRACTICE QUALITY AND RETENTION GRANTS		DIRECT	DEPARTMENT OF HEALTH AND HUMAN SERVICES (HHS)		1,004,402 1,004,402	
93.365	SICKLE CELL TREATMENT DEMONSTRATION PROGRAM		PASS-THROUGH	CENTER FOR COMPREHENSIVE CARE & DIAGNOSIS OF INHERITED BLOOD	A138163	179,887	
93.365	SICKLE CELL TREATMENT DEMONSTRATION PROGRAM		PASS-THROUGH	CENTER FOR COMPREHENSIVE CARE & DIAGNOSIS OF INHERITED BLOOD	A140640	1,213	
93.365	SICKLE CELL TREATMENT DEMONSTRATION PROGRAM		PASS-THROUGH	CENTER FOR COMPREHENSIVE CARE & DIAGNOSIS OF INHERITED BLOOD	A142787	44,385	
93.365 93.365 Total	SICKLE CELL TREATMENT DEMONSTRATION PROGRAM		PASS-THROUGH	CENTER FOR COMPREHENSIVE CARE & DIAGNOSIS OF INHERITED BLOOD	CIBDIX2021HRSA-UCD-0	61,855 287,340	
93.391 93.391 Total	ACTIVITIES TO SUPPORT STATE, TRIBAL, LOCAL AND TERRITORIAL (STLT) HEALTH DEPARTMENT RESPONSE TO PUBLIC HEALTH OR HEALTHCARE CRISES		PASS-THROUGH	SAN FRANCISCO DEPARTMENT OF PUBLIC HEALTH	A138216	488,363 488,363	6,934 6,934
93.421	STRENGTHENING PUBLIC HEALTH SYSTEMS AND SERVICES THROUGH NATIONAL PARTNERSHIPS TO IMPROVE AND PROTECT THE NATION'S HEALTH		DIRECT	DEPARTMENT OF HEALTH AND HUMAN SERVICES (HHS)		416,180	
93.421	STRENGTHENING PUBLIC HEALTH SYSTEMS AND SERVICES THROUGH NATIONAL PARTNERSHIPS TO IMPROVE AND PROTECT THE NATION'S HEALTH		PASS-THROUGH	ASIAN & PACIFIC ISLANDER AMERICAN HEALTH FORUM	A137989	(3)	
93.421	STRENGTHENING PUBLIC HEALTH SYSTEMS AND SERVICES THROUGH NATIONAL PARTNERSHIPS TO IMPROVE AND PROTECT THE NATION'S HEALTH		PASS-THROUGH	NATIONAL ASSOCIATION OF CHRONIC DISEASE DIRECTORS	210379	3,082	
93.421	STRENGTHENING PUBLIC HEALTH SYSTEMS AND SERVICES THROUGH NATIONAL PARTNERSHIPS TO IMPROVE AND PROTECT THE NATION'S HEALTH		PASS-THROUGH	NATIONAL ASSOCIATION OF CHRONIC DISEASE DIRECTORS	Sub 220381 (NU38OT000286)	6,289	
93.421	STRENGTHENING PUBLIC HEALTH SYSTEMS AND SERVICES THROUGH NATIONAL PARTNERSHIPS TO IMPROVE AND PROTECT THE NATION'S HEALTH		PASS-THROUGH	NATIONAL ASSOCIATION OF COUNTY AND CITY HEALTH OFFICIALS	2022-112802	64,334	
93.421 93.421 Total	STRENGTHENING PUBLIC HEALTH SYSTEMS AND SERVICES THROUGH NATIONAL PARTNERSHIPS TO IMPROVE AND PROTECT THE NATION'S HEALTH		PASS-THROUGH	PUBLIC HEALTH INSTITUTE	05784-AR70699	587 490,469	
93.434 93.434 Total	EVERY STUDENT SUCCEEDS ACT/PRESCHOOL DEVELOPMENT GRANTS		PASS-THROUGH	STATE OF NEW MEXICO	20242663	64,876 64,876	
93.439 93.439 Total	STATE PHYSICAL ACTIVITY AND NUTRITION (SPAN)		PASS-THROUGH	CALIFORNIA DEPARTMENT OF PUBLIC HEALTH	19-10398	37,459 37,459	

University of California
Schedule of Expenditures of Federal Awards

For the Fiscal Year Ended June 30, 2024
(Expressed in Whole Dollars)

Assistance Listing Number	Federal Program Title	Additional Award Identification	Direct / Pass Through	Agency or Pass Through Entity	Pass Through No. or Other Identifier	Federal Expenditures	Funds Passed Through to Subrecipients
93.456	CDC UNDERGRADUATE PUBLIC HEALTH SCHOLARS PROGRAM (CUPS): A PUBLIC HEALTH EXPERIENCE TO EXPOSE UNDERGRADUATES INTERESTED IN MINORITY HEALTH TO PUBLIC HEALTH AND THE PUBLIC HEALTH PROFESSIONS		DIRECT	DEPARTMENT OF HEALTH AND HUMAN SERVICES (HHS)		680,421	
93.456	CDC UNDERGRADUATE PUBLIC HEALTH SCHOLARS PROGRAM (CUPS): A PUBLIC HEALTH EXPERIENCE TO EXPOSE UNDERGRADUATES INTERESTED IN MINORITY HEALTH TO PUBLIC HEALTH AND THE PUBLIC HEALTH PROFESSIONS		PASS-THROUGH	KENNEDY KRIEGER INSTITUTE	NU50CD300866	46,550	
93.456 Total						726,971	
93.493	CONGRESSIONAL DIRECTIVES		DIRECT	DEPARTMENT OF HEALTH AND HUMAN SERVICES (HHS)		983,890	
93.493 Total						983,890	
93.498	PROVIDER RELIEF FUND AND AMERICAN RESCUE PLAN (ARP) RURAL DISTRIBUTION	COVID-19	DIRECT	DEPARTMENT OF HEALTH AND HUMAN SERVICES (HHS)		68,502,720	
93.498 Total						68,502,720	
93.516	PUBLIC HEALTH TRAINING CENTERS PROGRAM		DIRECT	DEPARTMENT OF HEALTH AND HUMAN SERVICES (HHS)		2,259,516	30,000
93.516 Total						2,259,516	30,000
93.526	GRANTS FOR CAPITAL DEVELOPMENT IN HEALTH CENTERS		DIRECT	DEPARTMENT OF HEALTH AND HUMAN SERVICES (HHS)		182,962	
93.526 Total						182,962	
93.556	PROMOTING SAFE AND STABLE FAMILIES		PASS-THROUGH	CALIFORNIA DEPARTMENT OF SOCIAL SERVICES	22-3014	4,468,378	
93.556	PROMOTING SAFE AND STABLE FAMILIES		PASS-THROUGH	LOS ANGELES COUNTY DEPARTMENT OF CHILDREN AND FAMILY SERVICE	20-01-05:2	419,500	
93.556 Total						4,887,878	
93.563	CHILD SUPPORT ENFORCEMENT		PASS-THROUGH	COUNTY OF FRESNO	BH GENT-2023-08	26,679	
93.563 Total						26,679	
93.604	ASSISTANCE FOR TORTURE VICTIMS		DIRECT	DEPARTMENT OF HEALTH AND HUMAN SERVICES (HHS)		299,845	
93.604 Total						299,845	
93.645	STEPHANIE TUBBS JONES CHILD WELFARE SERVICES PROGRAM		PASS-THROUGH	COUNTY OF INYO	C000114369	16,947	
93.645 Total						16,947	
93.658	FOSTER CARE-TITLE IV-E		DIRECT	DEPARTMENT OF HEALTH AND HUMAN SERVICES (HHS)		1,361,443	
93.658	FOSTER CARE-TITLE IV-E		PASS-THROUGH	CALIFORNIA DEPARTMENT OF SOCIAL SERVICES	21-3012	4,705,733	
93.658	FOSTER CARE-TITLE IV-E		PASS-THROUGH	CALIFORNIA DEPARTMENT OF SOCIAL SERVICES	21-3017	3,265,386	92,509
93.658	FOSTER CARE-TITLE IV-E		PASS-THROUGH	CALIFORNIA DEPARTMENT OF SOCIAL SERVICES	22-3033	31,022,595	28,260,409
93.658	FOSTER CARE-TITLE IV-E		PASS-THROUGH	CALIFORNIA DEPARTMENT OF SOCIAL SERVICES	23-3095	9,309	
93.658	FOSTER CARE-TITLE IV-E		PASS-THROUGH	CHABOT-LAS POSITAS COMMUNITY COLLEGE DISTRICT	C000114361	12,893	
93.658	FOSTER CARE-TITLE IV-E		PASS-THROUGH	COUNTY OF DEL NORTE	CW-2023-06	25,967	
93.658	FOSTER CARE-TITLE IV-E		PASS-THROUGH	COUNTY OF MERCED	CW-2023-19	30,830	
93.658	FOSTER CARE-TITLE IV-E		PASS-THROUGH	COUNTY OF NAPA	230092B	8,152	
93.658	FOSTER CARE-TITLE IV-E		PASS-THROUGH	COUNTY OF NEVADA	C000114352	(1,873)	
93.658	FOSTER CARE-TITLE IV-E		PASS-THROUGH	COUNTY OF NEVADA	C114460	27,192	
93.658	FOSTER CARE-TITLE IV-E		PASS-THROUGH	COUNTY OF SACRAMENTO	7805000-23-314	23,216	
93.658	FOSTER CARE-TITLE IV-E		PASS-THROUGH	COUNTY OF TRINITY	C000114356	11,921	
93.658	FOSTER CARE-TITLE IV-E		PASS-THROUGH	LOS ANGELES COUNTY DEPARTMENT OF CHILDREN AND FAMILY SERVICE	20184594	(136,420)	(104,896)
93.658	FOSTER CARE-TITLE IV-E		PASS-THROUGH	LOS ANGELES COUNTY DEPARTMENT OF CHILDREN AND FAMILY SERVICE	20213838	(202)	

University of California
Schedule of Expenditures of Federal Awards

For the Fiscal Year Ended June 30, 2024
(Expressed in Whole Dollars)

Assistance Listing Number	Federal Program Title	Additional Award Identification	Direct / Pass Through	Agency or Pass Through Entity	Pass Through No. or Other Identifier	Federal Expenditures	Funds Passed Through to Subrecipients
93.658	FOSTER CARE-TITLE IV-E		PASS-THROUGH	LOS ANGELES COUNTY DEPARTMENT OF CHILDREN AND FAMILY SERVICE	16-0015	(75)	
93.658	FOSTER CARE-TITLE IV-E		PASS-THROUGH	LOS ANGELES COUNTY DEPARTMENT OF CHILDREN AND FAMILY SERVICE	16-0015:3	(289)	
93.658	FOSTER CARE-TITLE IV-E		PASS-THROUGH	LOS ANGELES COUNTY DEPARTMENT OF CHILDREN AND FAMILY SERVICE	20-0086	21,447	
93.658	FOSTER CARE-TITLE IV-E		PASS-THROUGH	LOS ANGELES COUNTY DEPARTMENT OF CHILDREN AND FAMILY SERVICE	20-0086:1	763,436	494,822
93.658	FOSTER CARE-TITLE IV-E		PASS-THROUGH	LOS ANGELES COUNTY DEPARTMENT OF CHILDREN AND FAMILY SERVICE	20-0086:3	9,001,261	2,390,026
93.658 Total						50,151,922	31,132,870
93.659	ADPOTION ASSISTANCE		PASS-THROUGH	LOS ANGELES COUNTY DEPARTMENT OF CHILDREN AND FAMILY SERVICE	22-11-01:1	315,344	
93.659 Total						315,344	
93.667	SOCIAL SERVICES BLOCK GRANT		PASS-THROUGH	COUNTY OF LASSEN	GENT-2021-15	(7)	
93.667 Total						(7)	
93.670	CHILD ABUSE AND NEGLECT DISCRETIONARY ACTIVITIES		PASS-THROUGH	CALIFORNIA DEPARTMENT OF SOCIAL SERVICES	A243724	8,192	
93.670 Total						8,192	
93.732	MENTAL AND BEHAVIORAL HEALTH EDUCATION AND TRAINING GRANTS		DIRECT	DEPARTMENT OF HEALTH AND HUMAN SERVICES (HHS)		3,643,308	905,096
93.732 Total						3,643,308	905,096
93.734	EMPOWERING OLDER ADULTS AND ADULTS WITH DISABILITIES THROUGH CHRONIC DISEASE SELF-MANAGEMENT EDUCATION PROGRAMS – FINANCED BY PREVENTION AND PUBLIC HEALTH FUNDS (PPHF)		DIRECT	DEPARTMENT OF HEALTH AND HUMAN SERVICES (HHS)		(6,026)	
93.734 Total						(6,026)	
93.747	ELDER ABUSE PREVENTION INTERVENTIONS PROGRAM		DIRECT	DEPARTMENT OF HEALTH AND HUMAN SERVICES (HHS)		304,032	9,843
93.747	ELDER ABUSE PREVENTION INTERVENTIONS PROGRAM		PASS-THROUGH	CALIFORNIA DEPARTMENT OF SOCIAL SERVICES	21-3120	1,201,773	696,580
93.747	ELDER ABUSE PREVENTION INTERVENTIONS PROGRAM		PASS-THROUGH	CALIFORNIA DEPARTMENT OF SOCIAL SERVICES	22-3023	(1,662)	
93.747 Total						1,504,143	706,423
93.788	OPIOID STR		DIRECT	DEPARTMENT OF HEALTH AND HUMAN SERVICES (HHS)		319,902	
93.788	OPIOID STR		PASS-THROUGH	CALIFORNIA DEPARTMENT OF HEALTH CARE SERVICES	17-94722-A05	3,676,188	1,329,171
93.788	OPIOID STR		PASS-THROUGH	PUBLIC HEALTH INSTITUTE	04826-AR64045	17,425	
93.788	OPIOID STR		PASS-THROUGH	SIERRA HEALTH FOUNDATION	20221373	55,162	
93.788	OPIOID STR		PASS-THROUGH	UNIVERSITY OF MISSOURI	0099478/00070013:3	(3,256)	
93.788 Total						4,065,421	1,329,171
93.822	HEALTH CAREERS OPPORTUNITY PROGRAM		DIRECT	DEPARTMENT OF HEALTH AND HUMAN SERVICES (HHS)		(103,540)	(179,949)
93.822 Total						(103,540)	(179,949)
93.823	EBOLA SUPPORT: TRANSMISSION AND PREVENTION CONTROL, PUBLIC HEALTH PREPAREDNESS, VACCINE DEVELOPMENT		DIRECT	DEPARTMENT OF HEALTH AND HUMAN SERVICES (HHS)		132,862	
93.823 Total						132,862	
93.834	CAPACITY BUILDING ASSISTANCE (CBA) FOR HIGH-IMPACT HIV PREVENTION		PASS-THROUGH	CICATELLI ASSOCIATES INC	A133215	(515)	

University of California
Schedule of Expenditures of Federal Awards

For the Fiscal Year Ended June 30, 2024
(Expressed in Whole Dollars)

Assistance Listing Number	Federal Program Title	Additional Award Identification	Direct / Pass Through	Agency or Pass Through Entity	Pass Through No. or Other Identifier	Federal Expenditures	Funds Passed Through to Subrecipients
93.834	CAPACITY BUILDING ASSISTANCE (CBA) FOR HIGH-IMPACT HIV PREVENTION		PASS-THROUGH	DENVER HEALTH AND HOSPITAL AUTHORITY	A19-0035-S002	9,997	
93.834	CAPACITY BUILDING ASSISTANCE (CBA) FOR HIGH-IMPACT HIV PREVENTION		PASS-THROUGH	HELUNA HEALTH	A132813	523,096	
93.834	CAPACITY BUILDING ASSISTANCE (CBA) FOR HIGH-IMPACT HIV PREVENTION		PASS-THROUGH	SAN FRANCISCO DEPARTMENT OF PUBLIC HEALTH	A133495	134,204	
93.834 Total						666,782	
93.860	EMERGING INFECTIONS SENTINEL NETWORKS		PASS-THROUGH	OLIVE VIEW-UCLA EDUCATION & RESEARCH INSTITUTE, INC.	A140600	137,070	
93.860 Total						137,070	
93.881	THE HEALTH INSURANCE ENFORCEMENT AND CONSUMER PROTECTIONS GRANT PROGRAM		PASS-THROUGH	CALIFORNIA DEPARTMENT OF INSURANCE	A133250	44,366	
93.881 Total						44,366	
93.884	GRANTS FOR PRIMARY CARE TRAINING AND ENHANCEMENT		DIRECT	DEPARTMENT OF HEALTH AND HUMAN SERVICES (HHS)		811,742	
93.884	GRANTS FOR PRIMARY CARE TRAINING AND ENHANCEMENT		PASS-THROUGH	UNIVERSITY OF ILLINOIS CHICAGO	A138573	14,825	
93.884 Total						826,567	
93.889	NATIONAL BIOTERRORISM HOSPITAL PREPAREDNESS PROGRAM		DIRECT	DEPARTMENT OF HEALTH AND HUMAN SERVICES (HHS)		1,923,458	411,949
93.889	NATIONAL BIOTERRORISM HOSPITAL PREPAREDNESS PROGRAM		PASS-THROUGH	COUNTY OF LOS ANGELES	H-300159	(56,160)	
93.889	NATIONAL BIOTERRORISM HOSPITAL PREPAREDNESS PROGRAM		PASS-THROUGH	COUNTY OF LOS ANGELES	H-701039	1,317	
93.889	NATIONAL BIOTERRORISM HOSPITAL PREPAREDNESS PROGRAM		PASS-THROUGH	LOS ANGELES COUNTY DEPARTMENT OF HEALTH SERVICES	H-708213:1	180,776	
93.889 Total						2,049,391	411,949
93.898	CANCER PREVENTION AND CONTROL PROGRAMS FOR STATE, TERRITORIAL AND TRIBAL ORGANIZATIONS		PASS-THROUGH	CALIFORNIA DEPARTMENT OF PUBLIC HEALTH	22-10319	1,517,304	
93.898 Total						1,517,304	
93.914	HIV EMERGENCY RELIEF PROJECT GRANTS		PASS-THROUGH	AIDS UNITED	Sub 20182427 (U69HA310670100)	(75)	
93.914	HIV EMERGENCY RELIEF PROJECT GRANTS		PASS-THROUGH	ALAMEDA COUNTY PUBLIC HEALTH DEPARTMENT	A139091	(19,643)	
93.914	HIV EMERGENCY RELIEF PROJECT GRANTS		PASS-THROUGH	ALAMEDA COUNTY PUBLIC HEALTH DEPARTMENT	A141390	211,633	
93.914	HIV EMERGENCY RELIEF PROJECT GRANTS		PASS-THROUGH	LOS ANGELES COUNTY DEPARTMENT OF HEALTH SERVICES	PH-003769:1	19,201	
93.914	HIV EMERGENCY RELIEF PROJECT GRANTS		PASS-THROUGH	LOS ANGELES COUNTY DEPARTMENT OF HEALTH SERVICES	PH-003770:7	690,809	
93.914	HIV EMERGENCY RELIEF PROJECT GRANTS		PASS-THROUGH	LOS ANGELES COUNTY DEPARTMENT OF HEALTH SERVICES	PH-003808	1,448,300	
93.914	HIV EMERGENCY RELIEF PROJECT GRANTS		PASS-THROUGH	LOS ANGELES COUNTY DEPARTMENT OF HEALTH SERVICES	PH-004213	51,517	
93.914	HIV EMERGENCY RELIEF PROJECT GRANTS		PASS-THROUGH	LOS ANGELES COUNTY DEPARTMENT OF MENTAL HEALTH	PH-003304	(15,363)	
93.914 Total						2,386,379	
93.918	GRANTS TO PROVIDE OUTPATIENT EARLY INTERVENTION SERVICES WITH RESPECT TO HIV DISEASE		DIRECT	DEPARTMENT OF HEALTH AND HUMAN SERVICES (HHS)		(611,116)	
93.918 Total						(611,116)	
93.928	SPECIAL PROJECTS OF NATIONAL SIGNIFICANCE		DIRECT	DEPARTMENT OF HEALTH AND HUMAN SERVICES (HHS)		2,008,629	10,204
93.928	SPECIAL PROJECTS OF NATIONAL SIGNIFICANCE		PASS-THROUGH	CICATELLI ASSOCIATES INC	20203350	(703)	
93.928	SPECIAL PROJECTS OF NATIONAL SIGNIFICANCE		PASS-THROUGH	NATIONAL ALLIANCE OF STATE AND TERRITORIAL AIDS DIRECTORS	A139345	314,184	
93.928 Total						2,322,110	10,204
93.940	HIV PREVENTION ACTIVITIES HEALTH DEPARTMENT BASED		PASS-THROUGH	CALIFORNIA DEPARTMENT OF PUBLIC HEALTH	A141689	55,353	
93.940	HIV PREVENTION ACTIVITIES HEALTH DEPARTMENT BASED		PASS-THROUGH	CALIFORNIA DEPARTMENT OF PUBLIC HEALTH	A141696	54,829	
93.940	HIV PREVENTION ACTIVITIES HEALTH DEPARTMENT BASED		PASS-THROUGH	CALIFORNIA DEPARTMENT OF PUBLIC HEALTH	A141697	61,410	

University of California
Schedule of Expenditures of Federal Awards

For the Fiscal Year Ended June 30, 2024
(Expressed in Whole Dollars)

Assistance Listing Number	Federal Program Title	Additional Award Identification	Direct / Pass Through	Agency or Pass Through Entity	Pass Through No. or Other Identifier	Federal Expenditures	Funds Passed Through to Subrecipients
93.940	HIV PREVENTION ACTIVITIES HEALTH DEPARTMENT BASED		PASS-THROUGH	HELUNA HEALTH	A137121	248,358	
93.940 Total						419,950	
93.945	ASSISTANCE PROGRAMS FOR CHRONIC DISEASE PREVENTION AND CONTROL		PASS-THROUGH	IMPROVECARENOW, INC	A135127	614	
93.945 Total						614	
93.946	COOPERATIVE AGREEMENTS TO SUPPORT STATE-BASED SAFE MOTHERHOOD AND INFANT HEALTH INITIATIVE PROGRAMS		DIRECT	DEPARTMENT OF HEALTH AND HUMAN SERVICES (HHS)		51,624	
93.946 Total						51,624	
93.958	BLOCK GRANTS FOR COMMUNITY MENTAL HEALTH SERVICES		PASS-THROUGH	ALCOTT CENTER FOR MENTAL HEALTH SERVICES	44562	60,479	
93.958	BLOCK GRANTS FOR COMMUNITY MENTAL HEALTH SERVICES		PASS-THROUGH	CALIFORNIA DEPARTMENT OF HEALTH CARE SERVICES	21-10438	2,781,084	332,278
93.958 Total						2,841,563	332,278
93.959	BLOCK GRANTS FOR PREVENTION AND TREATMENT OF SUBSTANCE ABUSE		PASS-THROUGH	CALIFORNIA DEPARTMENT OF HEALTH CARE SERVICES	18-95330:A02	98,297	
93.959	BLOCK GRANTS FOR PREVENTION AND TREATMENT OF SUBSTANCE ABUSE		PASS-THROUGH	CALIFORNIA DEPARTMENT OF HEALTH CARE SERVICES	21-10360	512,607	
93.959	BLOCK GRANTS FOR PREVENTION AND TREATMENT OF SUBSTANCE ABUSE		PASS-THROUGH	CALIFORNIA DEPARTMENT OF HEALTH CARE SERVICES	23-30155	128,918	
93.959	BLOCK GRANTS FOR PREVENTION AND TREATMENT OF SUBSTANCE ABUSE		PASS-THROUGH	RHODE ISLAND DEPARTMENT OF BEHAVIORAL HEALTHCARE, DEVELOPMEN	3789666	(36)	
93.959	BLOCK GRANTS FOR PREVENTION AND TREATMENT OF SUBSTANCE ABUSE		PASS-THROUGH	UNIVERSITY OF TEXAS AT AUSTIN	UTAUS-SUB00001281	4,233	
93.959 Total						744,019	
93.969	PPHF GERIATRIC EDUCATION CENTERS		DIRECT	DEPARTMENT OF HEALTH AND HUMAN SERVICES (HHS)		982,885	47,585
93.969 Total						982,885	47,585
93.976	PRIMARY CARE MEDICINE AND DENTISTRY CLINICIAN EDUCATOR CAREER DEVELOPMENT AWARDS		DIRECT	DEPARTMENT OF HEALTH AND HUMAN SERVICES (HHS)		378,153	
93.976 Total						378,153	
93.978	SEXUALLY TRANSMITTED DISEASES (STD) PROVIDER EDUCATION GRANTS		DIRECT	DEPARTMENT OF HEALTH AND HUMAN SERVICES (HHS)		2,780,521	846,341
93.978 Total						2,780,521	846,341
93.991	PREVENTIVE HEALTH AND HEALTH SERVICES BLOCK GRANT		PASS-THROUGH	CALIFORNIA DEPARTMENT OF PUBLIC HEALTH	18-10566	(29)	
93.991	PREVENTIVE HEALTH AND HEALTH SERVICES BLOCK GRANT		PASS-THROUGH	CALIFORNIA DEPARTMENT OF PUBLIC HEALTH	23-10304	245,549	
93.991	PREVENTIVE HEALTH AND HEALTH SERVICES BLOCK GRANT		PASS-THROUGH	CALIFORNIA DEPARTMENT OF PUBLIC HEALTH	A137914	302,073	
93.991 Total						547,593	
93.994	MATERNAL AND CHILD HEALTH SERVICES BLOCK GRANT TO THE STATES		PASS-THROUGH	CALIFORNIA DEPARTMENT OF PUBLIC HEALTH	23-10364	1,828,324	
93.994 Total						1,828,324	
93.U01	FEDERAL CONTRACTS		PASS-THROUGH	CALIFORNIA DEPARTMENT OF PUBLIC HEALTH	A141958	3,270,317	
93.U01 Total						3,270,317	
93.U02	FEDERAL CONTRACTS		PASS-THROUGH	WESTAT	6922-03-COVID-S004:8	2,042,435	1,604,382
93.U02 Total						2,042,435	1,604,382
93.U03	FEDERAL CONTRACTS		PASS-THROUGH	CALIFORNIA DEPARTMENT OF PUBLIC HEALTH	21-10015	1,528,340	

University of California
Schedule of Expenditures of Federal Awards

For the Fiscal Year Ended June 30, 2024
(Expressed in Whole Dollars)

Assistance Listing Number	Federal Program Title	Additional Award Identification	Direct / Pass Through	Agency or Pass Through Entity	Pass Through No. or Other Identifier	Federal Expenditures	Funds Passed Through to Subrecipients
93.U03 Total						1,528,340	
93.U04	FEDERAL CONTRACTS		PASS-THROUGH	MOST INVESTMENTS, LLC	A19-3170	581,957	
93.U04 Total						581,957	
93.U05	FEDERAL CONTRACTS		PASS-THROUGH	AMERICAN INSTITUTES FOR RESEARCH IN THE BEHAVIORAL SCIENCES	2758	577,252	
93.U05 Total						577,252	
93.U06	FEDERAL CONTRACTS		DIRECT	DEPARTMENT OF HEALTH AND HUMAN SERVICES (HHS)		492,833	
93.U06 Total						492,833	
93.U07	FEDERAL CONTRACTS		DIRECT	DEPARTMENT OF HEALTH AND HUMAN SERVICES (HHS)		367,303	
93.U07 Total						367,303	
93.U08	FEDERAL CONTRACTS		PASS-THROUGH	UNIVERSITY OF FLORIDA	SUB00003353	326,291	
93.U08 Total						326,291	
93.U09	FEDERAL CONTRACTS		PASS-THROUGH	CALIFORNIA DEPARTMENT OF PUBLIC HEALTH	22-11124	315,558	
93.U09 Total						315,558	
93.U10	FEDERAL CONTRACTS		PASS-THROUGH	CALIFORNIA DEPARTMENT OF PUBLIC HEALTH	21-10015	303,426	
93.U10 Total						303,426	
93.U11	FEDERAL CONTRACTS		PASS-THROUGH	AMERICAN THORACIC SOCIETY, INC.	A140612	284,835	
93.U11 Total						284,835	
93.U12	FEDERAL CONTRACTS		PASS-THROUGH	UNIVERSITY OF SOUTHERN CALIFORNIA	132441900	279,598	28,577
93.U12 Total						279,598	28,577
93.U13	FEDERAL CONTRACTS		DIRECT	DEPARTMENT OF HEALTH AND HUMAN SERVICES (HHS)		260,520	
93.U13 Total						260,520	
93.U14	FEDERAL CONTRACTS		PASS-THROUGH	WAYNE STATE UNIVERSITY	A140196	190,503	
93.U14 Total						190,503	
93.U15	FEDERAL CONTRACTS		PASS-THROUGH	NATIONAL OPINION RESEARCH CENTER	9569 UCDAVIS 01	187,784	
93.U15 Total						187,784	
93.U16	FEDERAL CONTRACTS		PASS-THROUGH	LOS ANGELES COUNTY DEPARTMENT OF HEALTH SERVICES	PO-PH-24005910-1	165,229	
93.U16 Total						165,229	
93.U17	FEDERAL CONTRACTS		PASS-THROUGH	CALIFORNIA DEPARTMENT OF PUBLIC HEALTH	21-10015	163,848	
93.U17 Total						163,848	
93.U18	FEDERAL CONTRACTS		DIRECT	DEPARTMENT OF HEALTH AND HUMAN SERVICES (HHS)		141,715	
93.U18 Total						141,715	
93.U19	FEDERAL CONTRACTS		DIRECT	DEPARTMENT OF HEALTH AND HUMAN SERVICES (HHS)		136,511	
93.U19 Total						136,511	
93.U20	FEDERAL CONTRACTS		PASS-THROUGH	MARINUS PHARMACEUTICALS, INC.	A21-3238	134,728	
93.U20 Total						134,728	

University of California
Schedule of Expenditures of Federal Awards

For the Fiscal Year Ended June 30, 2024
(Expressed in Whole Dollars)

Assistance Listing Number	Federal Program Title	Additional Award Identification	Direct / Pass Through	Agency or Pass Through Entity	Pass Through No. or Other Identifier	Federal Expenditures	Funds Passed Through to Subrecipients
93.U21	FEDERAL CONTRACTS		DIRECT	DEPARTMENT OF HEALTH AND HUMAN SERVICES (HHS)		126,343	
93.U21 Total						126,343	
93.U22	FEDERAL CONTRACTS		DIRECT	DEPARTMENT OF HEALTH AND HUMAN SERVICES (HHS)		124,907	
93.U22 Total						124,907	
93.U23	FEDERAL CONTRACTS		PASS-THROUGH	MOST INVESTMENTS, LLC	A24-3092	118,155	
93.U23 Total						118,155	
93.U24	FEDERAL CONTRACTS		PASS-THROUGH	EDUCATION, TRAINING & RESEARCH ASSOCIATES	A142808	95,832	
93.U24 Total						95,832	
93.U25	FEDERAL CONTRACTS		PASS-THROUGH	DUKE UNIVERSITY	HHSN27200008	86,969	
93.U25 Total						86,969	
93.U26	FEDERAL CONTRACTS		PASS-THROUGH	NATIONAL OPINION RESEARCH CENTER	9569 UCDAVIS 01	81,087	
93.U26 Total						81,087	
93.U27	FEDERAL CONTRACTS		PASS-THROUGH	CALIFORNIA DEPARTMENT OF PUBLIC HEALTH	21-10015	65,673	
93.U27 Total						65,673	
93.U28	FEDERAL CONTRACTS		PASS-THROUGH	NATIONAL OPINION RESEARCH CENTER	9569 UCDAVIS 01	59,079	
93.U28 Total						59,079	
93.U29	FEDERAL CONTRACTS		PASS-THROUGH	CALIFORNIA DEPARTMENT OF PUBLIC HEALTH	21-10015	58,056	
93.U29 Total						58,056	
93.U30	FEDERAL CONTRACTS		PASS-THROUGH	HENNEPIN HEALTHCARE RESEARCH INSTITUTE	A136475	43,301	
93.U30 Total						43,301	
93.U31	FEDERAL CONTRACTS		PASS-THROUGH	HENNEPIN HEALTHCARE RESEARCH INSTITUTE	A136473	43,121	
93.U31 Total						43,121	
93.U32	FEDERAL CONTRACTS		PASS-THROUGH	LIFELONG MEDICAL CARE	A142527	38,850	
93.U32 Total						38,850	
93.U33	FEDERAL CONTRACTS		PASS-THROUGH	PETALUMA HEALTH CENTER	A143026	32,964	
93.U33 Total						32,964	
93.U34	FEDERAL CONTRACTS		PASS-THROUGH	CALIFORNIA DEPARTMENT OF PUBLIC HEALTH	21-10015	32,399	
93.U34 Total						32,399	
93.U35	FEDERAL CONTRACTS		PASS-THROUGH	NATIONAL COUNCIL FOR BEHAVIORAL HEALTH	A143006	31,825	
93.U35 Total						31,825	
93.U36	FEDERAL CONTRACTS		DIRECT	DEPARTMENT OF HEALTH AND HUMAN SERVICES (HHS)		30,254	
93.U36 Total						30,254	
93.U37	FEDERAL CONTRACTS		PASS-THROUGH	JHPIEGO	A143675	28,136	
93.U37 Total						28,136	
93.U38	FEDERAL CONTRACTS		DIRECT	DEPARTMENT OF HEALTH AND HUMAN SERVICES (HHS)		26,298	
93.U38 Total						26,298	

University of California
Schedule of Expenditures of Federal Awards

For the Fiscal Year Ended June 30, 2024
(Expressed in Whole Dollars)

Assistance Listing Number	Federal Program Title	Additional Award Identification	Direct / Pass Through	Agency or Pass Through Entity	Pass Through No. or Other Identifier	Federal Expenditures	Funds Passed Through to Subrecipients
93.U39	FEDERAL CONTRACTS		PASS-THROUGH	SANTA ROSA COMMUNITY HEALTH CENTERS	A142769	24,919	
93.U39 Total						24,919	
93.U40	FEDERAL CONTRACTS		PASS-THROUGH	HARVARD UNIVERSITY	151903.5127902.0002	22,201	
93.U40 Total						22,201	
93.U41	FEDERAL CONTRACTS		PASS-THROUGH	MATHEMATICA INC.	50704S07781	18,109	
93.U41 Total						18,109	
93.U42	FEDERAL CONTRACTS		PASS-THROUGH	UNIVERSITY OF ILLINOIS CHICAGO	A142021	17,284	
93.U42 Total						17,284	
93.U43	FEDERAL CONTRACTS		DIRECT	DEPARTMENT OF HEALTH AND HUMAN SERVICES (HHS)		13,164	
93.U43 Total						13,164	
93.U44	FEDERAL CONTRACTS		PASS-THROUGH	CALIFORNIA DEPARTMENT OF PUBLIC HEALTH	22-11124	10,602	
93.U44 Total						10,602	
93.U45	FEDERAL CONTRACTS		PASS-THROUGH	AMERICAN ACADEMY OF ADDICTION PSYCHIATRY	20234223:1	10,511	
93.U45 Total						10,511	
93.U46	FEDERAL CONTRACTS		PASS-THROUGH	INTERNATIONAL RESCUE COMMITTEE, INC	1H79SM085130	10,000	
93.U46 Total						10,000	
93.U47	FEDERAL CONTRACTS		PASS-THROUGH	MOST INVESTMENTS, LLC	A19-3170	5,240	
93.U47 Total						5,240	
93.U48	FEDERAL CONTRACTS		PASS-THROUGH	AMERICAN ACADEMY OF ADDICTION PSYCHIATRY	A139600	1,758	
93.U48 Total						1,758	
93.U49	FEDERAL CONTRACTS		PASS-THROUGH	UNIVERSITY OF FLORIDA	SUB00003353	1,227	
93.U49 Total						1,227	
93.U50	FEDERAL CONTRACTS		DIRECT	DEPARTMENT OF HEALTH AND HUMAN SERVICES (HHS)		1,178	
93.U50 Total						1,178	
93.U51	FEDERAL CONTRACTS		PASS-THROUGH	ESSENTIAL ACCESS HEALTH	A138696	(3)	
93.U51 Total						(3)	
93.U52	FEDERAL CONTRACTS		PASS-THROUGH	CALIFORNIA DEPARTMENT OF PUBLIC HEALTH	23-10441	(1,834)	
93.U52 Total						(1,834)	
93.U53	FEDERAL CONTRACTS		PASS-THROUGH	MOST INVESTMENTS, LLC	A19-3170	(2,793)	
93.U53 Total						(2,793)	
93.U54	FEDERAL CONTRACTS		PASS-THROUGH	LIFELONG MEDICAL CARE	A134236	(4,596)	
93.U54 Total						(4,596)	
94.006	AMERICORPS		PASS-THROUGH	CALIFORNIA VOLUNTEERS, OFFICE OF THE GOVERNOR	20AFHY28-F212	7,673	
94.006	AMERICORPS		PASS-THROUGH	CALIFORNIA VOLUNTEERS, OFFICE OF THE GOVERNOR	23AFIY30-F212	962,969	
94.006	AMERICORPS		PASS-THROUGH	CALIFORNIA VOLUNTEERS, OFFICE OF THE GOVERNOR	ACY-28-F212	(171)	
94.006	AMERICORPS		PASS-THROUGH	COLLEGE ADVISING CORPS	SB240200	151,216	
94.006	AMERICORPS		PASS-THROUGH	JUMPSTART FOR YOUNG CHILDREN, INC.	3330240	184,021	

University of California
Schedule of Expenditures of Federal Awards

For the Fiscal Year Ended June 30, 2024
(Expressed in Whole Dollars)

Assistance Listing Number	Federal Program Title	Additional Award Identification	Direct / Pass Through	Agency or Pass Through Entity	Pass Through No. or Other Identifier	Federal Expenditures	Funds Passed Through to Subrecipients
94.006	AMERICORPS		PASS-THROUGH	SUPERIOR COURT OF CALIFORNIA, COUNTY OF LOS ANGELES	20200481	11	
94.006	AMERICORPS		PASS-THROUGH	SUPERIOR COURT OF CALIFORNIA, COUNTY OF LOS ANGELES	2022-208	26,301	
94.006 Total						1,332,020	
95.U01	FEDERAL CONTRACTS		DIRECT	EXECUTIVE OFFICE OF THE PRESIDENT		(2,192)	
95.U01 Total						(2,192)	
97.005	STATE AND LOCAL HOMELAND SECURITY NATIONAL TRAINING PROGRAM		PASS-THROUGH	THE CENTER FOR RURAL DEVELOPMENT	FY21-00097S01UCDAVIS	80,478	
97.005	STATE AND LOCAL HOMELAND SECURITY NATIONAL TRAINING PROGRAM		PASS-THROUGH	THE CENTER FOR RURAL DEVELOPMENT	FY22-00033-S01-UCDAV	27,693	
97.005 Total						108,171	
97.012	BOATING SAFETY FINANCIAL ASSISTANCE		PASS-THROUGH	CALIFORNIA DIVISION OF BOATING AND WATERWAYS	C8962328-1	42,635	
97.012	BOATING SAFETY FINANCIAL ASSISTANCE		PASS-THROUGH	CALIFORNIA DIVISION OF BOATING AND WATERWAYS	C8965336	15,336	
97.012	BOATING SAFETY FINANCIAL ASSISTANCE		PASS-THROUGH	CALIFORNIA DIVISION OF BOATING AND WATERWAYS	C8966307	12,338	
97.012	BOATING SAFETY FINANCIAL ASSISTANCE		PASS-THROUGH	CALIFORNIA DIVISION OF BOATING AND WATERWAYS	C8966310	35,058	
97.012	BOATING SAFETY FINANCIAL ASSISTANCE		PASS-THROUGH	CALIFORNIA DIVISION OF BOATING AND WATERWAYS	C8966311	27,305	
97.012	BOATING SAFETY FINANCIAL ASSISTANCE		PASS-THROUGH	CALIFORNIA DIVISION OF BOATING AND WATERWAYS	C8967332	27,467	
97.012	BOATING SAFETY FINANCIAL ASSISTANCE		PASS-THROUGH	CALIFORNIA DIVISION OF BOATING AND WATERWAYS	C8967333	22,696	
97.012	BOATING SAFETY FINANCIAL ASSISTANCE		PASS-THROUGH	CALIFORNIA DIVISION OF BOATING AND WATERWAYS	C8967335	28,686	
97.012	BOATING SAFETY FINANCIAL ASSISTANCE		PASS-THROUGH	CALIFORNIA DIVISION OF BOATING AND WATERWAYS	C8967336	12,773	
97.012 Total						224,294	
97.036	DISASTER GRANTS-PUBLIC ASSISTANCE (PRESIDENTIALLY DECLARED DISASTERS)	COVID-19	DIRECT	DEPARTMENT OF HOMELAND SECURITY (DHS)		92,371,999	
97.036	DISASTER GRANTS-PUBLIC ASSISTANCE (PRESIDENTIALLY DECLARED DISASTERS)		DIRECT	DEPARTMENT OF HOMELAND SECURITY (DHS)		552,723	
97.036 Total						92,924,722	
97.067	HOMELAND SECURITY GRANT PROGRAM (HSGP)		PASS-THROUGH	CALIFORNIA GOVERNOR'S OFFICE OF EMERGENCY SERVICES	2021-0081	77,154	
97.067 Total						77,154	
97.132	FINANCIAL ASSISTANCE FOR TARGETED VIOLENCE AND TERRORISM PREVENTION		DIRECT	DEPARTMENT OF HOMELAND SECURITY (DHS)		179,522	
97.132 Total						179,522	
97.U01	FEDERAL CONTRACTS		PASS-THROUGH	CALIFORNIA DEPARTMENT OF PUBLIC HEALTH	21-10674	180,491	69,094
97.U01 Total						180,491	69,094
98.001	USAID FOREIGN ASSISTANCE FOR PROGRAMS OVERSEAS		DIRECT	U.S. AGENCY FOR INTERNATIONAL DEVELOPMENT (USAID)		7,248,764	3,329,047
98.001	USAID FOREIGN ASSISTANCE FOR PROGRAMS OVERSEAS		PASS-THROUGH	PUBLIC HEALTH INSTITUTE	A135250	862,571	
98.001	USAID FOREIGN ASSISTANCE FOR PROGRAMS OVERSEAS		PASS-THROUGH	RESCUE GLOBAL LLC	20234080	37,213	
98.001	USAID FOREIGN ASSISTANCE FOR PROGRAMS OVERSEAS		PASS-THROUGH	WITS HEALTH CONSORTIUM (PTY) LIMITED	A133275	229,968	
98.001 Total						8,378,516	3,329,047
98.U01	FEDERAL CONTRACTS		PASS-THROUGH	ABT GLOBAL LLC	A140996	231,655	30,330
98.U01 Total						231,655	30,330
98.U02	FEDERAL CONTRACTS		PASS-THROUGH	ABT GLOBAL LLC	A140996	22,803	
98.U02 Total						22,803	

University of California
Schedule of Expenditures of Federal Awards

For the Fiscal Year Ended June 30, 2024
(Expressed in Whole Dollars)

Assistance Listing Number	Federal Program Title	Additional Award Identification	Direct / Pass Through	Agency or Pass Through Entity	Pass Through No. or Other Identifier	Federal Expenditures	Funds Passed Through to Subrecipients
98.U03	FEDERAL CONTRACTS		PASS-THROUGH	PALLADIUM INTERNATIONAL, LLC	A142041	8,483	
98.U03 Total						8,483	
98.U04	FEDERAL CONTRACTS		PASS-THROUGH	ABT GLOBAL LLC	A140996	5,771	
98.U04 Total						5,771	
98.U05	FEDERAL CONTRACTS		PASS-THROUGH	ABT GLOBAL LLC	A140996	5,036	
98.U05 Total						5,036	
98.U06	FEDERAL CONTRACTS		PASS-THROUGH	ABT GLOBAL LLC	A140996	3,139	
98.U06 Total						3,139	
98.U07	FEDERAL CONTRACTS		PASS-THROUGH	ABT GLOBAL LLC	A140996	1,752	
98.U07 Total						1,752	
OTHER FEDERAL PROGRAM TOTAL						\$ 443,133,383	\$ 61,787,384
TOTAL						\$ 7,332,175,366	\$ 686,648,759

University of California
Schedules of Expenditures of Federal Awards

*For the Fiscal Year Ended
June 30, 2024
(Expressed in Whole Dollars \$)*

Notes A - H

A. General

The accompanying Summary Schedule of Expenditures of Federal Awards and Schedule of Expenditures of Federal Awards ("SEFA") (collectively the "Schedules") present the activity of all federal financial assistance programs of the University of California (the "University"), a component unit of the State of California.

Consistent with the provisions of Title 2 *U.S. Code of Federal Regulations* Part 200, *Uniform Administrative Requirements for Federal Awards* (Uniform Guidance), the accompanying Schedules do not include the expenditures of the Lawrence Berkeley National Laboratory ("LBNL") – a major Department of Energy ("DOE") national laboratory operated and managed by the University under contracts with DOE, as it represents a government-owned, contractor operated facility.

B. Basis of Accounting

The accompanying Schedules are presented on a cash basis as year-end accruals for financial statement purposes are performed in aggregate and not allocated to individual awards. Amounts expended for loan programs administered directly by the University are reflected at the value of new loans made or received during the fiscal year plus the beginning balance of loans from previous years for which the federal government imposes continuing compliance requirements.

The information in these Schedules is presented in accordance with the requirements of the Uniform Guidance. Negative amounts represent adjustments in the normal course of business to amounts reported in a prior year.

C. Assistance Listing Numbers

Research and Development (R&D) direct awards are presented on the SEFA by federal agency and major subdivision within the federal agency, when applicable. Pass-through awards have been presented by pass-through entity, assistance listing number, sponsor's award number when available, or by the University assigned identifier. Awards granted from the LBNL to the campuses are presented as direct awards on the SEFA since the University is operating and managing LBNL.

If the assistance listing three-digit extension is unknown, it is assigned a "U" followed by a two-digit number (e.g., U01, U02, etc.). If the Federal program is part of the R&D cluster and the assistance listing three-digit extension is unknown, "RD" is used as the assistance listing extension.

D. Commingled Assistance

The University has included within the Schedules, amounts received from pass-through entities which include funds from federal and non-federal sources, because the pass-through entity is unable to determine the federal portion.

University of California
Schedules of Expenditures of Federal Awards

*For the Fiscal Year Ended
June 30, 2024
(Expressed in Whole Dollars \$)*

Notes A – H

The California Student Aid Commission (CSAC) administers the State Cal Grant A and B Programs, selects the student recipients of these grant awards, and provides funds to participating institutions for disbursement. Federal Temporary Assistance for Needy Families (TANF) funds, assistance listing number 93.558, from the US Department of Health and Human Services, may comprise up to approximately 48% of the total funding for these Cal Grant awards.

In fiscal year 2024, the University paid Cal Grant A and B funds to students in the amount of \$1,023,745,548; however, CSAC is unable to determine the exact amount of TANF funds, if any, represented in those awards. Therefore, the Schedules do not include State Grant A and B awards.

E. Outstanding Balances on Loan Programs

Outstanding balances on federal loans programs administered directly by the University as of June 30, 2024 are as follows:

	Assistance Listing No.	Principal Outstanding
Federal Perkins Loan Program	84.038	\$40,509,456
Health Professions Student Loans, Loans for Disadvantaged Students, Primary Care Loans	93.342	\$100,026,538
Nursing Student Loans	93.364	\$1,835,468
Nursing Student Faculty Loans	93.264	\$1,811,595

F. Facilities and Administrative Costs

The University uses its negotiated facilities and administrative cost rates instead of the 10% de minimis rate allowed by the Uniform Guidance.

G. Department of Health and Human Services – Provider Relief Funds

The University was the recipient of funding under assistance listing number 93.498, Provider Relief Fund and American Rescue Plan (ARP) Rural Distribution (PRF), and as required based on guidance in the 2024 OMB *Compliance Supplement*, the Schedules include all funds received between July 1, 2022 and December 31, 2022 (Period 6), and between January 1, 2023 and June 30, 2023 (Period 7), and expended by December 31, 2023 and June 30, 2024, respectively, as reported to the Health Resources and Services Administration (HRSA) via the PRF Reporting Portal. The University did not receive any funding for period 7.

The Schedules include direct expenditures and lost revenue for period 6 as set forth in the table below. Given the timing covered by Period 6 funds, these expenses were reflected in the University's fiscal year 2023 financial statements. Additionally, lost revenue does not represent an expenditure in the University's financial statements and thus is a reconciling item between the federal expenses in the University's financial statements and the amount included in the Schedules.

University of California
Schedules of Expenditures of Federal Awards

*For the Fiscal Year Ended
June 30, 2024
(Expressed in Whole Dollars \$)*

Notes A - H

	Direct Expenses	Lost Revenue	Total
Period 6 (July 1 – December 31, 2022)	\$33,882,978	\$34,619,742	\$68,502,720

- H. Department of Homeland Security - Federal Emergency Management Agency Public Assistance**
The University applied for reimbursement of certain expenses related to the COVID-19 pandemic under Assistance Listing 97.036, *Federal Emergency Management Agency (FEMA) Public Assistance* through the State of California. Expenditures are reflected in the Schedules in the year in which a project application is obligated, and expenses associated with those funds have been incurred. The Schedules thus include \$92,924,722 of expenditures incurred in fiscal years 2020, 2021, 2022, 2023 or 2024 for projects which were obligated in fiscal year 2024.



**Report of Independent Auditors on Internal Control Over Financial Reporting and on Compliance
and Other Matters Based on an Audit of Financial Statements Performed in
Accordance with *Government Auditing Standards***

To the Regents of the University of California

We have audited, in accordance with auditing standards generally accepted in the United States of America and the standards applicable to financial audits contained in *Government Auditing Standards*, issued by the Comptroller General of the United States, the financial statements of the business-type activities, the aggregate discretely presented component units, and the aggregate remaining fund information of the University of California (the "University"), a component unit of the State of California, as of and for the year ended June 30, 2024, which collectively comprise the University's basic financial statements as listed in the table of contents, and have issued our report thereon dated November 18, 2024. The financial statements of the University's discretely presented component units were not audited in accordance with *Government Auditing Standards*, and accordingly, this report does not include reporting on internal control over financial reporting or instances of reportable noncompliance associated with the University's discretely presented component units.

Report on Internal Control Over Financial Reporting

In planning and performing our audit of the financial statements, we considered the University's internal control over financial reporting (internal control) as a basis for designing audit procedures that are appropriate in the circumstances for the purpose of expressing our opinions on the financial statements, but not for the purpose of expressing an opinion on the effectiveness of the University's internal control. Accordingly, we do not express an opinion on the effectiveness of the University's internal control.

A *deficiency in internal control* exists when the design or operation of a control does not allow management or employees, in the normal course of performing their assigned functions, to prevent, or detect and correct, misstatements on a timely basis. A *material weakness* is a deficiency, or a combination of deficiencies, in internal control such that there is a reasonable possibility that a material misstatement of the entity's financial statements will not be prevented, or detected and corrected, on a timely basis. A *significant deficiency* is a deficiency, or a combination of deficiencies, in internal control that is less severe than a material weakness, yet important enough to merit attention by those charged with governance.

Our consideration of internal control was for the limited purpose described in the first paragraph of this section and was not designed to identify all deficiencies in internal control that might be material weaknesses or significant deficiencies. Given these limitations, during our audit we did not identify any deficiencies in internal control that we consider to be material weaknesses. However, material weaknesses or significant deficiencies may exist that were not identified.

Report on Compliance and Other Matters

As part of obtaining reasonable assurance about whether the University's financial statements are free from material misstatement, we performed tests of its compliance with certain provisions of laws, regulations, contracts and grant agreements, noncompliance with which could have a direct and material effect on the financial statements. However, providing an opinion on compliance with those provisions was not an objective of our audit, and accordingly, we do not express such an opinion. The results of our tests



disclosed no instances of noncompliance or other matters that are required to be reported under *Government Auditing Standards*.

Purpose of this Report

The purpose of this report is solely to describe the scope of our testing of internal control and compliance and the results of that testing, and not to provide an opinion on the effectiveness of the University's internal control or on compliance. This report is an integral part of an audit performed in accordance with *Government Auditing Standards* in considering the University's internal control and compliance. Accordingly, this communication is not suitable for any other purpose.

PricewaterhouseCoopers LLP

San Francisco, California
November 18, 2024



Report of Independent Auditors on Compliance for Each Major Program and on Internal Control Over Compliance Required by Uniform Guidance

To The Regents of the University of California

Report on Compliance for the Student Financial Assistance Cluster Major Federal Program

Opinion on the Student Financial Assistance Cluster Major Federal Program

We have audited the University of California's (the "University") (a component unit of the State of California) compliance with the types of compliance requirements identified as subject to audit in the OMB *Compliance Supplement* that could have a direct and material effect on the University's Student Financial Assistance Cluster major federal program for the year ended June 30, 2024, which is identified in the summary of auditor's results section of the accompanying schedule of findings and questioned costs.

The University's other major program, the SNAP Cluster, has been audited by another firm whose report dated March 21, 2025, was issued and is included in this Uniform Guidance report, as listed in the table of contents.

In our opinion, the University complied, in all material respects, with the compliance requirements referred to above that could have a direct and material effect on the Student Financial Assistance Cluster major federal program for the year ended June 30, 2024.

Basis for Opinion on the Student Financial Assistance Cluster Major Federal Program

We conducted our audit of compliance in accordance with auditing standards generally accepted in the United States of America (US GAAS); the standards applicable to financial audits contained in *Government Auditing Standards* issued by the Comptroller General of the United States; and the audit requirements of Title 2 U.S. *Code of Federal Regulations* Part 200, *Uniform Administrative Requirements, Cost Principles, and Audit Requirements for Federal Awards* (Uniform Guidance). Our responsibilities under those standards and the Uniform Guidance are further described in the Auditors' Responsibilities for the Audit of Compliance section of our report.

We are required to be independent of the University and to meet our other ethical responsibilities, in accordance with relevant ethical requirements relating to our audit. We believe that the audit evidence we have obtained is sufficient and appropriate to provide a basis for our opinion on compliance for the Student Financial Assistance Cluster major federal program. Our audit does not provide a legal determination of the University's compliance with the compliance requirements referred to above.

Responsibilities of Management for Compliance

Management is responsible for compliance with the requirements referred to above and for the design, implementation, and maintenance of effective internal control over compliance with the requirements of laws, statutes, regulations, rules and provisions of contracts or grant agreements applicable to the University's federal programs.

Auditors' Responsibilities for the Audit of Compliance

Our objectives are to obtain reasonable assurance about whether material noncompliance with the compliance requirements referred to above occurred, whether due to fraud or error, and express an opinion on the University's compliance based on our audit. Reasonable assurance is a high level of assurance but is not absolute assurance and therefore is not a guarantee that an audit conducted in accordance with US GAAS, *Government Auditing Standards*, and the Uniform Guidance will always detect



material noncompliance when it exists. The risk of not detecting material noncompliance resulting from fraud is higher than for that resulting from error, as fraud may involve collusion, forgery, intentional omissions, misrepresentations, or the override of internal control. Noncompliance with the compliance requirements referred to above is considered material, if there is a substantial likelihood that, individually or in the aggregate, it would influence the judgment made by a reasonable user of the report on compliance about the University's compliance with the requirements of each major federal program as a whole.

In performing an audit in accordance with US GAAS, *Government Auditing Standards*, and the Uniform Guidance, we:

- Exercise professional judgment and maintain professional skepticism throughout the audit.
- Identify and assess the risks of material noncompliance, whether due to fraud or error, and design and perform audit procedures responsive to those risks. Such procedures include examining, on a test basis, evidence regarding the University's compliance with the compliance requirements referred to above and performing such other procedures as we considered necessary in the circumstances.
- Obtain an understanding of the University's internal control over compliance relevant to the audit in order to design audit procedures that are appropriate in the circumstances and to test and report on internal control over compliance in accordance with the Uniform Guidance, but not for the purpose of expressing an opinion on the effectiveness of the University's internal control over compliance. Accordingly, no such opinion is expressed.

We are required to communicate with those charged with governance regarding, among other matters, the planned scope and timing of the audit and any significant deficiencies and material weaknesses in internal control over compliance that we identified during the audit.

Other Matters

As indicated in Part I to the accompanying Schedule of Findings and Questioned Costs, we have audited the Student Financial Assistance Cluster as a major program. Also, as indicated in the first paragraph of this report, we performed our audit of compliance using the compliance requirements contained in the OMB Compliance Supplement, including those contained in Part V 5.3, Compliance Requirement N, Special Tests and Provisions, Section 11 "Gramm-Leach-Bliley Act-Student Information Security." This section includes two suggested audit procedures with respect to verification that the institution (1) designated a Qualified Individual responsible for implementing and monitoring the institution's information security program, and (2) has a written information security program that addresses the remaining six required minimum elements that are detailed in the OMB Compliance Supplement, Part Five, Student Financial Assistance Cluster, Special Tests and Provisions, item 11, Gramm-Leach-Bliley Act – Student Information Security. Our procedures in relation to these two items were limited to inquiry of and obtaining written representation from management and obtaining and reading management's documentation related to these two items. Our procedures did not include an analysis of the adequacy or completeness of the minimum required elements of the institution's information security program.

The results of our auditing procedures disclosed instances of noncompliance, which are required to be reported in accordance with the Uniform Guidance and which are described in the accompanying schedule of findings and questioned costs as items 2024-001, 2024-002, 2024-003 and 2024-004. Our



opinion on the Student Financial Assistance Cluster major federal program is not modified with respect to these matters.

Government Auditing Standards requires the auditor to perform limited procedures on the University's response to the noncompliance findings identified in our audit described in the accompanying Schedule of Findings and Questioned Costs and Management's Views and Correction Action Plan. The University's response was not subjected to the other auditing procedures applied in the audit of compliance and, accordingly, we express no opinion on the response.

Report on Internal Control Over Compliance

A *deficiency in internal control over compliance* exists when the design or operation of a control over compliance does not allow management or employees, in the normal course of performing their assigned functions, to prevent, or detect and correct, noncompliance with a type of compliance requirement of a federal program on a timely basis. A *material weakness in internal control over compliance* is a deficiency, or combination of deficiencies, in internal control over compliance, such that there is a reasonable possibility that material noncompliance with a type of compliance requirement of a federal program will not be prevented, or detected and corrected, on a timely basis. A *significant deficiency in internal control over compliance* is a deficiency, or a combination of deficiencies, in internal control over compliance with a type of compliance requirement of a federal program that is less severe than a material weakness in internal control over compliance, yet important enough to merit attention by those charged with governance.

Our consideration of internal control over compliance was for the limited purpose described in the Auditors' Responsibilities for the Audit of Compliance section above and was not designed to identify all deficiencies in internal control over compliance that might be material weaknesses or significant deficiencies in internal control over compliance. Given these limitations, during our audit we did not identify any deficiencies in internal control over compliance that we consider to be material weaknesses, as defined above. However, material weaknesses or significant deficiencies in internal control over compliance may exist that were not identified.

Our audit was not designed for the purpose of expressing an opinion on the effectiveness of internal control over compliance. Accordingly, no such opinion is expressed.

The purpose of this report on internal control over compliance is solely to describe the scope of our testing of internal control over compliance and the results of that testing based on the requirements of the Uniform Guidance. Accordingly, this report is not suitable for any other purpose.

PricewaterhouseCoopers LLP

San Francisco, California
March 21, 2025



655 N. Central Avenue
Suite 1550
Glendale, CA 91203

www.vasquez.cpa

213-873-1700
OFFICE

\ LOS ANGELES
\ SAN DIEGO
\ IRVINE
\ SACRAMENTO
\ FRESNO
\ PHOENIX
\ LAS VEGAS
\ MANILA, PH

Independent Auditor's Report on Compliance for the State Administrative Matching Grants for the Supplemental Nutrition Assistance Program Cluster Major Federal Program and on Internal Control Over Compliance Required by the Uniform Guidance

To the Regents of the University of California

Report on Compliance for the State Administrative Matching Grants for the Supplemental Nutrition Assistance Program Cluster Major Federal Program

Opinion on the State Administrative Matching Grants for the Supplemental Nutrition Assistance Program Cluster Major Federal Program

We have audited the University of California's (the "University") (a component unit of the State of California) compliance with the types of compliance requirements identified as subject to audit in the *OMB Compliance Supplement* that could have a direct and material effect on the State Administrative Matching Grants for the Supplemental Nutrition Assistance Program Cluster (SNAP Cluster) major federal program of the University for the year ended June 30, 2024, which is identified in the summary of auditor's results section of the accompanying schedule of findings and questioned costs.

In our opinion, the University complied, in all material respects, with the compliance requirements referred to above that could have a direct and material effect on the SNAP Cluster major federal program for the year ended June 30, 2024.

Basis for Opinion on the State Administrative Matching Grants for the Supplemental Nutrition Assistance Program Cluster Major Federal Program

We conducted our audit of compliance in accordance with auditing standards generally accepted in the United States of America (US GAAS); the standards applicable to financial audits contained in *Government Auditing Standards* issued by the Comptroller General of the United States; and the audit requirements of Title 2 U.S. *Code of Federal Regulations* Part 200, *Uniform Administrative Requirements, Cost Principles, and Audit Requirements for Federal Awards* (Uniform Guidance). Our responsibilities under those standards and the Uniform Guidance are further described in the Auditor's Responsibilities for the Audit of Compliance section of our report.

We are required to be independent of the University and to meet our other ethical responsibilities, in accordance with relevant ethical requirements relating to our audit. We believe that the audit evidence we have obtained is sufficient and appropriate to provide a basis for our opinion on compliance for the SNAP Cluster major federal program. Our audit does not provide a legal determination of the University's compliance with the compliance requirements referred to above.



Responsibilities of Management for Compliance

Management is responsible for compliance with the requirements referred to above and for the design, implementation, and maintenance of effective internal control over compliance with the requirements of laws, statutes, regulations, rules and provisions of contracts or grant agreements applicable to the University's federal programs.

Auditor's Responsibilities for the Audit of Compliance

Our objectives are to obtain reasonable assurance about whether material noncompliance with the compliance requirements referred to above occurred, whether due to fraud or error, and express an opinion on the University's compliance based on our audit. Reasonable assurance is a high level of assurance but is not absolute assurance and therefore is not a guarantee that an audit conducted in accordance with US GAAS, *Government Auditing Standards*, and the Uniform Guidance will always detect material noncompliance when it exists. The risk of not detecting material noncompliance resulting from fraud is higher than for that resulting from error, as fraud may involve collusion, forgery, intentional omissions, misrepresentations, or the override of internal control. Noncompliance with the compliance requirements referred to above is considered material, if there is a substantial likelihood that, individually or in the aggregate, it would influence the judgment made by a reasonable user of the report on compliance about the University's compliance with the requirements of each major federal program as a whole.

In performing an audit in accordance with US GAAS, *Government Auditing Standards*, and the Uniform Guidance, we:

- Exercise professional judgment and maintain professional skepticism throughout the audit.
- Identify and assess the risks of material noncompliance, whether due to fraud or error, and design and perform audit procedures responsive to those risks. Such procedures include examining, on a test basis, evidence regarding the University's compliance with the compliance requirements referred to above and performing such other procedures as we considered necessary in the circumstances.
- Obtain an understanding of the University's internal control over compliance relevant to the audit in order to design audit procedures that are appropriate in the circumstances and to test and report on internal control over compliance in accordance with the Uniform Guidance, but not for the purpose of expressing an opinion on the effectiveness of the University's internal control over compliance. Accordingly, no such opinion is expressed.

We are required to communicate with those charged with governance regarding, among other matters, the planned scope and timing of the audit and any significant deficiencies and material weaknesses in internal control over compliance that we identified during the audit.



Report on Internal Control Over Compliance

A deficiency in internal control over compliance exists when the design or operation of a control over compliance does not allow management or employees, in the normal course of performing their assigned functions, to prevent, or detect and correct, noncompliance with a type of compliance requirement of a federal program on a timely basis. A *material weakness in internal control over compliance* is a deficiency, or combination of deficiencies, in internal control over compliance, such that there is a reasonable possibility that material noncompliance with a type of compliance requirement of a federal program will not be prevented, or detected and corrected, on a timely basis. A *significant deficiency in internal control over compliance* is a deficiency, or a combination of deficiencies, in internal control over compliance with a type of compliance requirement of a federal program that is less severe than a material weakness in internal control over compliance, yet important enough to merit attention by those charged with governance.

Our consideration of internal control over compliance was for the limited purpose described in the Auditor's Responsibilities for the Audit of Compliance section above and was not designed to identify all deficiencies in internal control over compliance that might be material weaknesses or significant deficiencies in internal control over compliance. Given these limitations, during our audit we did not identify any deficiencies in internal control over compliance that we consider to be material weaknesses, as defined above. However, material weaknesses or significant deficiencies in internal control over compliance may exist that were not identified.

Our audit was not designed for the purpose of expressing an opinion on the effectiveness of internal control over compliance. Accordingly, no such opinion is expressed.

The purpose of this report on internal control over compliance is solely to describe the scope of our testing of internal control over compliance and the results of that testing based on the requirements of the Uniform Guidance. Accordingly, this report is not suitable for any other purpose.

Glendale, California
March 21, 2025

University of California
Schedule of Findings and Questioned Costs
Year Ended June 30, 2024

SECTION I – SUMMARY OF AUDITOR’S RESULTS

Financial Statements - PwC

Type of auditor’s report issued:	Unmodified opinion
Internal control over financial reporting:	
• Material weakness(es) identified?	No
• Significant deficiency(ies) identified that are not considered to be material weaknesses	None reported
Noncompliance material to the financial statements noted?	No

Federal Awards - PwC

Internal control over major programs:	
• Material weakness(es) identified?	No
• Significant deficiency(ies) identified that are not considered to be material weaknesses	None reported
Type of auditor’s report issued on compliance for major programs	Unmodified opinion
Any audit findings that are required to be reported in accordance with 2 CFR 200.516(a)?	Yes

Federal Awards – Vasquez + Company

Internal control over major programs:	
• Material weakness(es) identified?	No
• Significant deficiency(ies) identified that are not considered to be material weaknesses	None reported
Type of auditor’s report issued on compliance for major programs	Unmodified opinion
Any audit findings that are required to be reported in accordance with 2 CFR 200.516(a)?	No

Identification of major programs:

Program Name	Assistance Listing Number(s)
Student Financial Assistance Cluster (PwC)	Various
SNAP Cluster (Vasquez + Company)	10.561

Dollar threshold used to distinguish between type A and type B programs: \$21,996,526

Auditee qualified as a low-risk auditee? Yes

SECTION II – FINANCIAL REPORTING FINDINGS

None noted.

University of California

Schedule of Findings and Questioned Costs

Year Ended June 30, 2024

SECTION III – FEDERAL AWARD FINDINGS AND QUESTIONED COSTS

2024-001 – Verification status code within the Common Origination and Disbursement System

Cluster: Student Financial Assistance
Sponsoring Agency: Department of Education
Award Name: Federal Pell Grants
Award Number: Various
Assistance Listing Title: Federal Pell Grant Program
Assistance Listing Number: 84.063
Award Year: 2023-2024
Pass-through entity: Not applicable

Criteria

For each Federal Pell Grant award disbursed to a student selected for verification, a school must report the student's verification status to the Department of Education via the Common Origination and Disbursement (COD) System. To do this, the school includes a verification status code ("W," "V," or "S") in the Common Record document it submits to the COD System via batch processing or when it creates the award online via the COD website.

Condition

Through testing of 100 students selected for verification by the ED across four campuses, we noted at one campus the verification status code was incorrectly reported for all students selected who received federal Pell Grant awards (17 out of 25 selections at this campus). For these selections, status code "S" was incorrectly reported instead of status code "V". Status code "S" indicates the student was not verified because the student met certain exclusions, whereas status code "V" indicates the student has been verified. In each instance, we saw evidence the campus performed verification procedures, but did not update the status code appropriately.

Cause

Through discussion with campus student financial aid personnel, the campus uses a Population Selection feature (Popsel) within Banner that allows users to select groups of people for various processes and upon looking into the cause of the condition identified above, the campus identified an error in this configuration for the 2023-2024 award year. The system was pulling an "S" based on configurations appropriate for the 2021-2022 and 2022-2023 award years when certain waivers were in place and the campus failed to revert the Popsel back to its standard configuration after the waivers were lifted for the 2023-2024 award year.

Effect

As a result of this misconfiguration, the verification status code was incorrectly aligned to a given student group and the system was feeding incorrect information to the COD. As such, the Department of Education was not made aware that these students were indeed verified, as required.

Questioned Costs

None noted.

Recommendation

We recommend the campus establish a process to annually review guidance changes and to assess the related impact from an automated system perspective. To the extent there are changes impacting certain automated processes or other configurations, the campus should have change management procedures that are followed, including new configurations and testing of those configurations (or other changes) prior to the new award year.

University of California
Schedule of Findings and Questioned Costs
Year Ended June 30, 2024

Management's Views and Corrective Action Plan

Management's response is included in "Management's Views and Corrective Action Plan" included at the end of this report after the summary schedule of status of prior audit findings.

University of California

Schedule of Findings and Questioned Costs

Year Ended June 30, 2024

2024-002 – Disbursement notifications and E-Sign Act

Cluster: Student Financial Assistance

Sponsoring Agency: Department of Education

Award Names: Federal Pell Grant Program, Federal Direct Student Loans

Award Numbers: Various

Assistance Listing Titles: Federal Pell Grant Program, Federal Direct Student Loans

Assistance Listing Numbers: 84.063, 84.268

Award Year: 2023-2024

Pass-through entity: Not applicable

Criteria

Prior to making a disbursement, the school must notify students of the amount and type of Title IV funds they are expected to receive, and how and when those disbursements will be made (often referred to as an award letter or college financing plan) (34 CFR 668.165(a)(1)).

The *Electronic Signatures in Global and National Commerce Act* (“E-Sign Act”) states that a school must obtain a student’s voluntary consent to participate in electronic transactions.

Condition

Through testing of 100 individual federal student financial aid award disbursements across four campuses, we noted the following at one campus:

- For three out of 25 student disbursements selected for testing, the students did not receive an award letter and thus were not made aware of the amount and type of Title IV funds they were to receive and how and when those disbursements would be made.
- We noted annually each student signs off on certain terms and conditions before they accept federal student assistance, however, a statement prompting the student to voluntarily consent to participate in electronic transactions was not included in the list of terms and conditions.

Cause

Campus personnel noted that an award letter (or other communication of award disbursements to be made) was not sent to these students due to a Population Selection feature (Popsel) within Banner that did not correctly select a certain subgroup of students.

Additionally, while the campus has a Financial Responsibility Agreement that was intended to be provided annually to students when they sign-off on other Terms of Service, when looking into the matter above, campus personnel identified that this agreement has not been displayed to students since 2020. It was in the “test” system, but never moved to “production” due to management oversight.

Effect

If a student is not provided with notifications of disbursement prior to the disbursement, they may not be able to decline the funding, if they so choose, in a timely manner. Additionally, while there is no evidence of such events occurring with regard to the aid year under audit, a lack of student consent to participate in electronic transactions may result in the transactions being denied legal effect, validity, or enforceability solely because it is in electronic form or because an electronic signature or electronic record was used in its formation.

Questioned Costs

None noted.

Recommendation

We recommend the campus implement controls to annually review automated processes or other configurations for completeness and accuracy.

University of California
Schedule of Findings and Questioned Costs
Year Ended June 30, 2024

Management's Views and Corrective Action Plan

Management's response is included in "Management's Views and Corrective Action Plan" included at the end of this report after the summary schedule of status of prior audit findings.

University of California

Schedule of Findings and Questioned Costs

Year Ended June 30, 2024

2024-003 – Late return of Title IV funds and reviews of calculations

Cluster: Student Financial Assistance

Sponsoring Agency: Department of Education

Award Names: Federal Supplemental Educational Opportunity Grants, Federal Work-Study Program, Federal Pell Grant Program, Federal Direct Student Loans

Award Numbers: Various

Assistance Listing Titles: Federal Supplemental Educational Opportunity Grants, Federal Work-Study Program, Federal Pell Grant Program, Federal Direct Student Loans

Assistance Listing Numbers: 84.007, 84.033, 84.063, 84.268

Award Year: 2023-2024

Pass-through entity: Not applicable

Criteria

Returns of Title IV funds are required to be deposited or transferred into the SFA account or, alternatively, electronic fund transfers are required to be initiated to the Department of Education as soon as possible, but no later than 45 days after the date the institution determines that the student withdrew. Returns by check are late if the check is issued more than 45 days after the institution determined the student withdrew or the date on the canceled check shows the check was endorsed more than 60 days after the date the institution determined that the student withdrew (34 CFR 668.173(b)).

Additionally, 2 CFR section 200.303 requires that non-federal entities receiving federal awards establish and maintain internal control over the federal awards that provides reasonable assurance that the non-federal entity is managing the federal awards in compliance with federal statutes, regulations, and the terms and conditions of the federal awards.

Condition

Through testing of 100 students with Title IV awards who withdrew or otherwise left the University across four campuses, we noted the following at two campuses:

- 16 of 25 student selections tested at one campus required a Title IV refund to be submitted to the Department of Education. In three of the 16 instances, the refund was not submitted to the Department of Education within 45 days. On average, they were submitted 61 days late.
- One campus has a control by which an individual reviews a report of all withdrawn students to determine if a return of Title IV calculation is required and performs the refund calculation, if applicable. This individual signs off on the withdrawn students report to indicate that all students have been reviewed and calculations completed, if necessary, and a secondary review is performed by a Compliance Officer to ensure accuracy and compliance of refunds. Through testing of 25 students and tracing them to the withdrawn students report applicable for the date of their status change, while the report and refund calculation were prepared timely, the secondary review for 14 out of the 25 selections occurred on average 115 days after the initial report was prepared.

Cause

- Management at the first campus indicated that the late returns of Title IV funds were due to competing priorities and lack of training on the implications of late returns.
- Management at the second campus indicated that due to staffing changes, the secondary reviews did not happen in a timely manner.

Effect

The lack of timeliness in the return of Title IV aid could result in the University accruing additional interest that will need to be assessed and paid back and lack of reviews of the calculation could result in an error being undetected.

University of California
Schedule of Findings and Questioned Costs
Year Ended June 30, 2024

Questioned Costs

None noted.

Recommendation

We recommend both campuses review their staffing and training protocols to ensure that in the event of turnover there are no gaps in the management of Title IV refund requirements and controls.

Management's Views and Corrective Action Plan

Management's response is included in "Management's Views and Corrective Action Plan" included at the end of this report after the summary schedule of status of prior audit findings.

University of California

Schedule of Findings and Questioned Costs

Year Ended June 30, 2024

2024-004 – Enrollment reporting

Cluster: Student Financial Assistance

Sponsoring Agency: Department of Education

Award Name: Pell Grant Program and Federal Direct Student Loans

Award Number: Various

Assistance Listing Title: Federal Pell Grant Program and Federal Direct Student Loans

Assistance Listing Numbers: 84.033 and 84.268

Award Year: 2023-2024

Pass-through entity: Not applicable

Criteria

Institutions must review, update, and certify student enrollment statuses, program information, and effective dates that appear on the Enrollment Reporting Roster file or on the Enrollment Maintenance page of the NSLDS Professional Access (NSLDS). There are two categories of enrollment information, “Campus Level” and “Program Level,” both of which need to be reported accurately and have separate record types. (34 CFR 685.309)

Additionally, when a Direct Loan was made to or on behalf of a student who was enrolled or accepted for enrollment at the institution, and the student ceased to be enrolled on at least a half-time basis or failed to enroll on at least a half-time basis for the period for which the loan was intended; or a student who is enrolled at the institution and who received a loan under Title IV has changed his or her permanent address, the institution must report the change in its next updated Enrollment Reporting Roster file (due within 60 days of the change). (34 CFR 685.309)

Condition

Through testing of 100 students across four campuses of enrollment status changes, we noted the following:

- Campus 1
 - Five out of 25 student selections were not reported to NSLDS within 60 days of the effective change date. On average, they were reported 6 days late.
 - 11 out of 25 student selections had a graduation effective date that was not reported accurately in the program level information.
 - Three out of 25 student selections had status change effective dates per the student file that did not match with either program level information, campus level information, or both.
- Campus 2 - Two out of 25 student selections were not reported to NSLDS within 60 days of the effective change date. On average, they were reported 80 days late.
- Campus 3
 - 3 out of 25 student selections were not reported to NSLDS within 60 days of the effective change date. On average, they were reported 73 days late.
 - Three out of 25 student selections had a graduation effective date that was not reported accurately in the program level or campus level information. Two of these students were also never reported as “graduated” to NSLDS, but rather remained noted as “withdrawn”. Additionally, one out of 25 student selections had a change in status that was not reflected correctly in the program level of information (the status date was 15 days prior to the actual status change date).
- Campus 4
 - Four out of 25 student selections were not reported to NSLDS within 60 days of the effective change date. On average, they were reported 23 days late.
 - For 24 out of 25 student enrollment status change selections, the effective date of the status change date did not agree to the program level information. Additionally, for two out of 25 selections, the status change date did not agree to the campus level information.

University of California

Schedule of Findings and Questioned Costs

Year Ended June 30, 2024

Cause

- Campus 1
 - The Campus takes approximately four weeks to confer degrees to graduated students, but instead of reporting the student first as withdrawn and then switching the student status to graduated upon degree conferral, the campus waited until the degree conferral process was complete to report. As such, more than 60 days had elapsed before either a withdrawn or graduation status was reported to NSLDS.
 - Campus personnel noted that they report the actual graduation date at the campus level, but the date reported at the program level is the last day of instruction for the term. This cadence in reporting results in the different dates being captured versus the actual graduation date being consistent in both the program level and campus level information.
 - Campus personnel noted that the date inconsistencies are due to data flows and processes within the third-party service organization they utilize, and that the discrepancy is not on the student record itself. This issue continues to be reviewed by management to identify the root cause.
- Campus 2 – The exceptions in both cases were for students having a change of status during a summer term and timing as to when those changes happened versus when they were reported to their third-party servicer and when they were ultimately reported to NSLDS.
- Campus 3
 - Campus personnel noted that the late reporting was due to time lapsing between when files were sent to their third-party servicer and when that third party servicer sent the files to NSLDS.
 - In terms of the second issue, management noted that the date inconsistencies are due to data flows and processes within the third-party service organization they utilize. These inconsistencies were not identified as errors by the servicer and thus they were not made aware of them.
- Campus 4
 - Campus personnel noted that they uploaded multiple reports to their third-party servicer with the student information, but the information did not get processed and recorded as received by NSLDS due to a data error that did not route back to the campus for resolution.
 - Each time an enrollment roster is submitted, errors are returned to the campus and some require resolution to move forward and others do not. Campus personnel noted that these discrepancies are likely items they did not look into further due to limited time, as they were not required to be resolved before a file could be sent to NSLDS.

Effect

The effective administration of Title IV loans could be impacted when changes in students' status are not reported timely and accurately. The accuracy of enrollment information is important as the student's enrollment status determines eligibility for the in-school status, deferment, grace periods, and repayments, as well as the Government's payment of interest subsidies.

Questioned Costs

None noted.

Recommendation

We recommend management implement controls to identify inconsistencies in enrollment reporting information and to report to NSLDS in a timely manner.

Management's Views and Corrective Action Plan

Management's response is included in "Management's Views and Corrective Action Plan" included at the end of this report after the summary schedule of status of prior audit findings.

University of California

Summary Schedule of Status of Prior Audit Findings

Year Ended June 30, 2024

2022-001, 2023-001: IT General Controls for Retirement System (Significant Deficiency) - Closed

Condition

The University implemented Redwood, a retirement recordkeeping system in March 2019, which is used throughout the University, except Benioff Children's Hospital & Research Center Oakland. The University partners with a vendor to perform hosting of the system and certain IT controls responsibilities are outsourced to the vendor for the retirement system, including:

- Granting/revoking database level access including database administrator privileged access (i.e. provisioning/deprovisioning);
- Developing changes, testing changes, and migrating changes into production as well as ensuring separation of duties between developers and migrators, and
- Restricting access to the job scheduler used to run the new retirement system jobs.

While the University has processes over those IT activities within their control, the University relies on the vendor for the aforementioned execution of key IT general controls. In situations where significant operations are subject to third party oversight, service organizations will typically provide users with an AICPA Systems & Organization Controls audit report that specifically addresses the design and operating effectiveness of internal controls (SOC 1 Type 2 report).

In 2019, documentation could not be provided by the vendor to evidence the design, implementation, and operation of key IT controls. The result was the absence of key vendor IT controls over the making and migrating of changes; granting/revoking database level access and restricting access to the job scheduler which results in no IT controls over on the ongoing validity, completeness or accuracy of the data processed in the retirement system or in the reports generated from the retirement system.

Management concluded that the SOC 1 Type 2 reports for Redwood provided by the vendor were insufficient in order to determine the effectiveness of key IT controls at the service provider. Documentation could not be provided by the vendor to evidence the design, implementation, and operation of key IT controls. As such, consistent with fiscal years 2019 through 2022, this was determined to be a significant deficiency in internal control over financial reporting requiring communication to those charged with governance and in 2023 was considered a repeat finding of 2022-001.

Additionally, as part of the 2023 sample testing of participant data records provided to the University's actuary for the net retiree health benefits liability valuation, PwC identified data discrepancies related to two of the benefit plan participants. After examining the identified discrepancies, management informed us that limited participant subsets of actives and retirees were not properly reflected in the final census data files that were submitted to its actuary due to errors within the Redwood system. This resulted in the actuarial valuation understating the University's net retiree health benefits liability by a de minimis amount.

PwC Recommendation

It was recommended the University undertake actions to have the aforementioned IT general controls related to the retirement system designed and implemented appropriately, including maintaining the evidence of operating effectiveness of related controls.

Management Actions Taken

Effective December 2023, the University of California Office of the President (UCOP) migrated the Redwood System from the vendor managed environment to UCOP Information Technology Services (ITS) managed environment. Simultaneously, the application support and hosting has also moved from the vendor to UCOP ITS.

University of California

Summary Schedule of Status of Prior Audit Findings

Year Ended June 30, 2024

The University is now leveraging an internal enterprise IT controls process that is appropriately designed and implemented. Key IT processes, including access management, change management, and job scheduler access, are now governed by internal controls designed to ensure proper oversight and segregation of duties, as follows:

- The ITS Infra Ops team performs Redwood database level access account provisioning/deprovisioning via a standard Service Now workflow upon approval by BIS (Business unit). This follows the same account provisioning/deprovisioning process for all the other Redwood components (file shares, AD accounts, FileNet, etc). Granting/revoking database level access is managed via Redwood Active Directory security group permissions.
- BIS performs a semi-annual audit review of all user accounts that have been granted access. Supervisors/managers review the accounts and approve or cancel to meet compliance requirements.

With these transitions, the University now has complete oversight of security issues on a go forward basis.

University of California

Summary Schedule of Status of Prior Audit Findings

Year Ended June 30, 2024

2021-003 Suspension and Debarment - Closed

Cluster: Research and Development

Sponsoring Agency: Various across three campuses

Award Names: Various across three campuses

Award Numbers: Various across three campuses

Assistance Listing Title: Various across three campuses

Assistance Listing Number: Various across three campuses

Award Year: 2020 – 2021

Pass-through entity: Various across three campuses

Condition

- When testing 25 transactions greater than \$10,000 at one campus, PwC noted 9 instances where a suspension and debarment check was not performed prior to payment of the vendor. On average, these checks were 330 days after the payment date.
- Through PwC's testing at a second campus, campus policy requires SAM.gov support be attached as part of the purchasing package. However, if the vendor cannot be located on SAM.gov, the UCOP Debarment/Anti-Lobby form will be sent to the vendor to certify that the vendor was not suspended or debarred. For 2 out of 25 selections, the Purchasing department was unable to provide either form of support.
- Through PwC's testing at a third campus, there is a policy that a SAM.gov check be attached to each purchase order. Through PwC's testing of 25 selections, we noted 11 instances where the SAM.gov check was performed after the execution of the purchase order and 8 instances where no SAM.gov support could be provided.

PwC Recommendation

PwC recommend the affected campuses review their policies and procedures specific to suspension and debarment checks and provide training to personnel. To the extent a third-party servicer is used for suspension and debarment purposes, the role of Visual Compliance should be understood by all personnel, including when it can and cannot be relied upon.

Management Actions Taken

The campuses impacted took the following actions:

Campus One

Resolved in FY2023

Campus Two

With the new systems, Oracle (Aggie Enterprise), orders fall into two overall categories: Department Orders and Procurement and Contracting Services (PCS) Orders. Prior to December 31, 2023 – Procurement System was Kuali Financial System (KFS), eProcurement/catalog was known as AggieBuy. Starting January 1, 2024 – Procurement System is Oracle (Aggie Enterprise) that also contain eProcurement Catalog orders.

- Department orders are those which the department has been delegated the authority to place and include Catalog Orders (placed against an approved catalog agreement) and Sourced Agreements (either those done through a RFP process by UCOP or UCD Strategic Sourcing). Sourced orders are master agreements and made available to the campus departments without a PCS buyer touching it. In January 2024, campus began employing Descartes Visual Compliance software to check suppliers for debarment and exclusion on a daily basis. If any matches are found, the supplier will be inactivated, and Purchase Orders will not be finalized.
- PCS Orders follow the UCOP Federal Fund Checklist. Campus PCS will check for debarment on all orders, first via Sam.Gov. If a supplier is not located through the search, the UCOP Debarment

University of California
Summary Schedule of Status of Prior Audit Findings
Year Ended June 30, 2024

Certification Form is sent to the supplier for signature. Training for PCS buyers will be done on a biannual basis to cover the proper procedures and documentation required. Buyer training includes documentation requirements, Federal Funds Checklist, and SAM.gov navigation instructions.

Campus Three

Refer to finding 2023-004 for an update on this matter as a whole.

University of California

Summary Schedule of Status of Prior Audit Findings

Year Ended June 30, 2024

2022-002 – Reporting into the Common Origination and Disbursement (COD) System - Closed

Cluster: Student Financial Assistance

Sponsoring Agency: Department of Education

Award Names: Federal Pell Grant Program and Federal Direct Student Loans

Award Numbers: Not applicable

Assistance Listing Title: Federal Pell Grant Program and Federal Direct Student Loans

Assistance Listing Numbers: 84.063 and 84.268

Award Year: 2021-2022

Pass-through entity: Not applicable

Condition

Through PwC's testing of 100 selections across 4 campuses, they noted at one campus that the date of disbursement per the COD did not match the date per the student account detail for 12 out of 25 selections. Additionally, 5 of the 25 selections were not reported to COD within 15 calendar days of the disbursement to the student. On average, the 5 disbursements were reported 9 calendar days late. Lastly, for one selection, a student was reported into the COD 8 days before the disbursement, which is one day earlier than permitted by the regulation.

PwC Recommendation

PwC recommended the campus provide additional training on COD reporting requirements, including on the disbursement dates that should be reported and the timeline for reporting and that additional reviews be considered to identify potential errors prior to submission into the COD.

Management Actions Taken

The campus's legacy financial aid management system, FAME, was retired in September 2024 after 32 years. Throughout FY2024, while FAME was still in use, the fiscal team conducted regular internal audits of our operations through several reports to validate accuracy of student enrollment, disbursements and eligibility for financial aid.

The transition to Oracle SFP is ongoing as of January 2025. To support timely review and reconciliation, we have been approved to hire a new fiscal staff member and a new compliance staff member to ensure we are following all statutory compliance requirements including the return of Title IV funding. The fiscal team continues to meet bi-weekly to assess reconciliation reports, review processes and procedures, and prioritize workload. Additionally, we continue to develop and monitor reconciliation reports in Oracle SFP to address emerging issues and maintain compliance.

University of California

Summary Schedule of Status of Prior Audit Findings

Year Ended June 30, 2024

2022-003 – Return of Title IV Funds - Open

Cluster: Student Financial Assistance

Sponsoring Agency: Department of Education

Award Names: Federal Supplemental Educational Opportunity Grants (FSEOG), Federal Pell Grant Program and Federal Direct Student Loans

Award Numbers: Not applicable

Assistance Listing Title:

Assistance Listing Numbers: 84.007, 84.063 and 84.268

Award Year: 2021-2022

Pass-through entity: Not applicable

Condition

Through PwC's testing of 100 students with Title IV awards who withdrew or otherwise left the University across 4 campuses, they noted the following at 2 campuses:

- 25 students were selected for testing at 1 campus and 6 of those 25 selections required a Title IV refund be submitted to the Department of Education. In 5 out of 6 of these instances, the refund was not submitted to the Department of Education within 45 days. On average, they were submitted 61 days late.
- 25 students were selected for testing at 1 campus and 15 of those 25 selections required a Title IV refund be submitted to the Department of Education. In 2 out of 15 of these instances, the refund was not submitted to the Department of Education within 45 days. On average, they were submitted 17 days late.

PwC Recommendation

PwC recommended both campuses review their staffing and training protocols to ensure in the event of turnover that there are no gaps in the management Title IV refund requirements.

Management Actions Taken

The campuses impacted took the following actions:

Campus One

During PwC's remediation testing in FY2024, a sample of 25 withdrawn students was reviewed, and it was noted that 12 required refunds. Of those, 2 refunds were submitted late, with an average delay of 8 days. These findings were based on the obsolete financial aid management system, FAME, which was retired at the conclusion of the 2023-24 aid year in September 2024.

The university has taken proactive steps to enhance compliance and improve the Return of Title IV (R2T4) process. The implementation of the Oracle Student Financial Planning (SFP) system aid management system continues as of January 2025, with support from an external implementation vendor. Oracle SFP will automate and streamline the R2T4 process, reducing the risk of delays and ensuring timely refunds.

Additional mitigation efforts include:

- Additional staff positions to strengthen our financial aid team's capacity to perform timely and accurate R2T4 calculations and returns.
- The fiscal team meets bi-weekly to review policies, procedures, and workload prioritization to maintain compliance and improve efficiency.
- Despite staffing challenges in 2024, the team remains committed to ensuring a smooth transition to Oracle SFP. Ongoing testing and refinements are being conducted to optimize the system's capabilities and verify compliance.

With the full implementation of Oracle SFP in 2025 and the reinforcement of staff and procedures, we

University of California
Summary Schedule of Status of Prior Audit Findings
Year Ended June 30, 2024

will ensure compliance with federal regulations and timely processing of refunds.

Campus 2
Resolved in FY2023

University of California

Summary Schedule of Status of Prior Audit Findings

Year Ended June 30, 2024

2022-004 – Enrollment Reporting - Closed

Cluster: Student Financial Assistance

Sponsoring Agency: Department of Education (ED)

Award Names: Federal Pell Grant Program and Federal Direct Student Loans

Award Numbers: Not applicable

Assistance Listing Titles: Federal Pell Grant Program and Federal Direct Student Loans

Assistance Listing Numbers: 84.063 and 84.268

Award Year: 2021-2022

Pass-through entity: Not applicable

Condition

Through PwC's testing of 100 enrollment reporting selections across four campuses, they noted the following at two campuses:

- For three of 25 selections at one campus, PwC noted that the effective date of the change per NSLDS did not agree to the effective date of the actual status change per the student file. In each of these instances, the student was changing from part-time to full-time.
- For four of 25 selections at a second campus, PwC noted that the students were reported as withdrawn when they should have been reported as graduated.

PwC Recommendation

PwC recommended management implement controls to identify inconsistencies in enrollment reporting information and to ensure COD error reports are resolved in a timely manner.

Management Actions Taken

The campuses impacted took the following actions:

Campus One

We resolved the issue above during FY2023, however, in FY2023 when PwC was completing their remediation testing, they noted an additional discrepancy not corrected by the initial programming fix. More specifically, PwC noted that four out of 25 selections had status change effective dates that differed between NSLDS campus enrollment details and NSLDS program enrollment details. In all cases, the effective date per the NSLDS campus enrollment details agreed to the effective date per the school records. However, the effective date per the NSLDS program enrollment details was incorrect.

We implemented modifications to the program that creates the NSC data file in February of 2024. The fix resolved the mismatch issue between Campus Level effective dates and Program Level effective dates.

Campus Two

Resolved in 2023.

University of California

Summary Schedule of Status of Prior Audit Findings

Year Ended June 30, 2024

2023-002 – Transfer of costs from HEERF to FEMA not reported in HEERF quarterly report - Closed

Cluster: Not applicable

Sponsoring Agency: Department of Education (ED)

Award Name: COVID-19 Higher Education Emergency Relief Fund (HEERF) – Institutional Portion

Award Number: P425F202631 - 20B

Assistance Listing Title: COVID-19 - Education Stabilization Fund

Assistance Listing Number: 84.425F

Award Year: 2020-2021

Pass-through entity: Not applicable

Condition

Through PwC's testing of Federal Emergency Management Agency ("FEMA") submissions across three campuses, they compared costs in the FEMA transaction detail to those in quarterly HEERF submissions to understand whether there might be any duplication of costs. Through their review of the March 31, 2021 HEERF institutional report and their testing of HEERF in FY2021, PwC identified \$3.4 million related to COVID-19 testing purchased from a vendor that was included in the FEMA submission selected for testing at one campus. The campus was transparent in its application with FEMA that the cost was being transferred from HEERF and PwC obtained evidence of the cost transfer in the general ledger, however, the March 31, 2021 HEERF quarterly institutional report was not revised to reflect this change and subsequent replacement of this amount with lost revenue.

PwC Recommendation

PwC recommended the campus modify its March 31, 2021 quarterly HEERF institutional report to prominently identify the changes and post a revised report on the campus website along with the other completed quarterly HEERF reports.

Management Actions Taken

The campus amended the March 31, 2021, quarterly HEERF institutional report by prominently highlighting the modifications.

- A revised report has been uploaded to the campus website (UCLA Financial Aid and Scholarships – HEERF Institutional Portion Reports) alongside the other completed quarterly HEERF reports.
- In accordance with Department of Education guidelines, the old report has been replaced with the updated version, clearly indicating the date of the revision.
- While there were no difficulties encountered in modifying and posting the updated quarterly report, it should be noted that modifications to the HEERF Annual Performance Report cannot be made due to lack of access to update or amend the FY21 Annual Report.

University of California

Summary Schedule of Status of Prior Audit Findings

Year Ended June 30, 2024

2023-003 – Equipment and real property management - Closed

Cluster: Research and Development

Sponsoring Agency: Various

Award Names: All awards for 3 campuses with federal equipment expenditures in the SEFA

Award Numbers: Various

Assistance Listing Titles: Various

Assistance Listing Numbers: All awards for 3 campuses with equipment expenditures in the SEFA

Award Year: 2022-2023

Pass-through entity: All pass-through awards for 3 campuses with equipment expenditures in the SEFA

Condition

Through PwC's testing of federal equipment and real property management across three campuses, they noted the following:

- One campus has a control by which all custodians are responsible for the completion of their federal equipment inventory on a 2-year rolling basis, which includes timely review and approval of the Physical Inventory Certification Form. Through PwC's testing of 12 custodians, out of a population of 120, they noted that 11 custodians did not complete the Physical Inventory Certification Form within the two-year timeframe. On average these certifications were completed 263 days late.
- At a second campus, PwC noted a similar control in which a Department Inventorial Equipment Certification form is periodically required to be signed and submitted by each custodian. Through their testing of timeliness and approval of equipment inventories being performed by custodian, PwC selected 15 custodians, out of a population of 153, to ensure timely submission and approval of this form and noted the following:
 - Three of the sampled custodians submitted forms in early FY2022 and the next form was not due based on campus policy until FY2024; due dates for which were all beyond the two-year requirement. On average, using the scheduled due dates based on campus policy, these inventories would be 63 days late.
 - Eleven of the sampled custodians submitted the latest certifications during FY2022, FY2023 or FY2024, however, when compared to the date of the previous submission, the submissions were on average 274 days late when compared to the Uniform Guidance biennial requirement.
- At a third campus, PwC selected seven custodians for equipment observation procedures and for those seven custodians also obtained their annual inventory certification form, which was completed on a timely basis. One of the certifications that was attested to on this form was that the last inventory date on the equipment for which the custodian is responsible had been inventoried within the last two years. Through review of the underlying detail for these seven custodians, PwC noted two custodians with equipment that had not been inventoried within the two-year timeframe. For context, one custodian had 261 out of 972 pieces of equipment that had not been inventoried within the two year-period; a second custodian had 542 out of 569 assets that had not been inventoried within the two-year period, including 473 pieces having last inventory dates during calendar years 2012-2019.

PwC Recommendation

PwC recommended the campuses review their federal equipment policies and procedures and implement controls to ensure federal equipment inventories are completed on a timely basis in accordance with the Uniform Guidance requirements and that underlying details in the equipment management systems get updated timely, as applicable.

University of California

Summary Schedule of Status of Prior Audit Findings

Year Ended June 30, 2024

Management Actions Taken

Campus One

Management has taken the following actions:

- Controller's Office-Capital Accounting had been aware of past due inventories throughout the pandemic caused by on-site restrictions departmental asset custodians faced in their accessibility to complete inventories. Once the federal state of emergency was lifted in May 2023, the Capital Accounting team presented a status update on outstanding inventory counts to UCSF's Control Points Financial Officers (Control Points) to obtain Control Point's assistance in bringing awareness of the need to bring inventory counts to current status, Capital Accounting sent quarterly reports on overdue counts to the Control Points. Since this increased communication, there have been improvements in response rates and action taken by departmental custodians.
- In October 2023, Capital Accounting conducted outreach to departmental asset custodians in the form of a feedback survey with the goal to seek information on how our custodians have returned to work, difficulties they have with the inventories they are assigned, and if they need clarifications on the training surrounding capital asset policy and procedures. As a result of our custodian outreach, Capital Accounting learned that most custodians are on-site and can perform their physical inventories, so the shelter in place restrictions are no longer a barrier in completing these physical inventories. We also identified the need for additional training for departmental asset custodians to ensure ongoing understanding of related policy and procedures, such as physical inventory counts.
- Additionally, additional metrics were added to the quarterly Controller's Office Operational Metrics Report to now include outstanding inventories at a campus departmental level. This provides an opportunity for the Controller and other leaders within central finance administration to have better visibility on our efforts surrounding this key control.
- The Controller's Office provided Control Points with quarterly reports on physical inventory status to support escalation and departmental follow-ups and also tracked late inventory metrics in these reports for central Finance leadership.
- A deadline of June 30, 2024 was communicated to all custodians to bring their inventories up to date.
- The Controller's Office developed content to begin hosting bi-monthly town halls in March 2024 with department custodians to provide hands on support in assisting with their counts. We updated our training materials surrounding the tools (Peoplesoft) department custodians utilize for updating asset information with the goal for inventory results to be entered in a more timely manner. By June 2024, we completed our first series of live support sessions with our custodians. By September 2024, we rolled out refreshed training materials for departmental custodians. These are training guides that are hosted on the Controller's Office website and are mandatory during the onboarding of the custodians.
- The Controller's Office partnered with our Control Points to review the custodian role at each of their departments. We assessed FTEs with the custodian role and evaluated the number of equipment assigned to each custodian. The goal of this custodian role review was to provide insight into the workload of each custodian as we have noted some custodians have up to 1,000 assets assigned, which is an obstacle in the inventory timeliness. We worked with each control point area with how the custodian role is assigned within their areas and made any changes if needed.

Campus Two

Management has taken the following actions:

- Policy requires custodians to complete the Department Inventorial Equipment Certification Form within the first 18-months of the two-year measurement period.
- Implemented a static measurement period (the beginning and end dates of the two-year period) for each custodian to ensure compliance with the established certification deadlines.
- Increased the number of notifications sent to custodians reminding them of their responsibility to complete the certification form to begin on the six-month anniversary of the beginning of the measurement period and will continue to send notifications every 90 days thereafter for the next 12-

University of California

Summary Schedule of Status of Prior Audit Findings

Year Ended June 30, 2024

months (i.e. the 18-month anniversary of the beginning of the measurement period). On the 18-month anniversary, the notification frequency will increase to every 30 days until certification is completed.

- Enhanced our monitoring procedures by adding compliance reports highlighting custodians who are out of compliance with the 18-month performance period and will send notifications to custodians, custodian supervisors, and department heads notifying them they are out of compliance with University policy.

Campus Three

Management has taken the following actions:

- Discussed directly with the specific asset custodians the need and requirement to update the equipment management system (AMS) with the last inventory date.
 - It is to be noted that the two custodians who were part of the audit sample stated they had performed the physical inventory counts from downloaded excel sheet lists.
 - However, they did not finish updating the last inventory date in AMS after completing the physical inventory.
 - The custodians agreed to do a more thorough job of completing this step going forward in a timely manner, as required.
- Emphasized the importance of this requirement to update the last inventory dates in AMS during the annual Equipment Management Training conducted each Fall for all custodians.
- Followed up with e-mails to custodians and approvers who had not updated the last inventory date field at the time certifications were submitted. The two custodians associated with the finding did complete the updates to the last inventory date fields in AMS.

Going forward, we will also send an e-mail to both custodians and the department approvers who have not updated the dates at the time equipment certifications are submitted.

Our current AMS system only facilitates updating the last inventory date in the system one at a time in individual asset screens. It is a manual process that is time consuming for custodians with a large volume of equipment under their custody (hundreds in some instances). Due to a pause in our ERP system implementation, there is a delay in having a new inventory system. However, we continue to monitor the last inventory date updates in the AMS system and use both training and e-mail reminders to Custodians to meet the requirement.

University of California

Summary Schedule of Status of Prior Audit Findings

Year Ended June 30, 2024

2023-004 – Procurement, Suspension and Debarment - Closed

Cluster: Research and Development

Sponsoring Agency: NASA, National Science Foundation (NSF), Department of Energy (DOE), National Institutes of Health (NIH), Department of Health and Human Services (DHHS)

Award Names: Various

Award Numbers: NNX17AB45G, 2137984, 2230861, DE-SC0010064, DE-SC0022559, R01MH115979-05, 1R01DA054967-01A1, 1R01DK132735-01, 3UM1AI068636-15S3, 5R01HL155905-03, 5R01GM143536-03, 2RF1AG048120-06R, 5UM1AI106701-10R2

Assistance Listing Titles: Science, Mathematical and Physical Sciences, Biological Sciences, Office of Science Financial Assistance Program, Mental Health Research Grants, Drug Abuse and Addiction Research Programs, COVID-19 - Trans-NIH Research Support, COVID-19 - Allergy and Infectious Diseases Research, Allergy and Infectious Diseases Research, Biomedical Research and Training, Aging Research

Assistance Listing Numbers: 43.001, 47.049, 47.074, 81.049, 93.242, 93.279, 93.310, 93.855, 93.859, 93.866

Award Year: 2022-2023

Pass-through entity: N/A all are direct awards

Condition

Through PwC's testing of 88 procurement transactions greater than the micro-purchase threshold across

four campuses and 83 transactions related to suspension and debarment across four campuses, they noted the following at one campus:

- For four out of 25 procurement selections totaling \$964,259, the source selection and price reasonableness justification form was not completed and as such, PwC was unable to obtain documentation for how these vendors were selected.
- Seven SAM.gov checks of the 25 selected for testing, totaling \$900,152, were not dated and as such, PwC was unable to confirm these checks were completed in a timely manner. For six selections, totaling \$1,011,780, PwC was unable to obtain support that these vendors were either checked for suspension and debarment against SAM.gov or if the vendor was not listed on SAM.gov, evidence that the purchasing staff issued the Debarment Certification to the vendor to complete prior to the posting of the purchase order, as required by campus policy. Additionally, one Debarment and Certification form was dated after the posting of the purchase order on a transaction totaling \$249,850.

This is a repeat finding of 2021-003, which continued to remain open during FY2022.

PwC Recommendation

PwC recommended the campus provide additional training in this area and determine if there is a more effective way to flag federal transactions for buyers and when flagged, guidance is readily made available as to what documentation is required prior to executing the transaction.

Management Actions Taken

Starting January 2, 2024, the University's Procurement system, BruinBuy Plus, has been updated to incorporate federal transaction protocols. When purchase requests are made, the system will identify any transactions involving federal sources and send them to the central Purchasing unit for review. Before these transactions are approved, the central Procurement Buyer must ensure that all necessary documentation and checks are completed. Depending on the transaction's dollar amount or other specific requirements, certain transactions, such as those involving Covered Services, foreign entities or citizens, controlled substances, lasers, drones, Small Business First waivers, software, or hardware, may require additional approvals. All relevant documentation, including quotes, price reasonableness, and Statements of Work, is stored within BruinBuy Plus along with the transaction.

University of California

Summary Schedule of Status of Prior Audit Findings

Year Ended June 30, 2024

Central Buyers received training from November 27, 2023, to December 22, 2023, for two hours daily. Additionally, when new vendors are added to the University system through PaymentWorks, their eligibility is verified through a suspension and debarment check on Sam.gov. If a vendor is found to be suspended or debarred, they are not permitted to participate in BruinBuy Plus. This verification process has been in place since the launch of PaymentWorks on July 1, 2022, with all related documentation stored within PaymentWorks. Vendor status checks are completed during onboarding, with daily reviews of sanctions lists via PaymentWorks and annual debarment checks for all vendors.

UC awards suppliers systemwide contracts through a robust Request for Proposal process. As part of that process, checks for debarment related to a systemwide contract are as follows:

- Systemwide Procurement requires vendors to certify at the time of contract establishment that they are not debarred via a checklist
- Contracts are typically established for 3-7 years but can only go to 10 years per policy.
- All the RFP's are conducted in an e-sourcing tool called CalUsource, which campuses can access.

University of California

Summary Schedule of Status of Prior Audit Findings

Year Ended June 30, 2024

2023-005 – HEERF lack of compliance at one campus - (Significant deficiency) - Closed

Cluster: Not applicable

Sponsoring Agency: Department of Education (ED)

Award Names: COVID-19 Education Stabilization Fund

Award Numbers: P425E200430 and P425F201596

Assistance Listing Titles: COVID-19 Higher Education Emergency Relief Fund (HEERF) Student Aid Portion and Institutional Aid Portion

Assistance Listing Numbers: 84.425E and 84.425F

Award Year: 2022-2023

Pass-through entity: Not applicable

Condition

Through testing of the HEERF student portion at one campus, the following issues were noted related to various compliance requirements:

- *Cash management* - During the COVID-19 pandemic state of emergency, the Student Financial Aid HEERF draws at the campus were made based on anticipated student aid disbursements rather than actual disbursements. Based on PwC's understanding of management's drawdown process, they noted that in 2020, \$237,699 more was drawn down than was awarded to students and in 2022, \$7,262,247 more was drawn down at fiscal year-end than was awarded to students. The excess funds were awarded to students during FY2023; however, these awards were all made long after the required 15 calendar days from the date of the drawdown, with many of these disbursements not occurring until the Spring 2023 semester.

Additionally, as a result of having excess federal cash on hand, an interest calculation should have been completed to determine the amount of interest due back to the federal government and any amount due remitted to the government. The amount of interest that should have been remitted was estimated to be approximately \$173,000.

- *Eligibility* - There were no controls identified that could be tested relative to awarding funds to students. A policy was implemented explaining how HEERF funds were to be awarded to students under each tranche of HEERF and no exceptions were noted relative to this policy through PwC's FY2023 detailed testing; however, there were no secondary reviews documented to validate the amounts being awarded to students were complete and accurate and consistent with the policy.
- *Reporting* - The March 31, 2023 and June 30, 2023 quarterly HEERF reports were tested and PwC was unable to obtain support in an auditable format to agree the student information in question 2(b) within these reports to underlying detail. Additionally, through PwC's review of support in the June 30, 2023 report, in question 3(b) for the following sub-question: "Purchasing, leasing, or renting additional equipment or software to enable distance learning, or upgrading campus wi-fi access or extending open networks to parking lots or public spaces, etc." it was noted \$127,450 was allocated to this purpose. Through review of the underlying detail, PwC noted \$19,250 related to paying 50% of a subscription renewal for the period March 31, 2023 through March 31, 2024. Three of the six months paid at this time towards the subscription, totaling \$9,625 are outside of the period of performance and should not have been charged to HEERF.

PwC Recommendation

While the campus spent the remainder of its HEERF funding as of June 30, 2023, PwC recommended policies and procedures be reviewed related to administering an "ad hoc" emergency financial aid program to the extent one were to arise in the future. Additionally, the campus should revisit controls around the student aid awarding process more broadly and determine if there are any gaps relevant to these observations. Regarding the reporting, PwC recommended management recreate support for the

University of California

Summary Schedule of Status of Prior Audit Findings

Year Ended June 30, 2024

quarterly reports in an auditable format to the extent they need to be reproduced for the Department of Education and/or for other audit purposes and enhance their policies and procedures around support required when submitting federal or other required reports.

Management Actions Taken

Cash Management

Interest in the amount of \$172,641.83 was remitted to DHHS on December 8, 2023. Effective June 2022, a new standard operating procedure (SOP) was implemented requiring a full reconciliation of costs prior to drawdowns to ensure only actual costs are drawn. The reconciliation must also be reviewed and approved by the Project Portfolio Financial Management Supervisor prior to the draw. The SOP applies to all Federal draws and therefore would apply to any “ad hoc” emergency programs moving forward.

Eligibility

In the event of any future “ad hoc” emergency federal programs with eligibility requirements, policy has been updated as of February 13, 2024 to require two approvals and to document the approvals. The dual approval was the process at the time of audit; however, the approvals were not captured and documented.

- The reports used to determine student eligibility are written and implemented by the Assistant Director of Financial Aid Systems.
- The Deputy Director then directs the awarding of direct grant payments which is executed by the Financial Aid Systems team.
- Payments awarded to cover balances are awarded by various members of the Financial Aid team during the processing of special circumstance appeals.

Reporting / Period of Performance

In February 2024, the Vice Chancellor for Student Affairs (VCSA) conducted a comprehensive review of current financial management policies with specific attention to grant expenditure guidelines and timelines and provided training and educational resources to VCSA office staff since they do not ordinarily have responsibility for federal funding. Policies, training documents, and all resources developed as a result of this effort have been saved to a shared location for future reference.

Additionally, the Office of Financial Aid and Scholarships (OFAS) conducted a comprehensive review of the reporting process for HEERF and in October of 2023, established and documented a more systematic approach to reconcile the reports to the underlying data. At this time, updates to the 2022-2023 quarterly HEERF reports were also made.

University of California

Summary Schedule of Status of Prior Audit Findings

Year Ended June 30, 2024

2023-006 and 2022-008 – Completeness and accuracy of certain programs on the Prior Year Schedules of Expenditures of Federal Awards (SEFA) - (Significant Deficiency) - Closed

Cluster: Not applicable

Sponsoring Agency: Department of Health and Human Services (DHHS) - Health Resources and Services Administration (HRSA), Department of Education (ED) and Federal Emergency Management Agency (FEMA)

Award Names: COVID-19 Provider Relief Fund and ARP (ARP) Rural Distribution (PRF), COVID-19 Higher Education Emergency Relief Fund (HEERF) Student Portion, COVID-19 Disaster Grants – Public Assistance (Presidentially Declared Disasters) and Maternal and Child Health Federal Consolidated Programs

Award Numbers: Various

Assistance Listing Titles: COVID-19 Provider Relief Fund and American Rescue Plan (ARP) Rural Distribution, COVID-19 Disaster Grants – Public Assistance (Presidentially Declared Disasters), COVID-19 Higher Education Emergency Relief Fund (HEERF) Student Aid Portion, COVID-19 HEERF Institutional Aid Portion, COVID-19 HEERF Minority Serving Institutions, and Maternal and Child Health Federal Consolidated Programs

Assistance Listing Number: 93.498, 97.036, 84.425E, 84.425F, 84.425L, 93.110

Award Year: 2020-2021, 2021-2022, 2019-2020, 2021-2023

Pass-through entity: Not applicable

Condition

The following errors were identified related to COVID-19 funding that was improperly excluded from prior year SEFAs and was included in the FY2023 SEFA along with two issues related to current year activity that was adjusted in the FY2023 SEFA:

- **FEMA**
 - One campus and two medical centers had FEMA funding obligated and expended in FY2021 totaling \$7.0 million, which was incorrectly excluded from the FY2021 SEFA. Management included this amount on the FY2023 SEFA, and one of these medical centers was selected for audit testing in FY2023.
 - Three campuses and one medical center had FEMA funding obligated and expended in FY2022 totaling \$1.3 million, which was incorrectly excluded from the FY2022 SEFA.
 - One campus duplicated a project of \$6.2 million in the SEFA during the preparation process and subsequently removed it to properly state the FY2023 SEFA.
- **PRF** - Management at the University Office of the President brought to PwC's attention that in the prior year, the PRF Period Two expenditures for a faculty practice group that is part of one campus, were not included on the FY2022 SEFA. This error totaled \$13.4 million and represented 4% of total Period Two PRF expenditures included on the FY2022 SEFA and 0.2% of the total FY2022 SEFA. Management included this amount on the FY2023 SEFA and the campus was selected for audit testing in FY2023.
- **HEERF** - One campus understated its HEERF funding by \$286 thousand in 2020, two campuses understated their HEERF funding by \$767 thousand in 2021 and four campuses understated their HEERF funding by \$3.4 million in FY 2022. As such, the University recorded an adjustment of \$4.4 million related to prior periods that increased the expenditures in the FY2023 SEFA for these previous omissions. These were identified by management through final HEERF reconciliations.

In addition to the COVID-19 errors above, PwC identified that assistance listing 93.110 at one campus included \$29 million of spending against accumulated program income in the FY2023 SEFA, which should have been excluded. This amount has been appropriately removed but was not identified by management through the SEFA review process.

These errors did not impact the major program determination in 2021, 2022 or 2023 when considering programs across the University as a whole but it was determined to be a significant deficiency and is

University of California

Summary Schedule of Status of Prior Audit Findings

Year Ended June 30, 2024

considered a repeat finding of 2022-008. 2022-008 is considered closed with the remediation noted above, where the following items were noted as issues with the FY2021 SEFA:

- Management at the University Office of the President brought to PwC's attention that in the prior year, the PRF Period 1 expenditures at 1 hospital that was part of a certain medical center with multiple portal submissions, was not included on the University's SEFA. This error totaled \$26,358,874 and represented 6% of total Period 1 PRF expenditures included on the SEFA and 0.4% of the University's total SEFA. Exclusion of this amount did not impact the major program determination in 2021 or PwC's scoping of the PRF major program across the University as a whole. Management has included this amount on the 2022 SEFA.
- Through PwC's discussions with management at a second campus, they identified 2 additional portal submissions were excluded from the 2021 SEFA, as follows: Period 1 \$473,339 and Period 1 \$11,962. These submissions have also been included in the 2022 SEFA.
- Through current year testing at a third campus, PwC noted that the 2021 HEERF institutional funds expended per management's analysis did not agree to the amount reported on the 2021 SEFA. The amount reported in the prior year was understated by \$1,296,498. This amount was not material to HEERF or to the 2021 SEFA as a whole. This amount has also been included in the 2022 SEFA.

PwC Recommendation

PwC recommended updates on nonrecurring federal programs (e.g., FEMA, HEERF and PRF) at each campus (including the medical centers) be periodically provided to the team at the University Office of the President that is responsible for the compilation of the SEFA. This will allow for a more comprehensive understanding of the campus grant activity for these programs and the ability to better review and assess the completeness and accuracy reported for these programs on the University's year-end SEFA, inclusive of these programs. One means by which this might be accomplished is to develop a checklist of anticipated awards by campus in advance of the year and also complete an interim SEFA to identify inconsistencies earlier in the fiscal year. PwC recommended the campuses review the interim SEFA for completeness and accuracy and provide a formal sign-off/approval to the University Office of the President.

Management Actions Taken

Over the last two years, management has continued to implement additional reconciliation and review procedures to improve the accuracy and completeness of the SEFA. Campus External Fund Managers (EFM's) and Controllers are now more frequently and closely engaged in the process, including responsibility for interim and final reviews. For FY2024, a more formal review and signoff requirement was implemented as discussed in 2022-008. With respect to the specific findings in FY2023 for atypical / nonrecurring federal programs, the following actions were taken:

- FEMA: A reconciliation process was implemented within UCOP in FY2023, the result of which was the discovery of the understatement referenced in the finding. FEMA expenses are now reconciled to, and obligation dates retrieved from, an online State portal to ensure project expenses are accurately reported in the proper fiscal year. Data from the State portal is distributed to campuses for validation. UCOP has also reminded campus Controllers of the reporting requirements.
- PRF – A reconciliation process was implemented by UCOP in FY2022 and the reconciliation itself was completed in fFY2023 and FY2024, the result of which was the discovery of the understatement referenced in the finding. PRF expenses reported by campuses are now reconciled to the HRSA online portal which will continue for the duration of the program. UCOP has also reminded campus Controllers of their responsibility to report on these dollars for their entire enterprise (Faculty Practice Group, School of Medicine, etc.). As with all other federal funding, PRF amounts are part of the SEFA reports distributed to campuses for review and signoff.
- HEERF – While the program ended in fFY2023, UCOP will apply lessons learned to any future "special" funding. When atypical programs such as this are awarded in the future, UCOP will provide more consistent guidance upfront and establish more consistent accounting and reporting

University of California
Summary Schedule of Status of Prior Audit Findings
Year Ended June 30, 2024

requirements for campuses and the Medical Centers to follow. Requirements will include regular reporting of these dollars to UCOP with a reconciliation of campus ledgers to any sponsor reporting. As with all other federal funding, amounts will be part of the SEFA reports distributed to campuses for review and signoff.

- Program Income – UCOP expanded annual SEFA instructions for program income to campus Controllers, EFM's and their staff.

UNIVERSITY OF CALIFORNIA

BERKELEY • DAVIS • IRVINE • LOS ANGELES • MERCED • RIVERSIDE • SAN DIEGO • SAN FRANCISCO



SANTA BARBARA • SANTA CRUZ

OFFICE OF THE ASSOCIATE VICE PRESIDENT—
SYSTEMWIDE CONTROLLER

OFFICE OF THE PRESIDENT
1111 Franklin Street, 7th Floor
Oakland, California 94607-5200

MANAGEMENT'S VIEWS AND CORRECTIVE ACTION PLAN REPORT ON AUDIT OF FINANCIAL STATEMENTS AND ON FEDERAL AWARD PROGRAMS IN ACCORDANCE WITH 2 CFR 200, UNIFORM GUIDANCE, FOR THE YEAR ENDED JUNE 30, 2024

2024-001 – Verification status code within the Common Origination and Disbursement System

Cluster: Student Financial Assistance
Sponsoring Agency: Department of Education
Award Name: Federal Pell Grants
Award Number: Various
Assistance Listing Title: Federal Pell Grant Program
Assistance Listing Number: 84.063
Award Year: 2023-2024
Pass-through entity: Not applicable

The Department of Education provided verification relief for the 2021-22 and 2022-23 aid years by waiving certain verification requirements. If a record was selected for verification but was not verified, schools were to set the code to "S". The routine was changed for those two years but was carried forward to the 2023-24 aid year. The automated routine has been corrected, and it is currently assigning the correct verification code based on the completion of the student financial aid verification. This correction has been implemented for the current 2024-25 award year cycle and is working properly for the 2024-25 award year cycle.

Starting with the 2025-26 award year cycle, in April of 2025 we will add the review of the verification code assignment based on the completion of the student verification files to the already established annual new year roll in the Banner Financial Aid system. The routine will be reviewed and adjusted as needed and ensure that the routine is set up correctly for the 2025-26 award year.

For inquiries regarding this finding, please contact Jose A. Aguilar at jose.aguilarjr@ucr.edu.

2024-002 – Disbursement notifications and E-Sign Act

Cluster: Student Financial Assistance
Sponsoring Agency: Department of Education
Award Names: Federal Pell Grant Program, Federal Direct Student Loans
Award Numbers: Various
Assistance Listing Titles: Federal Pell Grant Program, Federal Direct Student Loans
Assistance Listing Numbers: 84.063, 84.268
Award Year: 2023-2024
Pass-through entity: Not applicable

Financial Aid Counselors (FAC) can manually award students on the spot and verbally inform students to go online and accept/decline their awards. When this happens, an email may not go out to students. Starting with the 2025-26 financial aid award cycle, we will create a routine in the Banner

Financial Aid system that will review student's email log (RUAMAIL) and if an official email notification is not logged, the system will automatically send one to ensure that every student who is awarded Title IV aid will receive an email notification advising them to review and accept/decline their financial aid award offer. Title IV aid will not disburse until this requirement is met keeping the institution in compliance.

To obtain a student's voluntary consent to participate in electronic actions for the *Electronic Signatures in Global and National Commerce Act* ("E-Sign Act"), Information Technology Solutions (ITS) will investigate and implement one of the following options:

- Reinstate the consent to participate in electronic transactions in R'Web annually and ensure that it captures the history of the acceptance of the Terms of Service (TOS) that will include the date students accepted the TOS.
- Present the TOS to students upon logging into Central Authentication Services (CAS) annually and ensure that it captures the history of the acceptance of the TOS that will include the date students accepted the TOS.
- Present the TOS to students as a hold annually on Banner that they must acknowledge to clear. Banner records this action on SOAHOLD.

The student TOS will be presented to students for acceptance during the first time accessing University systems, depending on the option implemented, and will display it annually during the annual anniversary of the original acceptance. ITS will begin evaluation of the effort in Summer 2025 with a goal of implementing a solution in the 2025-26 academic year.

For inquiries regarding the disbursement notifications, please contact Jose A. Aguilar at jose.aguilarjr@ucr.edu.

For inquiries regarding the E-Sign Act, please contact Teri Eckman at teri.eckman@ucr.edu.

2024-003 – Late return of Title IV funds and reviews of calculations

Cluster: Student Financial Assistance

Sponsoring Agency: Department of Education

Award Names: Federal Supplemental Educational Opportunity Grants, Federal Work-Study Program, Federal Pell Grant Program, Federal Direct Student Loans

Award Numbers: Various

Assistance Listing Titles: Federal Supplemental Educational Opportunity Grants, Federal Work-Study Program, Federal Pell Grant Program, Federal Direct Student Loans

Assistance Listing Numbers: 84.007, 84.033, 84.063, 84.268

Award Year: 2023-2024

Pass-through entity: Not applicable

Campus One

The Financial Aid and Scholarships (FAS) office will take action to allocate the appropriate staff resources, training, tools and management oversight to ensure timely processing of R2T4s, including the return of applicable funds to COD. We have identified 2 recently hired counseling staff who were trained by our Assistant Director of Compliance on R2T4 processing and provided regulatory and campus updates in the 2024-25 academic year. The staff will complete the initial R2T4 review and calculation on a weekly basis and started this work in February 2025.

The FAS team will implement an updated tracking and monitoring mechanism that includes the date of withdrawal, the date the refund is processed, and the date the refund is submitted to the Department of Education. The Assistant Director of Compliance will identify potential delays and check in with staff on their weekly reports. This will allow for corrective action prior to the 45-day

deadline. The FAS managers will make R2T4 processing a standing item in management meetings to identify any competing priorities that may contribute to compliance concerns. The report used to identify withdrawn students will be reviewed and revised, with FAS staff input, to create efficiencies for managing the work each week. Anticipated completion date of all adjustments is the end of July 2025, with iterations continuing for reports and the tracking mechanism as needed.

For inquiries regarding this finding, please contact Silvia Marquez at semarquez@ucsd.edu.

Campus Two

While we note that no Return of Title IV Funds calculation errors occurred, the campus will institute improved tracking, reporting, and completion of the secondary review process within the 45-day funds return window. To assist in the review effort the campus has cross-trained multiple staff members to ensure enough personnel have the necessary skills, knowledge, and awareness to manage the review process effectively. Anticipated completion of implementation is May 2025.

For inquiries regarding this finding, please contact Nancy Garcia at ngarcia@fas.ucla.edu.

2024-004 – Enrollment reporting

Cluster: Student Financial Assistance

Sponsoring Agency: Department of Education

Award Name: Pell Grant Program and Federal Direct Student Loans

Award Number: Various

Assistance Listing Title: Federal Pell Grant Program and Federal Direct Student Loans

Assistance Listing Numbers: 84.033 and 84.268

Award Year: 2023-2024

Pass-through entity: Not applicable

Campus One

The Winter 2024 Start of Term Enrollment report was delayed due to technical difficulties, which prevented timely reporting of Fall 2023 graduates as withdrawn before their subsequent graduation status could be recorded. Corrective action will be for coordination to occur between Information Technology Solutions (ITS) and the Registrar's Office when a delay such as this is unavoidable to 1) ensure resolution is a top priority and 2) manual updates are completed if required. We will maintain enhanced communication between Information Technology Solutions (ITS) and the Registrar's Office when data files are not sent by intended deadlines. Meetings will occur to determine cause, timing for resolution and potential impact to reporting timelines. It will be determined what escalations need to occur for resolution and if manual data entry is required, and if so for which populations. Increased communication practices and timeline discussions have been implemented as of March 15, 2025.

We will evaluate the National Student Loan Data System (NSLDS) Enrollment Reporting requirements to determine if we are prescribed to a specific date logic or if the date is determined by campus procedure. Once we know what date is expected for reporting effective dates then we need to determine how the reporting needs to change. We will investigate the data flow from Banner, to NSC to NSLDS to determine at what point the effective dates between the Campus level information and the Program level information are being stored differently. Additionally, we will review NSLDS Enrollment Reporting to document expected data points/definitions in data output from Banner and reporting within National Student Clearinghouse (NSC) and NSLDS.

Data will need to be evaluated at each stage to determine where the misalignment occurs. This will start with evaluating the output from the Ellucian delivered NSC enrollment and degree files. If the error is determined to be at this stage, the campus will engage with Ellucian to determine how to correct the error. If the error is not at this stage, the next stage is to evaluate NSC's retrieval and

storage of our data file in their database. If the error is determined to be at this stage, the campus will engage with NSC to determine how to correct the error. Although it is not believed that the error is with NSLDS, that will be the last evaluation to ensure the data is accurately represented throughout the full data sharing process.

Both the evaluation of reporting requirements and the data flow analysis described above will be completed by June 30, 2025.

For inquiries regarding this finding, please contact Bracken Dailey at bracken.dailey@ucr.edu.

Campus Two

The cause and remediation plan for the two exceptions noted are as follows:

- 1) It has been identified that a summer graduate was not reported as Withdrawn or Graduated status within 60 days due to the timing of the fall reporting to NSC and when they reported the student's status to NSLDS. Currently, we don't begin fall reporting until a few weeks after the start of fall term and it missed the date of when NSC reported the status to NSLDS until after the next submission. Thus, only the Graduated status was submitted to NSLDS. Additionally, the Graduated status for summer term is not available until late October since it takes 6 weeks to finalize degrees once grades are submitted. Summer is not a required term. The summer term begins in June and ends in September with many different end dates available for student instruction.

To rectify the issue, we will start fall reporting earlier by scheduling the first submission on the first day of fall term for the upcoming academic year. Starting the fall reporting earlier will likely result in a higher number of errors for Registrar staff to manually correct as there will be more students who will not be enrolled for fall by that time. However, this will capture a Withdrawn status for the students who have completed summer coursework (ending in early August) within the 60 days of their last status. The submission schedule is an automated process. We changed the business rule in our production scheduling on March 10, 2025.

Our enrollment reporting schedule for academic year 2025-2026 will be finalized in NSC's online application by August 1, 2025, such that the new, additional First of Term enrollment file for Fall will execute on the first day of the quarter, Monday, September 22, 2025.

- 2) It has been identified that a Medicine student's Leave of Absence (LOA) status was not reported within 60 days. We use two branches to report Medicine students in NSC: students in their first three years of the program are reported under branch 82 and students in their final/fourth year are reported under branch 81. Typically, the NSLDS Roster process sends NSLDS only the most currently certified record for each student on the Rosters at the time the Roster is received by NSC. However, if a student is reported in two or more branches at the same time and both active statuses, NSC's system uses a hierarchy that sends NSLDS the higher status.

This student was entering their final year and was actively enrolled in two different branches at the same time. In branch 82, the student was reported as Full-Time via an online update certified on 8/23/2023. Concurrently, the student was reported under branch 81 as LOA certified on 8/14/2023 and 9/5/2023. When NSC received the 9/1/2023 Roster, the latest certified record of Full-Time status was sent to NSLDS. By the time the 9/19/2023 Roster was received, the LOA status had a later certification date but since the student was still Full-Time status in branch 82 and the Full-Time status is a higher status than LOA, NSC's system sent NSLDS the Full-Time status on the 9/19/2023 Roster. It wasn't until 9/23/2023 that the student was reported as Withdrawn from branch 82. At that point, the higher status was LOA and was sent to NSLDS on 10/2/2024.

To prevent this issue from occurring in the future, we will create a report that captures Medicine students whose status changes from spring to summer terms. The report will generate every

time there's a change in status between the last day of spring and the first day of summer. Registrar staff will manually update the information in NSC for those students in the previous branch before they move into the next branch. Then when the regular enrollment reporting occurs for Medicine summer term, NSLDS will receive and process the changed status.

This report will be implemented by June 1, 2025. Spring semester 3rd year Medicine ends on June 13, 2025. Summer term for ending 3rd/advancing 4th year Medicine begins on June 16, 2025. Students whose spring status changes to a lesser status for summer will be identified and manually updated directly with NSC, such that students under branch 82 (years 1-3) would be reported timely to NSLDS.

For inquiries regarding this finding, please contact Kate Jakway Kelly at kjakway@registrar.ucla.edu.

Campus Three

For enrollment reporting, we will request a dedicated analyst at the National Student Clearinghouse to minimize enrollment reporting errors. We have two campuses we report on: Main Campus and Medical. The timing of the reports is crucial to NSC accepting the enrollment records. The Office of the Registrar is working with the NSC to request a dedicated analyst be assigned to us, as we have had historically. Effective February 2025, we implemented our plan to manually check the students on the error report to verify when status changes need to be applied to both the campus and program level. This will ensure that updates make it to the campus enrollment level, when applicable, and are not missed as was happening previously.

We will continue our communications with the NSC to implement a long-term solution by having a dedicated analyst to reduce the potential of an error like this from happening again and ensure updates are processed accordingly. The Office of the Registrar will work with Financial Aid monthly to spot check student records to ensure that NSLDS is subsequently receiving the enrollment data. The Office of the Registrar will provide 5 PIDs from every degree file and have a 45-day check in place. If the Financial Aid team does not see a "G" in NSLDS 45 days from the date of determination, the Registrar will follow up with NSC.

In response to the graduation date, the Registrar and Financial Aid Offices on main campus and Health Sciences are working with the School of Pharmacy to review current practices and address the program conferral date issue which led to the finding. Correcting our process and updating our schedule will ensure our reporting to the National Student Clearinghouse and NSLDS is in compliance with the 60-day reporting requirement.

The offices will meet to develop a 5-year plan aligning the graduation conferral date with the last date of the term in the Student Information System. This update to the conferral date will ensure the status change will be included in the Registrar's regular enrollment reporting schedule, i.e. 15th of each month. The NSC reporting team in the office of the Registrar will work closely with the School of Pharmacy to ensure graduation date is timely in the system and reported correctly with the clearinghouse.

To ensure the adjustment to the reporting schedule meets the required timeline, the Registrar's team will conduct a review of the NSC report to ensure a sample of the Pharmacy graduates are included each year. In turn, the Health Sciences financial aid team will conduct a review of NSLDS to ensure a sample of these students had their enrollment status updated accordingly. A potential challenge may be the aligning of the dates with the monthly reporting schedule should they fall on a non-business day.

The offices held their first meeting on March 10, 2025, to discuss the enrollment reporting issue as well as the needs of the School of Pharmacy as it relates to licensure for students. A solution was presented to the School of Pharmacy for the Spring 2025 graduating class. A follow-up meeting is scheduled March 24, 2025, to develop a calendar, along with the responsibilities for the Registrar

and the School of Pharmacy teams in order to ensure compliance and mitigate risk. This plan will be in place no later than July 1, 2025 so it is in place for full FY2026.

For inquiries regarding this finding, please contact Cindy Lyons at cglyons@ucsd.edu.

Campus Four

We will establish a more structured and timely reporting process for submitting enrollment status changes to NSLDS, with additional tracking and reminders to ensure compliance. We will review and revise procedures to ensure consistent and accurate alignment of status change dates at both the program and campus levels, with additional staff training. Through collaboration with our third-party servicer, we will address the data error issue, ensuring any discrepancies are promptly identified and resolved. We will implement a more proactive approach to follow up on discrepancies, ensuring that all identified errors are appropriately addressed, even if they are not required for immediate submission. Regular staff training on NSLDS reporting and error resolution will be conducted, along with periodic internal audits to ensure continued compliance and accuracy.

Actions already taken to address this finding include consultation with the analyst at NSC regarding the findings, with the analyst looking for these specific findings in addition to the standard errors reported by their system. After the initial data load, they notify the Office of the Registrar staff of any data errors related to these findings and a corrected enrollment file is submitted prior to the file being finalized. The process change appears to be effective in correcting the findings but will require additional assessment to verify that the changes with NSC persist to NSLDS.

Implementation of the ad hoc process based on NSC's error reporting is already in place. Review and Assessment of our approach to enrollment reporting should be completed by June 30, 2025, with development, implementation, and training of new processes completed by August 31, 2025.

For inquiries regarding this finding, please contact Anthony Schmid at anthony.schmid@sa.ucsb.edu.

DocuSigned by:

Barbara Cevallos

485885A2051743E...

Barbara B. Cevallos
Associate Vice President and Systemwide Controller
Office of the President
University of California
1111 Franklin Street
Oakland, California 94607