

# University of California

## Report on Financial Statements and Expenditures of Federal Awards in Accordance with the Uniform Guidance For the Year Ended June 30, 2021

<u>Location</u>	<u>EIN - Campus</u>	<u>EIN - Medical Center(s)</u>
Office of the President	94-3067788	
Berkeley	94-6002123	
Davis	94-6036494	68-0334324 68-0344702
Irvine	95-2226406	
Los Angeles	95-6006143	95-4373071
Merced	27-0093858	
Riverside	95-6006142	
San Diego	95-6006144	33-0599494 23-7064656 80-0519972 82-4454688 26-0622624 33-0702174 33-0571597 20-5892682 27-4440873
San Francisco	94-6036493	94-3281657
Santa Barbara	95-6006145	
Santa Cruz	94-1539563	
Children's Hospital & Research Center at Oakland		94-0382330

**University of California**  
**Table of Contents**  
**June 30, 2021**

---

	<b>Page(s)</b>
Report of Independent Auditors.....	1–3
Management’s Discussion and Analysis.....	4–23
Audited Financial Statements	
University of California:	
Statements of Net Position at June 30, 2021 and 2020.....	24
Statements of Revenues, Expenses and Changes in Net Position for the years ended June 30, 2021 and 2020.....	25
Statements of Cash Flows for the years ended June 30, 2021 and 2020.....	26-27
Statements of Fiduciary Net Position at June 30, 2021 and 2020.....	28-29
Statements of Changes in Fiduciary Net Position for the years ended June 30, 2021 and 2020..	30-31
Notes to Financial Statements.....	32-99
Required Supplementary Information.....	100-110
Summary Schedule of Expenditures of Federal Awards.....	111
Schedule of Expenditures of Federal Awards.....	112-260
Notes to Schedules of Expenditures of Federal Awards.....	261-263
Report of Independent Auditors on Internal Control Over Financial Reporting and on Compliance and Other Matters Based on an Audit of Financial Statements Performed in Accordance with <i>Government Auditing Standards</i> .....	264-265
Report of Independent Auditors on Compliance with Requirements that Could Have a Direct and Material Effect on Each Major Program and on Internal Control Over Compliance in Accordance with the Uniform Guidance.....	266-267
Schedule of Findings and Questioned Costs.....	268-275
Summary Schedule of Prior Audit Findings and Status.....	276-279
Management’s Views and Corrective Action Plan.....	280-282



## **Report of Independent Auditors**

To the Regents of the University of California

### **Report on the Financial Statements**

We have audited the accompanying financial statements of the University of California (the "University"), a component unit of the State of California, its aggregate discretely presented component units, the University of California Retirement System, the University of California Retiree Health Benefit Trust and the aggregate remaining fund information as of and for the years ended June 30, 2021 and 2020, and the related notes to the financial statements, which collectively comprise the University's basic financial statements as listed in the table of contents.

### ***Management's Responsibility for the Financial Statements***

Management is responsible for the preparation and fair presentation of the financial statements in accordance with accounting principles generally accepted in the United States of America; this includes the design, implementation, and maintenance of internal control relevant to the preparation and fair presentation of financial statements that are free from material misstatement, whether due to fraud or error.

### ***Auditors' Responsibility***

Our responsibility is to express opinions on the financial statements based on our audits. We conducted our audits in accordance with auditing standards generally accepted in the United States of America and the standards applicable to financial audits contained in *Government Auditing Standards*, issued by the Comptroller General of the United States. Those standards require that we plan and perform the audit to obtain reasonable assurance about whether the financial statements are free from material misstatement. The financial statements of the University's discretely presented component units were not audited in accordance with *Government Auditing Standards*.

An audit involves performing procedures to obtain audit evidence about the amounts and disclosures in the financial statements. The procedures selected depend on our judgment, including the assessment of the risks of material misstatement of the financial statements, whether due to fraud or error. In making those risk assessments, we consider internal control relevant to the University's preparation and fair presentation of the financial statements in order to design audit procedures that are appropriate in the circumstances, but not for the purpose of expressing an opinion on the effectiveness of the University's internal control. Accordingly, we express no such opinion. An audit also includes evaluating the appropriateness of accounting policies used and the reasonableness of significant accounting estimates made by management, as well as evaluating the overall presentation of the financial statements. We believe that the audit evidence we have obtained is sufficient and appropriate to provide a basis for our audit opinions.



### ***Opinions***

In our opinion, the financial statements referred to above present fairly, in all material respects, the respective financial position of the University of California, its aggregate discretely presented component units, the University of California Retirement System, the University of California Retiree Health Benefit Trust, and the aggregate remaining fund information as of June 30, 2021 and 2020, and the respective changes in financial position and, where applicable, cash flows thereof for the years then ended in accordance with accounting principles generally accepted in the United States of America.

### **Emphasis of Matter**

As discussed in Note 1 to the financial statements, the University changed the manner in which it accounts for fiduciary funds in 2021. Our opinion is not modified with respect to this matter.

### ***Other Matters***

#### ***Required Supplementary Information***

The accompanying management's discussion and analysis on pages 4 through 23 and the required supplemental information on pages 100 through 110 are required by accounting principles generally accepted in the United States of America to supplement the basic financial statements. Such information, although not a part of the basic financial statements, is required by the Governmental Accounting Standards Board who considers it to be an essential part of financial reporting for placing the basic financial statements in an appropriate operational, economic, or historical context. We have applied certain limited procedures to the required supplementary information in accordance with auditing standards generally accepted in the United States of America, which consisted of inquiries of management about the methods of preparing the information and comparing the information for consistency with management's responses to our inquiries, the basic financial statements, and other knowledge we obtained during our audits of the basic financial statements. We do not express an opinion or provide any assurance on the information because the limited procedures do not provide us with sufficient evidence to express an opinion or provide any assurance.

#### ***Other Information***

Our audit was conducted for the purpose of forming opinions on the financial statements that collectively comprise the University's basic financial statements. The accompanying summary schedule of expenditures of federal awards and schedule of expenditures of federal awards for the year ended June 30, 2021 are presented for purposes of additional analysis as required by Title 2 U.S. *Code of Federal Regulations* Part 200, *Uniform Administrative Requirements, Cost Principles, and Audit Requirements for Federal Awards* (Uniform Guidance) and are not a required part of the basic financial statements. As described in Note B to the summary schedule of expenditures of federal awards and schedule of expenditures of awards, the accompanying summary schedule of expenditures of federal awards and schedule of expenditures of federal awards were prepared on the cash basis, which is a comprehensive basis of accounting other than accounting principles generally accepted in the United States of America. Such information is the responsibility of management and was derived from and relates directly to the underlying accounting and other records used to prepare the basic financial statements. The information has been subjected to the auditing procedures applied in the audit of the basic financial statements and certain additional procedures, including comparing and reconciling such information directly to the underlying accounting and other records used to prepare the basic financial statements or to the basic



financial statements themselves, and other additional procedures in accordance with auditing standards generally accepted in the United States of America. In our opinion, the summary schedule of expenditures of federal awards and schedule of expenditures of federal awards are fairly stated, in all material respects, on the basis of accounting described in Note B, in relation to the basic financial statements as a whole.

***Other Reporting Required by Government Auditing Standards***

In accordance with *Government Auditing Standards*, we have also issued our report dated October 15, 2021 on our consideration of the University's internal control over financial reporting and on our tests of its compliance with certain provisions of laws, regulations, contracts and grant agreements and other matters for the year ended June 30, 2021. The purpose of that report is solely to describe the scope of our testing of internal control over financial reporting and compliance and the results of that testing, and not to provide an opinion on the effectiveness of internal control over financial reporting or on compliance. That report is an integral part of an audit performed in accordance with *Government Auditing Standards* in considering the University's internal control over financial reporting and compliance.

*PricewaterhouseCoopers LLP*

San Francisco, California  
October 15, 2021

# Management's Discussion and Analysis (Unaudited)

The objective of Management's Discussion and Analysis is to help readers of the University of California's financial statements better understand the financial position and operating activities for the year ended June 30, 2021, with selected comparative information for the years ended June 30, 2020 and 2019. This discussion has been prepared by management and should be read in conjunction with the financial statements and the notes to the financial statements. Unless otherwise indicated, years (2019, 2020 and 2021, etc.) in this discussion refer to the fiscal years ended June 30.

The University of California's financial report communicates financial information for the University of California (the University), the University of California campus foundations (campus foundations), the University of California Retirement System (UCRS) and the University of California Retiree Health Benefit Trust (UCRHBT) through five primary financial statements and notes to the financial statements. Three of the primary statements, the statements of net position, the statements of revenues, expenses and changes in net position, and the statements of cash flows, present the financial position, changes in financial position and cash flows for the University and the affiliated campus foundations. The financial statements for the campus foundations are presented discretely from the University. Two of the primary statements, the statements of fiduciary net position and the statements of changes in fiduciary net position, present the financial position and operating activities for UCRS, UCRHBT and the custodial external investment pool funds. The notes to the financial statements provide additional information that is essential to a full understanding of the financial statements.

## THE UNIVERSITY OF CALIFORNIA

The University of California, one of the largest and most acclaimed institutions of higher learning in the world, is dedicated to excellence in teaching, research, health care and public service. The University has annual resources of nearly \$41.2 billion and encompasses 10 campuses, five medical centers, four law schools and a statewide Division of Agriculture and Natural Resources. The University is also involved in the operation and management of three national laboratories for the U.S. Department of Energy (DOE).

**Campuses.** The 10 campuses are located in Berkeley, Davis, Irvine, Los Angeles, Merced, Riverside, San Diego, San Francisco, Santa Barbara and Santa Cruz. All of the campuses, except San Francisco, offer undergraduate, graduate and professional education; the San Francisco campus is devoted exclusively to graduate and professional education in health sciences.

**Health sciences.** The University operates one of the nation's largest health science and medical training programs. The instructional program is conducted in 16 health professional schools on six campuses. The University's health programs include five medical centers, two dental schools, three nursing schools, two public health schools and two pharmacy schools, in addition to a school of optometry and a school of veterinary medicine. The University's medical schools play a leading role in the development of health services and the advancement of medical science and research.

**Law schools.** The University has law schools at Berkeley, Davis, Irvine and Los Angeles. Also, Hastings College of the Law in San Francisco is affiliated with the University, although not included in the financial reporting entity.

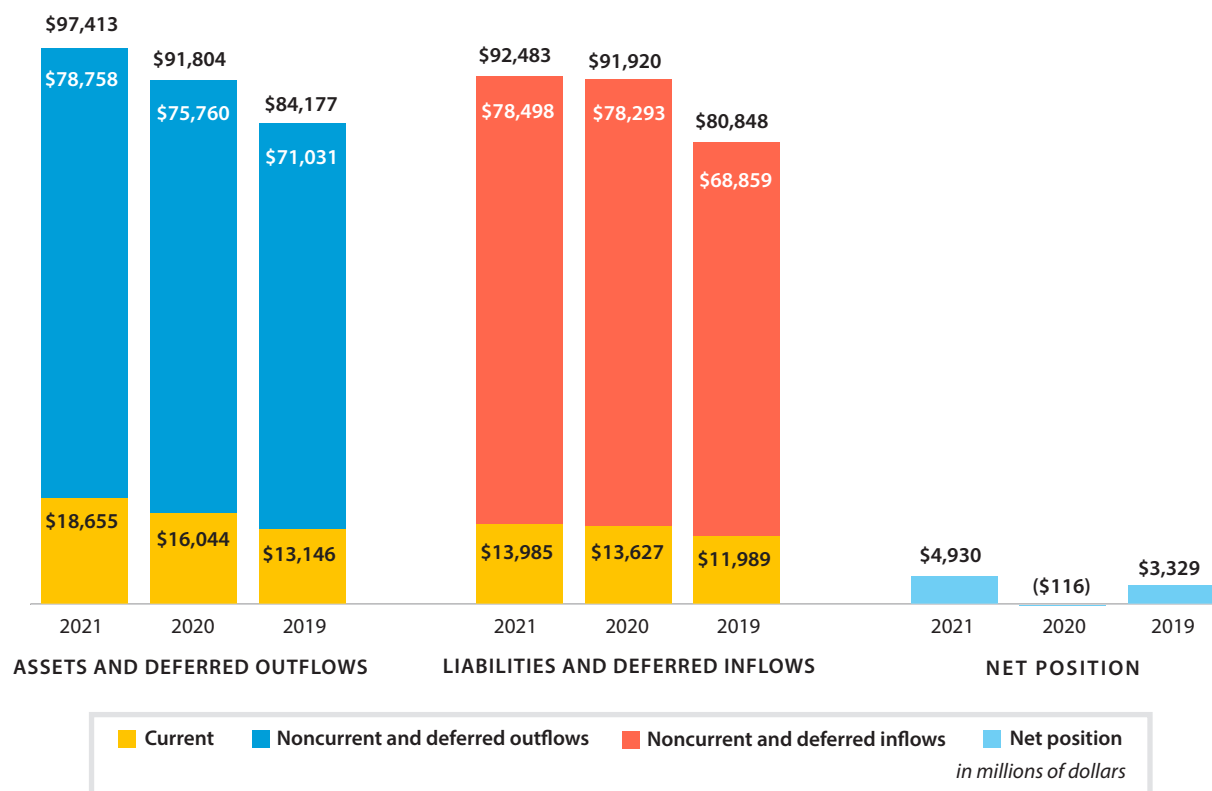
**Agriculture and Natural Resources.** The Division of Agriculture and Natural Resources is a statewide research and public service organization that serves a large and diverse agricultural community. The division collaborates on research with all campuses and conducts studies at nine research and extension centers and on private land in cooperation with California producers. In addition, research and educational programs are conducted in each of the state's 58 counties.

**University Extension.** The foremost continuing education program of its kind in size, scope and quality of instruction, University Extension offers almost 20,000 self-supporting courses statewide and in several foreign countries.

**National laboratories.** Under contract with the DOE, the University operates and manages the Ernest Orlando Lawrence Berkeley National Laboratory (LBNL) in California. The University is also a member in two separate joint ventures, Triad National Security, LLC (Triad) and Lawrence Livermore National Security, LLC (LLNS) that operate and manage the Los Alamos National Laboratory (LANL) and Lawrence Livermore National Laboratory (LLNL), respectively, under contracts directly with the DOE. The laboratories conduct broad and diverse basic and applied research in nuclear science, energy production, national defense and environmental and health areas.

## THE UNIVERSITY'S FINANCIAL POSITION

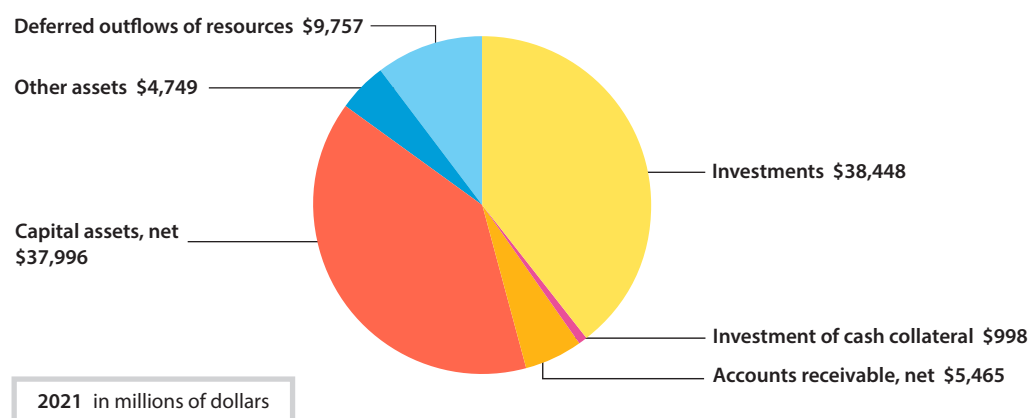
The University implemented a new accounting policy for fiduciary activities which changed the reporting standards for funds held on behalf of others in the University's investment pools. Financial information for 2020 and 2019 has been restated to retroactively apply this new accounting policy.



The statement of net position presents the financial position of the University at the end of each year. It displays all of the University's assets, deferred outflows, liabilities and deferred inflows. The difference between assets, deferred outflows, liabilities and deferred inflows is net position. The major components of the assets, deferred outflows, liabilities, deferred inflows and net position as of June 30, 2021, 2020 and 2019 are as follows:

<i>(in millions of dollars)</i>	<b>2021</b>	<b>2020</b>	<b>2019</b>
<b>ASSETS</b>			
Investments	\$38,448	\$30,239	\$28,305
Investment of cash collateral	998	387	955
Accounts receivable, net	5,465	5,492	5,407
Capital assets, net	37,996	36,543	34,229
Other assets	4,749	4,521	4,580
<b>Total assets</b>	<b>87,656</b>	<b>77,182</b>	<b>73,476</b>
<b>DEFERRED OUTFLOWS OF RESOURCES</b>	<b>9,757</b>	<b>14,622</b>	<b>10,701</b>
<b>LIABILITIES</b>			
Debt, including commercial paper	30,224	26,653	24,584
Securities lending collateral	998	387	955
Net pension liability	5,895	21,779	18,118
Net retiree health benefits liability	24,916	23,853	19,862
Other liabilities	13,016	11,997	10,501
<b>Total liabilities</b>	<b>75,049</b>	<b>84,669</b>	<b>74,020</b>
<b>DEFERRED INFLOWS OF RESOURCES</b>	<b>17,434</b>	<b>7,251</b>	<b>6,828</b>
<b>NET POSITION</b>			
Net investment in capital assets	13,848	14,443	14,284
Restricted:			
Nonexpendable	1,285	1,264	1,225
Expendable	10,961	8,770	8,211
Unrestricted	(21,164)	(24,593)	(20,391)
<b>Total net position</b>	<b>\$4,930</b>	<b>(\$116)</b>	<b>\$3,329</b>

### **The University's Assets and Deferred Outflows**



The University's total assets and deferred outflows of resources have increased to \$97.4 billion in 2021, compared to \$91.8 billion in 2020 and \$84.2 billion in 2019. Capital assets have increased due to continued investments in facilities in excess of depreciation. Investments increased due to positive financial market returns and unspent debt proceeds. Deferred outflows have fluctuated primarily due to changes in the University's net pension and retiree health benefits liabilities.



### *Investments*

Investments held by the University are principally carried in the following investment pools: the Short Term Investment Pool (STIP), the Total Return Investment Pool (TRIP), the Blue and Gold Pool (BGP) and the General Endowment Pool (GEP). Cash for operations and bond proceeds for construction expenditures are invested in STIP. The University uses STIP to meet operational liquidity needs. TRIP provides the opportunity to enhance returns on long-term capital by taking advantage of the economies of scale of investing in a large pool across a broad range of asset classes. The University maximizes its use of TRIP while still maintaining sufficient funds in STIP to meet operational and liquidity needs. BGP was created to enhance returns by passively investing funds in the equity and fixed-income markets while still maintaining liquidity. The investment policy for TRIP is balanced between equities and fixed income while the investment policy for BGP is more heavily weighted toward equities. GEP is a balanced portfolio and the primary investment vehicle for individual endowments and funds functioning as endowments.

The Regents of the University of California ("The Regents") utilizes asset allocation strategies that are intended to optimize investment returns over time in accordance with investment objectives and at acceptable levels of risk. GEP had positive returns of 33.7 percent in 2021, 5.0 percent in 2020 and 8.2 percent in 2019. BGP commenced operations on April 1, 2019 and had a positive return of 3.5 percent from inception through June 30, 2019. BGP had a negative 5.0 percent return from July 1, 2019 through April 30, 2020, when the pool was liquidated. BGP was restarted on April 1, 2021 and had a positive return of 5.8 percent through June 30, 2021. TRIP had positive returns of 21.2 percent, 1.7 percent and 6.3 percent in 2021, 2020 and 2019, respectively. STIP had positive returns of 0.8 percent, 2.1 percent and 2.2 percent in 2021, 2020 and 2019, respectively.

### *Investment of cash collateral*

The University participates in a securities lending program incorporating securities owned by both the University and UCRS as a means to augment income. Cash collateral fluctuates in response to changes in demand from borrowers and the availability of securities based on the University's asset allocation mix.

### *Accounts receivable, net*

Accounts receivable include amounts due from state and federal governments on contracts and grants, patient receivables for medical centers and professional medical fees, investment income, proceeds from security sales, and amounts due for private grants and contracts. Receivables fluctuate based on the timing of collections and investment sales activity. In 2021 and 2020, medical center accounts receivable increased consistent with the growth in revenues, offset by decreases in other receivables for pending sales of investment securities.

### *Capital assets, net*

The University's enrollment growth and continuing needs for renewal, modernization and seismic correction of existing facilities are the key drivers of capital investments. Capital spending continued at a brisk pace in order to provide the facilities necessary to support the University's teaching, research and public service mission and for patient care. Capital spending includes constructing and renovating academic buildings, research laboratories, libraries, student services, parking structures and infrastructure projects at all 10 campuses and five medical centers. The University has had a goal to increase affordable campus housing for more students, given escalating living costs in many of the surrounding campus communities. The largest capital asset additions in 2021 were related to the construction of housing facilities at various campuses and the continued renovation of facilities for seismic safety. The largest capital asset additions in 2020 were related to the construction of housing facilities at various campuses and the Merced campus expansion, which was completed in 2020. Total additions of capital assets were \$3.8 billion in 2021 as compared to \$4.6 billion in 2020 and \$4.1 billion in 2019.

### *Other assets*

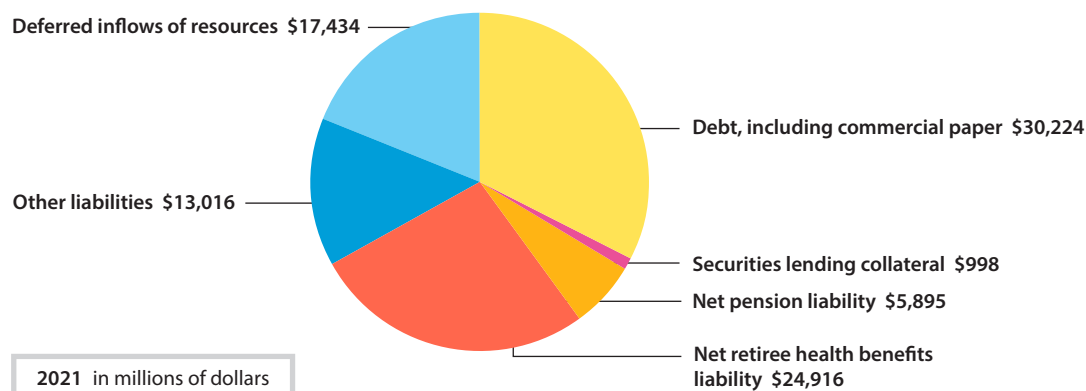
Other assets include cash, investments held by trustees, pledge receivables, note and mortgage receivables, inventories and receivables from the DOE. In 2021, other current assets increased due to higher reinsurance recoveries. In 2020, investments held by trustees decreased due to the use of bond proceeds to construct third-party housing facilities and the retirement of taxable bonds maturing on July 1, 2019. Inventories increased in 2020 due to the purchase of personal protective equipment and laboratory supplies for COVID-19.

The noncurrent receivable from the DOE, which fluctuates with the net pension and retiree health benefits liabilities due to the DOE's continuing responsibility to contribute for retired and terminated vested members of LLNL and LANL, decreased by \$417.3 million in 2021 as compared to 2020 and increased by \$141.0 million in 2020 as compared to 2019.

### *Deferred outflows of resources*

Changes in fair values of the University's interest rate swaps that are determined to be hedging derivatives, losses on debt refundings, asset retirement obligations and certain changes in the net pension and net retiree health benefits liabilities are reported as deferred outflows of resources. In 2021, deferred outflows decreased due to higher than expected investment returns for the University of California Retirement Plan (UCRP) portfolio. In 2020, deferred outflows increased primarily due to lower than expected investment returns for the UCRP portfolio and the reduction in the discount rate used for estimating the net retiree health benefits liability.

## The University's Liabilities and Deferred Inflows



The University's liabilities and deferred inflows of resources increased to \$92.5 billion in 2021 as compared to \$91.9 billion in 2020 and \$80.8 billion in 2019. The change in 2021 was primarily related to the issuance of additional debt to finance capital projects and to fund operations. In 2021, the liability for pension benefits decreased and deferred inflows increased due to favorable market performance in the UCRP investment portfolio. In 2020, the increase was primarily related to increases in the liability for pension benefits and other liabilities.

### Debt, including commercial paper

Capital assets are financed from a variety of sources, including University equity contributions, state support, gifts, revenue bonds, bank loans and leases or structures that involve separate legal entities. Commercial paper and bank loans provide interim financing for capital assets during the construction period. In 2021, due to the pandemic and favorable market conditions, the University issued \$2.0 billion of debt to fund operations.

Outstanding debt increased by \$3.6 billion and \$2.1 billion in 2021 and 2020, respectively. A summary of the activity follows:

<i>(in millions of dollars)</i>	<b>2021</b>	<b>2020</b>
<b>ADDITIONS TO OUTSTANDING DEBT</b>		
General Revenue Bonds	\$4,029	
Medical Center Pooled Revenue Bonds		\$1,949
Blended Component Unit Revenue Bonds	277	175
Limited Project Revenue Bonds	1,132	
Capital leases	7	48
Other borrowings	20	207
Commercial paper, net		753
Bond premium, net	388	35
<b>Additions to outstanding debt</b>	<b>5,853</b>	<b>3,167</b>
<b>REDUCTIONS TO OUTSTANDING DEBT</b>		
Refinancing and prepayments	(439)	(218)
Scheduled principal payments	(737)	(752)
Payments on other borrowings	(44)	(25)
Commercial paper, net	(957)	
Amortization of bond premium	(105)	(102)
<b>Reductions to outstanding debt</b>	<b>(2,282)</b>	<b>(1,097)</b>
<b>Net increase in outstanding debt</b>	<b>\$3,571</b>	<b>\$2,070</b>

The University's debt, which is used to primarily finance capital assets, includes \$370.0 million, \$1.3 billion and \$574.5 million of commercial paper outstanding at the end of 2021, 2020 and 2019, respectively. Total debt outstanding was \$30.2 billion at the end of 2021 compared to \$26.7 billion and \$24.6 billion at the end of 2020 and 2019, respectively.

In 2021, General Revenue Bonds of \$2.0 billion were issued for operations and \$2.0 billion to finance certain facilities and projects. Proceeds of \$635.9 million were used to retire bonds. Limited Project Revenue bonds of \$1.1 billion were issued to finance the acquisition, construction, improvement and renovation of certain facilities of the University. Proceeds of \$23.7 million were used to retire bonds. The University sold \$411.7 million of tax-exempt Limited Project Revenue Bonds that are expected to be delivered in February 2022 to refinance Limited Project Revenue Bonds that become callable. Additionally, \$277.4 million of tax-exempt bonds were issued to finance the construction of third-party housing facilities. Reductions to outstanding debt include \$781.0 million for scheduled principal payments.

In 2020, \$1.9 billion of Medical Center Pooled Revenue Bonds, including \$1.8 billion in long-dated taxable bonds, were issued to finance the acquisition, construction, improvement and renovation of certain facilities at the University's medical centers. Proceeds of \$149.2 million were used to refund outstanding Medical Center Pooled Revenue Bonds. Additionally, \$175.1 million of tax-exempt bonds were issued to finance the construction of third-party housing facilities. Reductions to outstanding debt include \$777.6 million for scheduled principal payments.

The University's General Revenue Bond ratings are currently affirmed at Aa2, AA and AA by Moody's Investors Service, Standard & Poor's and Fitch, respectively, with a positive outlook by Moody's Investors Service and stable outlooks by Standard & Poor's and Fitch. The University's Limited Project Revenue Bonds and Medical Center Pooled Revenue Bonds are currently affirmed at Aa3, AA- and AA- by Moody's Investors Service, Standard & Poor's and Fitch, respectively, with a positive outlook by Moody's Investors Service and stable outlooks by Standard & Poor's and Fitch.

Commercial paper borrowings decreased by \$957.0 million in 2021 as compared to 2020 and increased by \$752.5 million in 2020 compared to 2019. Commercial paper is primarily used as interim financing for construction projects and short-term financing for other needs. Commercial paper fluctuates based upon the timing of refinancing construction projects with the issuance of long-term revenue bonds. The University has various revolving credit agreements totaling \$700.0 million with major financial institutions for the purpose of providing additional liquidity for certain variable-rate demand bonds, commercial paper and for other liquidity needs.

#### *Securities lending collateral*

Under the securities lending program, the University records a liability to the borrower for cash collateral received and held by the University for securities on loan at the end of the year. All borrowers are required to provide additional collateral by the next business day if the value of the collateral falls to less than 100 percent of the fair value of the securities lent. The amount of the securities lending collateral liability fluctuates directly with securities lending opportunities and the investment of cash collateral.

#### *Net pension liability and retiree health benefits*

The University has a financial responsibility for pension benefits associated with its defined benefit plans and for retiree health benefits. The University's net pension liability was \$5.9 billion, \$21.8 billion and \$18.1 billion in 2021, 2020 and 2019, respectively. The decrease in 2021 and the increase in 2020 were driven by investment returns for the UCRP portfolio. In 2021, market performance was favorable compared to expected returns, and in 2020, market performance was unfavorable compared to expected returns. The total investment rate of return for UCRP was 30.5 percent in 2021, 1.7 percent in 2020 and 6.0 percent in 2019. The discount rate used to estimate the net pension liability was 6.75 percent in 2021, 2020 and 2019, respectively.

LBNL participates in the University's defined benefit pension plan, although the DOE has an ongoing financial responsibility to reimburse the University for LBNL's share of the obligation to UCRP. In addition, under certain circumstances, the University makes contributions to UCRP for LANL and LLNL retirees and, based upon contractual arrangements with the DOE, is reimbursed by the DOE. The University recorded receivables from the DOE of \$591.4 million, \$1.0 billion and \$911.5 million for 2021, 2020 and 2019, respectively, representing the DOE's share of the net pension liability.

The University's net retiree health benefits liability was \$24.9 billion, \$23.9 billion, and \$19.9 billion in 2021, 2020 and 2019, respectively. While retiree health benefits are not a legal obligation of the University and can be canceled or modified at any time, accounting standards require the University to recognize a net retiree health liability based on the current practices of providing retiree health benefits. The University funds the retiree health benefits through UCRHBT based on a projection of benefits on a pay-as-you-go basis, and the assets in the trust are not sufficient to fund retiree health benefits. Therefore, the Bond Buyer 20-year tax-exempt general obligation municipal-bond index rate is used to discount the retiree health benefits liabilities. The increases in the net retiree health benefits liabilities in both 2021 and 2020 were primarily driven by decreases in the discount rates. The discount rates as of June 30, 2021, 2020 and 2019 were 2.16 percent, 2.21 percent and 3.50 percent, respectively.

LBNL participates in the University's retiree health benefits plans and, based on contractual arrangements with the DOE, the University is reimbursed for retiree health benefits costs associated with retirees who previously worked at LBNL. The University recorded receivables from the DOE of \$711.5 million, \$691.0 million and \$667.6 million for 2021, 2020 and 2019, respectively, representing the DOE's share of the net retiree health benefits liability.

#### *Other liabilities*

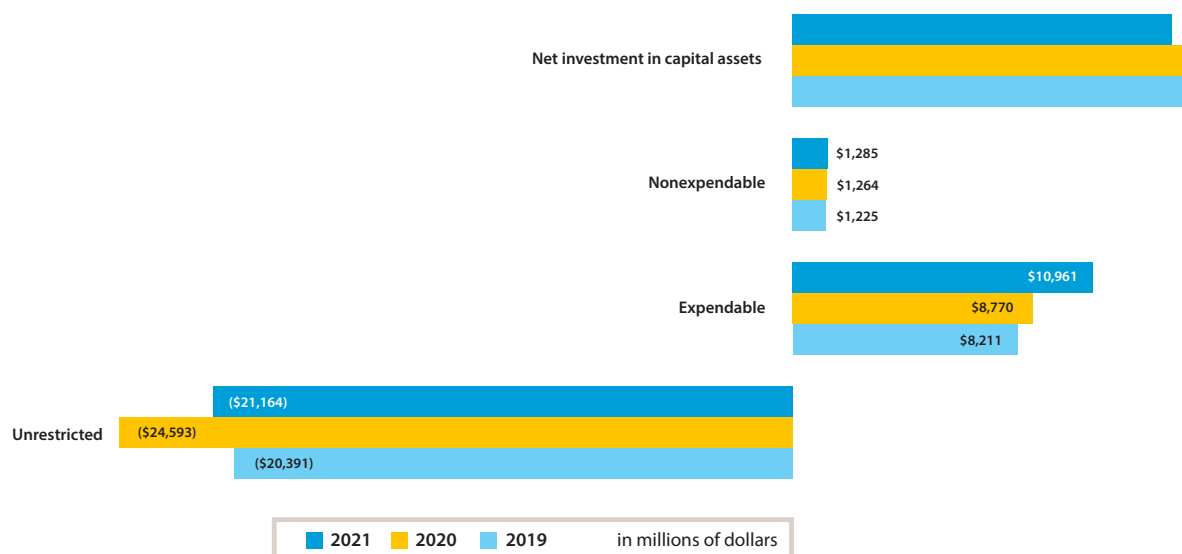
Other liabilities consist of accounts payable, accrued salaries, other employee benefits, unearned revenue, DOE laboratories' liabilities, federal refundable loans, self-insurance liabilities and obligations under split-interest agreements held by the University. Centers for Medicare & Medicaid Services (CMS) modified the advance payment program for health care providers as part of the Coronavirus Aid, Relief, and Economic Security (CARES) Act, and the medical centers received advances under this program of \$806.4 million and \$920.3 million as of June 30, 2021 and 2020, respectively, which is reported in other current liabilities. Accrued salaries increased due to the timing of payroll and benefit payments. Accrued liabilities increased by \$403.8 million and \$177.5 million at June 30, 2021 and 2020 primarily due to the deferral of deposits for the employer's share of the Social Security taxes as permitted under the CARES Act.

#### *Deferred inflows of resources*

Deferred inflows of resources are related to the University's service concession arrangements, gains on debt refundings, sales of certain future patent royalty revenues, changes in the estimated future value of irrevocable split-interest agreements, and certain changes in the net pension and net retiree health benefits liabilities. Changes in deferred inflows of resources were primarily due to fluctuations in the net pension liability related to investment market performance and the retiree health liability as a result of changes in the discount rate.

## The University's Net Position

Net position represents the residual interest in the University's assets and deferred outflows after all liabilities and deferred inflows are deducted. The University's net position was positive \$4.9 billion in 2021 compared to negative \$0.1 billion in 2020 and positive \$3.3 billion in 2019. Net position is reported in the following categories: net investment in capital assets; restricted, nonexpendable; restricted, expendable; and unrestricted.



### Net investment in capital assets

The portion of net position invested in capital assets, net of accumulated depreciation and the related outstanding debt used to finance the acquisition, construction or improvement of these capital assets, was \$13.8 billion in 2021 compared to \$14.4 billion in 2020 and \$14.3 billion in 2019. To support its growth, the University continues to invest in its physical facilities, and financing with debt is used for a significant portion of the investments. Net investment in capital assets decreased in 2021 by \$0.6 billion due to depreciation and disposals outpacing non-financed capital spending.

### Restricted, nonexpendable

Restricted, nonexpendable net position includes the corpus of the University's permanent endowments. In 2021 and 2020, the increase in restricted nonexpendable net position was principally due to the receipt of new gifts.

### Restricted, expendable

Restricted, expendable net position is subject to externally imposed restrictions governing their use. Net position may be spent only in accordance with the restrictions placed upon them and may include endowment income and gains, subject to the University's spending policy; support received from gifts, state or federal appropriations, and trustee-held investments. The increases or decreases in restricted, expendable funds are principally due to the timing of spending restricted gifts and endowment income and gains.

### Unrestricted

Under generally accepted accounting principles, net position that is not subject to externally imposed restrictions governing their use must be classified as unrestricted for financial reporting purposes. Unrestricted net position is negative due primarily to obligations for pension and retiree health benefits exceeding University assets available to pay such obligations. Although unrestricted net position is not subject to externally imposed restrictions, substantially all of the University's reserves are allocated for academic and research initiatives or programs, for capital projects or for other purposes.

## THE UNIVERSITY'S RESULTS OF OPERATIONS

The statement of revenues, expenses and changes in net position is a presentation of the University's operating results and indicates whether the financial condition has improved or deteriorated. In accordance with the Governmental Accounting Standards Board (GASB) requirements, certain significant revenues relied upon and budgeted for fundamental operational support of the core instructional mission of the University are required to be recorded as nonoperating revenues, including state educational appropriations, private gifts and investment income. A summarized comparison of the operating results for 2021, 2020 and 2019, arranged in a format that matches the revenue supporting the core activities of the University with the expenses associated with these core activities, is as follows:

(in millions of dollars)	2021			2020			2019		
	OPERATING	NONOPERATING	TOTAL	OPERATING	NONOPERATING	TOTAL	OPERATING	NONOPERATING	TOTAL
<b>REVENUES</b>									
Student tuition and fees, net	\$5,101		\$5,101	\$5,298		\$5,298	\$5,170		\$5,170
State educational appropriations		\$3,260	3,260		\$3,686	3,686		\$3,508	3,508
Direct government grants		880	880		684	684			
Federal Pell Grants		607	607		443	443		438	438
Grants and contracts, net	6,234		6,234	6,249		6,249	5,977		5,977
Medical centers, net	15,639	38	15,677	14,170	23	14,193	13,208	34	13,242
Educational activities, net	4,711		4,711	4,229		4,229	4,009		4,009
Auxiliary enterprises, net	656		656	1,415		1,415	1,717		1,717
Department of Energy laboratories	1,081		1,081	1,083		1,083	1,577		1,577
Private gifts, net		1,571	1,571		1,516	1,516		1,441	1,441
Investment income, net		503	503		385	385		442	442
Other revenues	741	158	899	1,046	54	1,100	937	53	990
<b>Revenues supporting core activities</b>	<b>34,163</b>	<b>7,017</b>	<b>41,180</b>	<b>33,490</b>	<b>6,791</b>	<b>40,281</b>	<b>32,595</b>	<b>5,916</b>	<b>38,511</b>
<b>EXPENSES</b>									
Salaries and wages	18,485		18,485	18,427		18,427	16,985		16,985
Pension benefits	2,041		2,041	5,355		5,355	4,340		4,340
Retiree health benefits	1,892		1,892	1,692		1,692	1,292		1,292
Other employee benefits	3,975		3,975	3,593		3,593	3,289		3,289
Scholarships and fellowships	1,120		1,120	1,039		1,039	850		850
Utilities	319		319	318		318	336		336
Supplies and materials	4,790		4,790	4,218		4,218	4,057		4,057
Depreciation and amortization	2,320		2,320	2,184		2,184	2,100		2,100
Department of Energy laboratories	1,043		1,043	1,077		1,077	1,570		1,570
Interest expense		991	991		922	922		767	767
Other expenses	5,239	21	5,260	5,502	89	5,591	5,284	72	5,356
<b>Expenses associated with core activities</b>	<b>41,224</b>	<b>1,012</b>	<b>42,236</b>	<b>43,405</b>	<b>1,011</b>	<b>44,416</b>	<b>40,103</b>	<b>839</b>	<b>40,942</b>
<b>Income (loss) from core activities</b>	<b>(\$7,061)</b>	<b>\$6,005</b>	<b>(1,056)</b>	<b>(\$9,915)</b>	<b>\$5,780</b>	<b>(4,135)</b>	<b>(\$7,508)</b>	<b>\$5,077</b>	<b>(2,431)</b>
<b>OTHER NONOPERATING ACTIVITIES</b>									
Net appreciation in fair value of investments			5,843			406			1,387
<b>Income (loss) before other changes in net position</b>			<b>4,787</b>			<b>(3,729)</b>			<b>(1,044)</b>
<b>OTHER CHANGES IN NET POSITION</b>									
State capital appropriations			1			(1)			
Capital gifts and grants, net			228			252			195
Permanent endowments			29			33			23
<b>Increase (decrease) in net position</b>			<b>5,045</b>			<b>(3,445)</b>			<b>(826)</b>
<b>NET POSITION</b>									
Beginning of year			(116)			3,329			4,155
<b>End of year</b>			<b>\$4,929</b>			<b>(\$116)</b>			<b>\$3,329</b>

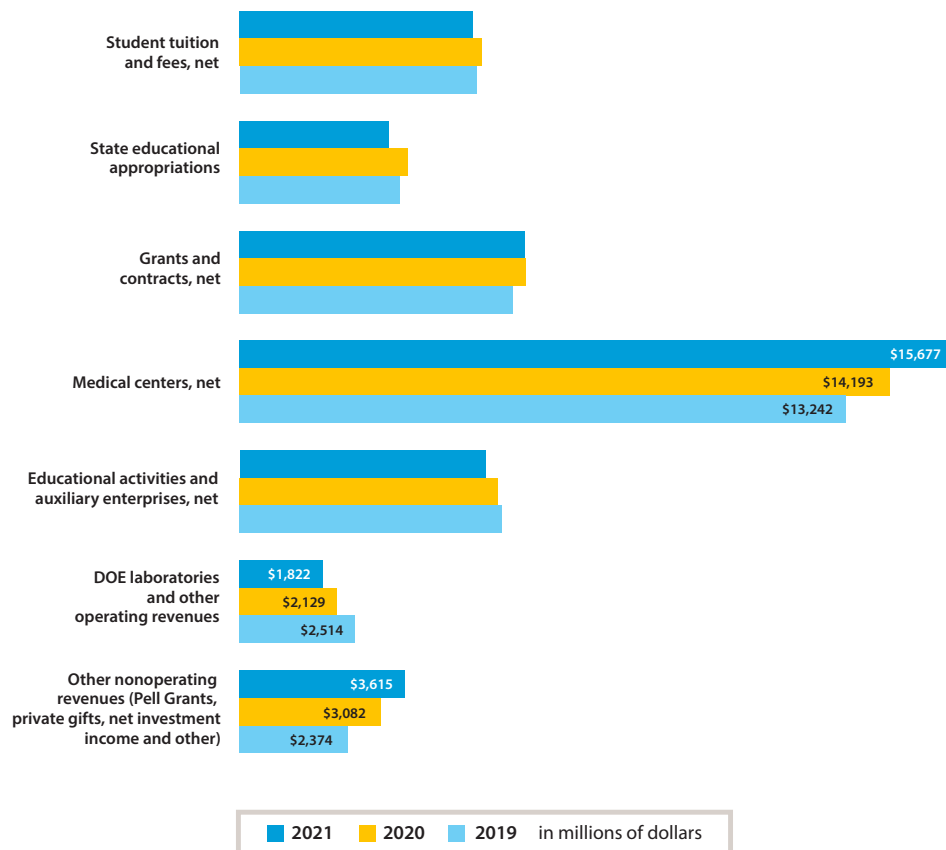
## Revenues supporting core activities

Revenues to support the University's core activities, including those classified as nonoperating revenues, were \$41.2 billion, \$40.3 billion and \$38.5 billion in 2021, 2020 and 2019, respectively. These diversified sources of revenue increased by \$0.9 billion in 2021 and \$1.8 billion in 2020.

The state of California's educational appropriations, in conjunction with student tuition and fees, are the core components that support the instructional mission of the University. Grants and contracts provide opportunities for undergraduate and graduate students to participate in basic research alongside some of the most prominent researchers in the country.

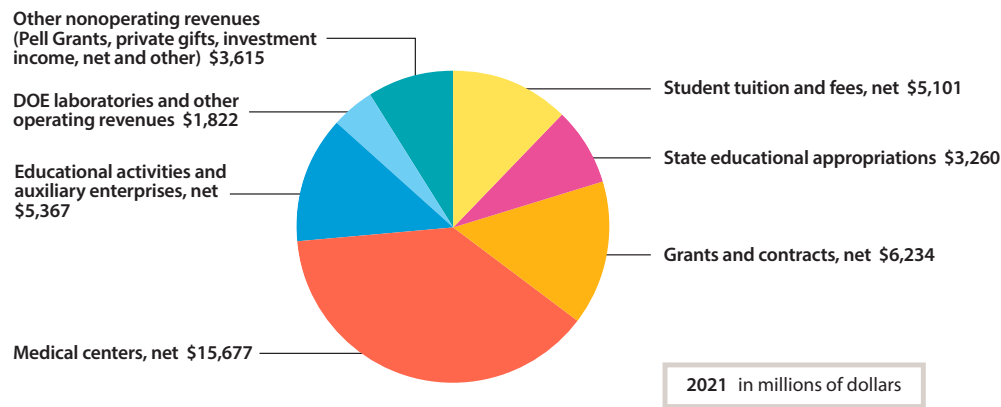
Gifts to the University allow crucial flexibility to faculty for support of their fundamental activities or new academic initiatives. Other significant revenues are from medical centers, educational activities and auxiliary enterprises such as student housing, food service operations and parking.

The growth in certain revenues slowed in 2020 due to the impacts of COVID-19. For 2021, substantially all courses were held online and as a result, occupancy in campus housing was significantly lower than capacity. Revenues in the various categories have changed as follows:



A major financial strength of the University is its diverse source of revenues, including those from student fees, federally sponsored grants and contracts, medical centers, the state of California, private support and auxiliary enterprises. The variety of fund sources has become increasingly important over the past several years.

Categories of both operating and nonoperating revenue that supported the University's core activities in 2021 are as follows:



*Student tuition and fees, net*

Net student tuition and fees were \$5.1 billion, \$5.3 billion and \$5.2 billion in 2021, 2020 and 2019, respectively. Scholarship allowances, or financial aid, are the difference between the stated charge for tuition and fees and the amount that is paid by the student and third parties on behalf of the student. Scholarship allowances, netted against student tuition and fees, were \$1.4 billion, \$1.3 billion and \$1.2 billion in 2021, 2020 and 2019, respectively. Student tuition and fees, net of scholarship allowances, decreased by \$197.3 million in 2021 and increased by \$127.8 million in 2020, respectively, due to changes in enrollment and financial aid.

In 2021, enrollment was flat, and in 2020, enrollment grew by 1.7 percent. Mandatory tuition for resident undergraduates remained the same in 2021 and 2020. Certain nonresident undergraduates and resident and nonresident graduate students experienced increases in mandatory tuition and fees. Professional degree supplemental tuition varies by discipline; certain increases were approved for 2021, 2020 and 2019.

*State educational appropriations*

Educational appropriations from the state of California were \$3.3 billion, \$3.7 billion and \$3.5 billion in 2021, 2020 and 2019, respectively. State educational appropriations decreased in 2021 by \$425.7 million due to state cuts related to the pandemic. State educational appropriations increased in 2020 by \$178.0 million due to state funding of certain one-time initiatives.

*Direct government grants*

In 2021 and 2020, the University received funds under certain provisions of the American Rescue Plan Act (ARPA) and CARES Act to minimize the impacts of lost revenues and increased expenses related to COVID-19. The campuses received \$456.0 million and \$245.0 million in 2021 and 2020, respectively, in grants to provide emergency financial aid to students and to mitigate the impacts of lost revenue and additional technology expenses associated with moving to online education. The medical centers received \$424.1 million and \$438.6 million in 2021 and 2020, respectively, in CARES Act provider relief funding for lost health care revenues and additional expenses for treating patients with COVID-19.



### Grants and contracts, net

Revenue from federal, state, private and local government grants and contracts — including an overall facilities and administration cost recovery of \$1.3 billion, \$1.2 billion and \$1.2 billion in 2021, 2020 and 2019, respectively — was \$6.2 billion, \$6.2 billion and \$6.0 billion in 2021, 2020 and 2019, respectively.

In 2021, federal grants and contracts revenue decreased \$127.0 million, or 3.4 percent, as compared to 2020. In 2020, federal grants and contracts revenue increased \$179.0 million, or 5.1 percent, as compared to 2019. Federal grants and contracts include federal facilities and administrative cost recovery of \$912.6 million, \$862.0 million and \$829.0 million in 2021, 2020 and 2019, respectively. Changes in the federal budget impact the University's revenues from federal grants and contracts. Grants and contracts revenue, including grants for research related to COVID-19 in 2021 and 2020, is from a variety of federal agencies as indicated below:

<i>(in millions of dollars)</i>	<b>2021</b>	<b>2020</b>	<b>2019</b>
Department of Health and Human Services	\$1,947	\$2,274	\$2,176
National Science Foundation	350	456	461
Department of Education	102	84	81
Department of Defense	219	328	299
National Aeronautics and Space Administration	83	89	91
Department of Energy (excluding national laboratories)	126	134	118
Other federal agencies	754	343	303
<b>Federal grants and contracts net revenue</b>	<b>\$3,581</b>	<b>\$3,708</b>	<b>\$3,529</b>

### Medical centers, net

Medical center revenues, net of allowances, increased \$1.5 billion, or 10.5 percent, in 2021 and increased \$1.0 billion, or 7.2 percent, in 2020. Revenues growth in 2021 was the result of increases in both inpatient and outpatient volumes. In 2020, revenues were impacted due to the lower occupancy starting in March, as the medical centers canceled elective procedures in preparation for an expected flood of patients with COVID-19. In May 2020, some elective procedures resumed and hospital volumes gradually increased; however, volumes were still lower than normal.

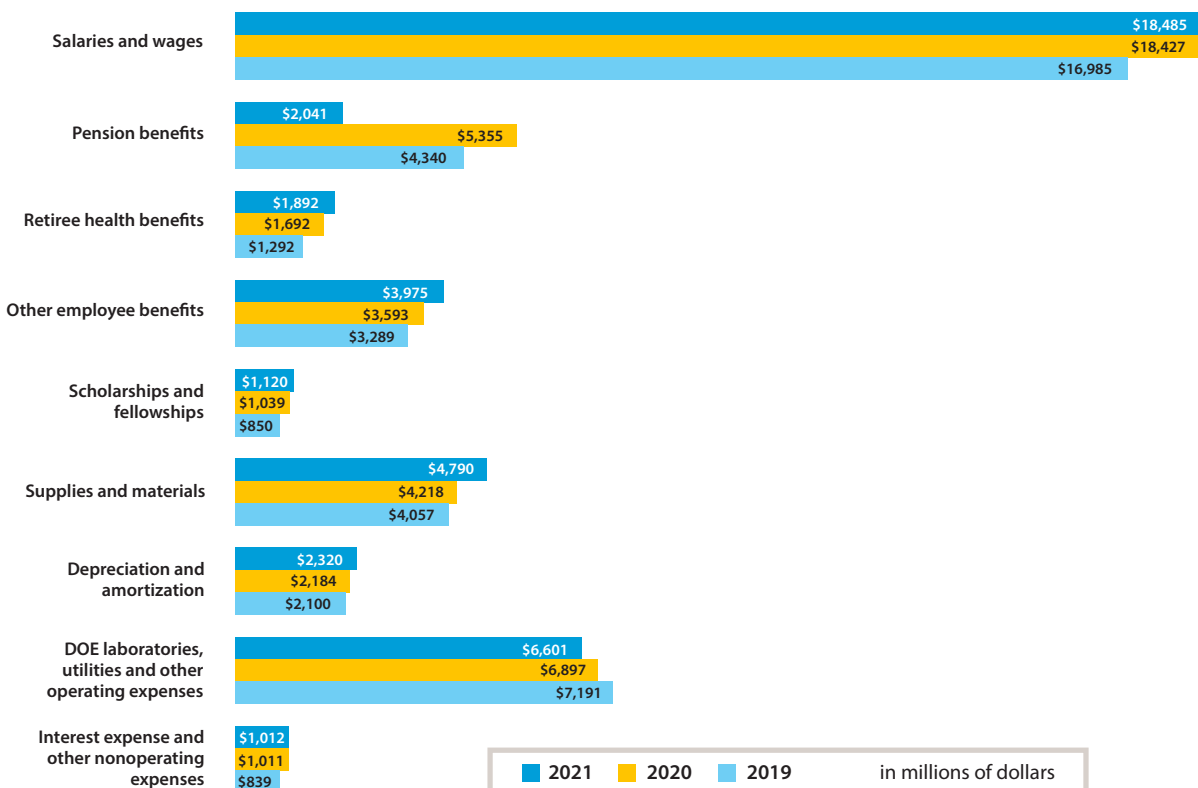
### Educational activities and auxiliary enterprises, net

Revenue from educational activities, primarily medical professional fees, net of allowances, increased by \$481.9 million, or 11.4 percent, in 2021 and increased by \$219.8 million, or 5.5 percent, in 2020. Revenues increased in 2021 due to higher patient volumes. Revenues increased more slowly in 2020 due to the cancellation of clinic visits, starting in March, due to the outbreak of COVID-19.

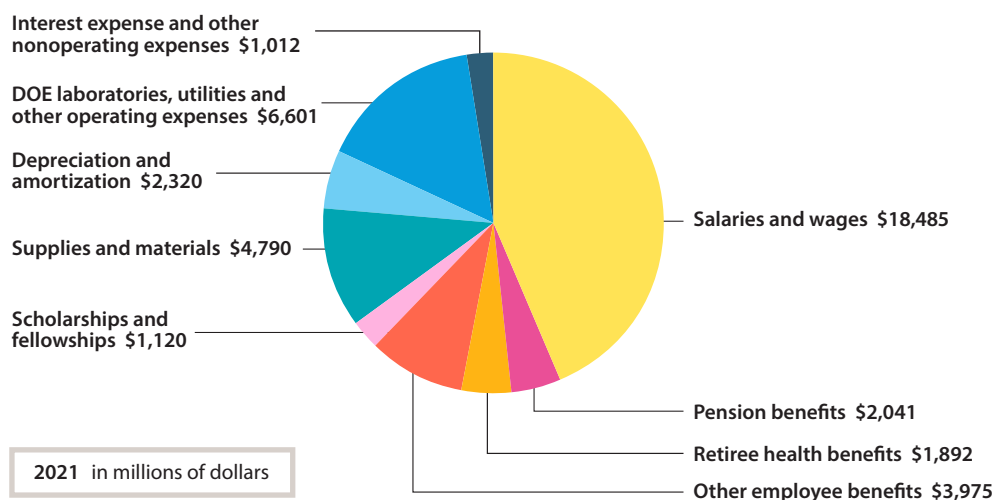
Auxiliary enterprises include housing, food service, parking, bookstores, student centers, unions and child-care centers. Revenue from auxiliary enterprises, net of allowances, decreased by \$758.9 million, or 53.6 percent, in 2021 and decreased by \$301.6 million, or 17.6 percent, in 2020. In the spring of 2020, students were permitted to cancel housing contracts for the remainder of the academic year. Many students elected to move home and student refunds of \$299.0 million were issued related to canceled housing contracts and dining plans. Revenues for auxiliary enterprises decreased significantly in 2021 due to state and local limitations on occupancy for housing and dining facilities.

## Expenses associated with core activities

Expenses associated with the University's core activities, including those classified as nonoperating expenses, were \$42.1 billion, \$44.4 billion and \$40.9 billion in 2021, 2020 and 2019, respectively. Expenses decreased in 2021 by \$2.3 billion and increased in 2020 by \$3.5 billion. The University's operations continued to grow, principally at the medical centers, and expenses increased consistent with the overall growth in operations. In 2021, pension expenses, representing the largest change, decreased by \$3.3 billion due to favorable market performance in the UCRP investment portfolio. In 2020, supplies and equipment expenses increased due to COVID-19, pension expenses increased due to lower than expected returns and retiree health benefits increased due to a lower discount rate. Expenses in the various categories are as follows:



Categories of both operating and nonoperating expenses related to the University's core activities in 2021 are as follows:



### *Salaries and benefits*

Approximately two-thirds of the University's expenses are related to salaries and benefits. There were 168,400 full-time equivalent (FTE) employees in 2021, excluding employees who were associated with LBNL, whose salaries and benefits were included as laboratory expenses, as compared to 169,800 FTEs in 2020. Total salaries and benefits decreased by 10.0 percent in 2021 and increased by 12.2 percent in 2020, primarily driven by the changes in pension and retiree health expenses.

In 2021, salaries increased by 0.4 percent, comprised of a decrease of 0.8 percent in the number of FTEs and 1.2 percent increase in the average salary per FTE. As a means to manage the workforce during the 2021 academic year when virtually all classes were held online and housing occupancy was limited, the University used a variety of programs, such as redeploying workers to other positions, delaying hiring and instituting temporary layoffs resulting in a slight decrease in FTEs. Employee benefits, excluding pension and retiree health care benefits, increased by \$382.4 million, or 10.6 percent, in 2021, since the University continued to provide certain benefits to employees, including those that were temporarily laid off. Pension expense decreased by \$3.3 billion, or 61.9 percent, due to higher than expected investment returns. Retiree health benefits expense increased by \$199.4 million or 11.8 percent due to the decrease in the discount rate.

In 2020, salaries increased by 8.5 percent, 4.5 percent due to an increase in the number of FTEs and 4.0 percent due to an increase in the average salary per FTE. Even though the University moved to online learning starting in March 2020, the University elected not to lay off any employees before June 30, 2020. Employee benefits, excluding pension and retiree health care benefits, increased by \$304.1 million, or 9.2 percent in 2020, which is less than the increase in FTEs due to the management of healthcare costs. Pension expense increased by \$1.0 billion or 23.4 percent due to lower than expected investment returns. Retiree health benefits expense decreased by \$399.9 million or 30.9 percent due to the decrease in the discount rate.

### *Scholarships and fellowships*

The University places a high priority on student financial aid as part of its commitment to affordability. Scholarship allowances, representing financial aid and fee waivers awarded by the University, were \$2.6 billion, \$2.5 billion and \$2.3 billion in 2021, 2020 and 2019, respectively. Scholarships and fellowships, representing payments of financial aid made directly to students and reported as an operating expense were \$1.1 billion, \$1.0 billion and \$850.4 million in 2021, 2020 and 2019, respectively. On a combined basis, as the University continues its commitment to provide financial support for needy students, financial aid in all forms increased by \$51.6 million, or 2.0 percent, in 2021 as compared to 2020, and by \$200.4 million, or 8.6 percent, in 2020 as compared to 2019. Increases in financial aid, scholarships and fellowships slowed in 2021 since virtually all classes were held online and housing occupancy was limited. Increases in financial aid, scholarships and fellowships in 2020 are consistent with increases in enrollment, tuition and fees and housing costs. The University's practice is to minimize the impact of cost increases on first-generation and low-income students. Financial aid includes direct payments to students of \$135.9 million and \$116.4 million in 2021 and 2020, respectively, related to funds received under the CARES Act.

### *Supplies and materials*

During 2021 and 2020, supplies and materials costs increased by \$572.3 million, or 13.6 percent and \$161.0 million, or 4.0 percent, respectively. The largest increases occurred at the medical centers due to patient volumes. In 2021 and 2020, the need for personal protective, laboratory and cleaning supplies due to the outbreak of COVID-19 caused significant increases in supplies expense. In recent years, there has been inflationary pressure on the costs for medical supplies and laboratory instruments and higher costs for general supplies necessary to support expanded medical patient volumes. The University continues to find opportunities to manage the costs of supplies and materials.

### *Other expenses*

Other expenses consist of a variety of expense categories, including travel, rent, insurance, legal settlements and repairs and maintenance, plus any gain or loss on disposals of capital assets and other nonoperating expenses.

### *Operating losses*

In accordance with the GASB's reporting standards, operating losses were \$7.1 billion, \$9.9 billion and \$7.5 billion in 2021, 2020 and 2019, respectively. The operating losses in 2021, 2020 and 2019 were offset by \$6.0 billion, \$5.8 billion and \$5.1 billion, respectively, of net nonoperating revenue that supports core operating activities of the University. Expenses exceeded revenues associated with core activities by \$1.1 billion, \$4.1 billion and \$2.4 billion in 2021, 2020 and in 2019, respectively. In 2021, the net loss is due to limited housing occupancy and increased expenses as a result of COVID-19, offset by a decrease in pension expense due to favorable market performance in the UCRP investment portfolio. In 2020, the net loss is due to lost revenues and increased expenses as a result of COVID-19 and higher pension expense related to lower than expected investment earnings.

### Other nonoperating activities

The University's other nonoperating activities, consisting of net appreciation or depreciation in the fair value of investments, are noncash transactions and, therefore, are not available to support operating expenses. In 2021, 2020 and 2019, the University recognized net appreciation in the fair value of investments of \$5.8 billion, \$0.4 billion and \$1.4 billion, respectively. The University's portfolio returns fluctuate with the overall performance in the investment markets.

### Other changes in net position

Similar to other nonoperating activities discussed above, other changes in net position are also not available to support the University's operating expenses in the current year. State capital appropriations and capital gifts and grants may only be used for the purchase or construction of the specified capital assets. Only income earned from gifts of permanent endowments is available in future years to support the specified program.

## THE UNIVERSITY OF CALIFORNIA CAMPUS FOUNDATIONS

Separate foundations at each individual campus provide valuable assistance in fundraising, public outreach and other support for the missions of the campus and the University. Although independent boards govern each of the foundations, they are affiliated with, and their assets are dedicated for, the benefit of the University of California.

### The Campus Foundations' Financial Position

The campus foundations' statement of net position presents their combined financial position at the end of the year. It displays all of the campus foundations' assets, liabilities, deferred inflows and net position. The difference between assets, liabilities and deferred inflows is net position, representing a measure of the current financial condition of the campus foundation.

The major components of the combined assets, liabilities and net position of the campus foundations at June 30, 2021, 2020 and 2019 are as follows:

<i>(in millions of dollars)</i>	<b>2021</b>	<b>2020</b>	<b>2019</b>
<b>ASSETS</b>			
Investments	\$13,910	\$10,224	\$9,978
Investment of cash collateral		42	36
Accounts receivable, net	49	102	37
Pledges receivable, net	928	842	888
Other assets	473	478	579
<b>Total assets</b>	<b>15,360</b>	<b>11,688</b>	<b>11,518</b>
<b>LIABILITIES</b>			
Current liabilities	160	214	419
Noncurrent liabilities	182	173	428
<b>Total liabilities</b>	<b>342</b>	<b>387</b>	<b>847</b>
<b>DEFERRED INFLOWS OF RESOURCES</b>	<b>258</b>	<b>213</b>	<b>229</b>
<b>NET POSITION</b>			
Restricted:			
Nonexpendable	5,892	5,326	4,885
Expendable	8,043	5,106	5,018
Unrestricted	825	657	539
<b>Total net position</b>	<b>\$14,760</b>	<b>\$11,089</b>	<b>\$10,442</b>

Investments increased in 2021 and 2020 due to the performance of the financial markets. The Board of Trustees for each campus foundation is responsible for its specific investment policy, although asset allocation guidelines are recommended to campus foundations by the Investments Committee of The Regents. The Boards of Trustees may determine that all or a portion of their investments will be managed by the University's Chief Investment Officer. The Chief Investment Officer managed \$3.8 billion, \$3.0 billion and \$2.9 billion of the campus foundations' investments at the end of 2021, 2020 and 2019, respectively.

Net position represents the residual interest in the assets after all liabilities and deferred inflows are deducted. Restricted, nonexpendable net position includes the corpus of the campus foundations' permanent endowments, and new gifts are the primary reason for the increase each year. Restricted, expendable net position is subject to externally imposed restrictions and is only available in accordance with the restrictions placed upon it by donors. Restricted, expendable net position also includes endowment income and investment gains, subject to each individual campus foundation's spending policy. New gifts less grants to campuses and changes in the fair value of investments were the primary reasons for the changes in net position in 2021 and 2020.

## The Campus Foundations' Results of Operations

The campus foundations' combined statement of revenues, expenses and changes in net position is a presentation of their operating results for the year. It indicates whether their financial condition has improved or declined during the year.

A summarized comparison of the operating results for 2021, 2020 and 2019 is as follows:

<i>(in millions of dollars)</i>	<b>2021</b>	<b>2020</b>	<b>2019</b>
<b>OPERATING REVENUES</b>			
Private gifts and other revenues	\$1,311	\$1,303	\$919
<b>Total operating revenues</b>	<b>1,311</b>	<b>1,303</b>	<b>919</b>
<b>OPERATING EXPENSES</b>			
Grants to campuses and other expenses	1,390	1,330	1,170
<b>Total operating expenses</b>	<b>1,390</b>	<b>1,330</b>	<b>1,170</b>
<b>Operating loss</b>	<b>(79)</b>	<b>(27)</b>	<b>(251)</b>
<b>NONOPERATING REVENUES</b>			
Investment income	68	51	71
Net appreciation in fair value of investments	3,156	180	361
<b>Income before other changes in net position</b>	<b>3,145</b>	<b>204</b>	<b>181</b>
<b>OTHER CHANGES IN NET POSITION</b>			
Permanent endowments	526	443	458
<b>Increase in net position</b>	<b>3,671</b>	<b>647</b>	<b>639</b>
<b>NET POSITION</b>			
Beginning of year	11,089	10,442	9,803
<b>End of year</b>	<b>\$14,760</b>	<b>\$11,089</b>	<b>\$10,442</b>

Operating expenses generally consist of grants to University campuses. Grants to the campuses include current-use donor gifts, the annual income distributions on endowments and gift fees. Grants to campuses typically follow the pattern indicated by private gift revenue; however, the campuses' programmatic needs are also taken into consideration, subject to abiding by the restricted purposes specified by the donor for the use of gifts and endowment income.

Since gifts are transferred only when the cash is received and investment income is classified as nonoperating income, operating losses can occur when grants distributed to the campuses exceed gift revenues.

## THE UNIVERSITY OF CALIFORNIA RETIREMENT SYSTEM (UCRS)

UCRS is a valuable component of the comprehensive benefits package offered to employees of the University. UCRS consists of two defined benefit plans and four defined contribution plans. The defined benefit plans include the University of California Retirement Plan (UCRP) for members and the California Public Employees' Retirement System (CalPERS) Voluntary Early Retirement Incentive Plan (UC-VERIP) for certain University employees that were members of CalPERS who elected early retirement. The University of California Retirement Savings Program (UCRSP) includes four defined contribution plans (Defined Contribution Plan, Supplemental Defined Contribution Plan, 403(b) Plan and 457(b) Plan), with several investment portfolio options for participants' elective and nonelective contributions.

### UCRS' Financial Position and Result of Operations

The statements of fiduciary net position present the financial position of UCRS at the end of the fiscal year. It displays all of the retirement system's assets, liabilities and net position. The difference between assets and liabilities is the net position held in trust for pension benefits. These represent amounts available to provide pension benefits to members of UCRP and participants in the defined contribution plans and UC-VERIP. At June 30, 2021, UCRS' assets were \$137.2 billion, liabilities were \$10.6 billion and net position held in trust for pension benefits was \$126.6 billion, an increase of \$28.3 billion from 2020. At June 30, 2020, UCRS' assets were \$109.5 billion, liabilities were \$11.3 billion and net position held in trust for pension benefits was \$98.2 billion, an increase of \$2.1 billion from 2019.

The major components of the assets, liabilities and net position available for pension benefits for 2021, 2020 and 2019 are as follows:

<i>(in millions of dollars)</i>	2021	2020	2019
<b>ASSETS</b>			
Investments	\$124,576	\$97,278	\$95,457
Participants' interests in mutual funds	2,407	1,829	1,692
Investment of cash collateral	9,369	7,589	6,129
Other assets	837	2,828	1,488
<b>Total assets</b>	<b>137,189</b>	<b>109,524</b>	<b>104,766</b>
<b>LIABILITIES</b>			
Securities lending collateral	9,369	7,589	6,127
Other liabilities	1,246	3,690	2,517
<b>Total liabilities</b>	<b>10,615</b>	<b>11,279</b>	<b>8,644</b>
<b>NET POSITION HELD IN TRUST FOR PENSION BENEFITS</b>			
Members' defined benefit plan benefits	91,826	70,978	70,344
Participants' defined contribution plan benefits	34,748	27,267	25,779
<b>Total net position held in trust for pension benefits</b>	<b>\$126,574</b>	<b>\$98,245</b>	<b>\$96,123</b>

The statements of changes in fiduciary net position include the presentation of UCRS' operating results. The statements indicate whether the financial condition has improved or deteriorated during the year. A summarized comparison of the operating results for 2021, 2020 and 2019 is as follows:

<i>(in millions of dollars)</i>	2021	2020	2019
<b>ADDITIONS</b>			
Contributions	\$5,616	\$5,107	\$4,815
Net appreciation in fair value of investments	25,738	978	3,701
Investment and other income, net	3,023	1,590	1,725
<b>Total additions</b>	<b>34,377</b>	<b>7,675</b>	<b>10,241</b>
<b>DEDUCTIONS</b>			
Benefit payments and participant withdrawals	5,979	5,481	5,275
Plan expenses	69	72	68
<b>Total deductions</b>	<b>6,048</b>	<b>5,553</b>	<b>5,343</b>
<b>Increase in net position held in trust for pension benefits</b>	<b>\$28,329</b>	<b>\$2,122</b>	<b>\$4,898</b>

The Regents' asset allocation strategies are intended to generate investment returns over time in accordance with investment objectives and at acceptable levels of risk. The overall investment return for UCRP was 30.5 percent in 2021 as compared to 1.7 percent in 2020 and 6.0 percent in 2019.

The participants' interests in mutual funds, representing defined contribution plan contributions to certain mutual funds on a custodial plan basis, fluctuate based upon market performance of the mutual funds and participant investment elections.

UCRS participates in the University's securities lending program as a means to augment income. All borrowers are required to provide collateral, and the University records a liability to the borrower for cash collateral received and held by the University for securities on loan at the end of the year. Investments in cash collateral and the securities lending collateral liability fluctuate in response to changes in demand from borrowers and the availability of securities based upon the UCRS asset allocation mix.

Contributions to UCRP were \$3.8 billion, \$3.5 billion and \$3.4 billion in 2021, 2020 and 2019, respectively, which include University contributions and contributions from employees of \$1.1 billion, \$1.0 billion and \$0.9 billion in 2021, 2020 and 2019, respectively. Contributions also included additional deposits by the University of \$600.0 million, \$500.0 million and \$500.0 million made by the University in 2021, 2020 and 2019, respectively. University contribution rates to UCRP were 14.5 percent of covered payroll in 2021 and 14.0 percent of covered payroll in 2020 and 2019. Employee contribution rates ranged between 7.0 percent and 9.0 percent in 2021, 2020 and 2019. Contributions to the retirement savings plans were \$1.9 billion, \$1.6 billion and \$1.4 billion in 2021, 2020 and 2019, respectively.

Benefit payments and participant withdrawals were \$498.5 million more in 2021 than in 2020 and \$205.9 million more in 2020 than in 2019. Payments from UCRP increase each year due to a growing number of retirees receiving payments and cost-of-living adjustments (COLAs). Benefit payments from UCRSP fluctuate based upon member withdrawals. Participant withdrawals increased by \$144.0 million, or 9.4 percent, in 2021 as compared to 2020, and increased by \$77.4 million, or 5.3 percent, in 2020 as compared to 2019. As of June 30, 2021, over 83,000 retirees and beneficiaries were receiving payments from UCRP as compared to over 80,700 as of June 30, 2020 and 79,100 as of June 30, 2019.

The net pension liability for UCRP was \$5.9 billion in 2021, \$21.7 billion in 2020 and \$18.1 billion in 2019. The decrease in net pension liability for 2021 of \$15.8 billion was primarily due to better than expected investment returns on the UCRP investment portfolio. The increase in net pension liability of \$3.6 billion for 2020 was primarily due to lower than expected investment returns on the UCRP investment portfolio. The ratio of plan net position to total pension liability was 93.9 percent in 2021, 76.6 percent in 2020 and 79.5 percent in 2019.

Additional information on the retirement plans can be obtained from the 2021 annual reports of the University of California Retirement System by writing to the University of California, Office of the President, Human Resources and Benefits, Post Office Box 24570, Oakland, California 94623.

## THE UNIVERSITY OF CALIFORNIA RETIREE HEALTH BENEFIT TRUST (UCRHBT)

UCRHBT was established on July 1, 2007 to allow certain University locations — primarily campuses and medical centers — that share the risks, rewards and costs of providing for retiree health benefits the opportunity to fund such benefits on a cost-sharing basis and accumulate funds under an arrangement segregated from University assets. The University contributes toward retiree medical and dental benefits, although it does not contribute toward the cost of other benefits available to retirees. The DOE laboratories do not participate in UCRHBT, therefore the DOE has no interest in the trust's assets.

### UCRHBT's Financial Position and Result of Operations

The statements of fiduciary net position present the financial position of the UCRHBT at the end of the fiscal year. It displays the UCRHBT's assets, liabilities and net position. The difference between assets and liabilities is the net position held in trust for retiree health benefits. This represents amounts available to provide retiree health benefits to participants.

The major components of the assets, liabilities and net position available for retiree health benefits for 2021, 2020 and 2019 were as follows:

<i>(in millions of dollars)</i>	2021	2020	2019
<b>ASSETS</b>			
Investments	\$148	\$142	\$136
Other assets	41	37	40
<b>Total assets</b>	<b>189</b>	<b>179</b>	<b>176</b>
<b>LIABILITIES</b>			
<b>Total liabilities</b>	<b>17</b>	<b>22</b>	<b>19</b>
<b>NET POSITION HELD IN TRUST FOR RETIREE HEALTH BENEFITS</b>			
<b>Total net position held in trust for retiree health benefits</b>	<b>\$172</b>	<b>\$157</b>	<b>\$157</b>

The statements of changes in fiduciary net position include the presentation of UCRHBT's operating results and indicates whether the financial condition has improved or deteriorated during the year. Summarized operating results for 2021, 2020 and 2019 are as follows:

<i>(in millions of dollars)</i>	2021	2020	2019
<b>ADDITIONS</b>			
Contributions	\$351	\$341	\$333
Investment and other income		2	3
<b>Total additions</b>	<b>351</b>	<b>343</b>	<b>336</b>
<b>DEDUCTIONS</b>			
Insurance premiums and payments	332	339	309
Plan expenses	4	4	4
<b>Total deductions</b>	<b>336</b>	<b>343</b>	<b>313</b>
<b>Change in net position held in trust for retiree health benefits</b>	<b>\$15</b>		<b>\$23</b>

Contributions for retiree health benefits are made by the campuses and medical centers based upon projected pay-as-you-go financing. The University acts as a third-party administrative agent on behalf of UCRHBT to pay health care insurers and administrators amounts currently due.

The retiree health benefits provided under the University's plan and any liabilities related to the future funding requirements for the retiree health benefits are reported by the University. The net retiree health liability for UCRHBT was \$24.2 billion, \$23.1 billion and \$19.2 billion in 2021, 2020 and 2019, respectively.



## LOOKING FORWARD

The University of California is a world center of learning, known for generating a steady stream of talent, knowledge and social benefits, and has always been at the center of California's capacity to innovate. The excellence of its programs attracts the best students, leverages hundreds of millions of dollars in state, federal and private funding and promotes discovery of new knowledge that fuels economic growth.

The outbreak of COVID-19, a respiratory disease caused by a new strain of coronavirus, has been declared a pandemic by the World Health Organization. The outbreak of the disease has affected travel, commerce and financial markets globally, in the United States and in the state, including cities and counties throughout the state. There have been and may continue to be material financial impacts to the University due to COVID-19 that will affect financial results for 2022 and potentially beyond.

The Governor signed the 2021-22 State Budget Act on July 12, 2021. State funds allocated to the University total \$4.7 billion, including \$728.6 million in one-time funding. The Budget Act reflects an increase of 15.8 percent to the University's base budget over 2020-21 levels, and an increase of 7.6 percent to the University's base budget over 2019-20 levels. In total, the University received an increase of \$547.9 million in ongoing support, with permanent funding provided for the following: \$302.4 million to restore cuts to the University's budget made in 2019-20, \$173.2 million to sustain the University's core operations, and \$72.3 million for various programs that benefit the state, such as UC Agriculture and Natural Resources and Programs in Medical Education (PRIME).

The University remains highly competitive in attracting federal grants and contracts revenue, with fluctuations in the awards received closely paralleling trends in the budgets of federal research granting agencies. Over two-thirds of the University's federal research revenue comes from two agencies, the Department of Health and Human Services, primarily through the National Institutes of Health, and the National Science Foundation. Other agencies that figure prominently in the University's awards are the Department of Education, Department of Defense, the National Aeronautics and Space Administration and the Department of Energy. The University is a unique national resource for helping the nation address competitiveness and economic initiatives.

The University's medical centers continue to face financial and competitive challenges in their regional markets, along with the added costs and responsibilities related to their function as academic institutions. The demand for health care services and the cost of providing them continue to increase significantly. In addition to the rising costs of salaries, benefits and medical supplies faced by hospitals across the state, along with the costs of maintaining and upgrading facilities, the University's medical centers also face additional costs associated with seismic retrofitting, new technologies, biomedical research, the education and training of health care professionals and the care for a disproportionate share of the medically underserved in California. Other than Medicare and Medi-Cal (California's Medicaid program), health insurance payments do not recognize the added cost of teaching in their payment to academic medical centers. The growth in costs of the publicly funded programs and health care reform will likely continue to reduce rates or limit payment growth, placing downward pressure on operating results for the medical centers.

The University must have a balanced array of many categories of facilities to meet its education, research and public service goals and continues to assess its long-term capital requirements. Support for the University's capital program is expected to be provided from a combination of sources, including the state of California, external financing, gifts and other sources.

Additional information concerning state budget matters and the state's financial condition may be found on the website of the California Department of Finance at [www.dof.ca.gov](http://www.dof.ca.gov).

## CAUTIONARY NOTE REGARDING FORWARD-LOOKING STATEMENTS

Certain information provided by the University, including written as outlined above or oral statements made by its representatives, may contain forward-looking statements as defined in the Private Securities Litigation Reform Act of 1995. All statements, other than statements of historical facts, which address activities, events or developments that the University expects or anticipates will or may occur in the future contain forward-looking information.

In reviewing such information, it should be kept in mind that actual results may differ materially from those projected or suggested in such forward-looking information. This forward-looking information is based upon various factors and was derived using various assumptions. The University does not undertake to update forward-looking information contained in this report or elsewhere to reflect actual results, changes in assumptions or changes in other factors affecting such forward-looking information.

UNIVERSITY OF CALIFORNIA  
**STATEMENTS OF NET POSITION**

At June 30, 2021 and 2020 (in thousands of dollars)	UNIVERSITY OF CALIFORNIA		CAMPUS FOUNDATIONS	
	2021	2020	2021	2020
<b>ASSETS</b>				
Cash and cash equivalents	\$678,069	\$355,748	\$336,671	\$357,849
Short-term investments	9,873,974	8,392,586	886,902	779,681
Investment of cash collateral	973,402	350,610		37,995
Investments held by trustees	279,160	424,627		
Accounts receivable, net	5,464,884	5,491,637	49,288	102,426
Pledges receivable, net	82,318	29,581	194,543	194,541
Current portion of notes and mortgages receivable, net	61,586	63,855		
Inventories	348,770	340,359		
Department of Energy receivable	122,310	174,578		
Other current assets	770,066	420,703	4,700	14,124
<b>Current assets</b>	<b>18,654,539</b>	<b>16,044,284</b>	<b>1,472,104</b>	<b>1,486,616</b>
Investments	28,574,426	21,846,569	13,023,298	9,444,632
Investment of cash collateral	25,039	36,722		3,979
Investments held by trustees	361,212	287,360		
Pledges receivable, net	43,998	45,378	733,326	647,626
Notes and mortgages receivable, net	357,864	357,447	250	250
Department of Energy receivable	1,302,863	1,720,129		
Capital assets, net	37,996,479	36,543,172		
Other noncurrent assets	340,339	301,264	131,512	105,992
<b>Noncurrent assets</b>	<b>69,002,220</b>	<b>61,138,041</b>	<b>13,888,386</b>	<b>10,202,479</b>
<b>Total assets</b>	<b>87,656,759</b>	<b>77,182,325</b>	<b>15,360,490</b>	<b>11,689,095</b>
<b>DEFERRED OUTFLOWS OF RESOURCES</b>	<b>9,757,198</b>	<b>14,622,134</b>		
<b>LIABILITIES</b>				
Accounts payable	1,953,877	2,738,260	17,118	27,423
Accrued salaries	1,168,682	1,530,351		
Employee benefits	1,705,246	752,354		
Unearned revenue	1,789,410	1,665,429	65,544	35,386
Collateral held for securities lending	998,441	387,337		41,974
Commercial paper	370,000	1,327,000		
Current portion of long-term debt	1,840,330	1,996,183		
Department of Energy laboratories' liabilities	131,459	158,123		
Other current liabilities	4,027,442	3,071,694	77,573	109,824
<b>Current liabilities</b>	<b>13,984,887</b>	<b>13,626,731</b>	<b>160,235</b>	<b>214,607</b>
Federal refundable loans	197,520	220,379		
Self-insurance	983,114	778,778		
Obligations under life income agreements	37,331	37,606	159,425	146,119
Long-term debt	28,013,746	23,329,565	248	
Net pension liability	5,894,952	21,779,120		
Net retiree health benefits liability	24,916,439	23,852,872		
Other noncurrent liabilities	1,021,623	1,044,538	22,779	26,539
<b>Noncurrent liabilities</b>	<b>61,064,725</b>	<b>71,042,858</b>	<b>182,452</b>	<b>172,658</b>
<b>Total liabilities</b>	<b>75,049,612</b>	<b>84,669,589</b>	<b>342,687</b>	<b>387,265</b>
<b>DEFERRED INFLOWS OF RESOURCES</b>	<b>17,434,250</b>	<b>7,251,375</b>	<b>257,512</b>	<b>212,519</b>
<b>NET POSITION</b>				
Net investment in capital assets	13,848,413	14,443,373		
Restricted:				
Nonexpendable: endowments and gifts	1,238,159	1,216,561	5,892,517	5,326,577
Nonexpendable: reserved for minority interests	46,452	47,093		
Expendable	10,960,926	8,769,641	8,042,524	5,105,784
Unrestricted	(21,163,855)	(24,593,173)	825,250	656,950
<b>Total net position</b>	<b>\$4,930,095</b>	<b>(\$116,505)</b>	<b>\$14,760,291</b>	<b>\$11,089,311</b>

See accompanying Notes to Financial Statements.

## UNIVERSITY OF CALIFORNIA

## STATEMENTS OF REVENUES, EXPENSES AND CHANGES IN NET POSITION

Years ended June 30, 2021 and 2020 (in thousands of dollars)	UNIVERSITY OF CALIFORNIA		CAMPUS FOUNDATIONS	
	2021	2020	2021	2020
<b>OPERATING REVENUES</b>				
Student tuition and fees, net	\$5,100,747	\$5,298,018		
Grants and contracts, net:				
Federal	3,581,367	3,707,625		
State	573,828	574,662		
Private	1,699,115	1,608,449		
Local	380,060	358,187		
Medical centers, net	15,639,398	14,169,528		
Educational activities, net	4,710,758	4,228,866		
Auxiliary enterprises, net	656,282	1,415,158		
Department of Energy laboratories	1,081,254	1,083,215		
Campus foundation private gifts			\$1,310,945	\$1,301,479
Other operating revenues, net	740,514	1,046,127	425	1,860
<b>Total operating revenues</b>	<b>34,163,323</b>	<b>33,489,835</b>	<b>1,311,370</b>	<b>1,303,339</b>
<b>OPERATING EXPENSES</b>				
Salaries and wages	18,484,966	18,426,861		
Pension benefits	2,041,008	5,355,166		
Retiree health benefits	1,891,655	1,692,273		
Other employee benefits	3,975,358	3,592,961		
Supplies and materials	4,790,360	4,218,056		
Depreciation and amortization	2,320,064	2,184,431		
Department of Energy laboratories	1,042,258	1,075,559		
Scholarships and fellowships	1,119,720	1,039,128		
Utilities	319,104	318,494		
Campus foundation grants			1,350,578	1,292,075
Other operating expenses	5,239,287	5,502,477	39,629	37,874
<b>Total operating expenses</b>	<b>41,223,780</b>	<b>43,405,406</b>	<b>1,390,207</b>	<b>1,329,949</b>
<b>Operating loss</b>	<b>(7,060,457)</b>	<b>(9,915,571)</b>	<b>(78,837)</b>	<b>(26,610)</b>
<b>NONOPERATING REVENUES (EXPENSES)</b>				
State educational appropriations	3,260,441	3,686,105		
State hospital fee grants	37,797	22,838		
Direct government grants	880,119	683,593		
Build America Bonds federal interest subsidies	53,584	54,413		
Federal Pell Grants	607,356	443,282		
Private gifts, net	1,571,402	1,516,475		
Investment income:				
Short Term Investment Pool and other, net	305,292	310,997		
Endowment, net	196,731	67,564		
Securities lending, net	823	6,749	28	720
Campus foundations			67,501	50,521
Net appreciation in fair value of investments	5,842,705	406,198	3,156,598	179,718
Interest expense	(990,646)	(921,796)		
Loss on disposal of capital assets	(21,270)	(49,051)		
Other nonoperating revenues (expenses)	104,759	(40,860)	72	250
<b>Net nonoperating revenues</b>	<b>11,849,093</b>	<b>6,186,507</b>	<b>3,224,199</b>	<b>231,209</b>
<b>Income (loss) before other changes in net position</b>	<b>4,788,636</b>	<b>(3,729,064)</b>	<b>3,145,362</b>	<b>204,599</b>
<b>OTHER CHANGES IN NET POSITION</b>				
Capital gifts and grants, net	228,422	251,616		
State capital appropriations	248	(654)		
Permanent endowments	29,294	32,508	525,618	442,825
<b>Increase (decrease) in net position</b>	<b>5,046,600</b>	<b>(3,445,594)</b>	<b>3,670,980</b>	<b>647,424</b>
<b>NET POSITION</b>				
Beginning of year	(116,505)	3,329,089	11,089,311	10,441,887
<b>End of year</b>	<b>\$4,930,095</b>	<b>(\$116,505)</b>	<b>\$14,760,291</b>	<b>\$11,089,311</b>

See accompanying Notes to Financial Statements.

UNIVERSITY OF CALIFORNIA  
**STATEMENTS OF CASH FLOWS**

	UNIVERSITY OF CALIFORNIA		CAMPUS FOUNDATIONS	
<i>Years ended June 30, 2021 and 2020 (in thousands of dollars)</i>	2021	2020	2021	2020
<b>CASH FLOWS FROM OPERATING ACTIVITIES</b>				
Student tuition and fees	\$5,151,778	\$5,270,855		
Grants and contracts	6,343,745	6,476,724		
Medical centers	15,317,974	15,171,805		
Educational activities	4,639,453	4,238,236		
Auxiliary enterprises	628,690	1,364,911		
Collection of loans from students and employees	74,171	80,918		
Campus foundation private gifts			\$1,022,252	\$1,119,021
Payments to employees	(18,376,888)	(17,970,142)		
Payments to suppliers and utilities	(10,073,078)	(9,705,064)		
Payments for pension benefits	(3,300,304)	(2,706,842)		
Payments for retiree health benefits	(367,393)	(389,358)		
Payments for other employee benefits	(3,270,773)	(3,538,064)		
Payments for scholarships and fellowships	(1,119,720)	(1,039,270)		
Loans issued to students and employees	(72,319)	(52,543)		
Payments to campuses and beneficiaries			(1,431,635)	(1,306,297)
Other receipts	1,051,136	588,855	53,601	39,033
<b>Net cash used by operating activities</b>	<b>(3,373,528)</b>	<b>(2,208,979)</b>	<b>(355,782)</b>	<b>(148,243)</b>
<b>CASH FLOWS FROM NONCAPITAL FINANCING ACTIVITIES</b>				
State educational appropriations	3,259,181	3,698,936		
Federal Pell Grants	604,200	438,587		
Direct government grants	880,119	643,679		
State hospital fee grants	37,797	22,838		
Gifts received for other than capital purposes:				
Private gifts for endowment purposes	29,294	36,618	436,514	332,194
Other private gifts	1,498,736	1,443,400		
Receipt of retiree health contributions from UCRP	75,263	82,122		
Payment of retiree health contributions to UCRHBT	(76,656)	(75,263)		
Receipts from UCRHBT	417,946	397,551		
Payments for retiree health benefits made on behalf of UCRHBT	(404,939)	(378,902)		
Student direct lending receipts	475,975	552,575		
Student direct lending payments	(478,098)	(552,409)		
Proceeds from debt issuance	1,975,000			
Repayment of debt		(286,515)		
Commercial paper financing:				
Proceeds from issuance	20,342	25,987		
Payments of principal	(10,454)	(14,411)		
Interest paid	(49,394)	(35,693)		
Other receipts (payments)	69,471	5,061	(16,101)	12,770
<b>Net cash provided by noncapital financing activities</b>	<b>8,323,783</b>	<b>6,004,161</b>	<b>420,413</b>	<b>344,964</b>
<b>CASH FLOWS FROM CAPITAL AND RELATED FINANCING ACTIVITIES</b>				
Commercial paper financing:				
Proceeds from issuance	683,038	854,028		
Payments of principal	(1,649,926)	(113,087)		
Interest paid	(2,194)	(8,920)		
State capital appropriations		(2,298)		
Build America Bonds federal interest subsidies	58,848	51,615		
Capital gifts and grants	151,644	139,795		
Proceeds from debt issuance	3,563,608	2,117,539		
Proceeds from the sale of capital assets	6,851	31,230		
Purchase of capital assets	(3,413,213)	(3,896,294)		
Refinancing or prepayment of outstanding debt	(439,162)	(149,073)		
Scheduled principal paid on debt and capital leases	(780,891)	(485,776)		
Interest paid on debt and capital leases	(1,023,713)	(933,246)		
<b>Net cash used by capital and related financing activities</b>	<b>(2,845,110)</b>	<b>(2,394,487)</b>		

See accompanying Notes to Financial Statements.

UNIVERSITY OF CALIFORNIA  
**STATEMENTS OF CASH FLOWS** *continued*

<i>Years ended June 30, 2021 and 2020 (in thousands of dollars)</i>	UNIVERSITY OF CALIFORNIA		CAMPUS FOUNDATIONS	
	2021	2020	2021	2020
<b>CASH FLOWS FROM INVESTING ACTIVITIES</b>				
Proceeds from sales and maturities of investments	\$163,447,964	\$235,251,055	\$2,398,743	\$1,983,478
Purchase of investments	(165,729,965)	(236,850,247)	(2,548,181)	(2,329,658)
Investment income, net of investment expenses	499,177	411,118	63,629	48,714
<b>Net cash used by investing activities</b>	<b>(1,782,824)</b>	<b>(1,188,074)</b>	<b>(85,809)</b>	<b>(297,466)</b>
<b>Net increase (decrease) in cash and cash equivalents</b>	<b>322,321</b>	<b>212,621</b>	<b>(21,178)</b>	<b>(100,745)</b>
Cash and cash equivalents, beginning of year	355,748	143,127	357,849	458,594
<b>Cash and cash equivalents, end of year</b>	<b>\$678,069</b>	<b>\$355,748</b>	<b>\$336,671</b>	<b>\$357,849</b>
<b>RECONCILIATION OF OPERATING LOSS TO NET CASH USED BY OPERATING ACTIVITIES</b>				
Operating loss	(\$7,060,457)	(\$9,915,571)	(\$78,837)	(\$26,610)
<i>Adjustments to reconcile operating loss to net cash used by operating activities:</i>				
Depreciation and amortization expense	2,320,064	2,184,431		
Noncash gifts			(206,016)	(217,337)
Allowance for uncollectible accounts	276,712	262,748	9,444	5,251
Loss on impairment of capital assets	11,504	12,483		
<i>Change in assets and liabilities:</i>				
Investments held by trustees	(16,915)	(11,739)	(656)	(5,467)
Accounts receivable	(917,740)	(566,012)	(88)	(546)
Pledges receivable			(96,836)	39,230
Inventories	(8,411)	(73,520)		
Other assets	(386,586)	(75,856)	(25,518)	30,547
Accounts payable	(111,817)	16,716	(1,743)	10,301
Accrued salaries	(361,669)	269,983		
Employee benefits	952,892	175,531		
Unearned revenue	123,981	161,815	49,568	30,774
Department of Energy	442,870	(117,631)		
Self-insurance	654,025	94,475		
Obligations under life income agreements			(6,010)	(4,812)
Net pension liability	(1,273,915)	3,060,600		
Net retiree health benefits liability	1,430,560	1,273,462		
Other liabilities	551,374	1,039,106	910	(9,574)
<b>Net cash used by operating activities</b>	<b>(\$3,373,528)</b>	<b>(\$2,208,979)</b>	<b>(\$355,782)</b>	<b>(\$148,243)</b>
<b>SUPPLEMENTAL NONCASH ACTIVITIES INFORMATION</b>				
Capital assets acquired through capital leases	\$7,229	\$47,978		
Capital assets acquired with a liability at year end	143,990	218,707		
Change in fair value of interest rate swaps classified as hedging derivatives	105,762	(129,783)		
Gifts of capital assets	76,779	111,776		\$9,500
Other noncash gifts	21,034	52,564	\$212,100	309,638
Proceeds from issuance of blended component unit revenue bonds deposited with trustees	314,676	175,065		
Beneficial interests in irrevocable split interest agreements administered by third parties	14,673	6,851	22,944	3,594
Noncash gifts for University-administered irrevocable split-interest agreements			6,467	4,250
Other borrowings from conversion of interest rate swap to hedging derivative		6,468		

See accompanying Notes to Financial Statements.

UNIVERSITY OF CALIFORNIA  
**STATEMENTS OF FIDUCIARY NET POSITION**

	UNIVERSITY OF CALIFORNIA RETIREMENT SYSTEM (UCRS)		UNIVERSITY OF CALIFORNIA RETIREE HEALTH BENEFIT TRUST (UCRHBT)		TOTAL UCRS AND UCRHBT — PENSION AND RETIREE HEALTH BENEFITS TRUST FUNDS	
<i>At June 30, 2021 and 2020 (in thousands of dollars)</i>	<b>2021</b>	<b>2020</b>	<b>2021</b>	<b>2020</b>	<b>2021</b>	<b>2020</b>
<b>ASSETS</b>						
Investments	\$124,576,493	\$97,278,282	\$148,451	\$141,872	\$124,724,944	\$97,420,154
Participants' interests in mutual funds	2,406,949	1,828,837			2,406,949	1,828,837
Investment of cash collateral	9,369,192	7,588,680			9,369,192	7,588,680
Participant 403(b) loans	188,974	194,829			188,974	194,829
Accounts receivable:						
Contributions from University and affiliates	176,848	175,645	37,894	34,989	214,742	210,634
Investment income	87,559	60,831			87,559	60,831
Security sales and other	383,141	2,396,198	9	48	383,150	2,396,246
Prepaid insurance premiums			2,642	2,115	2,642	2,115
<b>Total assets</b>	<b>137,189,156</b>	<b>109,523,302</b>	<b>188,996</b>	<b>179,024</b>	<b>137,378,152</b>	<b>109,702,326</b>
<b>LIABILITIES</b>						
Payable to University			17,375	22,206	17,375	22,206
Payable for securities purchased	551,640	2,986,676			551,640	2,986,676
Member withdrawals, refunds and other payables	694,424	702,930			694,424	702,930
Collateral held for securities lending	9,369,192	7,588,760			9,369,192	7,588,760
<b>Total liabilities</b>	<b>10,615,256</b>	<b>11,278,366</b>	<b>17,375</b>	<b>22,206</b>	<b>10,632,631</b>	<b>11,300,572</b>
<b>NET POSITION HELD IN TRUST</b>						
Members' defined benefit plan benefits	91,826,002	70,977,922			91,826,002	70,977,922
Participants' defined contribution plan benefits	34,747,898	27,267,014			34,747,898	27,267,014
Retiree health benefits			171,621	156,818	171,621	156,818
<b>Total net position held in trust</b>	<b>\$126,573,900</b>	<b>\$98,244,936</b>	<b>\$171,621</b>	<b>\$156,818</b>	<b>\$126,745,521</b>	<b>\$98,401,754</b>

*See accompanying Notes to Financial Statements.*

UNIVERSITY OF CALIFORNIA  
**STATEMENTS OF FIDUCIARY NET POSITION** *continued*

	CUSTODIAL EXTERNAL INVESTMENT POOL FUNDS	
<i>At June 30, 2021 and 2020 (in thousands of dollars)</i>	<b>2021</b>	<b>2020</b>
<b>ASSETS</b>		
Investments	\$521,389	\$424,636
<b>Total assets</b>	<b>521,389</b>	<b>424,636</b>
<b>NET POSITION</b>		
Custodial external investment pool funds	521,389	424,636
<b>Total net position</b>	<b>\$521,389</b>	<b>\$424,636</b>

*See accompanying Notes to Financial Statements.*

UNIVERSITY OF CALIFORNIA  
**STATEMENTS OF CHANGES IN FIDUCIARY NET POSITION**

Years ended June 30, 2021 and 2020 (in thousands of dollars)	UNIVERSITY OF CALIFORNIA RETIREMENT SYSTEM (UCRS)		UNIVERSITY OF CALIFORNIA RETIREE HEALTH BENEFIT TRUST (UCRHBT)		TOTAL UCRS AND UCRHBT — PENSION AND RETIREE HEALTH BENEFITS TRUST FUNDS	
	2021	2020	2021	2020	2021	2020
<b>ADDITIONS</b>						
<i>Contributions:</i>						
Members and employees	\$2,808,088	\$2,577,692			\$2,808,088	\$2,577,692
University	2,807,763	2,529,426	\$350,774	\$340,726	3,158,537	2,870,152
<b>Total contributions</b>	<b>5,615,851</b>	<b>5,107,118</b>	<b>350,774</b>	<b>340,726</b>	<b>5,966,625</b>	<b>5,447,844</b>
<i>Investment income (expense), net:</i>						
Net appreciation in fair value of investments	25,738,318	978,372			25,738,318	978,372
Interest, dividends and other investment income	2,985,731	1,547,478	208	2,281	2,985,939	1,549,759
Securities lending income	48,452	133,203			48,452	133,203
Securities lending fees and rebates	(10,918)	(91,549)			(10,918)	(91,549)
<b>Net investment earnings</b>	<b>28,761,583</b>	<b>2,567,504</b>	<b>208</b>	<b>2,281</b>	<b>28,761,791</b>	<b>2,569,785</b>
Interest income from contributions receivable		414				414
<b>Total additions</b>	<b>34,377,434</b>	<b>7,675,036</b>	<b>350,982</b>	<b>343,007</b>	<b>34,728,416</b>	<b>8,018,043</b>
<b>DEDUCTIONS</b>						
<i>Benefit payments:</i>						
Retirement payments	2,997,875	2,833,231			2,997,875	2,833,231
Member withdrawals	159,048	148,579			159,048	148,579
Cost-of-living adjustments	642,027	602,156			642,027	602,156
Lump sum cashouts	409,429	271,506			409,429	271,506
Preretirement survivor payments	56,132	55,247			56,132	55,247
Disability payments	30,583	30,181			30,583	30,181
Death payments	8,566	8,240			8,566	8,240
Participant withdrawals	1,675,914	1,531,954			1,675,914	1,531,954
<b>Total benefit payments</b>	<b>5,979,574</b>	<b>5,481,094</b>			<b>5,979,574</b>	<b>5,481,094</b>
<i>Insurance premiums:</i>						
Insured plans			128,743	118,056	128,743	118,056
Self-insured plans			174,070	201,790	174,070	201,790
Medicare Part B reimbursements			28,997	18,721	28,997	18,721
<b>Total insurance premiums, net</b>			<b>331,810</b>	<b>338,567</b>	<b>331,810</b>	<b>338,567</b>
<i>Other deductions:</i>						
Plan administration and other expenses	68,896	71,804	4,369	4,531	73,265	76,335
<b>Total other deductions</b>	<b>68,896</b>	<b>71,804</b>	<b>4,369</b>	<b>4,531</b>	<b>73,265</b>	<b>76,335</b>
<b>Total deductions</b>	<b>6,048,470</b>	<b>5,552,898</b>	<b>336,179</b>	<b>343,098</b>	<b>6,384,649</b>	<b>5,895,996</b>
<b>Change in net position held in trust</b>	<b>28,328,964</b>	<b>2,122,138</b>	<b>14,803</b>	<b>(91)</b>	<b>28,343,767</b>	<b>2,122,047</b>
<b>NET POSITION HELD IN TRUST</b>						
Beginning of year	98,244,936	96,122,798	156,818	156,909	98,401,754	96,279,707
<b>End of year</b>	<b>\$126,573,900</b>	<b>\$98,244,936</b>	<b>\$171,621</b>	<b>\$156,818</b>	<b>\$126,745,521</b>	<b>\$98,401,754</b>

See accompanying Notes to Financial Statements.



UNIVERSITY OF CALIFORNIA  
**STATEMENTS OF CHANGES IN FIDUCIARY NET POSITION** *continued*

<i>Years ended June 30, 2021 and 2020 (in thousands of dollars)</i>	<b>CUSTODIAL EXTERNAL INVESTMENT POOL FUNDS</b>	
	<b>2021</b>	<b>2020</b>
<b>ADDITIONS</b>		
Contributions	\$181,947	\$90,079
Net appreciation of fair value of investments	6,928	4,962
Interest, dividends and other investment income	3,643	5,227
<b>Total additions</b>	<b>192,518</b>	<b>100,268</b>
<b>DEDUCTIONS</b>		
Withdrawals	95,765	77,936
<b>Total deductions</b>	<b>95,765</b>	<b>77,936</b>
<b>Change in net position</b>	<b>96,753</b>	<b>22,332</b>
<b>NET POSITION</b>		
Beginning of year	424,636	402,304
<b>End of year</b>	<b>\$521,389</b>	<b>\$424,636</b>

*See accompanying Notes to Financial Statements.*

# Notes to Financial Statements

*Years ended June 30, 2021 and 2020*

## **ORGANIZATION**

The University of California (the University) was founded in 1868 as a public, state-supported institution. The California State Constitution provides that the University shall be a public trust administered by the corporation, “The Regents of the University of California,” which is vested with full powers of organization and government, subject only to such legislative control necessary to ensure the security of its funds and compliance with certain statutory and administrative requirements. The majority of the 26-member independent governing board (The Regents) is appointed by the governor and approved by the state Senate. Various University programs and capital outlay projects are funded through appropriations from the state’s annual Budget Act. The University’s financial statements are discretely presented in the state’s basic financial statements as a component unit.

## **FINANCIAL REPORTING ENTITY AND SIGNIFICANT ACCOUNTING POLICIES**

### ***Financial Reporting Entity***

The University’s financial statements include the accounts of 10 campuses, five medical centers, a statewide agricultural extension program and the operations of most student government or associated student organizations as part of the primary financial reporting entity because The Regents has certain oversight responsibilities for these organizations. Organizations that are not significant or for which the University is not financially accountable, such as booster and alumni organizations, are not included in the reporting entity.

Fiat Lux Risk and Insurance Company (Fiat Lux), the University’s wholly owned captive insurance company, is a blended component unit of the University. The Regents is the sole corporate and voting member of Children’s Hospital & Research Center Oakland (CHRCO), a private, not-for-profit Internal Revenue Code section 501(c)(3) corporation. Children’s Hospital & Research Center Foundation, a not-for-profit public benefit corporation, is organized and operated for the purpose of supporting CHRCO. CHRCO, combined with its foundation, is a blended component unit of the University. In addition, the financial position and operating results of certain other legally separate organizations are included in the University’s financial reporting entity on a blended basis if The Regents is determined to be financially accountable for the organization. These include legally separate organizations that provide research and housing services entirely, or almost entirely, to the University or otherwise exclusively, or almost exclusively, to benefit the University.

The University has 11 legally separate, tax-exempt, affiliated campus foundations, one for each campus and the Lawrence Berkeley National Laboratory (LBNL). The economic resources received or held by the foundations are entirely for the benefit of the campuses. Because of the nature and significance of their relationship with the University, including their ongoing financial support, the campus foundations are reported under the Governmental Accounting Standards Board (GASB) requirements as discretely presented component units of the University.

Specific assets and liabilities and all revenues and expenses associated with the LBNL, a major United States Department of Energy (DOE) national laboratory operated and managed by the University under contract directly with the DOE, are included in the accompanying financial statements.

The Regents has fiduciary responsibility for the University of California Retirement System (UCRS) which includes two defined benefit plans, the University of California Retirement Plan (UCRP) and the University of California Voluntary Early Retirement Incentive Plan (UC-VERIP), and four defined contribution plans in the University of California Retirement Savings Program (UCRSP), consisting of the Defined Contribution Plan (DC Plan), the Supplemental Defined Contribution Plan (SDC Plan), the Tax-Deferred 403(b) Plan (403(b) Plan) and the 457(b) Deferred Compensation Plan (457(b) Plan). As a result, the UCRS statements of fiduciary net position and changes in fiduciary net position are shown as a fiduciary activity in the University's financial statements.

The Regents also has fiduciary responsibility for the University of California Retiree Health Benefit Trust (UCRHBT). As a result, UCRHBT's statements of fiduciary net position and changes in fiduciary net position are shown as a fiduciary fund in the University's financial statements. UCRHBT allows certain University locations and affiliates, primarily campuses and medical centers that share the risks, rewards and costs of providing for retiree health benefits, the opportunity to fund such benefits on a cost-sharing basis and to accumulate funds on a tax-exempt basis under an arrangement segregated from University assets. The Regents serves as Trustee of UCRHBT and has the authority to amend or terminate the trust.

### **Significant Accounting Policies**

The financial statements have been prepared in accordance with accounting principles generally accepted in the United States of America, using the economic resources measurement focus and the accrual basis of accounting. The University follows accounting principles issued by the GASB.

In January 2017, the GASB issued Statement No. 84, *Fiduciary Activities*. The University implemented the statement as of July 1, 2019. This Statement establishes criteria for identifying fiduciary activities of all state and local governments. Governments with activities meeting the criteria should present a statement of fiduciary net position and a statement of changes in fiduciary net position. This Statement describes four fiduciary funds that should be reported, if applicable: (1) pension (and other employee benefit) trust funds, (2) investment trust funds, (3) private-purpose trust funds and (4) custodial funds. Custodial funds generally should report fiduciary activities that are not held in a trust or an equivalent arrangement that meets specific criteria.

The adoption of Statement No. 84 did not result in any adjustments to the financial statements of UCRS or UCRHBT.

The adoption of Statement No. 84 did not result in any adjustments to the University's and campus foundations' net position, revenues, expenses, changes in net position and cash flows. The effects on assets and liabilities of adopting Statement No. 84 in the University's and campus foundations' financial statements for the year ended June 30, 2020, were as follows:

UNIVERSITY OF CALIFORNIA			
<i>(in thousands of dollars)</i>	AS PREVIOUSLY REPORTED	EFFECT OF ADOPTION OF STATEMENT NO. 84	AS RESTATED
<b>Statement of Net Position</b>			
Investments	\$22,271,205	(\$424,636)	\$21,846,569
Noncurrent assets	61,562,677	(424,636)	61,138,041
Total assets	77,606,961	(424,636)	77,182,325
Funds held for others	456,815	(456,815)	
Other current liabilities	3,039,515	32,179	3,071,694
Current liabilities	14,051,367	(424,636)	13,626,731
Total liabilities	85,094,225	(424,636)	84,669,589
Net position	(116,505)		(116,505)

CAMPUS FOUNDATIONS			
<i>(in thousands of dollars)</i>	AS PREVIOUSLY REPORTED	EFFECT OF ADOPTION OF STATEMENT NO. 84	AS RESTATED
<b>Statement of Net Position</b>			
Short-term investments	\$823,718	(\$44,037)	\$779,681
Current assets	1,530,653	(44,037)	1,486,616
Investments	9,933,876	(489,244)	9,444,632
Noncurrent assets	10,691,723	(489,244)	10,202,479
Total assets	12,222,376	(533,281)	11,689,095
Accounts payable	28,624	(1,201)	27,423
Funds held for others	295,012	(295,012)	
Other current liabilities	84,179	25,645	109,824
Current liabilities	485,175	(270,568)	214,607
Other noncurrent liabilities	289,252	(262,713)	26,539
Noncurrent liabilities	435,371	(262,713)	172,658
Total liabilities	920,546	(533,281)	387,265
Net position	11,089,311		11,089,311

The significant accounting policies of the University are as follows:

**Cash and cash equivalents.** The University and campus foundations consider all balances in demand deposit accounts to be cash. The University classifies all other highly liquid cash equivalents with original maturities less than one year as short-term investments. Certain campus foundations classify their deposits in the University's Short Term Investment Pool as a cash equivalent.

**Investments.** Investments are measured and reported at fair value. Securities are generally valued at the last sale price on the last business day of the fiscal year, as quoted on a recognized exchange or by utilizing an industry-standard pricing service, when available. Securities for which no sale was reported as of the close of the last business day of the fiscal year are valued at the quoted bid price of a dealer who regularly trades in the security being valued. Investment in nonexchange traded debt and equity investments are valued using inputs provided by independent pricing services or by brokers/dealers who actively trade in these markets. Certain securities may be valued on a basis of a price provided by a single source.

Investments also include private equities, absolute return funds, real estate, real asset and certain corporate asset-backed securities. Private equities include venture capital partnerships, buyouts, real assets and international funds. Fair values for interests in private equity, absolute return partnerships and real estate partnerships are based on valuations provided by the general partners of the respective partnerships. The valuations are primarily based on the most recent net asset value (NAV) of the underlying investments. The NAV is reported by the external investment managers, including general partners, in accordance with their policies as described in their respective financial statements and offering memoranda. The most recent NAV is adjusted for capital calls, distributions and significant known valuation changes, if any, of its related portfolio through June 30, 2021 and 2020.

Interests in certain direct investments in real estate are estimated based upon independent appraisals. Because the private equity, real estate, real assets and absolute return partnerships, along with direct investments in real estate, are not readily marketable, their estimated value is subject to uncertainty and, therefore, may differ significantly from the value that would be used had a ready market for such investments existed. These investments are generally less liquid than other investments, and the value reported may differ from the values that would have been reported had a ready market for these investments existed.

For other investments, the University considers various factors to estimate fair value, such as the timing of the transaction, the market in which the company operates, comparable transactions, company performance and projections as well as discounted cash flow analysis. The selection of an appropriate technique may be affected by the availability and general reliability of relevant inputs. In some cases, one valuation technique may provide the best indication of fair value, while in other circumstances, multiple valuation techniques may be appropriate. Furthermore, the University may review the investment's underlying portfolio as well as engage external appraisers, depending on the nature of the investment.

The University exercises due diligence in assessing the external managers' use of and adherence to fair value principles. In conjunction with these procedures, estimated fair value is determined by consideration of a wide range of factors, including market conditions, redemption terms and restrictions and risks inherent to the inputs of the external investment managers' valuation. In situations where the information provided by the external manager is deemed to not be representative of the fair value as of the measurement date,

management evaluates specific features of the investment and utilizes supplemental fair value information provided by the external manager along with any relevant market data to measure the investment's fair value.

Investments in registered investment companies are valued based upon the reported NAV of those companies. Mortgage loans, held as investments, are valued on the basis of their future principal and interest payments, and are discounted at prevailing interest rates for similar instruments. Insurance contracts are valued at contract value, plus reinvested interest, which approximates fair value.

Investments denominated in foreign currencies are translated into U.S. dollar equivalents using year-end spot foreign currency exchange rates. Purchases and sales of investments and their related income are translated at the rate of exchange on the respective transaction dates. Realized and unrealized gains and losses resulting from foreign currency changes are included in the University's statement of revenues, expenses and changes in net position.

Investment transactions are recorded on the date the securities are purchased or sold (trade date). Realized gains or losses are recorded as the difference between the proceeds from the sale and the average cost of the investment sold. Dividend income is recorded on the ex-dividend date and interest income is accrued as earned. Gifts of securities are recorded based on fair value at the date of donation.

Campus foundations may invest all or a portion of their investments in University-managed investment pools. Certain securities in these investment pools are included in the University's security lending program. Accordingly, the campus foundations' investments in University-managed investment pools and their allocated share of the securities lending activities have been excluded from the University's financial statements and included in the Campus Foundations' column.

**Derivative financial instruments.** Derivative instruments are recorded at fair value. Futures contracts, foreign currency exchange contracts, stock rights and warrants, options and swaptions are valued at the settlement price on the last day of the fiscal year, as quoted on a recognized exchange or by utilizing an industry-standard pricing service, when available. Financial institutions or independent advisors have estimated the fair value of the interest rate swaps and total return swaps using quoted market prices when available or discounted expected future net cash flows.

The University has entered into interest rate swap agreements to limit the exposure of its variable-rate debt to changes in market interest rates. Interest rate swap agreements involve the exchange with a counterparty of fixed- and variable-rate interest payments periodically over the life of the agreement without exchange of the underlying notional principal amounts. The net differential to be paid or received is recognized over the life of the agreements as an adjustment to interest expense. The University's counterparties are major financial institutions.

Derivatives are recorded at estimated fair value as either assets or liabilities in the statement of net position. Certain derivatives are determined to be hedging derivatives and designated as either a fair value or cash flow hedge. Under hedge accounting, changes in the fair value of hedging derivatives are considered to be deferred inflows (for hedging derivatives with positive fair values) or deferred outflows (for hedging derivatives with negative fair values).

Changes in the fair value of derivatives that are not hedging derivatives are recorded as net appreciation or depreciation of investments in the statement of revenues, expenses and changes in net position.

**Participants' interests in mutual funds.** Participants in the University's defined contribution retirement plans may invest their account balances in funds managed by the University's Chief Investment Officer or in certain mutual funds.

**Accounts receivable, net.** Accounts receivable, net of allowance for uncollectible amounts, include reimbursements due from state and federal sponsors of externally funded research, patient billings, accrued income on investments and other receivables. Other receivables include local government and private grants and contracts, educational activities and amounts due from students, employees and faculty.

**Pledges receivable, net.** Unconditional pledges of private gifts to the University or campus foundations, net of allowance for uncollectible amounts, are recorded as pledges receivable and revenue in the year promised at the net present value of expected cash flows. Conditional pledges, including all pledges of endowments and intentions to pledge, are recognized as receivables and revenues when the specified conditions are met.

**Beneficial interests in irrevocable split-interest agreements.** The beneficial interests in irrevocable split-interest agreements represent the University's and the campus foundations' right to the portion of the benefits from the irrevocable split-interest agreements that are administered by third parties and are recognized as assets and deferred inflows of resources. These are measured at fair value and are reported as other noncurrent assets in the statement of net position. Changes in the fair value of the beneficial interest assets are recognized as an increase or decrease in the related deferred inflows of resources. At the termination of the agreement, net assets received from the beneficial interests are recognized as revenues.

**Notes and mortgages receivable, net.** Loans to students, net of allowance for uncollectible amounts, are provided from federal student loan programs and from other University sources. Home mortgage loans, primarily to faculty, are provided from the University's Short Term Investment Pool and from other University sources. Mortgage loans provided by the Short Term Investment Pool are classified as investments, and loans provided by other sources are classified as mortgages receivable in the statements of net position.

**Inventories.** Inventories for the campuses, consisting primarily of supplies and merchandise for resale, are valued at cost, typically determined under the weighted average method, which is not in excess of estimated net realizable value. Inventories for the medical centers consist primarily of pharmaceuticals and medical supplies which are stated on a first-in, first-out basis at the lower of cost or market.

**DOE national laboratories.** The University operates and manages LBNL under a contract directly with the DOE. Specific assets and liabilities and all revenues and expenses associated with LBNL are included in the financial statements. Other assets, such as cash, property and equipment and other liabilities of LBNL are owned by the United States government rather than the University and, therefore, are not included in the statement of net position. The statement of cash flows excludes the cash flows associated with LBNL other than reimbursements, primarily related to pension and retiree health benefits, since all other cash transactions are recorded in bank accounts owned by the DOE.

The University is a member in three separate joint ventures that operate and manage two other DOE laboratories under contracts directly with the DOE. Lawrence Livermore National Security, LLC (LLNS) operates and manages Lawrence Livermore National Laboratory (LLNL). Triad National Security, LLC (Triad) commenced operating and managing Los Alamos National Laboratory (LANL) effective November 1, 2018. Prior to November 1, 2018, LANL was managed by Los Alamos National Security, LLC (LANS). The University's investments in Triad, LLNS and LANS are accounted for using the equity method. Accordingly, the University's statement of net position includes its equity interest in Triad, LANS and LLNS, adjusted for the equity in undistributed earnings or losses and the statement of revenues, expenses and changes in net position includes its equity in the current earnings or losses of Triad and LLNS.

The DOE is financially responsible for substantially all of the current and future costs incurred at any of the national laboratories, including pension and retiree health benefit costs. Accordingly, to the extent there is a liability on the University's statement of net position for pension or retiree health obligations related to these laboratories, the University records a receivable from the DOE.

**Capital assets, net.** Land, infrastructure, buildings and improvements, intangible assets, equipment, libraries, collections and special collections are recorded at cost at the date of acquisition, or estimated acquisition value at the date of donation in the case of gifts. Estimates of acquisition value involve assumptions and estimation methods that are uncertain and, therefore, the estimates could differ from actual value. Intangible assets include easements, land rights, trademarks, patents and other similar arrangements. Capital leases are recorded at the estimated present value of future minimum lease payments. Significant additions, replacements, major repairs and renovations to infrastructure and buildings are generally capitalized if the cost exceeds \$35,000 and if they have a useful life of more than one year. Minor renovations are charged to operations. Equipment with a cost in excess of \$5,000 and a useful life of more than one year is capitalized. Incremental costs, including salaries and employee benefits, directly related to the acquisition, development and installation of major software projects are included in the cost of the capital assets. All costs of land, library collections and special collections are capitalized.

Depreciation is calculated using the straight-line method over the estimated economic life of the asset. Equipment under capital leases is amortized over the estimated useful life of the equipment. Leasehold improvements are amortized using the straight-line method over the shorter of the life of the applicable lease or the economic life of the asset.

Estimated economic lives are generally as follows:

	YEARS
Infrastructure	25
Buildings and improvements	15-33
Equipment	2-20
Computer software	3-7
Intangible assets	2-indefinite
Library books and collections	15

Capital assets acquired through federal grants and contracts where the federal government retains a reversionary interest are also capitalized and depreciated.

Inexhaustible capital assets, such as land or special collections that are protected, preserved and held for public exhibition, education or research, including art, museum, scientific and rare book collections are not depreciated.

**Service concession arrangements.** The University has entered into service concession arrangements with third parties for parking, student housing and certain other faculty and student services. Under these arrangements, the University enters into ground leases with third parties at minimal or no cost, and gives the third party the right to construct, operate and maintain a facility, primarily for the benefit of students and faculty at competitive rates. Rate increases for use of the facilities are subject to certain constraints and ownership of the facilities reverts to the University upon expiration of the ground lease. The facilities are reported as capital assets by the University when placed in service, and a corresponding deferred inflow of resources is reported. The University has not provided guarantees on financing obtained by the third parties under these arrangements.

**Unearned revenue.** Unearned revenue primarily includes amounts received from grant and contract sponsors that have not been earned under the terms of the agreement and other revenue billed in advance of the event, such as student tuition and fees for housing and dining services.

**Federal refundable loans.** Certain loans to students are administered by the University with funding primarily supported by the federal government. The University's statement of net position includes both the notes receivable and the related federal refundable loan liability representing federal capital contributions owed upon termination of the program.

**Bond premium.** The bond premium received in the issuance of long-term debt is amortized as a reduction to interest expense over the term of the related long-term debt.

**Self-insurance programs.** The University is self-insured or insured through Fiat Lux for medical malpractice, workers' compensation, employee health care and general liability claims. These risks are subject to various claim and aggregate limits, with excess liability coverage provided by an independent insurer. Liabilities are recorded when it is probable a loss has occurred and the amount of the loss can be reasonably estimated. These losses include an estimate for claims that have been incurred, but not reported. The estimated liabilities are based upon an independent actuarial determination of the present value of the anticipated future payments. Settlements did not exceed self-insured or supplementally insured coverage for any program in the past three fiscal years.

**Obligations under life income agreements.** Obligations under life income agreements represent trusts with living income beneficiaries where the University has a residual interest. The investments associated with these agreements are recorded at fair value. The discounted present value of the income beneficiary interest is reported as a liability in the statement of net position. Gifts subject to such agreements administered by the University are recorded as deferred inflows of resources, net of the income beneficiary share, at the date of the gift. The residual interest is reported in deferred inflows of resources in the statement of net position. At the termination of the agreement, the University's residual interest is recorded as gift revenue in the statement of revenues, expenses and changes in net position.

**Pollution remediation obligations.** Upon an obligating event, the University estimates the components of any expected pollution remediation costs and recoveries from third parties. The costs, estimated using the expected cash flow technique, are accrued as a liability. Pollution remediation liabilities generally involve groundwater, soil and sediment contamination at certain sites where state and other regulatory agencies have indicated that the University is among the responsible parties. The liabilities are reviewed annually and may increase or decrease the cost of recovery from third parties, if any, as a result of additional information that refines the estimates, or from payments made from revenue sources that support the activity. There were no expected recoveries at June 30, 2021 and 2020 reducing the pollution remediation liability.

**Asset retirement obligations.** Upon an obligating event, the University records the costs of any expected tangible capital asset retirement obligations using the best estimate of the current value of outlays expected to be incurred. The liabilities are reviewed annually and may change as a result of additional information that refines the estimates. Actual asset retirement obligation costs may vary from these estimates as a result of changes in assumptions such as asset retirement dates, regulatory requirements, technology and costs of labor, materials and equipment. The estimated remaining useful lives of these assets range from 2 to 27 years.

**Deferred outflows of resources and deferred inflows of resources.** Deferred outflows of resources and deferred inflows of resources represent a consumption and acquisition of net position that apply to a future period, respectively. The University classifies gains on refunding of debt, increases in the fair value of the hedging derivatives, payments received or to be received from service concession arrangements and changes in irrevocable split-interest agreements as deferred inflows of resources. The University classifies losses on refunding of debt, decreases in the fair value of hedging derivatives and certain asset retirement obligations as deferred outflows of resources. Gains or losses on refunding of debt are amortized as a component of interest expense over the remaining life of the old debt, or the new debt, whichever is shorter. Asset retirement obligations are recognized over the remaining useful life of the related asset. Revenues from split interest agreements are recognized when the resources become available to spend.



Changes in the net pension and net retiree health liabilities not included in expense are reported as deferred outflows of resources or deferred inflows of resources. Employer contributions subsequent to the measurement date of the net pension and retiree health liabilities are reported as deferred outflows of resources.

**Net position.** Net position is required to be classified for accounting and reporting purposes into the following categories:

*Net investment in capital assets.* This category includes all of the University's capital assets, net of accumulated depreciation, reduced by outstanding debt attributable to the acquisition, construction or improvement of those assets.

*Restricted.* The University and campus foundations classify the net position resulting from transactions with purpose or time restrictions as restricted net position until the specific resources are used for the required purpose or for as long as the provider requires the resources to remain intact.

*Nonexpendable.* The net position subject to externally imposed restrictions, which must be retained in perpetuity by the University or campus foundations, is classified as nonexpendable net position. This includes the University and campus foundation permanent endowment funds.

Also included in nonexpendable net position are minority interests, which include the net position of legally separate organizations attributable to other participants.

*Expendable.* The net position whose use by the University or campus foundations is subject to externally imposed restrictions that can be fulfilled by actions of the University or campus foundations pursuant to those restrictions or that expire by the passage of time is classified as expendable net position.

*Unrestricted.* The net position that is not subject to externally imposed restrictions governing its use is classified as unrestricted net position. The University's unrestricted net position may be designated for specific purposes by management or The Regents. The campus foundations' unrestricted net position may be designated for specific purposes by their Boards of Trustees. Substantially all of the University's unrestricted net position is allocated for academic and research initiatives or programs, for capital programs or for other purposes.

Restricted or unrestricted resources are spent based upon a variety of factors, including funding restrictions, consideration of prior and future revenue sources, the type of expense incurred, the University's budgetary policies surrounding the various revenue sources or whether the expense is a recurring cost. Unrestricted net position is negative due primarily to liabilities for pension and retiree health benefits exceeding University assets available to pay such obligations.

**Revenues and expenses.** Operating revenues of the University include receipts from student tuition and fees, grants and contracts for specific operating activities and sales and services from medical centers, educational activities and auxiliary enterprises. Operating expenses incurred in conducting the programs and services of the University are presented in the statement of revenues, expenses and changes in net position as operating activities. The University's equity in current earnings or losses of Triad and LLNS is also an operating transaction.

Certain significant revenues relied upon and budgeted for fundamental operational support of the core instructional mission of the University are mandated by the GASB to be recorded as nonoperating revenues, including state educational appropriations, certain federal grants for student financial aid, private gifts and investment income, since the GASB does not consider them to be related to the principal operating activities of the University.

Campus foundations are established to financially support the University. Private gifts to campus foundations are recognized as operating revenues since, in contrast to the University, such contributions are fundamental to the core mission of the campus foundations. Foundation grants to the University are recognized as operating expenses by the foundations. Private gift or capital gift revenues associated with campus foundation grants to the University are recorded by the University as gifts when the foundations transfer the gifts to the University.

Nonoperating revenues and expenses include state educational appropriations, state financing appropriations, state hospital fee grants, direct government grants from the American Rescue Plan Act (ARPA), Coronavirus Aid, Relief, and Economic Security Act (CARES Act), Build America Bond federal interest subsidies, Federal Pell Grants, private gifts for other than capital purposes, investment income, net appreciation (or depreciation) in the fair value of investments, interest expense and the gain (loss) on the disposal of capital assets.

The University received grants under certain provisions of the ARPA and CARES Act, reported as nonoperating revenues, to minimize the impacts of lost revenues and increased expenses related to COVID-19. The campuses received grants under the Higher Education Emergency Relief Fund to provide emergency financial aid to students and to mitigate the impacts of lost revenue and additional technology expenses associated with moving to online education. The medical centers and the faculty practices received grants under



the CARES Act Provider Relief Fund for lost revenues and health care related expenses related to operational changes to prepare for treating patients with COVID-19.

State capital appropriations, capital gifts and grants and gifts for permanent endowment purposes are classified as other changes in net position.

**Student tuition and fees.** Substantially all student tuition and fees provide for the current operations of the University. A small portion of the student fees, reported as capital gifts and grants, is required for debt service associated with student union and recreational centers.

The University recognizes scholarship allowances as the difference between the stated charge for tuition and fees, housing and dining charges, recreational center and other fees, and the amount that is paid by the student and third parties on behalf of the student. Payments of financial aid made directly to students are classified as scholarship and fellowship expenses.

Scholarship allowances are netted against student tuition and fees in the statement of revenues, expenses and changes in net position for the years ended June 30 as follows:

<i>(in thousands of dollars)</i>	<b>2021</b>	<b>2020</b>
Student tuition and fees	\$1,376,836	\$1,281,997
Auxiliary enterprises	69,168	190,969
Other operating revenues	17,947	19,965
<b>Scholarship allowances</b>	<b>\$1,463,951</b>	<b>\$1,492,931</b>

**State appropriations.** The state of California provides appropriations to the University on an annual basis. State educational appropriations are recognized as nonoperating revenue; however, the related expenses for educational, retirement or other specific operating purposes are reported as operating expenses. State appropriations for capital projects are recorded as revenue under other changes in net position when the related expenditures are incurred. Special state appropriations for AIDS, tobacco and breast cancer research are reported as grant operating revenue.

**Grant and contract revenue.** The University receives grant and contract revenue from governmental and private sources. The University recognizes revenue associated with the direct costs of sponsored programs as the related expenditures are incurred. Recovery of facilities and administrative costs of federally sponsored programs is at cost reimbursement rates negotiated with the University's federal cognizant agency, the U.S. Department of Health and Human Services. For the year ended June 30, 2021, the facilities and administrative cost recovery totaled \$1.3 billion, which consisted of \$912.6 million from federally sponsored programs and \$391.9 million from other sponsors. For the year ended June 30, 2020, the facilities and administrative cost recovery totaled \$1.2 billion, which consisted of \$862.0 million from federally sponsored programs and \$375.0 million from other sponsors.

**Medical center revenue.** Medical center revenue is reported at the estimated net realizable amounts from patients and third-party payors, including Medicare, Medi-Cal and others, for services rendered, as well as estimated retroactive adjustments under reimbursement agreements with third-party payors. Laws and regulations governing Medicare and Medi-Cal are complex and subject to interpretation. Retroactive adjustments are accrued on an estimated basis in the period the related services are rendered and adjusted in future periods as final settlements are determined. It is reasonably possible that estimated amounts accrued could change significantly based upon settlements, or as additional information becomes available.

**Net pension liability.** The University records net pension liability equal to the net pension liability for its defined benefit plans. The net pension liability is measured as the total pension liability, less the amount of the pension plans' fiduciary net positions. The fiduciary net position and changes in net position of the defined benefit plans have been measured consistent with the accounting policies used by the plans. The total pension liability is determined based upon discounting projected benefit payments based on the benefit terms and legal agreements existing at the pension plan's fiscal year end. Projected benefit payments are discounted using a single rate that reflects the expected rate of return on investments, to the extent that plan assets are available to pay benefits, and a tax-exempt, high-quality municipal bond rate when plan assets are not available.

Pension expense is recognized for benefits earned during the period, interest on the unfunded liability and changes in benefit terms. The differences between expected and actual experience and changes in assumptions about future economic or demographic factors are reported as deferred inflows or outflows and are recognized over the average expected remaining service period for employees eligible for pension benefits. The differences between expected and actual returns are reported as deferred inflows or outflows and are recognized over five years.

Both current employees and retirees at LBNL participate in UCRP. The University makes contributions to UCRP for LBNL employees based upon rates authorized by The Regents and is reimbursed by the DOE. The University also makes contributions to UCRP for LANL and LLNL retirees and terminated vested members, whose benefits were retained in UCRP at the time the joint ventures were formed. The University records a receivable for the net pension liability that is expected to be collected from the DOE. The University deposits funds in UCRP when the DOE makes payments for these contributions. The contributions from the DOE and deposits into UCRP on behalf of the DOE are included as DOE laboratory revenue in the statement of revenues, expenses and changes in net position.

**Retiree health benefits and liability.** The University's net retiree health benefits liability is measured as the total retiree health benefits liability, less the amount of the University of California Retiree Health Benefit Trust's (UCRHBT's) fiduciary net position. The fiduciary net position and changes in net position of UCRHBT have been measured consistent with the accounting policies used by the trust. The total retiree health benefits liability is determined based upon discounting projected benefit payments based on the benefit terms and legal agreements existing at the health benefit trust's fiscal year end. Projected benefit payments are discounted using a single rate that reflects the expected rate of return on investments, to the extent that plan assets are available to pay benefits, and a tax-exempt, high-quality municipal bond rate when plan assets are not available.

Expense for retiree health benefits is recognized for benefits earned during the period, interest on the unfunded liability and changes in benefit terms. The differences between expected and actual experience and changes in assumptions about future economic or demographic factors are reported as deferred inflows or outflows and are recognized over the average expected remaining service period for employees eligible for retiree health benefits. The differences between expected and actual returns are reported as deferred inflows or outflows and are recognized over five years.

LBNL participates in the University's retiree health plans. The net retiree health benefits liability for LBNL is determined independently from the University's campuses and medical centers. Retiree health benefits expense for LBNL is included with the DOE laboratory expense in the statement of revenues, expenses and changes in net position. The contributions from the DOE are included as DOE laboratory revenue in the statement of revenues, expenses and changes in net position.

The University records a receivable from the DOE for the DOE's portion of the University's net retiree health benefits liability attributable to LBNL. The University does not have any retiree health benefits liability for LANL or LLNL retiree health benefit costs since LANL and LLNL current or former employees do not participate in the University's retiree health plans.

Campus and medical center contributions toward retiree health costs made to UCRHBT, the University's LBNL-related payments made directly to health care insurers and administrators and the corresponding reimbursements from the DOE, are shown as operating activities in the statement of cash flows. Cash flows resulting from retiree health contributions from retirees are shown as noncapital financing activities in the statement of cash flows.

**University of California Retiree Health Benefit Trust.** UCRHBT receives the University's contributions toward retiree health benefits from campuses, medical centers and University affiliates. The University receives retiree health contributions from University affiliates and campus and medical center retirees that are deducted from their UCRP benefit payments and then remitted to UCRHBT.

The University acts as a third-party administrator on behalf of UCRHBT and pays health care insurers and administrators amounts currently due under the University's retiree health benefit plans for retirees. UCRHBT reimburses the University for these amounts.

LBNL does not participate in UCRHBT; therefore, the DOE has no interest in its assets.

**Compensated absences.** The University accrues annual leave, including employer-related costs, for employees at rates based upon length of service and job classification and compensatory time based upon job classification and hours worked.

**Endowment spending.** Under provisions of California law, the Uniform Prudent Management of Institutional Funds Act allows for investment income, as well as a portion of realized and unrealized gains, to be expended for the operational requirements of University programs.

**Custodial external investment pool funds.** Custodial funds represent assets held in the University's investment pools on behalf of associated organizations that are not part of the University's financial reporting entity. As a result, these funds are reported as fiduciary activities in the University's financial statements.

**Tax exemption.** The University is recognized as a tax-exempt organization under Section 501(c)(3) of the Internal Revenue Code (IRC), except for tax on unrelated business income under IRC Section 511. The University is also exempt from federal income tax under IRC Section 115(a) as a state institution. In addition, the University is exempt from state income taxes imposed under the California Revenue and Taxation Code. UCRS plans are qualified under IRC Section 401(a) and the related trusts are tax-exempt under IRC Section 501(c)(3). The campus foundations are also qualified for tax exemption under IRC Section 501(c)(3). CHRCO and its component unit, the Children's Hospital and Research Center Foundation, are qualified for exemption under IRC Section 501(c)(3). Income received by UCRHBT is tax-exempt under IRC Section 115(a).

**Use of estimates.** The preparation of financial statements in conformity with accounting principles generally accepted in the United States of America requires management to make estimates and assumptions that affect the reported amounts of assets and liabilities and disclosure of contingent assets and liabilities at the date of the financial statements and the reported amounts of revenues and expenditures during the reporting period. Although management believes the estimates and assumptions are reasonable, they are based upon information available at the time the estimate or judgment is made and actual amounts could differ from those estimates.

**New accounting pronouncements.** In June 2017, the GASB issued Statement No. 87, *Leases*, effective for the University's fiscal year beginning July 1, 2021. This Statement establishes a single approach to accounting for and reporting leases based on the principle that leases are financings of the right to use an underlying asset. Under this Statement, a lessee is required to recognize a lease liability and an intangible right-to-use lease asset, and a lessor is required to recognize a lease receivable and a deferred inflow of resources. Limited exceptions to the single-approach guidance are provided for short-term leases, defined as lasting a maximum of twelve months at inception, including any options to extend, financed purchases, leases of assets that are investments and certain regulated leases. The University is evaluating the effect Statement No. 87 will have on its financial statements.

In May 2019, the GASB issued Statement No. 91, *Conduit Debt Obligations*, effective for the University's fiscal year beginning July 1, 2022. The Statement defines a conduit debt obligation and clarifies the accounting and financial reporting for conduit debt obligations with additional or voluntary commitments by issuers. The University is evaluating the effect that Statement No. 91 will have on its financial statements.

In January 2020, the GASB issued Statement No. 92, *Omnibus 2020*, effective for the University's fiscal year beginning July 1, 2021. The Statement enhances comparability in accounting and financial reporting and improves the consistency of authoritative literature by addressing practice issues that have been identified during implementation and application of certain GASB Statements. The University is evaluating the effect that Statement No. 92 will have on its financial statements.

In March 2020, the GASB issued Statement No. 94, *Public-Private and Public-Public Partnerships and Availability Payment Arrangements*, effective for the University's fiscal year beginning July 1, 2022. The Statement provides guidance for financial reporting for public-private and public-public partnership arrangements and availability payment arrangements. The University is evaluating the effect that Statement No. 94 will have on its financial statements.

In May 2020, the GASB issued Statement No. 96, *Subscription-Based Information Technology Arrangements*, effective for the University's fiscal year beginning July 1, 2023. The Statement requires for these arrangements to be recorded as a right-to-use intangible asset and a corresponding subscription liability. The University is evaluating the effect that Statement No. 96 will have on its financial statements.

## 1. CASH AND CASH EQUIVALENTS

The University maintains centralized management for substantially all of its cash and cash equivalents. Cash in demand deposit accounts is minimized by sweeping available cash balances into investment accounts on a daily basis.

Under University policy, deposits are only held at financial institutions that maintain an issuer rating on long-term debt of A3 or higher by Moody's, A- or higher by Standard & Poor's or an Asset Peer Group rating of 65 or higher as defined by Sheshunoff Bank Rating Reports. At June 30, 2021 and 2020, the carrying amount of the University's demand deposits, generally held in five nationally recognized banking institutions, was \$678.1 million and \$355.7 million, respectively, compared to bank balances of \$441.7 million and \$280.7 million, respectively. Deposits in transit and cash awaiting investment are the primary differences. The University's deposits are uninsured and uncollateralized except for bank balances insured by the Federal Deposit Insurance Corporation (FDIC) up to applicable statutory limits.

The University does not have significant exposure to foreign currency risk in demand deposit accounts. Accounts held in foreign countries maintain minimum operating balances with the intent to reduce potential foreign exchange risk while providing an adequate level of liquidity to meet the obligations of the academic programs established abroad. The equivalent U.S. dollar balances required to support research groups and education abroad programs in foreign countries was \$2.0 million at June 30, 2021 and \$0.4 million at June 30, 2020.

The carrying amount of the campus foundations' cash and cash equivalents at June 30, 2021 and 2020 was \$336.7 million and \$357.8 million, respectively, compared to bank balances of \$69.9 million and \$132.5 million, respectively. Deposits in transit and cash awaiting investment are the primary differences. Included in cash and cash equivalents are deposits in the University's Short Term Investment Pool of \$265.6 million at June 30, 2021 and \$224.9 million at June 30, 2020, with the remaining uncollateralized bank balances insured by the Federal Deposit Insurance Corporation (FDIC) up to applicable statutory limits. Uncollateralized bank balances include \$14.8 million and \$14.2 million in excess of the FDIC limits at June 30, 2021 and 2020, respectively. The campus foundations do not have exposure to foreign currency risk in their cash and cash equivalents. Included in the campus foundations' cash and cash equivalents is \$18.9 million and \$38.9 million, as of June 30, 2021 and 2020, respectively, held by the respective campuses in STIP.

## 2. INVESTMENTS

The Regents, as the governing Board, is responsible for the oversight of the University's, UCRS' and UCRHBT's investments and establishes an investment policy, which is carried out by the Chief Investment Officer. These investments are associated with the Short Term Investment Pool (STIP), Total Return Investment Pool (TRIP), Blue and Gold Pool (BGP), General Endowment Pool (GEP), UCRS, UCRHBT and other investment pools managed by the Chief Investment Officer, or are separately invested. Pursuant to The Regents' policies on campus foundations, the Board of Trustees for each campus foundation may determine that all or a portion of their investments will be managed by the Chief Investment Officer. Asset and Risk Allocation Policy guidelines are provided to the campus foundations by the Investments Committee of The Regents.

STIP allows participants to maximize the returns on their short-term cash balances by taking advantage of the economies of scale of investing in a large pool with a broad range of maturities and is managed to maximize current earned income. Cash to provide for payroll, construction expenditures and other operating expenses for campuses and medical centers is invested in STIP. The available cash in UCRS or endowment investment pools awaiting investment, or cash for administrative expenses, is also invested in STIP.

Investments authorized by The Regents for STIP include fixed-income securities with a maximum maturity of five and one-half years. In addition, for STIP, The Regents has also authorized loans, primarily to faculty members residing in California, under the University's Mortgage Origination Program with terms of up to 40 years.

TRIP allows participants the opportunity to maximize the return on their intermediate-term working capital by taking advantage of the economies of scale of investing in a large pool across a broad range of asset classes. TRIP is managed to a total return objective and is intended to supplement STIP. Investments authorized by The Regents for TRIP include a diversified portfolio of equity, fixed-income and alternative investments.

BGP is an investment pool established by The Regents and is available to the University and its related entities. The objective of BGP is to provide a low-cost, liquid, diversified investment vehicle to invest long-term excess reserves to earn a higher return than would otherwise be expected from STIP and TRIP. To achieve liquidity, transparency and minimal expense, a passive investment strategy in equities and bonds is used.

GEP is an investment pool in which a large number of individual endowments participate in order to benefit from diversification and economies of scale. GEP is a balanced portfolio and the primary investment vehicle for endowed gift funds. Where donor agreements place constraints on allowable investments, assets associated with endowments are invested in accordance with the terms of the agreements.

Other investment pools primarily facilitate annuity and life income arrangements. Separate investments are those that cannot be pooled due to investment restrictions or income requirements.

Investments authorized by The Regents for BGP, GEP, UCRS, other investment pools and separate investments include equity securities, fixed-income securities and certain other asset classes. The equity portion of the investment portfolios include both domestic and foreign common and preferred stocks which may be included in actively or passively managed strategies, along with exposure to private equities. The University's investment portfolios may include foreign currency-denominated equity securities. The fixed-income portion of the investment portfolios may include both domestic and foreign securities, along with certain securitized investments, including mortgage-backed and asset-backed securities. Fixed-income investment guidelines permit the use of futures and options on fixed-income instruments in the ongoing management of the portfolios. Real estate investments are authorized for all pools except for STIP. Absolute return strategies, which may incorporate short sales, plus derivative positions to implement or hedge an investment position, are also authorized for all pools except for STIP.

Derivative instruments, including futures, forward contracts, options and swap contracts are authorized for portfolio rebalancing in accordance with The Regents' asset allocation policy and as substitutes for physical securities. Derivatives are not used for speculative purposes.

The Regents has also authorized certain employee account balances in defined contribution plans included as part of UCRS' investments to be invested in mutual funds. The participants' interests in mutual funds are not managed by the Chief Investment Officer and totaled \$2.4 billion and \$1.8 billion at June 30, 2021 and 2020, respectively.

Investments authorized by The Regents for the UCRHBT are restricted to a portfolio of high-quality money market instruments in a commingled fund that is managed externally. The average credit quality of the portfolio is A-1/P-1 with an average maturity of 45 days and 31 days at June 30, 2021 and 2020, respectively. The fair values of UCRHBT's investment in this portfolio were \$148.5 million and \$141.9 million at June 30, 2021 and 2020, respectively. These are measured at net asset value as of June 30, 2021 and 2020, respectively.

The composition of investments, by investment type at June 30 is as follows:

<i>(in thousands of dollars)</i>	UNIVERSITY OF CALIFORNIA		UNIVERSITY OF CALIFORNIA CAMPUS FOUNDATIONS		UNIVERSITY OF CALIFORNIA RETIREMENT SYSTEM	
	2021	2020	2021	2020	2021	2020
<i>Equity securities:</i>						
Domestic	\$8,326,080	\$6,567,109	\$237,917	\$143,125	\$39,074,998	\$30,036,053
Foreign	4,459,454	2,012,627	10,375	28,232	21,595,491	15,129,752
<b>Equity securities</b>	<b>12,785,534</b>	<b>8,579,736</b>	<b>248,292</b>	<b>171,357</b>	<b>60,670,489</b>	<b>45,165,805</b>
<i>Fixed- or variable-income securities:</i>						
<i>U.S. government-guaranteed:</i>						
U.S. Treasury bills, notes and bonds	6,644,497	2,621,135	279,428	405,913	7,377,790	5,396,751
U.S. Treasury strips	561,820	111,658	271	299	483,855	1,605,836
U.S. TIPS					1,398,240	1,498,492
U.S. government-backed securities			15,601	4,706		
U.S. government-backed mortgage-backed securities			7,973	9,060	660,184	203,078
<b>U.S. government-guaranteed</b>	<b>7,206,317</b>	<b>2,732,793</b>	<b>303,273</b>	<b>419,978</b>	<b>9,920,069</b>	<b>8,704,157</b>
<i>Other U.S. dollar-denominated:</i>						
Corporate bonds	1,788,760	1,954,398	204,319	133,181	5,903,746	4,245,142
Commercial paper	4,501,922	926,842	13,845	680		63,625
U.S. agencies		300	998		3,805	575,819
U.S. agencies - asset-backed securities	3,529,540	4,342,320	112,286	18,265	6,095,139	5,110,536
Corporate - asset-backed securities		80,600	32,361	26,631	50,445	330,170
Supranational/foreign	755,934	1,009,210	11,112	1,405	4,217,152	2,801,600
Other	3,391		22,933	1,992	21,077	33,092
<b>Other U.S. dollar-denominated</b>	<b>10,579,547</b>	<b>8,313,670</b>	<b>397,854</b>	<b>182,154</b>	<b>16,291,364</b>	<b>13,159,984</b>
<i>Foreign currency-denominated:</i>						
Corporate						599
Government/sovereign			997	933		
<b>Foreign currency-denominated</b>			<b>997</b>	<b>993</b>		<b>599</b>
<i>Commingled funds:</i>						
Absolute return funds	2,454,638	3,152,870	3,577,253	2,819,938	4,695,036	4,492,152
Non-U.S. equity funds	2,745,222	1,866,199	1,126,672	880,677	8,042,236	6,186,670
Private equity	4,547,608	2,760,306	2,153,219	1,219,737	7,337,326	5,050,083
Private credit	350,807				741,901	
Money market funds	1,592,914	4,953,880	1,079,924	1,065,056	3,932,056	4,268,874
U.S. equity funds	2,858	2,829	1,843,588	1,339,334	2,974,267	1,893,101
Real estate investment trusts	179,056	127,751	203,097	162,961	2,714,303	2,135,084
Real assets	605,065	779,067	108,715	90,905	3,235,720	2,350,466
U.S. bond funds	10,349	5,483	159,494	93,539	121,562	
Non-U.S. bond funds		131	24,999	22,527	14	14
Balanced funds	337,111	245,192	2,809,317	1,923,696		
<b>Commingled funds</b>	<b>12,825,628</b>	<b>13,893,708</b>	<b>13,086,278</b>	<b>9,618,370</b>	<b>33,794,421</b>	<b>26,376,444</b>
Investment derivatives	440	(2,986)	8,474	13,331	5,092	582
Publicly traded real estate investment trusts	330,113	233,341			2,205,065	1,729,028
Mortgage loans	768,948	900,480				
Real estate	747,135	835,644	189,855	159,637	1,689,993	2,141,683
Other investments	10,263	10,316	391,776	202,721		
Campus foundations' investments with the University	(3,843,090)	(2,984,184)				
UCRS investment in the STIP	(2,441,046)	(1,848,727)				
Custodial investment funds	(521,389)	(424,636)	(716,599)	(544,168)		
<b>Total investments</b>	<b>38,448,400</b>	<b>30,239,155</b>	<b>13,910,200</b>	<b>10,224,313</b>	<b>\$124,576,493</b>	<b>\$97,278,282</b>
Less: Current portion	(9,873,974)	(8,392,586)	(886,902)	(779,681)		
<b>Noncurrent portion</b>	<b>\$28,574,426</b>	<b>\$21,846,569</b>	<b>\$13,023,298</b>	<b>\$9,444,632</b>		

## Investment Risk Factors

There are many factors that can affect the value of investments. Some, such as custodial credit risk, concentration of credit risk and foreign currency risk, may affect both equity and fixed-income securities. Equity securities respond to such factors as economic conditions, individual company earnings performance and market liquidity, while fixed-income securities are particularly sensitive to credit risks and changes in interest rates. Alternative investment strategies and their underlying assets and rights are subject to an array of economic and market vagaries that can limit or erode value.

### **Credit Risk**

Fixed-income securities are subject to credit risk, which is the chance that a bond issuer will fail to pay interest or principal in a timely manner, or the possibility that negative perceptions of the issuer's ability to make these payments will cause security prices to decline. These circumstances may arise due to a variety of factors such as financial weakness, bankruptcy, litigation and/or adverse political developments.

A bond's credit quality is an assessment of the issuer's ability to pay interest on the bond and, ultimately, to pay the principal. Credit quality is evaluated by one of the independent bond rating agencies, for example Moody's Investors Service (Moody's) or Standard and Poor's (S&P). The lower the rating, the greater the chance, in the rating agency's opinion, that the bond issuer will default, or fail to meet its payment obligations. Generally, the lower a bond's credit rating, the higher its yield should be to compensate for the additional risk.

Certain fixed-income securities, primarily obligations of the U.S. government or those explicitly guaranteed by the U.S. government, are considered to have minimal credit risk. Asset-backed securities are debt obligations that represent claims to the cash flows from pools of commercial, mortgage, credit card or student loans. Mortgage-backed securities issued by Ginnie Mae are backed by the full faith and credit of the U.S. government.

The investment guidelines for STIP recognize that a limited amount of credit risk, properly managed and monitored, is prudent and provides incremental risk-adjusted return over its benchmark. The combined benchmark for STIP is a 50/50 weighted average of the yield on a constant maturity one-year U.S. Treasury Note and U.S. 30-day Treasury Bills.

The University recognizes that credit risk is appropriate in balanced investment pools such as TRIP, BGP, UCRS and GEP by virtue of the benchmarks chosen for the fixed-income portion of those pools.

The core fixed-income benchmark for UCRSP is the Barclays Capital U.S. Aggregate Bond Index, comprised of 26.5 percent corporate bonds and 34.2 percent mortgage/asset-backed bonds, all of which carry some degree of credit risk. The remaining 39.3 percent is government issued bonds. The core fixed-income benchmark for TRIP, BGP, UCRP and GEP is the Barclays 1-5 Year US Government/Credit Index, comprised of 26.3 percent corporate bonds and 7.0 percent non-corporate bonds, all of which carry some degree of credit risk. The remaining 66.7 percent is government issued bonds.

Credit risk is managed primarily by diversifying across issuers. The University monitors and reviews their exposures on an ongoing basis and will maintain a high-quality portfolio within the investment guidelines set forth by the Office of the Chief Investment Officer.



The credit risk profile for fixed- or variable-income securities at June 30 is as follows:

(in thousands of dollars)	UNIVERSITY OF CALIFORNIA		UNIVERSITY OF CALIFORNIA CAMPUS FOUNDATIONS		UNIVERSITY OF CALIFORNIA RETIREMENT SYSTEM	
	2021	2020	2021	2020	2021	2020
<b>Fixed- or variable-income securities:</b>						
U.S. government-guaranteed	\$7,206,317	\$2,732,793	\$303,273	\$419,978	\$9,920,069	\$8,704,157
Other U.S. dollar-denominated:						
AAA	360,316	279,125	153,968	15,635	2,213,566	1,378,653
AA	229,745	474,082	9,396	25,745	2,933,174	1,767,974
A	835,429	1,069,385	20,682	12,955	2,354,594	1,388,220
BBB	1,155,273	1,106,252	23,100	19,495	3,492,354	2,334,456
BB	6,160	124,414		46,125	1,228,336	1,285,986
B		7,190		38,132	1,048,464	983,595
CCC or below			12,818	4,346	361,782	300,817
A1/P1/F1			27,404	4,488		
Not rated	7,992,624	5,253,222	13,929	15,233	2,659,094	3,720,283
Foreign currency-denominated:						
BBB			997	933		
B						599
<b>Commingled funds:</b>						
U.S. bond funds: not rated	10,349	5,483	159,494	93,539	121,562	
Non-U.S. bond funds: not rated		131	24,999	22,527	14	14
Money market funds: not rated	1,592,914	4,953,880	1,079,924	1,065,056	3,932,056	4,268,874
<b>Other investments:</b>						
Mortgage loans: not rated	768,948	900,480				

### **Custodial Credit Risk**

Custodial credit risk is the risk that in the event of the failure of the custodian, the investments may not be returned.

Substantially all of the University's, campus foundations' and UCRS' securities are registered in the University's name by the custodial bank as an agent for the University. Other types of investments such as private investments, real estate, commingled funds and derivatives, represent ownership interests that do not exist in physical or book-entry form. As a result, custodial credit risk for such investments is remote.

### **Concentration of Credit Risk**

Concentration of credit risk is the risk associated with a lack of diversification, such as having substantial investments in a few individual issuers, thereby exposing the organization to greater risks resulting from adverse economic, political, regulatory, geographic or credit developments.

The U.S. and non-U.S. equity portions of the University and UCRS portfolios may be managed either passively or actively. For the portions managed passively, the concentration of individual securities is similar to their concentration in the benchmark. While some securities have a larger representation in the benchmark than others, the University considers passive management results in an absence of concentration of credit risk. For the portions managed actively, asset class guidelines do not specifically address concentration risk, but do state that the equity asset class, in the aggregate, will be appropriately diversified to control overall risk and will exhibit portfolio characteristics similar to the asset class benchmark (including concentration of credit risk). Concentration risk for individual portfolios is monitored relative to their individual benchmarks and agreed-upon risk parameters in their guidelines.

Each campus foundation may have its own individual investment policy designed to limit exposure to a concentration of credit risk. Securities issued or explicitly guaranteed by the U.S. government, mutual funds, external investment pools, other investment pools or investments that are invested by the University for the campus foundations are not subject to concentration of credit risk. Most of the campus foundations that hold other types of investments have policies to limit the exposure to an individual issuer.

At June 30, 2021 and 2020, no single issuer comprised more than five percent or more of investments held by the University, campus foundations and UCRS.



## Interest Rate Risk

Interest rate risk is the risk that the value of fixed-income securities will decline because of changing interest rates. The prices of fixed-income securities with a longer time to maturity, measured by effective duration, tend to be more sensitive to changes in interest rates and, therefore, more volatile than those with shorter durations. Effective duration is the approximate change in price of a security resulting from a 100-basis-point (1-percentage-point) change in the level of interest rates. It is not a measure of time.

Interest rate risk for STIP is managed by constraining the maturity of all individual securities to be less than or equal to 12 months. There is no restriction on weighted average maturity of the portfolio as it is managed relative to the liquidity demands of the investors. The nature and maturity of individual securities in STIP allow for the use of weighted average maturity as an effective risk management tool, rather than the more complex measure, effective duration.

The portfolio guidelines constrain the potential price movement due to interest rate changes of the portfolio being similar to that of the benchmark. There are similar restrictions for the high-yield and emerging market debt portfolios relative to their benchmarks.

The effective durations for fixed- or variable-income securities at June 30 are as follows:

	UNIVERSITY OF CALIFORNIA		UNIVERSITY OF CALIFORNIA CAMPUS FOUNDATIONS		UNIVERSITY OF CALIFORNIA RETIREMENT SYSTEM	
	2021	2020	2021	2020	2021	2020
<b>Fixed- or variable-income securities:</b>						
<i>U.S. government-guaranteed:</i>						
U.S. Treasury bills, notes and bonds	1.8	1.5	2.3	2.4	4.9	6.5
U.S. Treasury strips	4.3	5.9	13.9	14.6	3.4	7.6
U.S. TIPS					5.7	6.0
U.S. government-backed securities			4.2			
U.S. government-backed mortgage-backed securities			1.1	1.4	4.1	0.5
<i>Other U.S. dollar-denominated:</i>						
Corporate bonds	2.8	1.9	1.3	1.7	4.0	6.6
Commercial paper			0.2			
U.S. agencies			1.7		18.0	6.3
U.S. agencies - asset-backed securities	0.1		3.2	1.4	3.0	1.3
Corporate - asset-backed securities			1.0	1.1	4.5	1.4
Supranational/foreign	2.8	1.6	0.4	0.5	5.6	7.2
Certificates of deposit/time deposits			0.3	0.2		
Other	3.2		0.5	3.8	10.2	16.1
<i>Foreign currency-denominated:</i>						
Corporate						1.8
Government/sovereign			2.4	3.1		
<b>Commingled funds:</b>						
U.S. bond funds	6.8	6.1	4.4	5.5	6.6	
Non-U.S. bond funds			5.2	8.1	8.5	8.3
Money market funds*			0.1	0.4		0.4

\*Foundation and UCRS investment in STIP

The University considers the effective durations for commercial paper, mortgage loans, insurance contracts and money market funds to be zero. The terms of the mortgage loans include variable interest rates. Insurance contracts can be liquidated without loss of principal, and money market funds consist of underlying securities that are of a short-term, liquid nature.

Investments also include various mortgage-backed securities, collateralized mortgage obligations, structured notes, variable-rate securities and callable bonds that may be considered to be highly sensitive to changes in interest rates due to the existence of prepayment or conversion features. The effective durations of these securities, however, may be low.

At June 30, the fair values of such investments are as follows:

	UNIVERSITY OF CALIFORNIA		UNIVERSITY OF CALIFORNIA CAMPUS FOUNDATIONS		UNIVERSITY OF CALIFORNIA RETIREMENT SYSTEM	
<i>(in thousands of dollars)</i>	2021	2020	2021	2020	2021	2020
Mortgage-backed securities	\$3,249,589	\$4,256,222	\$21,454	\$15,021	\$6,123,771	\$4,751,920
Collateralized mortgage obligations			98,789	10,673	70,108	246,393
Other asset-backed securities	279,094	166,699	20,294	20,196	612,642	645,472
Structured notes	316,259				2,171,549	575
Variable-rate securities	2,640,841	62,206			1,293,825	659,954
Callable bonds	1,449,150	1,157,608			9,146,369	6,650,803
Convertible bonds					3,304	
<b>Total</b>	<b>\$7,934,933</b>	<b>\$5,642,735</b>	<b>\$140,537</b>	<b>\$45,890</b>	<b>\$19,421,568</b>	<b>\$12,955,117</b>

**Mortgage-Backed Securities.** These securities are issued primarily by Fannie Mae, Ginnie Mae and Freddie Mac, and various commercial entities and include short embedded prepayment options. Unanticipated prepayments by the obligees of the underlying asset reduce the total expected rate of return.

**Collateralized Mortgage Obligations.** Collateralized mortgage obligations (CMOs) generate a return based upon either the payment of interest or principal on mortgages in an underlying pool. The relationship between interest rates and prepayments makes the fair value highly sensitive to changes in interest rates. In falling interest rate environments, the underlying mortgages are subject to a higher propensity of prepayments. In rising interest rate environments, the opposite is true.

**Other Asset-Backed Securities.** Other asset-backed securities also generate a return based upon either the payment of interest or principal on obligations in an underlying pool, generally associated with auto loans or credit cards. As with CMOs, the relationship between interest rates and prepayments makes the fair value highly sensitive to changes in interest rates.

**Variable-Rate Securities.** These securities are investments with terms that provide for the adjustment of their interest rates on set dates and are expected to have fair values that will be relatively unaffected by interest rate changes. Variable-rate securities may have limits on how high or low the interest rate may change. These constraints may affect the market value of the security.

**Callable Bonds.** Although bonds are issued with clearly defined maturities, an issuer may be able to redeem, or call, a bond earlier than its maturity date. The University must then replace the called bond with a bond that may have a lower yield than the original. The call feature causes the fair value to be highly sensitive to changes in interest rates.

At June 30, the effective durations for these securities are as follows:

	UNIVERSITY OF CALIFORNIA		UNIVERSITY OF CALIFORNIA CAMPUS FOUNDATIONS		UNIVERSITY OF CALIFORNIA RETIREMENT SYSTEM	
<i>(in years)</i>	2021	2020	2021	2020	2021	2020
Mortgage-backed securities			3.5	1.3	3.3	1.2
Collateralized mortgage obligations		1.2	2.3	1.6	5.3	2.9
Other asset-backed securities	0.2	0.5	0.9	1.4	1.5	1.5
Structured notes	2.8				4.9	(1.6)
Variable-rate securities	0.3	2.9			3.8	2.7
Callable bonds	2.9	2.5			3.6	5.1
Convertible bonds					2.6	

### Foreign Currency Risk

The University's strategic asset allocation policy for TRIP, UCRS and GEP includes allocations to non-U.S. equities and non-dollar-denominated bonds. The benchmarks for these investments are not hedged; therefore, foreign currency risk is part of the investment strategy. Portfolio guidelines for U.S. investment-grade fixed-income securities also allow exposure to non-U.S. dollar-denominated bonds up to 10 percent of the total portfolio market value. Exposure to foreign currency risk from these securities is permitted, and it may be fully or partially hedged using forward foreign currency exchange contracts. Under the University's investment policies, such instruments are not permitted for speculative use or to create leverage. Similar limits on foreign exchange exposure apply to the high-yield debt and emerging market debt portfolios.

At June 30, the foreign currency risk expressed in U.S. dollars, organized by currency denomination and investment type, is as follows:

	UNIVERSITY OF CALIFORNIA		UNIVERSITY OF CALIFORNIA CAMPUS FOUNDATIONS		UNIVERSITY OF CALIFORNIA RETIREMENT SYSTEM	
<i>(in thousands of dollars)</i>	2021	2020	2021	2020	2021	2020
<i>Equity securities:</i>						
Euro	\$1,131,002	\$608,535			\$5,172,768	\$3,683,994
British Pound	401,081	160,498			2,129,972	1,456,420
Japanese Yen	623,022	308,534		\$17,798	3,149,694	2,595,740
Canadian Dollar	266,181	109,393			1,377,797	934,660
Swiss Franc	325,785	166,729			1,480,250	1,165,858
Australian Dollar	166,406	69,544			866,137	607,305
Hong Kong Dollar	420,227	151,980			2,018,078	1,285,705
Swedish Krona	140,529	66,904			613,086	400,290
Singapore Dollar	25,752	10,816			119,842	92,509
Danish Krone	62,832	29,714			338,586	233,620
Norwegian Krone	19,328	7,736			152,645	96,579
South Korean Won	179,124	58,178			1,002,562	599,329
Brazilian Real	54,818	23,657			252,008	177,142
Indian Rupee	154,128	74,376	\$9,411	5,225	701,378	403,587
Taiwan New Dollar	195,728	66,778			878,820	516,332
South African Rand	46,791	17,675			204,970	145,227
Thai Baht	24,103	14,608			113,160	122,137
Mexican Peso	20,731	8,050			97,777	64,598
Chinese Yuan Renminbi	53,939	16,482			265,711	149,798
Other	147,947	42,440	964	5,209	660,250	398,922
<b>Subtotal</b>	<b>4,459,454</b>	<b>2,012,627</b>	<b>10,375</b>	<b>28,232</b>	<b>21,595,491</b>	<b>15,129,752</b>
<i>Fixed-income securities:</i>						
Mexican Peso			997	933		
Euro						599
<b>Subtotal</b>			<b>997</b>	<b>933</b>		<b>599</b>
<i>Commingled funds (various currency denominations):</i>						
Absolute return funds			1,218,401	1,052,032		
Non-U.S. equity funds	2,745,222	1,866,199	1,126,672	880,676	8,042,236	6,186,670
Private equity	128,740	40,855	389,561	209,109	434,925	207,238
Real estate investment trusts			11,890	10,387		
Real assets	37,336	38,036	98,738	79,741	211,571	163,561
Non-U.S. bond funds		131	24,999	22,527	14	14
Balanced funds			200,883	109,572		
<b>Subtotal</b>	<b>2,911,298</b>	<b>1,945,221</b>	<b>3,071,144</b>	<b>2,364,044</b>	<b>8,688,746</b>	<b>6,557,483</b>
<i>Investment derivatives:</i>						
Australian Dollar	2	3			(28)	82
Canadian Dollar	80	48			300	279
British Pound		3			(137)	147
Japanese Yen	(1)	(8)	(82)	158	(225)	(440)
Hong Kong Dollar					(53)	(16)
Euro	51	106	(122)	205	(92)	1,348
Other	46	4	(272)	216	102	99
<b>Subtotal</b>	<b>178</b>	<b>156</b>	<b>(476)</b>	<b>579</b>	<b>(133)</b>	<b>1,499</b>
<i>Publicly traded real estate investment trusts:</i>						
Australian Dollar	14,669	5,549			69,820	46,952
Euro	8,937	3,817			45,609	33,427
British Pound	11,099	3,945			52,757	36,741
Japanese Yen	22,573	8,590			95,822	72,915
South African Rand	1,292	542			5,798	3,139
Singapore Dollar	6,795	3,592			33,411	29,415
Canadian Dollar	4,797	833			17,892	11,513
Mexican Peso	947	544			4,564	2,721
Other	4,775	2,311			23,436	18,050
<b>Subtotal</b>	<b>75,884</b>	<b>29,723</b>			<b>349,109</b>	<b>254,873</b>
<b>Total exposure to foreign currency risk</b>	<b>\$7,446,814</b>	<b>\$3,987,727</b>	<b>\$3,082,040</b>	<b>\$2,393,788</b>	<b>\$30,633,213</b>	<b>\$21,944,206</b>

## The University's Investment Pools

The composition of the University's investments at June 30, 2021, by investment pool, is as follows:

(in thousands of dollars)	UNIVERSITY OF CALIFORNIA					
	STIP	TRIP	BGP	GEP	OTHER	TOTAL
<i>Equity securities:</i>						
Domestic		\$3,766,475	\$332,314	\$4,084,904	\$142,387	\$8,326,080
Foreign		2,539,438	223,117	1,687,302	9,597	4,459,454
<i>Fixed- or variable-income securities:</i>						
U.S. government-guaranteed	\$1,850,553	4,262,861	87,797	982,447	22,659	7,206,317
Other U.S. dollar-denominated	8,024,228	2,077,008	50,647	420,923	6,741	10,579,547
Commingled funds	1,293,562	171,999	4,561	10,850,067	505,439	12,825,628
Investment derivatives		67	(4)	362	15	440
Publicly traded real estate investment trusts		179,999	15,827	132,391	1,896	330,113
Mortgage loans	768,948					768,948
Real estate				708,477	38,658	747,135
Other investments					10,263	10,263
<b>Subtotal</b>	<b>11,937,291</b>	<b>12,997,847</b>	<b>714,259</b>	<b>18,866,873</b>	<b>737,655</b>	<b>45,253,925</b>
Campus foundations' investments with the University	(1,273,737)			(2,407,565)	(161,788)	(3,843,090)
UCRS investment in the STIP	(2,441,046)					(2,441,046)
Custodial investment funds		(1,067)		(520,322)		(521,389)
<b>Total investments</b>	<b>\$8,222,508</b>	<b>\$12,996,780</b>	<b>\$714,259</b>	<b>\$15,938,986</b>	<b>\$575,867</b>	<b>\$38,448,400</b>

The composition of the University's investments at June 30, 2020, by investment pool, is as follows:

(in thousands of dollars)	UNIVERSITY OF CALIFORNIA				
	STIP	TRIP	GEP	OTHER	TOTAL
<i>Equity securities:</i>					
Domestic		\$3,565,546	\$2,857,359	\$144,204	\$6,567,109
Foreign		895,156	1,070,551	46,920	2,012,627
<i>Fixed- or variable-income securities:</i>					
U.S. government-guaranteed	\$1,418,559	1,086,563	215,789	11,882	2,732,793
Other U.S. dollar-denominated	7,025,841	1,192,257	80,600	14,972	8,313,670
Commingled funds	3,448,653	247,272	8,645,664	1,552,119	13,893,708
Investment derivatives		616	(3,566)	(36)	(2,986)
Publicly traded real estate investment trusts		133,424	95,541	4,376	233,341
Mortgage loans	900,480				900,480
Real estate			773,818	61,826	835,644
Other investments				10,316	10,316
<b>Subtotal</b>	<b>12,793,533</b>	<b>7,120,834</b>	<b>13,735,756</b>	<b>1,846,579</b>	<b>35,496,702</b>
Campus foundations' investments with the University	(1,165,134)		(1,581,183)	(237,867)	(2,984,184)
UCRS investment in the STIP	(1,848,727)				(1,848,727)
Custodial investment funds	(150,735)	(1,366)	(267,186)	(5,349)	(424,636)
<b>Total investments</b>	<b>\$9,628,937</b>	<b>\$7,119,468</b>	<b>\$11,887,387</b>	<b>\$1,603,363</b>	<b>\$30,239,155</b>

The total investment returns based upon unit values, representing the combined income plus net appreciation or depreciation in the fair value of investments, for the year ended June 30, 2021 were 21.2 percent for TRIP, 5.8 percent since April 1, 2021 for BGP, 33.7 percent for GEP and 30.5 percent for UCRP. The total investment returns based upon unit values, representing the combined income plus net appreciation or depreciation in the fair value of investments, for the year ended June 30, 2020, were 1.7 percent for TRIP, negative 5.0 percent until April 30, 2020 for BGP, 5.0 percent for GEP and 1.7 percent for UCRP. The investment return for STIP distributed to participants, representing combined income and realized gains or losses, during the same periods, was 0.8 percent and 2.1 percent, respectively. Other investments consist of numerous, small portfolios of investment or individual securities, each with its own individual rate of return.

## Related Party Relationships with the University

UCRS and campus foundations may invest available cash in STIP. Shares are purchased or redeemed in STIP at a constant value of \$1 per share. Actual income earned, including any realized gains or losses on the sale of STIP investments, is allocated to UCRS and campus foundations based upon the number of shares held. Unrealized gains and losses associated with the fluctuation in the fair value of investments included in STIP are recorded by the University as the manager of the pool. The net asset value for STIP is held at a constant value of \$1 and is not adjusted for unrealized gains and losses associated with the fluctuation in the fair value of investments included in STIP.

The campus foundations may also purchase or redeem shares in GEP, BGP, TRIP or other investment pools at the unitized value of the portfolio at the time of purchase or redemption. Actual income earned is allocated to the campus foundations based upon the number of shares held.

## Campus Foundations

The campus foundations' cash and cash equivalents and investments that are invested with the University and managed by the Chief Investment Officer are excluded from the University's statement of net position and included in the campus foundations' statement of net position. Under the accounting policies elected by each campus foundation, certain component units classify all or a portion of their investment in STIP and TRIP as cash and cash equivalents, rather than investments. Substantially all of the campus foundations' investments managed by the Chief Investment Officer are categorized as commingled funds or commingled money market funds by the campus foundations in the composition of investments.

The fair value of the campus foundations' cash and cash equivalents and investments that are invested with the University, by investment pool, at June 30 are as follows:

<i>(in thousands of dollars)</i>	<b>2021</b>	<b>2020</b>
STIP	\$1,273,737	\$1,165,134
GEP	2,407,565	1,581,183
Other investment pools	161,788	237,867
<b>Campus foundations' investments with the University</b>	<b>3,843,090</b>	<b>2,984,184</b>
Classified as cash and cash equivalents by campus foundations	(265,133)	(224,430)
<b>Classified as investments by campus foundations</b>	<b>\$3,577,957</b>	<b>\$2,759,754</b>

Investment income in the University's statement of revenues, expenses and changes in net position is net of income earned by, and distributed to, the campus foundations totaling \$17.5 million and \$29.9 million for the years ended June 30, 2021 and 2020, respectively.

## UCRS

UCRS had \$2.4 billion and \$1.8 billion invested in STIP at June 30, 2021 and 2020, respectively. These investments are excluded from the University's statement of net position and are included in UCRS' statement of plans' fiduciary net position. They are categorized as commingled money market funds in the composition of investments for UCRS. STIP investment income in the University's statement of revenues, expenses and changes in net position is net of income earned by, and distributed to, UCRS totaling \$7.0 million and \$44.7 million for the years ended June 30, 2021 and 2020, respectively.

## External Investment Pools

STIP and GEP are external investment pools. The composition of the net position at June 30 is as follows:

<i>(in thousands of dollars)</i>	<b>STIP</b>		<b>GEP</b>	
	<b>2021</b>	<b>2020</b>	<b>2021</b>	<b>2020</b>
Investments	\$11,937,291	\$12,793,533	\$18,866,873	\$13,735,756
Investment of cash collateral		20,136	540,595	303,685
Securities lending collateral		(20,136)	(540,595)	(303,688)
Other assets, net	4,192,499	3,707,093	228,133	296,267
<b>Net position</b>	<b>\$16,129,790</b>	<b>\$16,500,626</b>	<b>\$19,095,006</b>	<b>\$14,032,020</b>

Participants purchase or redeem shares in STIP at a constant value of \$1 per share and purchase or redeem shares in GEP at the unitized value of the portfolio at the time of purchase or redemption. Actual income earned is allocated to participants based upon the number of shares held.

Other assets include amounts receivable for pension benefits from the campuses and medical centers of \$4.0 billion and \$3.7 billion at June 30, 2021 and 2020, respectively.

The changes in net position for STIP and GEP for the year ended June 30 are as follows:

<i>(in thousands of dollars)</i>	STIP		GEP	
	2021	2020	2021	2020
Net position, beginning of year	\$16,500,626	\$12,112,799	\$14,032,020	\$13,219,481
Investment income	124,470	246,954	118,331	71,793
Net appreciation (depreciation) in fair value of investments	(17,465)	39,763	4,727,288	573,793
Net transfer to TRIP	(725)	(3,650)		
Transfers from (to) BGP, net	(700,000)	1,388,168		
Participant contributions, net	222,884	2,716,592	217,367	166,953
<b>Net position, end of year</b>	<b>\$16,129,790</b>	<b>\$16,500,626</b>	<b>\$19,095,006</b>	<b>\$14,032,020</b>

### 3. SECURITIES LENDING

The University and UCRS jointly participate in a securities lending program as a means to augment income. The campus foundations' investments that are invested with the University and managed by the Chief Investment Officer are included in the University's investment pools that participate in the securities lending program.

The campus foundations' allocated share of the program's cash collateral received, investment of cash collateral and collateral held for securities lending is determined based upon their equity in the investment pools. The Board of Trustees for each campus foundation may also authorize participation in a direct securities lending program.

Securities are lent to selected brokerage firms for which collateral received equals or exceeds the fair value of such investments lent during the period of the loan. Securities loans immediately terminate upon notice by either the University or the borrower. Collateral may be cash or securities issued by the U.S. government or its agencies, or the sovereign or provincial debt of foreign countries. Securities collateral cannot be pledged or sold by the University unless the borrower defaults.

Loans of domestic equities and all fixed-income securities are initially collateralized at 102 percent of the fair value of securities lent. Loans of foreign equities are initially collateralized at 105 percent. All borrowers are required to provide additional collateral by the next business day if the value of the collateral falls to less than 100 percent of the fair value of securities lent.

Cash collateral received from the borrower is invested by lending agents, as agents for the University, in investment pools in the name of the University, with guidelines approved by the University. These investments are shown as investment of cash collateral in the statement of net position. At June 30, 2021 and 2020, the securities in these pools had a weighted average maturity of 24 days and 13 days, respectively. The University records a liability for the return of the cash collateral shown as collateral held for securities lending in the statement of net position. Securities collateral received from the borrower is held in investment pools by the University's custodial bank.

At June 30, 2021 and 2020, the University had insignificant exposure to borrowers because the amounts the University owed the borrowers were substantially the same as the amounts the borrowers owed the University. The University is indemnified by its lending agents against any losses incurred as a result of borrower default.

The composition of the securities lending programs at June 30 is as follows:

	UNIVERSITY OF CALIFORNIA		UNIVERSITY OF CALIFORNIA CAMPUS FOUNDATIONS		UNIVERSITY OF CALIFORNIA RETIREMENT SYSTEM	
<i>(in thousands of dollars)</i>	2021	2020	2021	2020	2021	2020
<b>SECURITIES LENT</b>						
<b>For cash collateral:</b>						
Equity securities:						
Domestic	\$476,650	\$350,781			\$5,280,611	\$3,617,522
Foreign	21,902	12,527			335,378	219,369
Fixed-income securities:						
U.S. government-guaranteed	15,227	3,676			1,551,165	1,896,426
U.S. agency	9,451				121,703	
Other U.S. dollar-denominated	452,461	57,264			1,848,977	1,706,795
Foreign currency-denominated					18,828	27,454
Foundations' share		(41,974)		\$41,974		
<b>Lent for cash collateral</b>	<b>975,691</b>	<b>382,274</b>		<b>41,974</b>	<b>9,156,662</b>	<b>7,467,566</b>
<b>For securities collateral:</b>						
Equity securities:						
Domestic	87,578	237,317			2,311,240	2,683,687
Foreign	134,137	88,928			2,124,374	1,306,148
Fixed-income securities:						
U.S. government-guaranteed	20,493	17,016			1,581,079	1,659,834
Other U.S. dollar-denominated	58,932	52,378			542,913	513,830
Foreign currency-denominated					61,512	90,308
<b>Lent for securities collateral</b>	<b>301,140</b>	<b>395,639</b>			<b>6,621,118</b>	<b>6,253,807</b>
<b>Total securities lent</b>	<b>\$1,276,831</b>	<b>\$777,913</b>		<b>\$41,974</b>	<b>\$15,777,780</b>	<b>\$13,721,373</b>
<b>COLLATERAL RECEIVED</b>						
Cash	\$998,441	\$429,311			\$9,369,192	\$7,588,760
Foundations' share		(41,974)		\$41,974		
<b>Total cash collateral received</b>	<b>998,441</b>	<b>387,337</b>		<b>41,974</b>	<b>9,369,192</b>	<b>7,588,760</b>
Securities	323,989	426,482			7,123,510	6,741,336
<b>Total collateral received</b>	<b>\$1,322,430</b>	<b>\$813,819</b>		<b>\$41,974</b>	<b>\$16,492,702</b>	<b>\$14,330,096</b>
<b>INVESTMENT OF CASH COLLATERAL</b>						
<b>Fixed-income securities:</b>						
Other U.S. dollar-denominated:						
Corporate bonds	\$26,484	\$4,230			\$248,517	\$74,771
Commercial paper	64,101	12,101			601,515	213,900
Repurchase agreements	587,356	271,677			5,511,644	4,802,322
Corporate - asset-backed securities		2,032				35,915
Certificates of deposit/time deposits	316,207	110,815			2,967,232	1,958,860
Supranational/foreign	4,671	28,761			43,829	508,393
Other (liabilities), net*	(378)	(310)			(3,545)	(5,481)
Foundations' share		(41,974)		\$41,974		
<b>Investment of cash collateral</b>	<b>998,441</b>	<b>387,332</b>		<b>41,974</b>	<b>\$9,369,192</b>	<b>\$7,588,680</b>
Less: Current portion	(973,402)	(350,610)		(37,995)		
<b>Noncurrent portion</b>	<b>\$25,039</b>	<b>\$36,722</b>		<b>\$3,979</b>		

\* Other (liabilities), net is comprised of pending settlements of cash collateral investments.

The University earns interest and dividends on the collateral held during the loan period, as well as a fee from the brokerage firm, and is obligated to pay a fee and rebate to the borrower. The University receives the net investment income. The securities lending income and fees and rebates for the year ended June 30 are as follows:

	UNIVERSITY OF CALIFORNIA		UNIVERSITY OF CALIFORNIA CAMPUS FOUNDATIONS		UNIVERSITY OF CALIFORNIA RETIREMENT SYSTEM	
<i>(in thousands of dollars)</i>	2021	2020	2021	2020	2021	2020
Securities lending income	\$1,699	\$14,348	\$28	\$1,603	\$48,452	\$133,203
Securities lending fees and rebates	(876)	(7,599)		(883)	(10,918)	(91,549)
<b>Securities lending investment income, net</b>	<b>\$823</b>	<b>\$6,749</b>	<b>\$28</b>	<b>\$720</b>	<b>\$37,534</b>	<b>\$41,654</b>

## Investment Risk Factors

There are a variety of potential risk factors involved in a securities lending program. Risks associated with the investment of cash collateral may include the credit risk from fixed-income securities, concentration of credit risk, interest rate risk and foreign currency risk. In addition, there may be custodial credit risk associated with both cash and securities received as collateral for securities lent.

The University's and UCRS' investment guidelines and other information related to each of these risks are summarized below. Campus foundations that participate in a securities lending program may have their own individual investment policies designed to limit the same risks.

### Credit Risk

The University's and UCRS' investment guidelines for the investment of cash collateral maintained in separately managed collateral pools restrict the credit rating of issuers at the time of purchase to no less than A-1, P-1 or F-1 for short-term securities and no less than A2/A for long-term securities. Asset-backed securities must have a rating of AAA at the time of purchase.

The credit risk profile for fixed- or variable-income securities associated with the investment of cash collateral at June 30 is as follows:

	UNIVERSITY OF CALIFORNIA		UNIVERSITY OF CALIFORNIA CAMPUS FOUNDATIONS		UNIVERSITY OF CALIFORNIA RETIREMENT SYSTEM	
<i>(in thousands of dollars)</i>	2021	2020	2021	2020	2021	2020
<b>Fixed- or variable-income securities:</b>						
Other U.S. dollar-denominated:						
AAA	\$4,671	\$18,301			\$43,829	\$323,508
AA-	85,036	23,023			797,964	406,975
A+	96,930	43,049			909,570	760,959
A	44,589	19,811			418,414	350,189
A-1/A-2/P-1/F-1	180,237	41,263			1,691,317	729,405
Not rated		12,491				220,801
Other (liabilities) net*: not rated	(378)	(310)			(3,545)	(5,481)
Campus foundations' share		(41,974)		\$41,974		

\* Other (liabilities), net is comprised of pending settlements of cash collateral investments.

### Custodial Credit Risk

Cash collateral received for securities lent is invested in pools by the University's lending agents. The University's and UCRS' securities related to the investment of cash collateral are registered in the University's name by the lending agents. Securities collateral received for securities lent are held in investment pools by the University's lending agents. As a result, custodial credit risk is remote.

### Concentration of Credit Risk

The University's and UCRS' investment guidelines with respect to the concentration of credit risk associated with the investment of cash collateral in the separately managed collateral pools restricts investments in any single issuer of corporate debt securities, time deposits, certificates of deposit, banker's acceptances and money market funds to no more than 5 percent of the portfolio value at the time of purchase. Campus foundations that directly participate in a securities lending program do not have specific investment policies related to concentration of credit risk, although the lending agreements with the agents establish restrictions for the type of investments, as well as minimum credit ratings.



Investments in issuers other than U.S. government-guaranteed securities that represent 5 percent or more of the total investment of cash collateral at June 30 are as follows:

<i>(in thousands of dollars)</i>	UNIVERSITY OF CALIFORNIA		UNIVERSITY OF CALIFORNIA RETIREMENT SYSTEM	
	2021	2020	2021	2020
Morgan Stanley & Co. LLC	\$95,822	\$36,784	\$899,178	\$650,218
Goldman Sachs & Co.	51,041		478,960	
Citigroup Global Markets Inc.	95,341	30,520	894,661	539,481
JP Morgan Securities LLC	79,547	28,699	746,453	507,299
BofA Securities Inc.		22,167		391,834
BNP Paribas Prime Brokerage		26,397		466,603
Barclays Bank PLC	117,009	31,590	1,097,992	558,409

### Interest Rate Risk

The nature of individual securities in the collateral pools allows for the use of weighted average maturity as an effective risk management measure. The University's and UCRS' investment guidelines with respect to the interest rate risk associated with the investment of cash collateral in the separately managed collateral pools require the weighted average maturity of the entire collateral pool to be less than 120 days. The maturity of securities issued by the U.S. government and asset-backed securities must be less than five years, corporate debt obligations must be less than two years and time deposits must be less than 190 days.

The weighted average maturity expressed in days for fixed- or variable-income securities associated with the investment of cash collateral at June 30 is as follows:

<i>(in days)</i>	UNIVERSITY OF CALIFORNIA		UNIVERSITY OF CALIFORNIA RETIREMENT SYSTEM	
	2021	2020	2021	2020
<b>Fixed- or variable-income securities:</b>				
<i>Other U.S. dollar-denominated:</i>				
Corporate bonds	35	1	35	1
Commercial paper	97	42	97	42
Repurchase agreements	1	9	1	9
Corporate asset-backed securities		15		15
Certificates of deposit/time deposits	49	20	49	20
Supranational/foreign	21	19	21	19

Investment of cash collateral may include various asset-backed securities, structured notes and variable-rate securities that may be considered to be highly sensitive to changes in interest rates due to the existence of prepayment or conversion features, although the weighted average maturity may be short.

At June 30, the fair value of investments that are considered to be highly sensitive to changes in interest rates is as follows:

<i>(in thousands of dollars)</i>	UNIVERSITY OF CALIFORNIA		UNIVERSITY OF CALIFORNIA CAMPUS FOUNDATIONS		UNIVERSITY OF CALIFORNIA RETIREMENT SYSTEM	
	2021	2020	2021	2020	2021	2020
Other asset-backed securities	\$4,671	\$28,866			\$43,829	\$510,246
Variable-rate investments	703,547	212,834			6,601,955	3,762,173
Campus foundations' share		(23,632)		\$23,632		
<b>Total</b>	<b>\$708,218</b>	<b>\$218,068</b>		<b>\$23,632</b>	<b>\$6,645,784</b>	<b>\$4,272,419</b>

At June 30, 2021 and 2020, the weighted average maturity expressed in days for asset-backed securities was 21 days and 19 days, respectively, and for variable-rate investments it was 18 days and 9 days, respectively.

## **Foreign Currency Risk**

The University's and UCRS' investment policy with respect to the foreign currency risk associated with the investment of cash collateral maintained in separate collateral pools restricts investments to U.S. dollar-denominated securities. Therefore, there is no foreign currency risk.

## **4. DERIVATIVE FINANCIAL INSTRUMENTS**

The University may use derivatives including futures, forward contracts, options and interest rate swap contracts as a substitute for investing in equity and fixed-income securities to reduce the effect of fluctuating foreign currencies on foreign currency-denominated investments, or to limit its exposure of variable-rate bonds to changes in market interest rates. The Board of Trustees for each campus foundation may also authorize derivatives in its investment policy.

The University enters into futures contracts for the purpose of acting as a substitute for investing in equity and fixed-income securities. A futures contract is an agreement between two parties to buy and sell a security or financial index, interest rate or foreign currency at a set price on a future date. They are standardized contracts that can be easily bought and sold and are exchange-traded. Upon entering into such a contract, the University is required to pledge to the broker an amount of cash or securities equal to the minimum initial margin requirements of the exchange on which the contract is traded. Pursuant to the contract, the University agrees to receive from, or pay to, the counterparty an amount of cash equal to the daily fluctuation in the value of the contract. These contracts are settled on a daily basis, with the resulting realized gain or loss included in the statement of revenues, expenses and changes in net position. The settlement amount at the end of each day for each of the contracts, or variation margin, is included in investments and represents the fair value of the contracts.

Forward contracts are similar to futures contracts, although they are not exchange-traded. Foreign currency exchange contracts are forward contracts used to hedge against foreign currency exchange rate risks on non-U.S. dollar-denominated investment securities and to increase or decrease exposure to various foreign currencies.

An options contract gives the University the right, but not the obligation, to buy or sell a specified security or index at a fixed price during a specified period for a nonrefundable fee (the "premium"). The maximum loss to the University is limited to the premium originally paid for covered options. The University initially records premiums paid for the purchase of these options in the statement of net position as an investment which is subsequently adjusted to reflect the fair value of the options, with unrealized gains and losses included in the statement of revenues, expenses and changes in net position.

Rights and warrants provide the holder with the right, but not the obligation, to buy a stock at a predetermined price for a finite period of time. Warrants usually have a longer time period to expiration. The holder of a right or warrant is permitted to buy at a price that may be below the actual market price for that stock. Warrants and rights cease to exist and become worthless if not used by their expiration date.

An interest rate swap is a contractual agreement entered into between the University and a counterparty under which each agrees to exchange periodic fixed or variable payments for an agreed period of time based upon a notional amount of principal or value of the underlying contract. The payments correspond to an equity index, an interest rate or to currency. A credit default swap is an agreement whereby the seller will compensate the buyer in the event of a loan default. A swaption is an option granting its owner the right but not the obligation to enter into an underlying swap. The University considers its futures, forward contracts, options, credit default swaps, swaptions, rights, warrants and certain interest rate swaps to be investment derivatives.

As a means to lower the University's borrowing costs, when compared against fixed-rate bonds at the time of issuance, the University entered into interest rate swap agreements in connection with certain of its variable-rate Medical Center Pooled Revenue Bonds and General Revenue Bonds. The University determined that certain of its interest rate swaps are derivative instruments that meet the criteria for an effective hedge. Certain of the interest rate swaps are considered hybrid instruments since, at the time of execution, the fixed rate on each of the swaps was off-market and the University received an upfront payment. As such, these swaps are each comprised of a derivative instrument, an at-the-market swap that is an effective hedge, and a companion instrument, a borrowing represented by the upfront payment. The unamortized amount of the borrowing under the companion instruments was \$76.7 million and \$81.7 million at June 30, 2021 and 2020, respectively.

In 2020, the University entered into two forward starting interest rate swaps. Under these forward starting interest rate swap agreements, the University pays the swap counterparty a fixed interest rate payment and receives a variable-rate interest payment commencing in 2023. These interest rate swaps are anticipated to be cash flow hedges for variable-rate bonds that will be issued to refund the Medical Center Pooled Revenue Bonds 2013 Series J in 2023. In the event that the Medical Center Pooled Revenue Bonds 2013 Series J bonds are not refunded with variable-rate bonds, the swaps can be canceled at fair value.

The fair value balances and notional amounts of derivative instruments outstanding at June 30, categorized by type, and the changes in fair value of such derivatives are as follows:

## University of California

<i>(in thousands of dollars)</i>		NOTIONAL AMOUNT		FAIR VALUE-POSITIVE (NEGATIVE)		CHANGES IN FAIR VALUE		
CATEGORY	2021	2020	CLASSIFICATION	2021	2020	CLASSIFICATION	2021	2020
<b>INVESTMENT DERIVATIVES</b>								
<b>Futures contracts:</b>								
<i>Domestic equity futures:</i>								
Long positions	\$130,918	\$87,663	Investments	\$246	\$643	Net appreciation (depreciation)	\$31,923	(\$5,265)
<i>Foreign equity futures:</i>								
Long positions	5,386	1,918	Investments	61	36	Net appreciation (depreciation)	904	(14)
<b>Futures contracts, net</b>				<b>307</b>	<b>679</b>		<b>32,827</b>	<b>(5,279)</b>
<i>Foreign currency exchange contracts, net:</i>								
Long positions	34	225	Investments		(1)	Net appreciation (depreciation)	(946)	2,019
Short positions	2,011	121,353	Investments	10	(3,801)	Net appreciation (depreciation)	(9,547)	3,080
<b>Foreign currency exchange contracts, net</b>				<b>10</b>	<b>(3,802)</b>		<b>(10,493)</b>	<b>5,099</b>
<i>Other:</i>								
Stock rights/warrants			Investments	123	137	Net appreciation (depreciation)	115	(78)
<b>Other, net</b>				<b>123</b>	<b>137</b>		<b>115</b>	<b>(78)</b>
<b>Total investment derivatives</b>				<b>\$440</b>	<b>(\$2,986)</b>		<b>\$22,449</b>	<b>(\$258)</b>
<b>CASH FLOW HEDGES</b>								
<i>Effective interest rate swaps:</i>								
Pay fixed, receive variable	\$1,772,055	\$1,431,535	Other liabilities	(\$154,182)	(\$259,944)	Deferred (inflows) outflows	\$105,762	(\$129,783)

## University of California Campus Foundations

<i>(in thousands of dollars)</i>		NOTIONAL AMOUNT		FAIR VALUE-POSITIVE (NEGATIVE)		CHANGES IN FAIR VALUE		
CATEGORY	2021	2020	CLASSIFICATION	2021	2020	CLASSIFICATION	2021	2020
<b>INVESTMENT DERIVATIVES</b>								
<b>Futures contracts:</b>								
<i>Domestic equity futures:</i>								
Long positions	\$31,736	\$61,804	Investments	\$441	\$1,811	Net appreciation	\$15,713	\$14,356
Short positions		(125,372)	Investments		10,810	Net depreciation		(488)
<i>Foreign equity futures:</i>								
Long positions	38,804	31,880	Investments	(436)	755	Net appreciation (depreciation)	14,880	(7,459)
<i>Other:</i>								
Options/swaptions	1,532	3,166	Investments	6,483	(45)	Net depreciation	(11,675)	(7,096)
Swaps	145,112	59,610	Investments	1,328		Net appreciation (depreciation)	27,160	(12,135)
Custodial investment funds				658				
<b>Total investment derivatives</b>				<b>\$8,474</b>	<b>\$13,331</b>		<b>\$46,078</b>	<b>(\$12,822)</b>

## University of California Retirement System

<i>(in thousands of dollars)</i>		NOTIONAL AMOUNT		FAIR VALUE-POSITIVE (NEGATIVE)		CHANGES IN FAIR VALUE		
CATEGORY	2021	2020	CLASSIFICATION	2021	2020	CLASSIFICATION	2021	2020
<b>INVESTMENT DERIVATIVES</b>								
<b>Futures contracts:</b>								
<i>Domestic equity futures:</i>								
Long positions	\$875,655	\$462,091	Investments	\$2,794	\$4,611	Net appreciation (depreciation)	\$236,172	(\$7,413)
<i>Foreign equity futures:</i>								
Long positions	63,489	44,630	Investments	(388)	332	Net appreciation (depreciation)	12,767	(1,242)
<b>Futures contracts, net</b>				<b>2,406</b>	<b>4,943</b>		<b>248,939</b>	<b>(8,655)</b>
<i>Foreign currency exchange contracts, net:</i>								
Long positions	13,196	12,858	Investments	(241)	(55)	Net appreciation	361	2,837
Short positions	319,622	187,035	Investments	1,636	(5,860)	Net appreciation (depreciation)	(8,200)	4,821
<b>Foreign currency exchange contracts, net</b>				<b>1,395</b>	<b>(5,915)</b>		<b>(7,839)</b>	<b>7,658</b>
<i>Other:</i>								
Stock rights/warrants			Investments	1,291	1,554	Net appreciation (depreciation)	731	(1,364)
<b>Other, net</b>				<b>1,291</b>	<b>1,554</b>		<b>731</b>	<b>(1,364)</b>
<b>Total investment derivatives</b>				<b>\$5,092</b>	<b>\$582</b>		<b>\$241,831</b>	<b>(\$2,361)</b>

## Objectives and Terms of Hedging Derivative Instruments

The objectives and terms of the hedging derivative instruments outstanding at June 30, along with the credit rating of the associated counterparty, are as follows:

(in thousands of dollars)		NOTIONAL AMOUNT		EFFECTIVE DATE	MATURITY DATE	CASH PAID OR RECEIVED	TERMS	COUNTERPARTY CREDIT RATING	FAIR VALUE	
TYPE	OBJECTIVE	2021	2020						2021	2020
UNIVERSITY OF CALIFORNIA										
Pay fixed, receive variable interest rate swap	Hedge of changes in cash flows on variable-rate Medical Center Pooled Revenue Bonds	\$52,900	\$56,760	2020	2032	None	Pay fixed 3.5897%; receive 58% of Federal Funds Rate + 0.564%	Aa2/A+	(\$7,651)	(\$10,708)
Pay fixed, receive variable interest rate swap	Hedge of changes in cash flows on variable-rate Medical Center Pooled Revenue Bonds	31,610	31,610	2020	2030	None	Pay fixed 4.55%; receive 67% of Federal Funds Rate + 0.76%	Aa2/A+	(5,464)	(7,448)
Pay fixed, receive variable interest rate swap	Hedge of changes in cash flows on variable-rate Medical Center Pooled Revenue Bonds	38,670	38,670	2020	2037	None	Pay fixed 4.625%; receive 67% of Federal Funds Rate + 0.797%	Aa2/A+	(13,329)	(17,738)
Pay fixed, receive variable interest rate swap	Hedge of changes in cash flows on variable-rate Medical Center Pooled Revenue Bonds	54,495	54,495	2020	2043	None	Pay fixed 4.6935%; receive 67% of Federal Funds Rate + 0.861%	Aa2/A+	(25,251)	(33,723)
Pay fixed, receive variable interest rate swap	Hedge of changes in cash flows on variable-rate General Revenue Bonds	400,000	400,000	2019	2023	None	Pay fixed 1.8982%; receive 70% of Federal Funds Rate + 0.0925%	Aa2/AA-	(14,516)	(23,387)
Pay fixed, receive variable interest rate swap	Hedge of changes in cash flows on variable-rate General Revenue Bonds	100,000	100,000	2019	2023	None	Pay fixed 1.9057%; receive 70% of Federal Funds Rate + 0.0925%	Aa2/AA-	(3,646)	(5,871)
Pay fixed, receive variable interest rate swap	Hedge of changes in cash flows on variable-rate General Revenue Bonds	100,000	100,000	2019	2023	None	Pay fixed 1.8980%; receive 70% of Federal Funds Rate + 0.0975%	Aa2/A+	(3,617)	(5,830)
Pay fixed, receive variable interest rate swap	Hedge of changes in cash flows on variable-rate Medical Center Pooled Revenue Bonds	24,250	24,250	2020	2045	None	Pay fixed 4.741%; receive 67% of Federal Funds Rate + 0.902%	Aa2/A+	(12,583)	(16,923)
Pay fixed, receive variable interest rate swap	Hedge of changes in cash flows on variable-rate Medical Center Pooled Revenue Bonds	25,750	25,750	2020	2047	None	Pay fixed 4.741%; receive 67% of Federal Funds Rate + 0.902%	Aa2/A+	(14,058)	(19,007)
Pay fixed, receive variable interest rate swap	Hedge of changes in cash flows on variable-rate General Revenue Bonds	500,000	500,000	2023	2039	None	Pay fixed 1.9817%; receive 70% of Federal Funds Rate	Aa2/AA-	(53,492)	(100,587)
Pay fixed, receive variable interest rate swap	Hedge of changes in cash flows on variable-rate General Revenue Bonds	100,000	100,000	2023	2039	None	Pay fixed 1.899%; receive 70% of Federal Funds Rate	Aa2/A+	(9,502)	(18,722)
Pay fixed, receive variable interest rate swap	Hedge of changes in cash flows on variable-rate Medical Center Pooled Revenue Bonds	172,190		2023	2048	None	Pay fixed 0.926%; receive 70% of Federal Funds Rate - H.15	A2/A	5,313	
Pay fixed, receive variable interest rate swap	Hedge of changes in cash flows on variable-rate Medical Center Pooled Revenue Bonds	172,190		2023	2048	None	Pay fixed 1.238%; receive 70% of Federal Funds Rate - H.15	A1/AA-	3,614	
Interest rate swaps, net		\$1,772,055	\$1,431,535						(\$154,182)	(\$259,944)

## **Hedging Derivative Instrument Risk Factors**

### ***Credit Risk***

The University could be exposed to credit risk if the interest rate swap counterparties to the contracts are unable to meet the terms of the contracts. Contracts with positive fair values are exposed to credit risk. The University faces a maximum possible loss equivalent to the amount of the derivative's fair value, less any collateral held by the University provided by the counterparty. Contracts with negative fair values are not exposed to credit risk.

Although the University has entered into the interest rate swaps with creditworthy financial institutions to hedge its variable-rate debt, there is credit risk for losses in the event of nonperformance by counterparties or unfavorable interest rate movements.

There are no collateral requirements related to the interest rate swap with the \$52.9 million notional amount. Depending on the fair value and the counterparty credit rating for the swaps related to the Medical Center Pooled Revenue Bonds with the counterparty that is currently rated Aa2/A+ with a combined notional amount of \$174.8 million, the University may be entitled to receive collateral to the extent the positive fair value exceeds \$20.0 million as of June 30, 2021. At June 30, 2021 and 2020, there was no collateral required. Depending on the fair value and the counterparty credit rating for the forward starting swaps related to the Medical Centers Pooled Revenue Bonds, the University may be entitled to receive collateral based on a positive value threshold. At June 30, 2021, there was no collateral required.

Depending on the fair value and the counterparty credit rating for the swaps related to the General Revenue Bonds with the counterparty that is currently rated Aa2/AA- with a combined notional amount of \$500.0 million, the University may be entitled to receive collateral to the extent the positive fair value with the counterparty exceeds \$30.0 million. At June 30, 2021 and 2020, there was no collateral required.

Depending on the fair value and the counterparty credit rating for the swap related to the General Revenue Bonds with the counterparty that is currently rated Aa2/A+ with a notional amount of \$100.0 million, the University may be entitled to receive collateral to the extent the positive fair value with the counterparty exceeds \$20.0 million. At June 30, 2021 and 2020, there was no collateral required.

### ***Interest Rate Risk***

There is a risk that the value of the interest rate swaps will decline because of changing interest rates. The values of the interest rate swaps with longer maturities tend to be more sensitive to changing interest rates and, therefore, more volatile than those with shorter maturities.

### ***Basis Risk***

There is a risk that the basis for the variable payment received on interest rate swaps will not match the variable payment on the bonds. This exposes the University to basis risk whenever the interest rates on the bonds are reset. The interest rate on the bonds is a tax-exempt interest rate, while the basis of the variable receipt on the interest rate swaps is taxable. Tax-exempt interest rates can change without a corresponding change in the Federal Funds Rate due to factors affecting the tax-exempt market which do not have a similar effect on the taxable market.

### ***Termination Risk***

There is termination risk for interest rate swaps associated with variable-rate bonds in the event of nonperformance by counterparties in an adverse market resulting in cancellation of the synthetic interest rate and returning the interest rate payments to the variable interest rates on the bonds. In addition, depending on the agreement, certain interest rate swaps may be terminated if a counterparty's credit quality rating, as issued by Moody's or Standard & Poor's, falls below certain thresholds. For the interest rate swap with the \$52.9 million notional amount, the termination threshold is reached when the credit quality rating for either the underlying Medical Center Pooled Revenue Bonds or swap counterparty falls below Baa2 or BBB. For the swaps with the combined \$174.8 million notional amount, the termination threshold is reached when the credit quality rating for the underlying Medical Center Pooled Revenue Bonds falls below Baa3/BBB-, or the interest rate swap counterparty's rating falls below Baa2 or BBB. For the forward starting swaps, the termination threshold is reached when either the credit quality rating for the underlying Medical Center Pooled Revenue Bonds or the swap counterparty's rating falls below Baa2 or BBB. Upon termination, the University may also owe a termination payment if there is a realized loss based on the fair value of each interest rate swap.

For the swaps with notional amounts of \$400.0 million and \$100.0 million with a counterparty that is currently rated Aa2/AA-, the termination threshold is reached when the credit quality rating for the underlying General Revenue Bonds falls below Baa2 or BBB, or the swap counterparty's rating falls below A3 or A-. For the swap with a notional amount of \$100.0 million with a counterparty that is currently rated Aa2/A+, the termination threshold is reached when the credit quality rating for the underlying General Revenue Bonds falls below Baa2 or BBB, or the swap counterparty's rating falls below A3 or A-. Upon termination, the University may also owe a termination payment if there is a realized loss based on the fair value of each interest rate swap.

## ***Rollover Risk***

The University is exposed to rollover risk on hedging derivative instruments that are hedges of debt that mature or may be terminated prior to the maturity of the hedged debt. When these hedging derivative instruments terminate, the University will be re-exposed to the risks being hedged by the hedging derivative instruments. The University is exposed to rollover risk on the interest rate swaps that mature in June 2039 because the hedged debt is scheduled to mature in May 2048.

## **5. FAIR VALUE**

Fair value is defined in the accounting standards as the price that would be received to sell an asset or paid to transfer a liability in an orderly transaction between market participants at the measurement date. Assets and liabilities reported at fair value are organized into a hierarchy based on the levels of inputs observable in the marketplace that are used to measure fair value. Inputs are used in applying the various valuation techniques and take into account the assumptions that market participants use to make valuation decisions. Inputs may include price information, credit data, liquidity statistics and other factors specific to the financial instrument. Observable inputs reflect market data obtained from independent sources. In contrast, unobservable inputs reflect the entity's assumptions about how market participants would value the financial instrument.

A financial instrument's level within the fair value hierarchy is based on the lowest level of any input that is significant to the fair value measurement. The following describes the hierarchy of inputs used to measure fair value and the primary valuation methodologies used for financial instruments measured at fair value on a recurring basis:

*Level 1* – Prices based on unadjusted quoted prices in active markets that are accessible for identical assets or liabilities are classified as Level 1. Level 1 investments include equity securities and other publicly traded securities.

*Level 2* – Quoted prices in markets that are not considered to be active, dealer quotations or alternative pricing sources for similar assets or liabilities for which all significant inputs are observable, either directly or indirectly, are classified as Level 2. Level 2 investments include fixed- or variable-income securities, commingled funds, certain derivatives and other assets that are valued using market information.

*Level 3* – Investments and other assets classified as Level 3 have significant unobservable inputs, as they trade infrequently or not at all. The inputs into the determination of fair value of these investments and other assets are based upon the best information in the circumstance and may require significant management judgment. Level 3 financial instruments include private equity investments, real estate and beneficial interests in irrevocable split-interest agreements.

*Net Asset Value (NAV)* – Investments whose fair value is measured at NAV are excluded from the fair value hierarchy. Investments in nongovernmental entities that do not have a readily determinable fair value may be valued at NAV. Investments measured at NAV include hedge funds, private equity investments and commingled funds.

*Not Leveled* – Cash and cash equivalents including pending trades and settlements within various pools are not measured at fair value and, thus, are not subject to the fair value disclosure requirements.

The following tables summarize the investments and other assets reported at fair value within the fair value hierarchy as of June 30, 2021:

	UNIVERSITY OF CALIFORNIA					
	TOTAL	QUOTED PRICES IN ACTIVE MARKETS	OTHER OBSERVABLE INPUTS	UNOBSERVABLE INPUTS	NET ASSET VALUE	NOT LEVELED
		(Level 1)	(Level 2)	(Level 3)	(NAV)	
<i>(in thousands of dollars)</i>						
Equity securities	\$12,785,534	\$12,782,877	\$1,159	\$1,498		
Fixed- or variable-income securities:						
U.S. government-guaranteed	7,206,317		7,206,317			
Other U.S. dollar-denominated	10,579,547	146,329	10,433,218			
Commingled funds	12,825,628	1,868,140		454,771	\$10,775,183	(\$272,466)
Investment derivatives	440	123	317			
Publicly traded real estate investment trusts	330,113	330,019			94	
Mortgage loans	768,948			768,948		
Real estate	747,135			38,658	708,477	
Other investments	10,263			10,263		
Campus foundations' investments with the University	(3,843,090)					(3,843,090)
UCRS investment in STIP	(2,441,046)					(2,441,046)
Custodial investment funds	(521,389)					(521,389)
<b>Total investments</b>	<b>\$38,448,400</b>	<b>\$15,127,488</b>	<b>\$17,641,011</b>	<b>\$1,274,138</b>	<b>\$11,483,754</b>	<b>(\$7,077,991)</b>
<b>Securities lending investments of cash collateral</b>	<b>\$998,441</b>		<b>\$998,819</b>			<b>(\$378)</b>
<b>Investments held by trustees</b>	<b>\$640,372</b>	<b>\$427,509</b>	<b>\$95,548</b>		<b>\$37,697</b>	<b>\$79,618</b>
<b>Beneficial interests included in other noncurrent assets</b>	<b>\$53,242</b>			<b>\$53,242</b>		

	CAMPUS FOUNDATIONS					
	TOTAL	QUOTED PRICES IN ACTIVE MARKETS	OTHER OBSERVABLE INPUTS	UNOBSERVABLE INPUTS	NET ASSET VALUE	NOT LEVELED
		(Level 1)	(Level 2)	(Level 3)	(NAV)	
<i>(in thousands of dollars)</i>						
Equity securities	\$248,292	\$231,745	\$8	\$16,539		
Fixed- or variable-income securities:						
U.S. government-guaranteed	303,273		303,273			
Other U.S. dollar-denominated	397,854	762	397,038	54		
Foreign currency denominated	997		997			
Commingled funds	13,086,278	891,945	546	87,295	\$12,076,418	\$30,074
Investment derivatives	8,474	(35)	8,509			
Real estate	189,855		821	47,209	141,825	
Other investments	391,776	6,774		2,118	380,877	2,007
Custodial investment funds	(716,599)	(4,565)	(12,440)	(1,150)	(338,763)	(359,681)
<b>Total investments</b>	<b>\$13,910,200</b>	<b>\$1,126,626</b>	<b>\$698,752</b>	<b>\$152,065</b>	<b>\$12,260,357</b>	<b>(\$327,600)</b>
<b>Beneficial interests included in other noncurrent assets</b>	<b>\$81,805</b>			<b>\$81,805</b>		



UNIVERSITY OF CALIFORNIA RETIREMENT SYSTEM						
	TOTAL	QUOTED PRICES IN ACTIVE MARKETS (Level 1)	OTHER OBSERVABLE INPUTS (Level 2)	UNOBSERVABLE INPUTS (Level 3)	NET ASSET VALUE (NAV)	NOT LEVELED
<i>(in thousands of dollars)</i>						
Equity securities	\$60,670,489	\$60,392,777	\$119,308	\$23	\$158,381	
Fixed- or variable-income securities:						
U.S. government-guaranteed	9,920,069		9,920,069			
Other U.S. dollar-denominated	16,291,364		16,291,364			
Commingled funds	33,794,421	1,370,945		901,102	31,402,298	\$120,076
Investment derivatives	5,092	1,271	3,821			
Publicly traded real estate investment trusts	2,205,065	2,203,467	848		750	
Real estate	1,689,993				1,689,993	
<b>Total investments</b>	<b>\$124,576,493</b>	<b>\$63,968,460</b>	<b>\$26,335,410</b>	<b>\$901,125</b>	<b>\$33,251,422</b>	<b>\$120,076</b>
<b>Securities lending investments of cash collateral</b>	<b>\$9,369,192</b>		<b>\$9,372,737</b>			<b>(\$3,545)</b>

The following tables summarize the investments and other assets reported at fair value within the fair value hierarchy as of June 30, 2020:

UNIVERSITY OF CALIFORNIA						
	TOTAL	QUOTED PRICES IN ACTIVE MARKETS (Level 1)	OTHER OBSERVABLE INPUTS (Level 2)	UNOBSERVABLE INPUTS (Level 3)	NET ASSET VALUE (NAV)	NOT LEVELED
<i>(in thousands of dollars)</i>						
Equity securities	\$8,579,736	\$8,578,238		\$1,498		
Fixed- or variable-income securities:						
U.S. government-guaranteed	2,732,793	405	\$2,732,388			
Other U.S. dollar-denominated	8,313,670		8,313,670			
Commingled funds	13,893,708	4,961,331		882,572	\$8,053,771	(\$3,966)
Investment derivatives	(2,986)	137	(3,123)			
Publicly traded real estate investment trusts	233,341	233,313			28	
Mortgage loans	900,480			900,480		
Real estate	835,644			61,827	773,817	
Other investments	10,316			10,316		
Campus foundations' investments with the University	(2,984,184)					(2,984,184)
UCRS investment in STIP	(1,848,727)					(1,848,727)
Custodial investment funds	(424,636)					(424,636)
<b>Total investments</b>	<b>\$30,239,155</b>	<b>\$13,773,424</b>	<b>\$11,042,935</b>	<b>\$1,856,693</b>	<b>\$8,827,616</b>	<b>(\$5,261,513)</b>
<b>Securities lending investments of cash collateral</b>	<b>\$387,332</b>		<b>\$387,642</b>			<b>(\$310)</b>
<b>Investments held by trustees</b>	<b>\$711,987</b>	<b>\$84,630</b>	<b>\$375,744</b>		<b>\$177,529</b>	<b>\$74,084</b>
<b>Beneficial interests included in other noncurrent assets</b>	<b>\$63,937</b>			<b>\$63,937</b>		

CAMPUS FOUNDATIONS						
	TOTAL	QUOTED PRICES IN ACTIVE MARKETS (Level 1)	OTHER OBSERVABLE INPUTS (Level 2)	UNOBSERVABLE INPUTS (Level 3)	NET ASSET VALUE (NAV)	NOT LEVELED
<i>(in thousands of dollars)</i>						
Equity securities	\$171,357	\$159,875	\$8	\$11,464	\$10	
Fixed- or variable-income securities:						
U.S. government-guaranteed	419,978		419,978			
Other U.S. dollar-denominated	182,154	776	181,324	54		
Foreign currency-denominated	933		933			
Commingled funds	9,607,483	600,506	473	20,403	8,921,290	\$64,811
Investment derivatives	13,331	13,331				
Real estate	159,637		709	50,075	108,853	
Other investments	202,722	6,519		2,010	191,046	3,147
Custodial investment funds	(544,168)					(544,168)
<b>Total investments</b>	<b>\$10,213,427</b>	<b>\$781,007</b>	<b>\$603,425</b>	<b>\$84,006</b>	<b>\$9,221,199</b>	<b>(\$476,210)</b>
<b>Securities lending investments of cash collateral</b>	<b>\$41,974</b>		<b>\$42,004</b>			<b>(\$30)</b>
<b>Beneficial interests included in other noncurrent assets</b>	<b>\$72,758</b>			<b>\$72,758</b>		

UNIVERSITY OF CALIFORNIA RETIREMENT SYSTEM						
	TOTAL	QUOTED PRICES IN ACTIVE MARKETS (Level 1)	OTHER OBSERVABLE INPUTS (Level 2)	UNOBSERVABLE INPUTS (Level 3)	NET ASSET VALUE (NAV)	NOT LEVELED
<i>(in thousands of dollars)</i>						
Equity securities	\$45,165,805	\$45,165,751		\$54		
Fixed- or variable-income securities:						
U.S. government-guaranteed	8,704,157		\$8,704,157			
Other U.S. dollar-denominated	13,159,984		13,159,984			
Foreign currency-denominated	599		599			
Commingled funds	26,376,444	4,555,289		615,629	\$21,834,187	(\$628,661)
Investment derivatives	582	1,556	(974)			
Publicly traded real estate investment trusts	1,729,028	1,728,655			373	
Real estate	2,141,683				2,141,683	
<b>Total investments</b>	<b>\$97,278,282</b>	<b>\$51,451,251</b>	<b>\$21,863,766</b>	<b>\$615,683</b>	<b>\$23,976,243</b>	<b>(\$628,661)</b>
<b>Securities lending investments of cash collateral</b>	<b>\$7,588,680</b>		<b>\$7,594,161</b>			<b>(\$5,481)</b>

The following table presents significant terms of certain investments at June 30, 2021:

<i>(in thousands of dollars)</i>				
UNIVERSITY OF CALIFORNIA				
INVESTMENT TYPE	FAIR VALUE	UNFUNDED COMMITMENTS	REMAINING LIFE (YEARS)	REDEMPTION TERMS AND RESTRICTIONS
Absolute return	\$2,454,638	\$160,067	0 to 5	Not eligible for redemption and lock-up provisions ranging from 0 to 3 years. For securities not eligible for redemptions the underlying assets are estimated to be liquidated within 3 to 5 years. For securities eligible for redemptions, after initial lock-up expires, redemptions are available on a rolling basis and require 30 to 365 days' prior notification.
Private equity	4,547,608	1,455,049	0 to 15	Not eligible for redemption.
Private credit	350,807	82,387	0 to 10	Not eligible for redemption and lock-up provisions ranging from 0 to 10 years. For securities not eligible for redemptions the underlying assets are estimated to be liquidated within 3 to 7 years. For securities eligible for redemptions, after initial lock-up expires, redemptions are available on a rolling basis and require 30 to 365 days prior notification before winding down.
Real assets	605,065	318,325	0 to 15	Not eligible for redemption.
Real estate and real estate investment trusts	926,191	339,130	0 to 10	Closed-end funds are not eligible for redemption. For open-end funds, redemptions are generally on a quarterly basis where the redemption date is the last day of each quarter. Payments of withdrawal requests are generally made within four quarters.
U.S. equity funds	2,858			Redemptions generally require at least 0 to 90 days written notice of intention to terminate as of a date specified in the notice. Payments of withdrawal requests are generally made within 0 to 120 days.
Non-U.S. equity funds	2,745,222			Redemptions require at least 7 to 180 days prior written notice of intention to terminate as of a date determined by the legal agreement between the investment manager and The Regents of the University of California. Withdrawals will occur on the last business day of the month and are subject to certain withdrawal guidelines.
Balanced funds	337,111			Redemptions require at least 12 months prior written notice of intention to terminate as of a date specified in the notice. Withdrawals will occur on the last business day of the month and are subject to certain withdrawal guidelines.
<i>(in thousands of dollars)</i>				
CAMPUS FOUNDATIONS				
INVESTMENT TYPE	FAIR VALUE	UNFUNDED COMMITMENTS	REMAINING LIFE (YEARS)	REDEMPTION TERMS AND RESTRICTIONS
Absolute return	\$3,577,253	\$102,750	0 to 1	Generally, lock-up provisions ranging from 0 to 3 years. After initial lock-up expires, redemptions are available and require 30 to 180 days' prior notification.
Private equity	2,153,219	1,191,009	0 to 15	Generally, lock-up provisions ranging from 0 to 16 years. After initial lock-up expires, redemptions are available and require 30 to 180 days' prior notification.
Real assets	108,715	34,126	0 to 12	Not eligible for redemption.
Real estate and real estate investment trusts	392,952	292,538	0 to 12	Not eligible for redemption.
U.S. equity and non-U.S. equity funds	2,970,260	18,331	0 to 15	Generally, lock-up provisions ranging from 0 to 4 years. After initial lock-up expires, redemptions are available and require 0 to 365 days' prior notification.

<i>(in thousands of dollars)</i>				
UNIVERSITY OF CALIFORNIA RETIREMENT SYSTEM				
INVESTMENT TYPE	FAIR VALUE	UNFUNDED COMMITMENTS	REMAINING LIFE (YEARS)	REDEMPTION TERMS AND RESTRICTIONS
Absolute return	\$4,695,036	\$440,193	0 to 10	Not eligible for redemption and lock-up provisions ranging from 0 to 3 years. For securities not eligible for redemptions the underlying assets are estimated to be liquidated within 3 to 5 years. For securities eligible for redemptions, after initial lock-up expires, redemptions are available on a rolling basis and require 30 to 365 days' prior notification.
Private equity	7,337,326	3,734,961	0 to 15	Not eligible for redemption.
Private credit	741,901	138,672	0 to 10	Not eligible for redemption and lock-up provisions ranging from 0 to 10 years. For securities not eligible for redemptions the underlying assets are estimated to be liquidated within 3 to 7 years. For securities eligible for redemptions, after initial lock-up expires, redemptions are available on a rolling basis and require 30 to 365 days prior notification before winding down.
Real assets	3,235,720	1,824,690	0 to 15	Not eligible for redemption.
U.S. equity funds	2,974,267			Redemptions generally require at least 0 to 90 days written notice of intention to terminate as of a date specified in the notice. Payments of withdrawal requests are generally made within 0 to 120 days.
Non-U.S. equity funds	8,042,236			Redemptions require at least 7 to 180 days prior written notice of intention to terminate as of a date determined by the legal agreement between the investment manager and The Regents of the University of California. Withdrawals will occur on the last business day of the month and are subject to certain withdrawal guidelines.
Real estate and real estate investment trusts	4,404,296	569,117	0 to 10	Closed-end funds are not eligible for redemption. For open-end funds, redemptions are generally on a quarterly basis where the redemption date is the last day of each quarter. Payments of withdrawal requests are generally made within four quarters.

## 6. INVESTMENTS HELD BY TRUSTEES

The University has entered into agreements with trustees to maintain trusts for the University's long-term debt requirements, capital projects and certain other requirements.

### Long-Term Debt

Investments held by trustees for future payment of principal and interest in accordance with various indenture and other long-term debt requirements each totaled \$16.2 million at June 30, 2021 and 2020. Securities held by trustees are held in the name of the University and these trust agreements permit trustees to invest in U.S. and state government or agency obligations, commercial paper or other corporate obligations meeting certain credit rating requirements.

### Capital Projects

Proceeds from the sale of bonds for the design and construction of third-party blended component unit housing facilities are held by trustees. The fair value of these investments was \$563.7 million and \$650.3 million at June 30, 2021 and 2020, respectively. Substantially all of these investments are of a highly liquid, short-term nature.

## 7. ACCOUNTS RECEIVABLE

Accounts receivable and the allowance for uncollectible accounts are as follows:

(in thousands of dollars)	UNIVERSITY OF CALIFORNIA							UNIVERSITY OF CALIFORNIA CAMPUS FOUNDATIONS
	STATE AND FEDERAL GOVERNMENT	MEDICAL CENTERS	INVESTMENT SALES	PRIVATE GRANTS AND CONTRACTS	MEDICAL PROFESSIONAL FEES	OTHER	TOTAL	
At June 30, 2021								
Accounts receivable	\$1,107,648	\$2,925,768	\$79,677	\$575,754	\$571,370	\$811,532	\$6,071,749	\$49,288
Allowance for uncollectible accounts	(8,078)	(394,059)		(22,430)	(140,496)	(41,802)	(606,865)	
Accounts receivable, net	\$1,099,570	\$2,531,709	\$79,677	\$553,324	\$430,874	\$769,730	\$5,464,884	\$49,288
At June 30, 2020								
Accounts receivable	\$905,086	\$2,480,890	\$702,971	\$565,511	\$536,374	\$848,440	\$6,039,272	\$102,426
Allowance for uncollectible accounts	(8,304)	(309,776)		(23,105)	(166,875)	(39,575)	(547,635)	
Accounts receivable, net	\$896,782	\$2,171,114	\$702,971	\$542,406	\$369,499	\$808,865	\$5,491,637	\$102,426

The University's other accounts receivable are primarily related to investment income, tuition and fees, auxiliary enterprises, insurance rebates and legal settlements.

The campus foundations' accounts receivable are primarily related to investment income.

Uncollectible accounts have decreased the following revenues for the years ended June 30:

UNIVERSITY OF CALIFORNIA		
(in thousands of dollars)	2021	2020
Student tuition and fees	(\$1,985)	(\$1,662)
Grants and contracts:		
Federal	63	(483)
State	(1,443)	(486)
Private	(4,559)	323
Local	(17)	7
Medical centers	(244,864)	(240,808)
Educational activities	(18,015)	(14,605)
Auxiliary enterprises	(1,199)	(877)
Other operating revenues	(4,693)	(4,157)
<b>Expense for uncollectible accounts</b>	<b>(\$276,712)</b>	<b>(\$262,748)</b>

## 8. PLEDGES RECEIVABLE

The composition of pledges receivable at June 30 is summarized as follows:

(in thousands of dollars)	UNIVERSITY OF CALIFORNIA		UNIVERSITY OF CALIFORNIA CAMPUS FOUNDATIONS	
	2021	2020	2021	2020
Total pledges receivable outstanding	\$136,499	\$91,073	\$1,118,728	\$1,037,225
Unamortized discount to present value	(769)	(1,621)	(121,123)	(131,117)
Allowance for uncollectible pledges	(9,414)	(14,493)	(69,736)	(63,941)
<b>Total pledges receivable, net</b>	<b>126,316</b>	<b>74,959</b>	<b>927,869</b>	<b>842,167</b>
Current portion of pledges receivable	(82,318)	(29,581)	(194,543)	(194,541)
<b>Noncurrent portion of pledges receivable</b>	<b>\$43,998</b>	<b>\$45,378</b>	<b>\$733,326</b>	<b>\$647,626</b>

Future receipts under pledge agreements for each of the five fiscal years subsequent to June 30, 2021 and thereafter are as follows:

<i>(in thousands of dollars)</i>	UNIVERSITY OF CALIFORNIA	UNIVERSITY OF CALIFORNIA CAMPUS FOUNDATIONS
<i>Year Ending June 30</i>		
2022	\$90,314	\$228,443
2023	24,355	195,708
2024	12,129	114,923
2025	6,198	97,886
2026	3,049	88,431
2027-2031	204	142,399
Beyond 2031	250	250,938
<b>Total payments on pledges receivable</b>	<b>\$136,499</b>	<b>\$1,118,728</b>

Adjustments to the allowance for uncollectible pledges for the University have increased the following revenues for the years ended June 30, 2021 and 2020:

<i>(in thousands of dollars)</i>	2021	2020
Private gifts	\$3,340	\$2,164

## 9. NOTES AND MORTGAGES RECEIVABLE

Notes and mortgages receivable at June 30, 2021 and 2020 along with the allowance for uncollectible amounts, are as follows:

<i>(in thousands of dollars)</i>	UNIVERSITY OF CALIFORNIA				UNIVERSITY OF CALIFORNIA CAMPUS FOUNDATIONS		
	CURRENT	NOTES	MORTGAGES	TOTAL	CURRENT	NONCURRENT	TOTAL
<i>At June 30, 2021</i>							
Notes and mortgages receivable	\$65,829	\$346,222	\$23,840	\$370,062		\$250	\$250
Allowance for uncollectible amounts	(4,243)	(12,029)	(169)	(12,198)			
<b>Notes and mortgages receivable, net</b>	<b>\$61,586</b>	<b>\$334,193</b>	<b>\$23,671</b>	<b>\$357,864</b>		<b>\$250</b>	<b>\$250</b>
<i>At June 30, 2020</i>							
Notes and mortgages receivable	\$71,687	\$347,844	\$27,410	\$375,254		\$250	\$250
Allowance for uncollectible amounts	(7,832)	(17,663)	(144)	(17,807)			
<b>Notes and mortgages receivable, net</b>	<b>\$63,855</b>	<b>\$330,181</b>	<b>\$27,266</b>	<b>\$357,447</b>		<b>\$250</b>	<b>\$250</b>

## 10. DOE NATIONAL LABORATORY CONTRACTS

### Los Alamos National Laboratory

The University is a member of Triad with two other organizations. Triad manages the operations of LANL under a contract with the DOE. For the years ended June 30, 2021 and 2020, the University recorded \$12.0 million and \$9.0 million, respectively, as its equity in the current earnings of Triad and received \$11.9 million and \$8.3 million, respectively, in cash distributions.

### Lawrence Livermore National Laboratory

LLNS manages and operates the DOE's LLNL. LLNS' current earnings or losses are dependent on the percentage of base and incentive fees earned under the terms of the contract, offset by any unallowable or disallowed costs. For the years ended June 30, 2021 and 2020, the University recorded \$20.3 million and \$17.4 million, respectively, as its equity in the current earnings of LLNS and received \$19.4 million and \$16.8 million, respectively, in cash distributions.

## 11. CAPITAL ASSETS

The University's capital asset activity for the years ended June 30 is as follows:

<i>(in thousands of dollars)</i>	2019	ADDITIONS	DISPOSALS	2020	ADDITIONS	DISPOSALS	2021
<b>ORIGINAL COST</b>							
Land	\$1,282,588	\$91,192	(\$2,798)	\$1,370,982	\$109,338	(\$2,878)	\$1,477,442
Infrastructure	850,103	71,594		921,697	18,845	(42)	940,500
Buildings and improvements	41,442,082	3,671,575	(43,498)	45,070,159	2,319,736	(46,883)	47,343,012
Equipment, software and intangibles	9,023,126	781,779	(438,375)	9,366,530	588,387	(322,699)	9,632,218
Libraries and collections	4,398,060	163,308	(86,873)	4,474,495	182,914	(19,977)	4,637,432
Special collections	545,264	70,788	(12,394)	603,658	24,834	(22,853)	605,639
Construction in progress	4,194,338	(258,919)		3,935,419	568,942		4,504,361
<b>Capital assets, at original cost</b>	<b>\$61,735,561</b>	<b>\$4,591,317</b>	<b>(\$583,938)</b>	<b>\$65,742,940</b>	<b>\$3,812,996</b>	<b>(\$415,332)</b>	<b>\$69,140,604</b>
	2019	DEPRECIATION AND AMORTIZATION	DISPOSALS	2020	DEPRECIATION AND AMORTIZATION	DISPOSALS	2021
<b>ACCUMULATED DEPRECIATION AND AMORTIZATION</b>							
Infrastructure	\$418,511	\$29,395		\$447,906	\$33,494		\$481,400
Buildings and improvements	17,738,644	1,318,966	(\$20,630)	19,036,980	1,446,163	(\$28,737)	20,454,406
Equipment, software and intangibles	6,055,655	697,459	(390,285)	6,362,829	698,765	(315,521)	6,746,073
Libraries and collections	3,293,278	138,611	(79,836)	3,352,053	141,642	(31,449)	3,462,246
<b>Accumulated depreciation and amortization</b>	<b>27,506,088</b>	<b>\$2,184,431</b>	<b>(\$490,751)</b>	<b>29,199,768</b>	<b>\$2,320,064</b>	<b>(\$375,707)</b>	<b>31,144,125</b>
<b>Capital assets, net</b>	<b>\$34,229,473</b>			<b>\$36,543,172</b>			<b>\$37,996,479</b>

Service concession arrangements, reported as buildings and improvements, are \$279.1 million of original cost and \$41.3 million of accumulated depreciation at June 30, 2021. Service concession arrangements, reported as buildings and improvements, are \$279.1 million of original cost and \$35.8 million of accumulated depreciation at June 30, 2020.

## 12. SELF-INSURANCE, OBLIGATIONS UNDER LIFE INCOME AGREEMENTS AND OTHER LIABILITIES

The University's self-insurance, obligations under life income agreements and other liabilities at June 30, 2021 and 2020 are as follows:

(in thousands of dollars)	UNIVERSITY OF CALIFORNIA				UNIVERSITY OF CALIFORNIA CAMPUS FOUNDATIONS			
	2021		2020		2021		2020	
	CURRENT	NONCURRENT	CURRENT	NONCURRENT	CURRENT	NONCURRENT	CURRENT	NONCURRENT
Self-insurance programs	\$869,683	<b>\$983,114</b>	\$419,994	<b>\$778,778</b>				
Obligations under life income agreements	1,498	<b>\$37,331</b>	1,765	<b>\$37,606</b>	\$19,457	<b>\$159,425</b>	\$18,147	<b>\$146,119</b>
Other liabilities:								
Compensated absences	881,823	\$516,126	722,451	\$498,475				
Accrued interest	171,529		143,199					
Fair value of interest rate swaps		154,182		259,945				
Third-party payor settlements	924,564		554,938					
Short-term advances	806,441		920,254					
Deposits	240,140		204,084					
Other	131,764	351,315	105,009	286,118	58,116	22,779	91,677	26,539
<b>Total</b>	<b>\$4,027,442</b>	<b>\$1,021,623</b>	<b>\$3,071,694</b>	<b>\$1,044,538</b>	<b>\$77,573</b>	<b>\$22,779</b>	<b>\$109,824</b>	<b>\$26,539</b>

To minimize the impact of disruptions in claims processing as a result of COVID-19, the Centers for Medicare & Medicaid Services (CMS) modified an advanced payment program for health care providers as part of the CARES Act. The medical centers applied for and received advanced payments from this program. The medical centers have the option to repay the funds at any time or the advance payments can be recovered from processing Medicare claims during the 29-month repayment period, which began during the 2021 fiscal year. To the extent the advances are not recovered during the repayment period, as defined by CMS, the advances are due on demand. The advances are interest-free during the repayment period; however, if the medical centers have unpaid balances at the end of the repayment period, interest will be charged at 4 percent.

### Self-Insurance Programs

Self-insured liabilities changed as follows for the years ended June 30:

(in thousands of dollars)	MEDICAL MALPRACTICE	WORKERS' COMPENSATION	EMPLOYEE & STUDENT HEALTH CARE	GENERAL LIABILITY AND OTHER	TOTAL
<i>Year Ended June 30, 2021</i>					
Liabilities at June 30, 2020	\$216,539	\$477,492	\$148,630	\$356,111	\$1,198,772
Claims incurred and changes in estimates	53,347	258,019	1,721,326	465,090	2,497,782
Claim payments	(36,083)	(71,876)	(1,691,508)	(44,290)	(1,843,757)
<b>Liabilities at June 30, 2021</b>	<b>\$233,803</b>	<b>\$663,635</b>	<b>\$178,448</b>	<b>\$776,911</b>	<b>\$1,852,797</b>
<b>Discount rate</b>	<b>3.0%</b>	<b>3.0%</b>	<b>Undiscounted</b>	<b>3.0%</b>	
<i>Year Ended June 30, 2020</i>					
Liabilities at June 30, 2019	\$222,628	\$464,664	\$155,031	\$261,974	\$1,104,297
Claims incurred and changes in estimates	44,865	89,480	1,474,810	153,235	1,762,390
Claim payments	(50,954)	(76,652)	(1,481,211)	(59,098)	(1,667,915)
<b>Liabilities at June 30, 2020</b>	<b>\$216,539</b>	<b>\$477,492</b>	<b>\$148,630</b>	<b>\$356,111</b>	<b>\$1,198,772</b>
<b>Discount rate</b>	<b>3.0%</b>	<b>3.0%</b>	<b>Undiscounted</b>	<b>3.0%</b>	
<i>Year Ended June 30, 2019</i>					
Liabilities at June 30, 2018	\$215,307	\$455,963	\$114,800	\$190,750	\$976,820
Claims incurred and changes in estimates	52,574	89,647	1,219,818	117,048	1,479,087
Claim payments	(45,253)	(80,946)	(1,179,587)	(45,824)	(1,351,610)
<b>Liabilities at June 30, 2019</b>	<b>\$222,628</b>	<b>\$464,664</b>	<b>\$155,031</b>	<b>\$261,974</b>	<b>\$1,104,297</b>
<b>Discount rate</b>	<b>3.0%</b>	<b>3.0%</b>	<b>Undiscounted</b>	<b>3.0%</b>	



## Obligations Under Life Income Agreements

Changes in current and noncurrent obligations under life income agreements for the years ended June 30 are as follows:

(in thousands of dollars)	UNIVERSITY OF CALIFORNIA		UNIVERSITY OF CALIFORNIA CAMPUS FOUNDATIONS	
	ANNUITIES	LIFE BENEFICIARIES	ANNUITIES	LIFE BENEFICIARIES
<i>Year Ended June 30, 2021</i>				
Balance at June 30, 2020	\$19,474	\$19,897	\$69,385	\$94,881
New obligations to beneficiaries and changes in liability, net	146	3,670	2,560	29,841
Payments to beneficiaries	(2,453)	(1,905)	(7,065)	(10,720)
<b>Obligations under life income agreements at June 30, 2021</b>	<b>17,167</b>	<b>21,662</b>	<b>64,880</b>	<b>114,002</b>
Less: Current portion	(306)	(1,192)	(7,179)	(12,278)
<b>Noncurrent portion at June 30, 2021</b>	<b>\$16,861</b>	<b>\$20,470</b>	<b>\$57,701</b>	<b>\$101,724</b>
<i>Year Ended June 30, 2020</i>				
Balance at June 30, 2019	\$17,652	\$18,967	\$66,226	\$101,897
New obligations to beneficiaries and changes in liability, net	4,247	2,136	10,129	2,842
Payments to beneficiaries	(2,425)	(1,206)	(6,970)	(9,858)
<b>Obligations under life income agreements at June 30, 2020</b>	<b>19,474</b>	<b>19,897</b>	<b>69,385</b>	<b>94,881</b>
Less: Current portion	(1,147)	(618)	(7,706)	(10,441)
<b>Noncurrent portion at June 30, 2020</b>	<b>\$18,327</b>	<b>\$19,279</b>	<b>\$61,679</b>	<b>\$84,440</b>

## 13. DEBT

The University directly finances the construction, renovation and acquisition of facilities and equipment, or for such other purposes as are authorized by The Regents through the issuance of debt obligations or indirectly through structures that involve legally separate entities reported as blended component units. Commercial paper and bank loans provide interim financing. Long-term financing includes revenue bonds, financing obligations and other borrowings.

The University's outstanding debt at June 30 is as follows:

(in thousands of dollars)	WEIGHTED AVERAGE INTEREST RATE	INTEREST RATE RANGE	MATURITY YEARS	2021	2020
<b>INTERIM FINANCING:</b>					
Commercial paper		0 - 0.2%	2021 - 2022	\$370,000	\$1,327,000
<b>LONG-TERM FINANCING:</b>					
<i>University of California General Revenue Bonds:</i>					
Fixed rate	4.5%	0.2 - 7.6%	2022 - 2115	14,205,356	11,071,095
Variable rate	0.02%	0.02 - 0.07%	2037 - 2048	750,000	750,000
University of California Limited Project Revenue Bonds	4.5%	0.3 - 6.3%	2022 - 2058	5,805,920	4,824,835
<i>University of California Medical Center Pooled Revenue Bonds:</i>					
Fixed rate	4.10%	1.9 - 6.6%	2022 - 2120	4,156,970	4,215,285
Variable rate	0.02%	0.01 - 0.02%	2022 - 2047	233,410	237,270
Unamortized bond premium				1,459,577	1,206,141
<b>University of California revenue bonds</b>	<b>4.2%</b>			<b>26,611,233</b>	<b>22,304,626</b>
Financing obligations		0 - 11.8%	2021 - 2042	145,654	186,427
Other University borrowings		Various	2021 - 2055	889,472	913,410
Blended component unit revenue bonds, net	4.8%	3 - 6.5%	2022 - 2054	2,207,717	1,921,285
<b>Total outstanding debt</b>				<b>30,224,076</b>	<b>26,652,748</b>
Less: Commercial paper				(370,000)	(1,327,000)
Current portion of outstanding debt				(1,840,330)	(1,996,183)
<b>Noncurrent portion of outstanding debt</b>				<b>\$28,013,746</b>	<b>\$23,329,565</b>

The activity with respect to the University's current and noncurrent debt, including the revenue bonds associated with blended component units, for the years ended June 30 is as follows:

<i>(in thousands of dollars)</i>	UNIVERSITY REVENUE BONDS	FINANCING OBLIGATIONS	OTHER UNIVERSITY BORROWINGS	BLENDED COMPONENT UNIT REVENUE BONDS	TOTAL
<i>Year Ended June 30, 2021</i>					
Long-term debt and financing obligations at June 30, 2020	\$22,304,626	\$186,427	\$913,410	\$1,921,285	\$25,325,748
New obligations	5,161,080	7,224	19,961	277,425	5,465,690
Bond premium, net	350,338			37,251	387,589
Refinancing or prepayment of outstanding debt	(439,120)		(42)		(439,162)
Scheduled principal payments	(668,790)	(47,997)	(43,857)	(20,315)	(780,959)
Amortization of bond premium	(96,901)			(7,929)	(104,830)
<b>Long-term debt and financing obligations at June 30, 2021</b>	<b>26,611,233</b>	<b>145,654</b>	<b>889,472</b>	<b>2,207,717</b>	<b>29,854,076</b>
Less: Current portion	(1,587,228)	(23,788)	(194,697)	(34,617)	(1,840,330)
<b>Noncurrent portion at June 30, 2021</b>	<b>\$25,024,005</b>	<b>\$121,866</b>	<b>\$694,775</b>	<b>\$2,173,100</b>	<b>\$28,013,746</b>
<i>Year Ended June 30, 2020</i>					
Long-term debt and financing obligations at June 30, 2019	\$21,286,634	\$188,140	\$801,046	\$1,733,839	\$24,009,659
New obligations	1,949,210	47,978	206,587	175,065	2,378,840
Bond premium, net				35,231	35,231
Refinancing or prepayment of outstanding debt	(149,025)		(68,953)		(217,978)
Scheduled principal payments	(690,780)	(49,691)	(25,270)	(11,840)	(777,581)
Amortization of bond premium	(91,413)			(11,010)	(102,423)
<b>Long-term debt and financing obligations at June 30, 2020</b>	<b>22,304,626</b>	<b>186,427</b>	<b>913,410</b>	<b>1,921,285</b>	<b>25,325,748</b>
Less: Current portion	(1,726,406)	(44,058)	(194,263)	(31,456)	(1,996,183)
<b>Noncurrent portion at June 30, 2020</b>	<b>\$20,578,220</b>	<b>\$142,369</b>	<b>\$719,147</b>	<b>\$1,889,829</b>	<b>\$23,329,565</b>

## Commercial Paper

The University has available a \$2.0 billion commercial paper program, issued in two series, with tax-exempt and taxable components. Commercial paper may be issued for interim financing for capital projects, interim financing of equipment, financing of working capital for the medical centers, standby or interim financing for gift financed projects and working capital for the University.

The program's liquidity is primarily supported by available investments in STIP and TRIP. Commercial paper is collateralized by a pledge of the revenues derived from the ownership or operation of the projects financed and constitutes limited obligations of the University. There is no encumbrance, mortgage or other pledge of property securing commercial paper and the paper does not constitute general obligations of the University.

Commercial paper outstanding, including interest rates, at June 30 is as follows:

<i>(in thousands of dollars)</i>	2021		2020	
	INTEREST RATES	OUTSTANDING	INTEREST RATES	OUTSTANDING
Tax-exempt	0.08 - 0.11%	\$25,530	0.08 - 1.15%	\$976,630
Taxable	0.04 - 0.16%	344,470	0.15 - 1.72%	350,370
<b>Total outstanding</b>		<b>\$370,000</b>		<b>\$1,327,000</b>

The expectation is that the University will continue to utilize available investments for liquidity support of the commercial paper program. Alternatively, the University may utilize lines of credit from external banks for the purpose of providing additional liquidity support for the commercial paper program. As of June 30, 2021, the University has two revolving credit agreements totaling \$700.0 million. There were no borrowings against the revolving credit lines as of June 30, 2021.

## University of California Revenue Bonds

Revenue bonds have financed various auxiliary, administrative, academic, medical center and research facilities of the University. The bonds generally have annual principal and semiannual or monthly interest payments, serial and term maturities, contain sinking fund requirements and may have optional redemption provisions. Revenue bonds are not collateralized by any encumbrance, mortgage or other pledge of property, except pledged revenues, and do not constitute general obligations of The Regents. Revenue Bond Indentures require the University to use the facilities in a way which will not cause the interest on the tax-exempt bonds to be included in the gross income of the bondholders for federal tax purposes. The Indentures permit the University to issue additional bonds as long as certain conditions are met.

General Revenue Bonds are collateralized solely by General Revenues as defined in the General Revenue Bond Indenture. General Revenues are certain operating and nonoperating revenues of the University consisting of gross student tuition and fees; a portion of state appropriations; facilities and administrative cost recovery from contracts and grants; revenues from educational, auxiliary and other activities; and other revenues, including unrestricted investment income. The General Revenue Bond Indenture requires the University to set rates, charges and fees each year sufficient for General Revenues to pay for the annual principal and interest on the bonds and certain other covenants. The pledge of General Revenues for interest rate swap agreements is on a parity basis with the University's General Revenue Bonds. General Revenues for the years ended June 30, 2021 and 2020 were \$16.8 billion and \$18.1 billion, respectively.

Limited Project Revenue Bonds are issued to finance auxiliary enterprises and are collateralized by a pledge consisting of the sum of the gross revenues of specific projects. The Limited Project Revenue Bond Indenture requires the University to achieve the sum of revenues equal to 1.1 times debt service and to maintain certain other covenants. The pledge of revenues for Limited Project Revenue Bonds is subordinate to the pledge of revenues for General Revenue Bonds, but senior to pledges for commercial paper notes. Pledged revenues for the years ended June 30, 2021 and 2020 were \$656.3 million and \$1.3 billion, respectively.

Medical Center Pooled Revenue Bonds are issued to finance the University's medical center facilities and are collateralized by a joint and several pledges of the gross revenues of all five of the University's medical centers. Medical center gross revenues are excluded from General Revenues. The Medical Center Pooled Revenue Bond Indenture requires the medical centers to set rates, charges and fees each year sufficient for the Medical Centers' total operating and nonoperating revenues to pay for the annual principal and interest on the bonds and certain other covenants. The pledge of medical center revenues for interest rate swap agreements may be at parity with, or subordinate to, Medical Center Pooled Revenue Bonds. Pledged revenues of the medical centers for the years ended June 30, 2021 and 2020 were \$15.8 billion and \$14.4 billion, respectively.

### 2021 Activity

In March 2021, General Revenue Bonds totaling \$1.4 billion, including \$1.1 billion in taxable bonds, were issued to finance the acquisition, construction, improvement and renovation of certain facilities of the University. The taxable bonds mature at various dates through 2051 and have a stated weighted average interest rate of 2.8 percent. Proceeds of \$475.0 million of the taxable bonds will be used for operations. Proceeds of the tax-exempt bonds and the remaining proceeds of the taxable bonds, including a bond premium of \$58.8 million, were used to pay for project construction and issuance costs and to repay \$590.2 million of outstanding General Revenue Bonds between 2021 and 2024. The tax-exempt bonds have a stated weighted average interest rate of 4.2 percent. The deferred premium will be amortized as a reduction to interest expense over the term of the bonds. The refinancing and refunding of previously outstanding bonds resulted in cash flow savings of \$42.9 million and economic gain of \$34.6 million.

In March 2021, Limited Project Revenue Bonds totaling \$1.1 billion, including \$392.9 million in taxable bonds, were issued to finance the acquisition, construction, improvement and renovation of certain facilities of the University. The taxable bonds mature at various dates through 2051 and have a stated weighted average interest rate of 2.6 percent. Proceeds of the tax-exempt bonds and the remaining proceeds of the taxable bonds, including a bond premium of \$124.2 million, were used to pay for project construction and issuance costs and to repay \$23.7 million of outstanding Limited Project Revenue Bonds in 2021 and 2022. The tax-exempt bonds have a stated weighted average interest rate of 4 percent. The deferred premium will be amortized as a reduction to interest expense over the term of the bonds.

In March 2021, the University priced \$411.7 million of tax-exempt Limited Project Revenue Bonds that are expected to be delivered in February 2022. Proceeds of the bonds, including a bond premium of \$90.9 million, will be used to pay for issuance costs and to repay \$495.5 million of outstanding Limited Project Revenue Bonds at the call date. The bonds will have a stated weighted average interest rate of 5.0 percent. The deferred premium will be amortized as a reduction to interest expense over the term of the bonds. While the University has entered into an agreement with underwriters for delivery of the bonds, no guarantee can be made that the bonds will be delivered and that the outstanding bonds will be repaid.

In July 2020, General Revenue Bonds totaling \$2.6 billion, including \$826.2 million in tax-exempt bonds and \$1.8 billion in taxable bonds, were issued for working capital purposes and to finance and refinance the acquisition, construction, improvement and renovation of certain facilities of the University. The bonds mature at various dates through 2050. Proceeds of \$1.5 billion of the taxable bonds will be used for operations. Proceeds of the tax-exempt bonds and the remaining proceeds of the taxable bonds, including a bond premium of \$190.3 million, were used to pay for project construction and issuance costs and to repay \$45.7 million of outstanding General Revenue Bonds in August 2020. The tax-exempt bonds have a stated weighted average interest rate of 4.2 percent. The taxable bonds have a stated weighted average interest rate of 1.5 percent. The deferred premium will be amortized as a reduction to interest expense over the term of the bonds.

### **2020 Activity**

In March 2020, Medical Center Pooled Revenue Bonds totaling \$1.9 billion, including \$1.8 billion in taxable bonds, were issued to finance the acquisition, construction, improvement and renovation of certain facilities at the University's medical centers. The taxable bonds mature at various dates through 2120 and have a stated weighted average interest rate of 3.4 percent. In addition, \$149.2 million in variable bonds were issued to refund \$149.0 million of Medical Center Pooled Revenue Bonds indexed to LIBOR.

### **Capital Leases**

Capital leases entered into with other lessors, typically for equipment, totaled \$7.2 million and \$48.0 million for the years ended June 30, 2021 and 2020, respectively.

### **Other University Borrowings**

Other University borrowings consist of contractual obligations resulting from the acquisition of land or buildings and the construction and renovation of certain facilities, along with the borrowing component associated with a hybrid derivative instrument.

The University may use uncollateralized revolving lines of credit with commercial banks for capital purposes and to provide interim financing for buildings and equipment. Lines of credit commitments for general corporate purposes, which expire on November 30, 2022, totaled \$200.0 million at June 30, 2021 and \$400.0 million at June 30, 2020. Outstanding borrowings under these bank lines totaled \$150.0 million at June 30, 2021 and 2020.

Certain of the interest rate swaps are considered hybrid instruments. As such, the interest rate swaps are comprised of a derivative instrument and a companion instrument recorded as a borrowing. The unamortized amount of the borrowing was \$76.7 million and \$81.7 million at June 30, 2021 and 2020, respectively.

In August 2016, the University entered into an agreement with a developer to design, construct, finance, operate and maintain certain auxiliary, administrative, academic and research facilities of one of its campuses through 2055. Construction of all of the facilities was completed in the summer of 2020. Payments under this agreement have two components: the first component of the agreement is related to the operations and maintenance of the facilities; the second component is to service the private debt incurred by the developer. The payments for servicing the private debt are being treated as capital leases and are recorded as other borrowings by the University. The operations and maintenance component of the payments will be expensed as incurred. In the event that the operations and maintenance agreement with the developer is terminated, the outstanding portion of the private debt incurred by the developer would become an obligation of the University. The outstanding amount of the borrowing was \$625.0 million and \$652.0 million at June 30, 2021 and 2020, respectively.

## **Blended Component Unit Revenue Bonds**

### ***Student Housing***

The University has entered into ground leases with legally separate nonprofit corporations that develop and own student housing projects and related amenities and improvements on three University campuses through the use of project limited liability corporations (LLC). Each LLC, through a conduit issuer, has outstanding Student Housing LLC Revenue Bonds to finance the construction of the student housing facilities. Each LLC manages the premises. The University's reversionary interest in the land is not subordinated. All costs associated with the ownership, operation and management of the improvements are the obligation of each LLC. Student rental rates are established in order to provide for operating expenses and maintain the required debt service coverage ratios. The bonds generally have annual principal and semiannual interest payments, serial and term maturities, certain sinking fund requirements and optional redemption provisions. They are not collateralized by any encumbrance, mortgage or other pledge of property, except pledged revenues of the student housing projects, and do not constitute general obligations of The Regents.

In May 2021, one of the LLCs, through its conduit issuer, issued additional Student Housing LLC Revenue Bonds totaling \$277.4 million. The bonds mature at various dates through 2054 and have a stated weighted average interest rate of 3.6 percent. Proceeds, including a bond premium of \$40.7 million were used to pay for project construction and issuance costs. The deferred premium will be amortized as a reduction to interest expense over the term of the bonds.

In July 2019, one of the LLCs, through its conduit issuer, issued additional Student Housing LLC Revenue Bonds totaling \$175.1 million. The bonds mature at various dates through 2052 and have a stated weighted average interest rate of 5.0 percent. Proceeds, including a bond premium of \$35.4 million, were used to pay for project construction and issuance costs. The deferred premium will be amortized as a reduction to interest expense over the term of the bonds.

At June 30, 2021 and 2020, the LLCs, through a conduit issuer, have outstanding Student Housing LLC Revenue Bonds totaling \$1.6 billion and \$1.3 billion, respectively. The bonds mature at various dates through 2054 and have a weighted average interest rate of 4.6 percent.

### ***Research Facilities***

The University has a public/private partnership, for the purpose of developing, constructing and managing a neuroscience research and laboratory building and a psychiatry youth and family center with a legally separate, nonprofit corporation (the Corporation). In connection with these facilities, the University entered into ground leases with the Corporation. The Corporation has entered into a sub-ground lease with a developer to construct, own and manage the facilities. The University agreed to lease all of the space in the building from the developer. The University's base rent payments are equal to the principal and interest payments on the bonds are issued by a conduit issuer and loaned to the nonprofit corporation to finance the construction of the building. As security on the bonds, the developer has assigned all payments received from the University for the space lease to the bond trustee.

At June 30, 2021, the Corporation, through a conduit issuer, has outstanding tax-exempt revenue bonds totaling \$184.8 million and taxable revenue bonds totaling \$188.0 million. At June 30, 2020, the Corporation, through a conduit issuer, has outstanding tax-exempt revenue bonds totaling \$190.7 million and taxable revenue bonds totaling \$188.0 million. The tax-exempt revenue bonds mature at various dates from 2022 to 2052 and have a weighted average interest rate of 5.0 percent. The tax-exempt revenue bonds generally have annual serial maturities, semiannual interest payments and optional redemption provisions. The taxable bonds mature from 2026 to 2049 and have an interest rate of 6.5 percent. The taxable bonds were issued as Build America Bonds, under which the U.S. Treasury is expected to send the conduit issuer 35.0 percent of the semiannual interest cost on the taxable bonds, making the net interest rate 4.3 percent post-subsidy. The taxable bonds have a term maturity with various certain annual sinking fund requirements, semiannual interest payments and optional redemption provisions.

In addition, the University entered into a ground lease with another legally separate, nonprofit corporation (the Consortium). The Consortium entered into an agreement with a developer to develop and own a research laboratory facility designed to expand collaborative work in stem cell research and facilitate its translation into tools and techniques to diagnose and treat degenerative diseases and other ailments. The developer constructed the research laboratory facility. All costs associated with the ownership, operation and management of the laboratory research facility are the obligation of the Consortium. The University, along with the other collaborative research partners, will lease space in the building.

The Consortium, through a conduit issuer, has outstanding revenue bonds totaling \$47.8 million and \$49.3 million at June 30, 2021 and 2020, respectively. The bonds mature at various dates through 2040 and have a weighted average interest rate of 4.4 percent. The bonds generally have annual principal and semiannual interest payments, serial and term maturities, certain sinking fund requirements and optional redemption provisions. Lease payments from the occupants of the building are pledged as collateral on the bonds. To the extent the lease payments are not sufficient to pay the debt service, the University is obligated to pay the shortfall.

## Future Debt Service and Hedging Derivative Interest Rate Swaps

Future debt service payments for the University's fixed- and variable-rate debt for each of the five fiscal years subsequent to June 30, 2021, and thereafter are as presented below. Although not a prediction by the University of the future interest cost of the variable-rate bonds, these amounts assume that current interest rates on variable-rate bonds will not change. As these rates vary, variable-rate bond interest payments will vary.

<i>(in thousands of dollars)</i>	COMMERCIAL PAPER	MEDICAL CENTER REVENUE BONDS	UNIVERSITY REVENUE BONDS	FINANCING OBLIGATIONS	OTHER UNIVERSITY BORROWINGS	BLENDED COMPONENT UNIT REVENUE BONDS	TOTAL PAYMENTS	PRINCIPAL	INTEREST
<i>Year Ending June 30</i>									
2022	\$370,088	\$258,706	\$1,291,247	\$29,538	\$172,217	\$115,951	\$2,237,747	\$1,092,234	\$1,145,513
2023		258,081	1,296,183	24,973	23,980	128,187	1,731,404	614,386	1,117,018
2024		252,558	1,323,971	17,151	22,631	129,336	1,745,647	650,354	1,095,295
2025		251,897	1,731,987	12,744	22,274	134,939	2,153,841	1,082,410	1,071,431
2026		250,178	1,795,481	9,510	22,468	135,951	2,213,588	1,179,792	1,033,796
2027-2031		1,193,257	7,897,247	39,435	111,324	687,322	9,928,585	5,303,592	4,624,988
2032-2036		1,162,356	5,859,405	33,683	108,835	685,177	7,849,456	4,180,769	3,668,684
2037-2041		1,227,083	5,018,467	39,525	122,179	623,167	7,030,421	4,393,230	2,637,191
2042-2046		1,196,572	3,678,102	5,544	105,908	520,564	5,506,690	3,860,360	1,646,332
2047-2051		1,202,153	2,485,827		98,028	479,906	4,265,914	3,321,129	944,785
2052-2056		193,970	506,995		94,874	90,117	885,956	328,930	557,028
2057-2120		1,972,256	5,152,388				7,124,644	2,553,111	4,571,535
<b>Total future debt service</b>	<b>370,088</b>	<b>9,419,067</b>	<b>38,037,300</b>	<b>212,103</b>	<b>904,718</b>	<b>3,730,617</b>	<b>52,673,893</b>	<b>\$28,560,297</b>	<b>\$24,113,596</b>
Less: Interest component of future payments	(88)	(5,028,688)	(17,276,025)	(66,446)	(15,246)	(1,727,103)	(24,113,596)		
<b>Principal portion of future payments</b>	<b>370,000</b>	<b>4,390,379</b>	<b>20,761,275</b>	<b>145,657</b>	<b>889,472</b>	<b>2,003,514</b>	<b>28,560,297</b>		
<i>Adjusted by:</i>									
Unamortized bond premium		146,481	1,313,096			204,202	1,663,779		
<b>Total debt</b>	<b>\$370,000</b>	<b>\$4,536,860</b>	<b>\$22,074,371</b>	<b>\$145,657</b>	<b>\$889,472</b>	<b>\$2,207,716</b>	<b>\$30,224,076</b>		

Long-term debt does not include \$1.0 billion of defeased liabilities at June 30, 2021. Investments that have maturities and interest rates sufficient to fund retirement of these liabilities are being held in irrevocable trusts for the debt service payments. Neither the assets of the trusts nor the outstanding obligations are included in the University's statement of net position.

General Revenue Bonds of \$750.0 million are variable-rate demand bonds which primarily reset daily and, in the event of a failed remarketing, can be put back to The Regents for tender. The University has classified these bonds as current liabilities as of June 30, 2021.

Medical Center Pooled Revenue Bonds of \$233.4 million are variable-rate demand bonds which give the debt holders the ability to tender the bonds back to the University upon demand. The University has classified these bonds as current liabilities as of June 30, 2021.

For the University's cash flow hedges, future debt service payments for the University's variable-rate debt and net receipts or payments on the associated hedging derivative instruments for each of the five fiscal years subsequent to June 30, 2021, and thereafter are as presented below. Although not a prediction by the University of the future interest cost of the variable-rate bonds or the impact of the interest rate swaps, using rates as of June 30, 2021, combined debt service requirements of the variable-rate debt and net swap payments are as follows:

	VARIABLE-RATE BONDS		INTEREST RATE SWAP, NET	TOTAL PAYMENTS
(in thousands of dollars)	PRINCIPAL	INTEREST		
Year Ending June 30				
2022	\$3,995	\$130	\$18,661	\$22,786
2023	7,510	133	18,535	26,178
2024	7,815	132	18,935	26,882
2025	8,125	129	19,003	27,257
2026	8,455	128	18,733	27,316
2027-2031	47,745	613	89,262	137,620
2032-2036	33,325	569	81,775	115,669
2037-2041	42,815	536	52,338	95,689
2042-2046	403,200	432	8,200	411,832
2047-2048	270,425	57	544	271,026
Total	\$833,410	\$2,859	\$325,986	\$1,162,255

## 14. DEFERRED OUTFLOWS AND INFLOWS OF RESOURCES

The University's composition of deferred outflows and inflows of resources at June 30 are summarized as follows:

(in thousands of dollars)	SERVICE CONCESSION ARRANGEMENTS	NET PENSION LIABILITY	NET RETIREE HEALTH BENEFITS LIABILITY	DEBT REFUNDING	INTEREST RATE SWAP AGREEMENTS	ROYALTY SALES	IRREVOCABLE SPLIT-INTEREST AGREEMENTS	ASSET RETIREMENT OBLIGATIONS	ACQUISITIONS	TOTAL
<i>At June 30, 2021</i>										
Deferred outflows of resources		\$3,302,286	\$5,952,043	\$271,008	\$154,182			\$73,141	\$4,538	\$9,757,198
Deferred inflows of resources	\$237,787	11,182,115	5,588,744	7,007		\$338,549	\$80,048			17,434,250
<i>At June 30, 2020</i>										
Deferred outflows of resources		\$6,969,977	\$7,012,719	\$285,541	\$259,944			\$87,599	\$6,354	\$14,622,134
Deferred inflows of resources	\$243,271	239,553	6,282,427	1,292		\$390,111	\$94,721			7,251,375

The campus foundations' deferred inflows of resources are primarily related to irrevocable split-interest agreements.

## 15. UNIVERSITY OF CALIFORNIA RETIREMENT PLANS

Most University employees participate in UCRS. UCRS consists of UCRP, a governmental defined benefit plan funded with University and employee contributions; UCRSP, which includes defined contribution plans with options to participate in internally or externally managed investment portfolios generally funded with employee nonelective and elective contributions; and UC-VERIP, a defined benefit plan for University employees who were members of the California Public Employees' Retirement System (CalPERS) who elected early retirement. Other retirement plans include the Children's Hospital and Research Center at Oakland (CHRCO) Pension Plan, a defined benefit plan fully funded with CHRCO contributions and the Orange County Employees' Retirement System (OCERS) retirement plan, a cost-sharing multiemployer defined benefit pension plan for former employees of an Orange County hospital center who chose to remain with OCERS at the time the hospital was acquired by the University. The Regents has the authority to establish and amend UCRS, and administration authority with respect to the UCRS plans is vested with the President of the University as plan administrator. CHRCO administers the CHRCO Pension Plan as the Sponsor and plan assets are held by US Bank (the Trustee).



Condensed financial information related to each plan in UCRS and the changes in pension liability for UCRP, UC-VERIP and the CHRCO Pension Plan for the year ended June 30, 2021 is as follows:

<i>(in thousands of dollars)</i>	UNIVERSITY OF CALIFORNIA					
	UNIVERSITY OF CALIFORNIA RETIREMENT PLAN	UNIVERSITY OF CALIFORNIA UC-VERIP	SUBTOTAL	UNIVERSITY OF CALIFORNIA RETIREMENT SAVINGS PROGRAM	TOTAL	CHILDREN'S HOSPITAL & RESEARCH CENTER AT OAKLAND PENSION PLAN
<b>CONDENSED STATEMENT OF PLAN FIDUCIARY NET POSITION</b>						
Investments at fair value	\$92,026,542	\$78,655	\$92,105,197	\$32,471,296	\$124,576,493	\$621,785
Participants' interests in mutual funds				2,406,949	2,406,949	
Investment of cash collateral	5,465,765	4,551	5,470,316	3,898,876	9,369,192	
Other assets	600,024	72	600,096	236,426	836,522	
<b>Total assets</b>	<b>98,092,331</b>	<b>83,278</b>	<b>98,175,609</b>	<b>39,013,547</b>	<b>137,189,156</b>	<b>621,785</b>
Collateral held for securities lending	5,465,765	4,551	5,470,316	3,898,876	9,369,192	
Other liabilities	876,768	2,523	879,291	366,773	1,246,064	
<b>Total liabilities</b>	<b>6,342,533</b>	<b>7,074</b>	<b>6,349,607</b>	<b>4,265,649</b>	<b>10,615,256</b>	
<b>Net position held in trust</b>	<b>\$91,749,798</b>	<b>\$76,204</b>	<b>\$91,826,002</b>	<b>\$34,747,898</b>	<b>\$126,573,900</b>	<b>\$621,785</b>
<b>CONDENSED STATEMENT OF CHANGES IN PLANS' FIDUCIARY NET POSITION</b>						
Contributions	\$3,758,997		\$3,758,997	\$1,856,854	\$5,615,851	\$31,752
Net appreciation in fair value of investments	18,987,863	\$16,092	19,003,955	6,734,363	25,738,318	
Investment and other income, net	2,451,433	2,185	2,453,618	569,647	3,023,265	111,835
<b>Total additions</b>	<b>25,198,293</b>	<b>18,277</b>	<b>25,216,570</b>	<b>9,160,864</b>	<b>34,377,434</b>	<b>143,587</b>
Benefit payment and participant withdrawals	4,299,910	3,750	4,303,660	1,675,914	5,979,574	19,684
Other deductions	64,826	4	64,830	4,066	68,896	3,600
<b>Total deductions</b>	<b>4,364,736</b>	<b>3,754</b>	<b>4,368,490</b>	<b>1,679,980</b>	<b>6,048,470</b>	<b>23,284</b>
<b>Change in net position held in trust</b>	<b>20,833,557</b>	<b>14,523</b>	<b>20,848,080</b>	<b>7,480,884</b>	<b>28,328,964</b>	<b>120,303</b>
<b>Net position held in trust</b>						
Beginning of year	70,916,241	61,681	70,977,922	27,267,014	98,244,936	501,482
<b>End of year</b>	<b>\$91,749,798</b>	<b>\$76,204</b>	<b>\$91,826,002</b>	<b>\$34,747,898</b>	<b>\$126,573,900</b>	<b>\$621,785</b>
<b>CHANGES IN TOTAL PENSION LIABILITY</b>						
Service cost	\$2,564,134		\$2,564,134			\$14,873
Interest	6,311,412	\$1,513	6,312,925			38,932
Difference between expected and actual experience	462,839	179	463,018			18,527
Changes of assumptions or other inputs						(2,413)
Benefits paid, including refunds of employee contributions	(4,299,910)	(3,750)	(4,303,660)			(19,684)
<b>Net change in total pension liability</b>	<b>5,038,475</b>	<b>(2,058)</b>	<b>5,036,417</b>			<b>50,235</b>
<b>Total pension liability</b>						
Beginning of year	92,625,385	24,117	92,649,502			593,916
<b>End of year</b>	<b>97,663,860</b>	<b>22,059</b>	<b>97,685,919</b>			<b>644,151</b>
<b>Net pension liability (asset), end of year</b>	<b>\$5,914,062</b>	<b>(\$54,145)</b>	<b>\$5,859,917</b>			<b>\$22,366</b>

Additional information on the retirement plans can be obtained from the 2020-2021 annual reports of the University of California Retirement System which can be found at <http://reportingtransparency.universityofcalifornia.edu/>.



## University of California Retirement Plan

UCRP provides lifetime retirement income, disability protection, death benefits and postretirement and preretirement survivor benefits to eligible employees of the University, and its affiliates. Prior to July 1, 2016, membership in UCRP was required for all employees appointed to work at least 50 percent time for one year or more or for an indefinite period or for a definite period of a year or more. Effective July 1, 2016, certain employees were given a choice to participate in UCRP or select a defined contribution plan option. An employee may also become eligible by completing 1,000 hours within a 12-month period. Generally, five years of service are required for entitlement to UCRP plan benefits. The amount of pension benefit is determined under the basic formula of covered compensation times age factor times years of service credit. The maximum monthly benefit cannot exceed 100 percent of the employee's highest average plan compensation over a 36-month period, subject to certain limits imposed under the Internal Revenue Code or plan provisions. Annual cost-of-living adjustments (COLAs) are made to monthly benefits according to a specified formula based on the Consumer Price Index. Ad hoc COLAs may be granted subject to funding availability.

The University's membership in UCRP consisted of the following at June 30, 2021:

	CAMPUSES AND MEDICAL CENTERS	DOE NATIONAL LABORATORIES	UNIVERSITY OF CALIFORNIA
Retirees and beneficiaries receiving benefits	70,068	12,944	83,012
Inactive members entitled to, but not receiving benefits	97,952	8,339	106,291
Active members:			
Vested	80,623	1,753	82,376
Nonvested	48,022	700	48,722
<b>Total active members</b>	<b>128,645</b>	<b>2,453</b>	<b>131,098</b>
<b>Total membership</b>	<b>296,665</b>	<b>23,736</b>	<b>320,401</b>

## Contributions

Contributions to UCRP are based upon rates determined by The Regents. The Regents' funding policy provides for contributions at rates to maintain UCRP on an actuarially sound basis. While the University's independent actuary annually determines the total funding policy contributions, the University is not required to contribute an amount equal to the total funding contribution. The actual contributions and the contribution rates of the University and employees are based on numerous factors, including the availability of funds to the University, the impact of employee contributions on the competitiveness of the University's total remuneration package, and collective bargaining agreements.

The Regents determines the portion of the total contribution to be made by the employer and by the employees, and employee contribution rates for represented employees are subject to collective bargaining. Effective July 1, 2014, employee contribution rates range from 7.0 percent to 9.0 percent. The University pays a uniform contribution rate on behalf of all UCRP active members. The contribution rate was 14.0 percent for the year ended June 30, 2020 and 14.5 percent for the year ended June 30, 2021.

Employee contributions to UCRP are accounted for separately and currently accrue interest at 6.0 percent annually. Upon termination, members may elect a refund of their contributions plus accumulated interest; vested terminated members who are eligible to retire may also elect monthly retirement income or possibly a lump sum equal to the present value of their accrued benefits.

Both current employees and retirees at LBNL participate in UCRP. The University makes contributions to UCRP for LBNL employees based upon rates authorized by The Regents and is reimbursed by the DOE. The University also makes contributions to UCRP for LANL and LLNL retirees and terminated vested members whose benefits were retained in UCRP at the time the joint ventures were formed. The contributions for the LANL and LLNL are actuarially determined based upon a contractual arrangement with the DOE that incorporates a formula targeted to maintain the LANL and LLNL segments within UCRP at a 100-percent funded level. The University is reimbursed by the DOE for these contributions. The net of the DOE pension asset or liability and the related deferred inflows and outflows of resources will be reimbursed under the contracts, and a receivable from the DOE or payable to the DOE is recorded. As of June 30, 2021 and 2020, the University reported \$0.6 billion and \$1.0 billion, respectively, as other noncurrent Department of Energy receivables for pension liabilities. Contributions of \$166.9 million and \$137.7 million were deposited into UCRP on behalf of the DOE for the years ended June 30, 2021 and 2020, respectively.

## Net Pension Liability

All UCRP assets are available to pay any member's benefit. However, assets and liabilities for the campus and medical center segment of UCRP are internally tracked separately from the DOE national laboratory segments of UCRP. The net pension liability for UCRP was as follows:

<i>(in thousands of dollars)</i>	CAMPUSES AND MEDICAL CENTERS	DOE NATIONAL LABORATORIES	UNIVERSITY OF CALIFORNIA
<i>At June 30, 2021</i>			
UCRP net position	\$80,873,774	\$10,876,024	\$91,749,798
Total pension liability	87,532,664	10,131,196	97,663,860
<b>Net pension liability (asset)</b>	<b>\$6,658,890</b>	<b>(\$744,828)</b>	<b>\$5,914,062</b>
<i>At June 30, 2020</i>			
UCRP net position	\$62,117,363	\$8,798,878	\$70,916,241
Total pension liability	82,502,226	10,123,159	92,625,385
<b>Net pension liability</b>	<b>\$20,384,863</b>	<b>\$1,324,281</b>	<b>\$21,709,144</b>

The net pension liability for UCRP was measured as of June 30 and was calculated using the plan net position valued as of the measurement date and total pension liability determined based upon rolling forward the total pension liability from the results of the actuarial valuations as of July 1, one year prior to the measurement date. Actuarial valuations represent a long-term perspective and involve estimates of the value of reported benefits and assumptions about the probability of occurrence of events far into the future. Actuarial assumptions are subject to periodic revisions as actual results are compared with past expectations and new estimates are made about the future. The actuarial assumptions used as of June 30, 2021 were based on the results of the most recent experience study covering the period of July 1, 2014 through June 30, 2018. The net pension liability for UCRP was calculated using the following methods and assumptions:

Inflation	2.50%
Investment rate of return	6.75
Projected salary increases	3.65 - 5.95
Cost-of-living adjustments	2.00

For preretirement mortality rates, the Pub-2010 Teacher Employee Amount-Weighted Above-Median Mortality Table was used. For postretirement, healthy mortality rates were based on the Pub-2010 Healthy Teacher Amount-Weighted Above-Median Mortality Table multiplied by 90 percent for male faculty members, 95 percent for female faculty members, 100 percent for other male members and 110 percent for other female members. For beneficiaries of retired members, rates were based on the Pub-2010 Contingent Survivor Amount-Weighted Above-Median Mortality Table multiplied by 100 percent for males and 90 percent for females. For disabled members, rates were based on the Pub-2010 Non-Safety Disabled Retiree Amount-Weighted Mortality Table. All mortality tables above were projected generationally with the two-dimensional mortality improvement scale MP-2018.

The long-term expected investment rate of return assumption for UCRP was determined using a building-block method in which expected future real rates of return (expected returns, net of inflation) are developed for each major asset class. These returns are combined to produce the long-term expected rate of return by weighting the expected future real rates of return by the target asset allocation percentage, adding expected inflation and subtracting expected expenses and a risk margin. The target allocation and projected arithmetic real rates of return for each major asset class, after deducting inflation, but before deducting investment expenses, used in the derivation of the long-term expected investment rate of return assumption are summarized in the following table:

	TARGET ALLOCATION	LONG-TERM EXPECTED REAL RATE OF RETURN
<i>Asset class:</i>		
U.S. equity	27.6%	5.6%
Developed international equity	16.8	6.5
Emerging market equity	5.6	8.6
Core bonds	13.0	1.5
High-yield bonds	2.5	3.7
Treasury Inflation-Protected Securities	2.0	1.2
Emerging market debt	2.5	3.9
Private equity	10.0	9.2
Real estate	7.0	6.6
Absolute return	10.0	3.3
Real assets	3.0	5.6
<b>Total</b>	<b>100.0%</b>	

### **Discount Rate**

The discount rate used to estimate the net pension liability as of June 30, 2021 and 2020 was 6.75 percent. To calculate the discount rate, cash flows into and out of UCRP were projected in order to determine whether UCRP has sufficient cash in future periods for projected benefit payments for current members. For this purpose, University, state and member contributions that are intended to fund benefits of current plan members and their beneficiaries are included. Projected University contributions that are intended to fund the service costs of future plan members and their beneficiaries, as well as projected contributions of future plan members, are not included. UCRP was projected to have assets sufficient to make projected benefit payments for current members for all future years as of June 30, 2021 and 2020.

### **Sensitivity of the Net Pension Liability to the Discount Rate Assumption**

The following presents the June 30, 2021 net pension liability of the University calculated using the June 30, 2021 discount rate assumption of 6.75 percent, as well as what the net pension liability would be if it were calculated using a discount rate different than the current assumption:

<i>(in thousands of dollars)</i>	1% DECREASE (5.75%)	CURRENT DISCOUNT (6.75%)	1% INCREASE (7.75%)
UCRP	\$19,142,430	\$5,914,062	(\$4,967,453)
UC-VERIP	(53,081)	(54,145)	(55,108)

## Deferred Outflows of Resources and Deferred Inflows of Resources

Deferred outflows of resources and deferred inflows of resources for pensions were related to the following sources:

<i>(in thousands of dollars)</i>	CAMPUSES AND MEDICAL CENTERS	DOE NATIONAL LABORATORIES	TOTAL UCRP	UC-VERIP	TOTAL
<i>At June 30, 2021</i>					
<b>DEFERRED OUTFLOWS OF RESOURCES</b>					
Difference between expected and actual experience	\$537,863		\$537,863		\$537,863
Changes of assumptions or other inputs	2,707,225		2,707,225		2,707,225
<b>Total</b>	<b>\$3,245,088</b>		<b>\$3,245,088</b>		<b>\$3,245,088</b>

<b>DEFERRED INFLOWS OF RESOURCES</b>					
Difference between expected and actual experience	\$171,271		\$171,271		\$171,271
Net difference between projected and actual earnings on pension plan investments	9,619,164	\$1,336,207	10,955,371	\$9,247	10,964,618
<b>Total</b>	<b>\$9,790,435</b>	<b>\$1,336,207</b>	<b>\$11,126,642</b>	<b>\$9,247</b>	<b>\$11,135,889</b>

<i>(in thousands of dollars)</i>	CAMPUSES AND MEDICAL CENTERS	DOE NATIONAL LABORATORIES	TOTAL UCRP	UC-VERIP	TOTAL
<i>At June 30, 2020</i>					
<b>DEFERRED OUTFLOWS OF RESOURCES</b>					
Difference between expected and actual experience	\$309,593		\$309,593		\$309,593
Changes of assumptions or other inputs	4,186,582		4,186,582		4,186,582
Net difference between projected and actual earnings on pension plan investments	2,087,946	\$295,167	2,383,113	\$1,997	2,385,110
<b>Total</b>	<b>\$6,584,121</b>	<b>\$295,167</b>	<b>\$6,879,288</b>	<b>\$1,997</b>	<b>\$6,881,285</b>

<b>DEFERRED INFLOWS OF RESOURCES</b>					
Difference between expected and actual experience	\$230,127		\$230,127		\$230,127
<b>Total</b>	<b>\$230,127</b>		<b>\$230,127</b>		<b>\$230,127</b>

Net deferred outflows of resources and deferred inflows of resources related to pensions will be recognized in pension expense during the years ended June 30 as follows:

<i>(in thousands of dollars)</i>	CAMPUSES AND MEDICAL CENTERS	DOE NATIONAL LABORATORIES	TOTAL UCRP	UC-VERIP	TOTAL
2022	(\$614,081)	(\$309,627)	(\$923,708)	(\$2,147)	(\$925,855)
2023	(832,732)	(297,218)	(1,129,950)	(2,040)	(1,131,990)
2024	(2,267,245)	(319,766)	(2,587,011)	(2,212)	(2,589,223)
2025	(2,831,289)	(409,596)	(3,240,885)	(2,848)	(3,243,733)
<b>Total</b>	<b>(\$6,545,347)</b>	<b>(\$1,336,207)</b>	<b>(\$7,881,554)</b>	<b>(\$9,247)</b>	<b>(\$7,890,801)</b>

## Defined Contribution Plan (DC Plan)

Under the Retirement Choice Program, effective July 1, 2016, newly hired (or becoming eligible) employees can elect a defined contribution option (Savings Choice) instead of participating in UCRP. For employees who elect this option, both the University and the participants make mandatory contributions, on a pretax basis, on eligible pay up to the IRC compensation limit. The participant contributes 7.0 percent and the University contributes 8.0 percent. University contributions are fully vested after one year of service. For employees who elect to participate in UCRP (Pension Choice) and who are subject to the California Public Employees' Pension Reform Act (PEPRA) maximum, both the University and the participants make mandatory DC Plan retirement contributions on a pretax basis. For designated faculty, the University contributes 5.0 percent to the DC Plan on all eligible pay up to the IRC compensation limit. For staff, the University contributes 3.0 percent to the DC Plan on eligible pay above the PEPRA maximum up to the IRC compensation limit. Both designated faculty and staff contribute 7.0 percent on eligible pay above the PEPRA maximum up to the IRC compensation limit. The University may also contribute on behalf of eligible senior managers. After five years of service, Savings Choice participants

are permitted to prospectively elect Pension Choice (Second Choice). The second choice window opens on January 1 following the completion of five years of service and closes on May 31 five years later. The Pension Choice election becomes effective on the next July 1. Employer contributions to the DC Plan were \$93.8 million and \$76.3 million for the years ended June 30, 2021 and 2020, respectively.

The DC Plan Pretax Account also includes mandatory contributions from part-time, seasonal and temporary employees at the University who are not currently participating in UCRP or another defined benefit plan to which the University contributes (Safe Harbor participants). Safe Harbor participation includes certain University student employees and resident aliens with F-1 and J-1 visa status. Safe Harbor participants contribute 7.5 percent of their gross salary (up to the Social Security wage base) to the DC Plan in lieu of deductions for Social Security taxes.

All University employees, except students who normally work fewer than 20 hours per week, are eligible to make voluntary contributions to the DC Plan After-Tax Account and defer taxation on the earnings until the accumulations are withdrawn. The maximum amount participants may contribute annually to the After-Tax Account is determined by the IRC §415(c) limit. The University may also make DC Plan contributions on behalf of eligible senior managers.

The Supplemental Defined Contribution Plan (SDC Plan) accepts employer contributions on behalf of certain designated employees. Employer contributions are fully vested, and there is no provision for employee contributions. There were no participants, assets or employer contributions to the SDC Plan for the years ended June 30, 2021 and 2020.

### **Tax Deferred 403(b) Plan**

The University's Tax-Deferred 403(b) Plan (403(b) Plan) accepts pretax employee contributions.

The University also makes 403(b) Plan retirement contributions on the summer or equivalent term salaries of eligible academic employees who teach, conduct research or provide administrative service during the summer session or an equivalent term. To be eligible, employees must hold academic year appointments and be active members of UCRP or another defined benefit plan to which the University contributes, be a Savings Choice participant, or be eligible for a primary retirement benefit option under the Retirement Choice Program even if not yet participating. The contribution rate is 7.0 percent of eligible salary, of which 3.5 percent is University-paid and 3.5 percent is employee-paid, both on a pretax basis. The University may also make contributions on behalf of eligible senior managers. Employer contributions to the 403(b) Plan were \$8.9 million and \$9.1 million for the years ended June 30, 2021 and 2020.

### **457(b) Deferred Compensation Plan**

The University's 457(b) Deferred Compensation Plan (457(b) Plan) accepts pretax employee contributions. There were no employer contributions to the 457(b) Plan for the years ended June 30, 2021 and 2020.

Participants in the DC Plan, the SDC Plan, the 403(b) Plan and the 457(b) Plan may direct their elective and nonelective contributions to investment funds managed by the Chief Investment Officer. They may also invest account balances in certain mutual funds. The participants' interests in mutual funds is shown separately in the statement of plans' fiduciary net position.

### **University of California Voluntary Early Retirement Incentive Program**

UC-VERIP is a defined benefit pension plan providing lifetime supplemental retirement income and survivor benefits to UC-VERIP members who elected early retirement under CalPERS. As of July 1, 2021, there are 384 retirees or beneficiaries receiving benefits under this voluntary early retirement program.

The University and the DOE laboratories previously made contributions to the UC-VERIP sufficient to maintain the promised benefits. The actuarially determined contributions are zero for the years ended June 30, 2021 and 2020.

### **Children's Hospital and Research Center at Oakland Pension Plan**

The Retirement Plan for CHRCO is a noncontributory defined benefit plan subject to the single employer defined benefit under ERISA rules that covers active and retired employees. The CHRCO Pension Plan was amended effective January 1, 2012 to exclude unrepresented employees hired or rehired on or after January 1, 2012. The CHRCO Pension Plan provides retirement, disability and death benefits to plan participants. Benefits are based on a participant's length of service, age at retirement and average compensation as defined by the CHRCO Pension Plan.

The net pension liability for the CHRCO Pension Plan was calculated based upon the following assumptions as of June 30, 2021: 2.8 percent inflation, 6.5 percent investment rate of return; Represented employees: 3.75% for 2021 and after; Unrepresented employees:

3.0% for 2022 and 2023 and 3.75% thereafter projected salary increases and no cost-of-living adjustments. CHRCO recognized pension expense of \$28.8 million at June 30, 2021 and \$43.3 million at June 30, 2020.

The actuarial assumptions used in the June 30, 2021 and 2020 valuations were based on the results of an experience review conducted during 2019. In 2021, the mortality rates were based on the Pri-2012 Mortality Table with fully generational projected mortality improvements using Scale MP-2020. In 2020, the mortality rates were based on the Pri-2012 Mortality Table with fully generational projected mortality improvements using Scale MP-2019.

Additional information on the CHRCO Pension Plan can be found in the annual reports, which can be obtained by writing to Children's Hospital Oakland, Finance Department, 747 52nd Street, Oakland, California 94609.

Membership in the CHRCO Pension Plan consisted of the following at June 30, 2021:

Retirees and beneficiaries receiving benefits	1,201
Inactive members entitled to, but not yet receiving benefits	1,168
Active members	1,989
<b>Total membership</b>	<b>4,358</b>

### **Contributions**

Employer contributions are determined under IRC Section 430. Employees are not required or permitted to contribute to the CHRCO Pension Plan.

### **Net Pension Liability**

The net pension liability for CHRCO was measured as of June 30 and the total pension liability was determined by an actuarial valuation as of January 1, rolled forward to June 30. The target allocation and projected arithmetic real rates of return, after deducting inflation, but before investment expenses, used in the derivation of the long-term expected investment rate of return assumption for each major asset class for the CHRCO Pension Plan are as follows:

	<b>PORTFOLIO PERCENTAGE</b>	<b>LONG-TERM EXPECTED REAL RATE OF RETURN</b>
<i>Asset class</i>		
U.S. equity large cap	40.0%	3.3%
U.S. equity small cap	20.0	4.1
Developed international equity	20.0	3.5
Emerging market equity	10.0	4.2
Core fixed income	10.0	(1.4)
<b>Total</b>	<b>100.0%</b>	

### **Discount Rate**

The discount rate used to estimate the net pension liability was 6.5 percent for June 30, 2021 and 2020. The projection of cash flows used to determine the discount rate assumes that CHRCO will make contributions to the CHRCO Pension Plan under IRC Section 430's minimum requirements for a period of 13 years, and that all future assumptions are met. Based on these assumptions, the pension plan's fiduciary net position is projected to be available to make all projected future benefit payments for current active and inactive employees.

### ***Sensitivity of the Net Pension Liability to the Discount Rate Assumption***

The following presents the June 30, 2021 net pension liability calculated using the June 30, 2021 discount rate assumption of 6.5 percent, as well as what the net pension liability would be if it were calculated using a discount rate different than the current assumption:

<i>(in thousands of dollars)</i>	<b>1% DECREASE (5.5%)</b>	<b>CURRENT DISCOUNT (6.5%)</b>	<b>1% INCREASE (7.5%)</b>
Net pension liability	\$112,744	\$22,366	(\$52,239)

### ***Deferred Outflows of Resources and Deferred Inflows of Resources***

As of June 30, deferred outflows of resources and deferred inflows of resources were as follows:

<i>(in thousands of dollars)</i>	<b>2021</b>	<b>2020</b>
<b>DEFERRED OUTFLOWS OF RESOURCES</b>		
Difference between expected and actual experience	\$35,852	\$25,865
Changes of benefit terms	31	58
Changes of assumptions	19,796	27,536
Net difference between projected and actual earnings on pension plan investments		33,625
<b>Total</b>	<b>\$55,679</b>	<b>\$87,084</b>
<b>DEFERRED INFLOWS OF RESOURCES</b>		
Difference between expected and actual experience		\$389
Changes of assumptions	\$7,165	6,446
Net difference between projected and actual earnings on pension plan investments	35,479	
<b>Total</b>	<b>\$42,644</b>	<b>\$6,835</b>

The net amount of deferred outflows of resources and deferred inflows of resources related to pensions that will be recognized in pension expense during the next five years is as follows:

<i>(in thousands of dollars)</i>	
<i>Year Ending June 30</i>	
2022	\$4,378
2023	4,652
2024	2,780
2025	(5,353)
2026	5,266
Thereafter	1,312
<b>Total</b>	<b>\$13,035</b>

### **Orange County Employees Retirement System (OCERS)**

OCERS administers a cost-sharing, multiemployer defined benefit pension plan for the County of Orange, City of San Juan Capistrano and 13 special districts. Certain employees of one of the University's medical centers were eligible to continue to participate in OCERS at the time the county hospital was acquired by the University.

OCERS provides retirement, disability and death benefits. Retirement benefits are tiered based upon date of OCERS membership. Participation in OCERS for the University's employees is closed. The University's share of net pension liability, deferred inflows of resources, deferred outflows of resources and pension expense have been determined based upon its specific actuarial accrued liability and a share of assets allocated in accordance with a formula set forth in OCERS' policy. The fiduciary net position and changes in net position have been measured consistent with the accounting policies used by OCERS. Pursuant to an agreement between the University and the County of Orange (OC), the University and OC will equally split the contributions and net pension liability. The amounts reported in the financial statements reflect the University's share of the net pension liability, deferred inflows and outflows and pension expense.

Additional information on OCERS can be obtained from the 2020-2021 annual reports of the Orange County Employees Retirement System at <https://www.ocers.org>.

Membership in OCERS consisted of the following at December 31, 2020: 19,419 retired members and beneficiaries, 6,818 inactive members and 21,559 active members.

### **Contributions**

Contribution rates are set by the OCERS Board of Retirement.

### **Net Pension Liability**

The University's proportionate share of the OCERS net pension liability was \$12.7 million and \$15.1 million as of June 30, 2021 and 2020, respectively. The net pension liability for OCERS was measured as of June 30, 2021 and 2020, and the total pension liability was determined by an actuarial valuation as of December 31, 2020 and 2019 rolled forward to June 30, 2021 and 2020, respectively. The actuarial assumptions used in 2021 and 2020 were based on the results of an experience study for the period from January 1, 2014 through December 31, 2016.

The net pension liability for OCERS was calculated based upon the following assumptions as of June 30, 2021: 2.5 percent inflation, 7.0 percent investment rate of return, 4.0 to 11.0 percent projected salary increases for general members and 2.8 percent cost-of-living adjustments. The net pension liability was calculated based upon the following assumptions as of June 30, 2020: 2.8 percent inflation, 7.0 percent investment rate of return, 4.25 to 12.25 percent projected salary increases for general members and 3.0 percent cost-of-living adjustments.

The target allocation and projected arithmetic real rates of return, after deducting inflation, but before investment expenses, used in the derivation of the long-term expected investment rate of return assumption for each major asset class for OCERS are as follows:

	ORANGE COUNTY EMPLOYEES RETIREMENT SYSTEM	
	TARGET ALLOCATION	LONG-TERM EXPECTED REAL RATE OF RETURN
<i>Asset class:</i>		
Large Cap Equity	23.1%	5.4%
Small Cap Equity	1.9	6.2
International Developed Equity	13.0	6.7
Emerging Markets Equity	9.0	8.6
Core Bonds	9.0	1.1
High Yield Bonds	1.5	2.9
TIPS	2.0	0.7
Emerging Market Debt	2.0	3.3
Corporate Credit	1.0	0.5
Long Duration Fixed Income	2.5	1.4
Real Estate	3.0	4.4
Private Equity	13.0	9.4
Value Added Real Estate	3.0	7.4
Opportunistic Real Estate	1.0	10.2
Energy	2.0	9.7
Infrastructure (Core Private)	1.5	5.1
Infrastructure (Non-Core Private)	1.5	8.9
CTA - Trend Following	2.5	2.4
Global Macro	2.5	2.1
Private Credit	2.5	5.5
Alternative Risk Premia	2.5	2.5
<b>Total</b>	<b>100.0%</b>	



### Discount Rate

The discount rate used to estimate the net pension liability was 7.0 percent for June 30, 2021 and 2020. The projection of cash flows used to determine the discount rate assumed plan member contributions will be made at the current contribution rate and that employer contributions will be made at rates equal to the actuarially determined contribution rate. For this purpose, only employer contributions will be made at rates equal to the actuarially determined contribution rates.

### Sensitivity of the Net Pension Liability to the Discount Rate Assumption

The following presents the current-period net pension liability calculated using the June 30, 2021 discount rate assumption of 7.0 percent, as well as what the net pension liability would be if it were calculated using a discount rate different than the current assumption:

(in thousands of dollars)	ORANGE COUNTY EMPLOYEES RETIREMENT SYSTEM		
	1% DECREASE (6.0%)	CURRENT DISCOUNT RATE (7.0%)	1% INCREASE (8.0%)
Net pension liability	\$19,932	\$12,669	\$6,748

### Deferred Outflows of Resources and Deferred Inflows of Resources

As of June 30, deferred outflows of resources and deferred inflows of resources were as follows:

(in thousands of dollars)	2021	2020
<b>DEFERRED OUTFLOWS OF RESOURCES</b>		
Changes of assumptions or other inputs	\$476	\$713
Difference between expected and actual experience	1,043	895
<b>Total</b>	<b>\$1,519</b>	<b>\$1,608</b>
<b>DEFERRED INFLOWS OF RESOURCES</b>		
Difference between expected and actual experience	\$795	\$1,216
Changes of assumptions or other inputs	456	40
Net difference between projected and actual earnings on pension plan investments	2,331	1,335
<b>Total</b>	<b>\$3,582</b>	<b>\$2,591</b>

The net amount of deferred outflows of resources and deferred inflows of resources related to pensions that will be recognized in pension expense during the next five years is as follows:

(in thousands of dollars)	
Year Ending June 30	
2022	(\$763)
2023	(203)
2024	(792)
2025	(302)
2026	(3)
<b>Total</b>	<b>(\$2,063)</b>

## 16. RETIREE HEALTH BENEFIT COSTS AND OBLIGATIONS

The University administers single-employer health and welfare plans to provide health and welfare benefits, primarily medical, dental and vision, to eligible retirees (and their eligible family members) of the University of California and its affiliates through the University of California Retiree Health Benefit Program. The Regents has the authority to establish and amend the program. While retiree health benefits are not a legal obligation of the University and can be canceled or modified at any time, accounting standards require the University to recognize a net retiree health liability based on the current practices of providing retiree health benefits.

The University established the University of California Retiree Health Benefit Trust (UCRHBT or Trust) in order to allow certain University locations and affiliates (primarily campuses and medical centers) that share the risks, rewards and costs of providing for retiree health benefits to fund such benefits on a cost-sharing basis and accumulate funds on a tax-exempt basis under an arrangement segregated from University assets. Campus and medical center contributions toward retiree health benefits are made to the Trust at

rates determined by the University. The University receives retiree health contributions from retirees that are deducted from their UCRP benefit payments or are received from the retiree through direct pay. The University acts as a third-party administrator on behalf of the Trust and pays health care insurers and administrators amounts currently due under the Retiree Health Benefit Program for retirees. The Trust reimburses the University for these amounts.

LBNL participates in the University's Retiree Health Benefits Program. LBNL does not participate in UCRHBT; therefore, the DOE has no interest in the Trust's assets. The University directly pays health care insurers and administrators amounts currently due under the University's retiree health benefit plans for retirees who previously worked at LBNL, and is reimbursed by the DOE. To the extent the University has recorded a net retiree health benefits liability (and related deferred inflows and outflows of resources) that will be reimbursed under DOE contracts, a receivable from the DOE is recorded. The University recorded receivables from the DOE of \$711.5 million and \$691.0 million for 2021 and 2020, respectively, representing the DOE's share of the net retiree health benefits liability.

Condensed financial information for the changes in retiree health benefits liability for the year ended June 30, 2021 is as follows:

<i>(in thousands of dollars)</i>	CAMPUSES AND MEDICAL CENTERS	LBNL	UNIVERSITY OF CALIFORNIA
Contributions	\$548,768	\$21,956	\$570,724
Investment income, net	208		208
<b>Total additions</b>	<b>548,976</b>	<b>21,956</b>	<b>570,932</b>
Insurance premiums, net	(529,804)	(21,956)	(551,760)
Other deductions	(4,369)		(4,369)
<b>Total deductions</b>	<b>(534,173)</b>	<b>(21,956)</b>	<b>(556,129)</b>
<b>Increase in net position held in UCRHBT</b>	<b>14,803</b>		<b>14,803</b>
Net position held in UCRHBT, beginning of year	156,818		156,818
<b>Net position held in UCRHBT, end of year</b>	<b>\$171,621</b>		<b>\$171,621</b>

<i>(in thousands of dollars)</i>	CAMPUSES AND MEDICAL CENTERS	LBNL	UNIVERSITY OF CALIFORNIA
<b>CHANGES IN TOTAL RETIREE HEALTH BENEFITS LIABILITY</b>			
Service cost	\$1,270,153	\$25,993	\$1,296,146
Interest	538,187	15,982	554,169
Difference between expected and actual experience	(493,529)	(28,118)	(521,647)
Changes of assumptions and other inputs	206,722	6,115	212,837
Benefits paid	(529,804)	(21,956)	(551,760)
Retiree contributions	85,607	3,018	88,625
<b>Net change in total retiree health benefits liability</b>	<b>1,077,336</b>	<b>1,034</b>	<b>1,078,370</b>
<b>Total retiree health benefits liability</b>			
Beginning of year	23,303,096	706,594	24,009,690
<b>End of year</b>	<b>24,380,432</b>	<b>707,628</b>	<b>25,088,060</b>
<b>Net retiree health benefits liability, end of year</b>	<b>\$24,208,811</b>	<b>\$707,628</b>	<b>\$24,916,439</b>

## Benefits

Retirees are eligible for medical and dental benefits. The costs of the medical and dental benefits are shared between the University and the retiree. The University does not contribute toward the cost of other benefits available to retirees. Retirees employed by the University prior to 1990 and not rehired after that date are eligible for the University's maximum contribution if they retire before age 55 and have at least 10 years of service, or if they retire at age 55 or later and have at least five years of service. Retirees employed by the University after 1989 and prior to July 1, 2013 become eligible for a percentage of the University's contribution starting at 50 percent of the maximum University contribution with 10 years of service or if age plus years of service equal at least 75 and increasing to 100 percent after 20 years of service. Retirees who are employed by the University after July 1, 2013, and retire at the age of 56 or older, become eligible for a percentage of the University's contribution based on age and years of service. Retirees are eligible for the maximum University contribution at age 65 with 20 or more years of service. Retirees pay the excess, if any, of the premium over the applicable portion of the University's contribution.

Membership in a defined benefit plan to which the University contributes or participation in the DC Plan as a result of a Savings Choice election is required to become eligible for retiree health benefits. Participation in the Retiree Health Benefit Program plans consisted of the following at June 30, 2021:

	CAMPUSES AND MEDICAL CENTERS	LBNL	UNIVERSITY OF CALIFORNIA
Retirees and beneficiaries receiving benefits	46,751	1,847	48,598
Active members	139,975	2,425	142,400
<b>Total membership</b>	<b>186,726</b>	<b>4,272</b>	<b>190,998</b>

### Contributions

The University does not pre-fund retiree health benefits and instead provides for benefits based upon projected pay-as-you-go financing. University and retiree contributions toward premiums made under purchased plan arrangements are determined by applying the health plan contract rates across the number of participants in the respective plans. Premium rates for the self-insured plan contributions are set by the University based upon a trend analysis of the historic cost, utilization, demographics and administrative expenses to provide for the claims incurred and the actuarially determined level of incurred but not reported liability. The assessment rates were \$2.58 and \$2.60 per \$100 of UCRP covered payroll effective July 1, 2020 and 2019, respectively.

In addition to the explicit University contribution provided to retirees, there is an "implicit subsidy." The gross premiums for members that are not currently eligible for Medicare benefits are the same for active employees and retirees, based on a blend of their health costs. Retirees, on average, are expected to have higher health care costs than active employees. This is primarily due to the older average age of retirees. Since the same gross premiums apply to both groups, the premiums paid for active employees by the University are subsidizing the premiums for retirees. This effect is called the implicit subsidy. The implicit subsidy associated with retiree health costs paid during the past year is also considered to be a contribution from the University.

### Net Retiree Health Benefits Liability

The University's net retiree health benefits liability was measured as of June 30 based on rolling forward the results of the actuarial valuations as of March 1, one year prior to the measurement date. Actuarial valuations represent a long-term perspective and involve estimates of the value of reported benefits and assumptions about the probability of occurrence of events far into the future. Significant actuarial methods and assumptions used to calculate the University's net retiree health benefits liability were:

<i>(shown as percentage)</i>	2021	2020
Discount rate	2.16%	2.21%
Inflation	2.5	2.5
Investment rate of return	2.5	2.5
Projected salary increases	3.65 - 5.95	3.65 - 5.95
Health care cost trend rates	Initially ranges from 2.7 to 7.5 decreasing to an ultimate rate of 4.0 for 2075 and later years.	Initially ranges from 2.7 to 9.0 decreasing to an ultimate rate of 4.0 for 2076 and later years.

Actuarial assumptions are subject to periodic revisions as actual results are compared with past expectations and new estimates are made about the future. The actuarial assumptions used as of June 30, 2021 and 2020 were based upon the results of the most recent experience study covering the period of July 1, 2014 through June 30, 2018. For preretirement mortality rates, the Pub-2010 Teacher Employee Headcount-Weighted Above-Median Mortality Table were used. For postretirement, healthy mortality rates were based on the Pub-2010 Healthy Teacher Retiree Headcount-Weighted Above-Median Mortality Table and multiplied by 90 percent for faculty members or 115 percent and 110 percent for other male and female members, respectively. For beneficiaries of retired members, rates were based on the Pub-2010 Contingent Survivor Headcount-Weighted Above-Median Mortality Table. For disabled members, rates were based on the Pub-2010 Non-Safety Disabled Retiree-Headcount Weighted Mortality Table. All mortality rates are projected generationally with the two-dimensional mortality improvement scale MP-2018.

### ***Sensitivity of Net Retiree Health Benefits Liability to the Health Care Cost Trend Rate***

The following presents the June 30, 2021 net retiree health benefits liability of the University calculated using the June 30, 2021 health care cost trend rate assumption with initial trend ranging from 2.7 percent to 7.5 percent grading down to an ultimate trend of 4.0 percent over 54 years, as well as what the net retiree health benefits liability would be if it were calculated using a health care cost trend rate different than the current assumption:

	<b>1% DECREASE (1.7% to 6.5%) DECREASING TO (3.0%)</b>	<b>CURRENT TREND (2.7% to 7.5%) DECREASING TO (4.0%)</b>	<b>1% INCREASE (3.7% to 8.5%) DECREASING TO (5.0%)</b>
<i>(in thousands of dollars)</i>			
Net retiree health benefits liability	\$20,266,385	\$24,916,439	\$31,167,998

### ***Discount Rate***

The discount rate used to estimate the net retiree health benefits liability as of June 30, 2021 and 2020 was 2.16 percent and 2.21 percent, respectively. The discount rate was based on the Bond Buyer 20-year tax-exempt general obligations municipal bond index rate since UCHRB assets are not sufficient to make benefit payments.

### ***Sensitivity of Net Retiree Health Benefits Liability to the Discount Rate Assumption***

The following presents the June 30, 2021 net retiree health benefits liability of the University calculated using the June 30, 2021 discount rate assumption of 2.16 percent, as well as what the net retiree health benefits liability would be if it were calculated using a discount rate different than the current assumption:

	<b>1% DECREASE (1.16%)</b>	<b>CURRENT DISCOUNT (2.16%)</b>	<b>1% INCREASE (3.16%)</b>
<i>(in thousands of dollars)</i>			
Net retiree health benefits liability	\$30,097,550	\$24,916,439	\$20,869,880

### ***Deferred Outflows of Resources and Deferred Inflows of Resources***

Deferred outflows of resources and deferred inflows of resources for retiree health benefits were related to the following sources:

*(in thousands of dollars)*

<b>2021</b>	<b>CAMPUSES AND MEDICAL CENTERS</b>	<b>LBNL</b>	<b>UNIVERSITY OF CALIFORNIA</b>
<b>DEFERRED OUTFLOWS OF RESOURCES</b>			
Difference between expected and actual experience	\$44,044	\$1,316	\$45,360
Changes of assumptions or other inputs	5,776,630	125,137	5,901,767
Net difference between projected and actual earnings on plan investments	4,916		4,916
<b>Total</b>	<b>\$5,825,590</b>	<b>\$126,453</b>	<b>\$5,952,043</b>
<b>DEFERRED INFLOWS OF RESOURCES</b>			
Difference between expected and actual experience	\$3,562,951	\$103,739	\$3,666,690
Changes of assumptions or other inputs	1,895,484	26,570	1,922,054
<b>Total</b>	<b>\$5,458,435</b>	<b>\$130,309</b>	<b>\$5,588,744</b>

*(in thousands of dollars)*

<b>2020</b>	<b>CAMPUSES AND MEDICAL CENTERS</b>	<b>LBNL</b>	<b>UNIVERSITY OF CALIFORNIA</b>
<b>DEFERRED OUTFLOWS OF RESOURCES</b>			
Difference between expected and actual experience	\$54,286	\$2,258	\$56,544
Changes of assumptions or other inputs	6,779,937	173,090	6,953,027
Net difference between projected and actual earnings on plan investments	3,148		3,148
<b>Total</b>	<b>\$6,837,371</b>	<b>\$175,348</b>	<b>\$7,012,719</b>
<b>DEFERRED INFLOWS OF RESOURCES</b>			
Difference between expected and actual experience	\$3,785,361	\$114,261	\$3,899,622
Changes of assumptions or other inputs	2,337,297	45,508	2,382,805
<b>Total</b>	<b>\$6,122,658</b>	<b>\$159,769</b>	<b>\$6,282,427</b>

The net amount of deferred outflows of resources and deferred inflows of resources as of June 30, 2021 related to retiree health benefits that will be recognized in retiree health benefit expense during the next five years and thereafter are as follows:

<i>(in thousands of dollars)</i>	<b>CAMPUSES AND MEDICAL CENTERS</b>	<b>LBNL</b>	<b>UNIVERSITY OF CALIFORNIA</b>
2022	\$64,229	(\$7,429)	\$56,800
2023	63,844	(4,357)	59,487
2024	(54,527)	6,540	(47,987)
2025	(229,140)	4,423	(224,717)
2026	126,560	(3,033)	123,527
Thereafter	396,189		396,189
<b>Total</b>	<b>\$367,155</b>	<b>(\$3,856)</b>	<b>\$363,299</b>

## 17. ENDOWMENTS AND GIFTS

Endowments and gifts are held and administered either by the University or by the campus foundations.

### University of California

The value of endowments and gifts held and administered by the University, exclusive of income distributed to be used for operating purposes, at June 30, 2021 and 2020 is as follows:

<i>(in thousands of dollars)</i>	<b>UNIVERSITY OF CALIFORNIA</b>			
	<b>RESTRICTED NONEXPENDABLE</b>	<b>RESTRICTED EXPENDABLE</b>	<b>UNRESTRICTED</b>	<b>TOTAL</b>
<i>At June 30, 2021</i>				
Endowments	\$1,238,159	\$4,674,072	\$8,925	\$5,921,156
Funds functioning as endowments		3,708,116	7,480,402	11,188,518
Gifts		2,578,108	197,800	2,775,908
<b>University endowments and gifts</b>	<b>\$1,238,159</b>	<b>\$10,960,296</b>	<b>\$7,687,127</b>	<b>\$19,885,582</b>
<i>At June 30, 2020</i>				
Endowments	\$1,216,561	\$3,385,307	\$6,555	\$4,608,423
Funds functioning as endowments		2,846,964	5,424,945	8,271,909
Gifts		2,097,673	12,348	2,110,021
<b>University endowments and gifts</b>	<b>\$1,216,561</b>	<b>\$8,329,944</b>	<b>\$5,443,848</b>	<b>\$14,990,353</b>

The University's endowment income distribution policies are designed to preserve the value of the endowment in real terms (after inflation) and to generate a predictable stream of spendable income. Endowment investments are managed to achieve the maximum long-term total return. As a result of this emphasis on total return, the proportion of the annual income distribution provided by dividend and interest income and by capital gains may vary significantly from year to year. The University's policy is to retain the realized and unrealized appreciation with the endowment after the annual income distribution has been made. The net appreciation available to meet future spending needs is subject to the approval of The Regents and amounted to \$3.9 billion and \$2.8 billion at June 30, 2021 and 2020, respectively.

The portion of investment returns earned on endowments held by the University and distributed at the end of each year to support current operations for the following year is based upon a rate that is approved by The Regents. The annual income distribution transferred to the campuses from endowments held by the University was \$390.9 million and \$372.8 million for the years ended June 30, 2021 and 2020, respectively. The portion of this annual income distribution from accumulated capital gains, in addition to the dividend and interest income earned during the year, was \$397.4 million and \$396.1 million for the years ended June 30, 2021 and 2020, respectively. Accumulated endowment income available for spending in the future, including the annual income distribution, was \$812.1 million and \$807.0 million at June 30, 2021 and 2020, respectively.

## Campus Foundations

The value of endowments and gifts held by the campus foundations and administered by each of their independent Board of Trustees at June 30 are as follows:

<i>(in thousands of dollars)</i>	UNIVERSITY OF CALIFORNIA CAMPUS FOUNDATIONS			
	RESTRICTED NONEXPENDABLE	RESTRICTED EXPENDABLE	UNRESTRICTED	TOTAL
<i>At June 30, 2021</i>				
Endowments	\$5,892,517	\$3,788,448		\$9,680,965
Funds functioning as endowments		2,407,656		2,407,656
Gifts		1,846,420	\$825,250	2,671,670
<b>Campus foundations' endowments and gifts</b>	<b>\$5,892,517</b>	<b>\$8,042,524</b>	<b>\$825,250</b>	<b>\$14,760,291</b>
<i>At June 30, 2020</i>				
Endowments	\$5,326,577	\$1,411,207		\$6,737,784
Funds functioning as endowments		2,107,090		2,107,090
Gifts		1,587,487	\$656,950	2,244,437
<b>Campus foundations' endowments and gifts</b>	<b>\$5,326,577</b>	<b>\$5,105,784</b>	<b>\$656,950</b>	<b>\$11,089,311</b>

## 18. SEGMENT INFORMATION

The University's medical centers' and CHRCO's revenues are pledged in support of the outstanding University of California Medical Center Pooled Revenue Bonds. The medical centers' operating revenues and expenses consist primarily of revenues associated with patient care and the related costs of providing that care.

Condensed financial statement information related to each of the University's medical centers for the year ended June 30, 2021 is as follows:

	UNIVERSITY OF CALIFORNIA MEDICAL CENTERS				
<i>(in thousands of dollars)</i>	DAVIS	IRVINE	LOS ANGELES	SAN DIEGO	SAN FRANCISCO
<i>Year Ended June 30, 2021</i>					
Revenue bonds outstanding	\$639,036	\$540,205	\$1,132,133	\$1,014,452	\$1,283,994
Related debt service payments	42,480	28,985	62,266	51,181	85,281
Bonds due serially through	2120	2120	2120	2120	2120
<b>CONDENSED STATEMENT OF NET POSITION</b>					
Current assets	\$1,863,684	\$996,674	\$2,675,994	\$1,082,400	\$3,184,233
Capital assets, net	1,348,196	808,683	1,684,930	1,496,440	2,579,032
Other assets	493,209	215,591	504,049	340,905	903,041
<b>Total assets</b>	<b>3,705,089</b>	<b>2,020,948</b>	<b>4,864,973</b>	<b>2,919,745</b>	<b>6,666,306</b>
<b>Total deferred outflows of resources</b>	<b>814,971</b>	<b>360,856</b>	<b>797,814</b>	<b>727,306</b>	<b>1,375,878</b>
Current liabilities	855,642	457,949	845,452	624,281	1,526,997
Long-term debt	657,595	551,919	1,290,848	1,072,401	1,279,577
Other noncurrent liabilities	2,591,846	1,173,624	2,641,224	2,027,129	3,779,976
<b>Total liabilities</b>	<b>4,105,083</b>	<b>2,183,492</b>	<b>4,777,524</b>	<b>3,723,811</b>	<b>6,586,550</b>
<b>Total deferred inflows of resources</b>	<b>1,091,931</b>	<b>523,733</b>	<b>1,198,340</b>	<b>805,949</b>	<b>1,703,545</b>
Net investment in capital assets	999,013	464,777	698,531	714,572	1,727,573
Restricted	7,604	2,043	25,745	345	136,694
Unrestricted	(1,683,571)	(792,241)	(1,037,353)	(1,597,626)	(2,112,178)
<b>Total net position</b>	<b>(\$676,954)</b>	<b>(\$325,421)</b>	<b>(\$313,077)</b>	<b>(\$882,709)</b>	<b>(\$247,911)</b>
<b>CONDENSED STATEMENT OF REVENUES, EXPENSES AND CHANGES IN NET POSITION</b>					
Operating revenues	\$2,789,035	\$1,552,626	\$3,175,129	\$2,645,319	\$5,570,006
Operating expenses	(2,658,083)	(1,398,304)	(2,721,575)	(2,401,860)	(5,267,886)
Depreciation expense	(102,871)	(88,897)	(100,786)	(104,953)	(187,544)
<b>Operating income</b>	<b>28,081</b>	<b>65,425</b>	<b>352,768</b>	<b>138,506</b>	<b>114,576</b>
Nonoperating revenues (expenses), net	97,374	89,599	60,972	(36,974)	407,301
<b>Income before other changes in net position</b>	<b>125,455</b>	<b>155,024</b>	<b>413,740</b>	<b>101,532</b>	<b>521,877</b>
Health systems support	(67,310)	(155,135)	(260,127)	(250,006)	(121,200)
Transfers (to) from University, net	7,257	42,095		(4,934)	
Changes in allocation for pension payable to University	3,024	5,472	17,852	7,092	13,385
Other, including donated assets	716	2,201	1,537	(3,844)	(6,204)
<b>Increase (decrease) in net position</b>	<b>69,142</b>	<b>49,657</b>	<b>173,002</b>	<b>(150,160)</b>	<b>407,858</b>
Net position - beginning of year	(746,096)	(375,078)	(486,079)	(732,549)	(655,769)
<b>Net position - end of year</b>	<b>(\$676,954)</b>	<b>(\$325,421)</b>	<b>(\$313,077)</b>	<b>(\$882,709)</b>	<b>(\$247,911)</b>
<b>CONDENSED STATEMENT OF CASH FLOWS</b>					
<i>Net cash provided (used) by:</i>					
Operating activities	\$174,204	\$192,362	\$454,420	\$405,576	\$892,709
Noncapital financing activities	21,369	(38,232)	(252,731)	(248,296)	210,353
Capital and related financing activities	(290,468)	(171,528)	(239,718)	(112,083)	(337,425)
Investing activities	(114,338)	51,511	148,283	21,055	22,601
<b>Net increase (decrease) in cash and cash equivalents</b>	<b>(209,233)</b>	<b>34,113</b>	<b>110,254</b>	<b>66,252</b>	<b>788,238</b>
Cash and cash equivalents* - beginning of year	1,346,277	663,359	1,596,270	500,047	1,358,221
<b>Cash and cash equivalents* - end of year</b>	<b>\$1,137,044</b>	<b>\$697,472</b>	<b>\$1,706,524</b>	<b>\$566,299</b>	<b>\$2,146,459</b>

\*Cash and cash equivalents on the medical centers' financial statements are included in the University's Short Term Investment Pool.

Condensed financial statement information related to each of the University's medical centers for the year ended June 30, 2020 is as follows:

	UNIVERSITY OF CALIFORNIA MEDICAL CENTERS				
<i>(in thousands of dollars)</i>	DAVIS	IRVINE	LOS ANGELES	SAN DIEGO	SAN FRANCISCO
<i>Year Ended June 30, 2020</i>					
Revenue bonds outstanding	\$657,361	\$544,825	\$1,147,213	\$1,019,552	\$1,303,044
Related debt service payments	30,796	21,390	46,127	42,836	57,240
Bonds due serially through	2120	2120	2120	2120	2120
<b>CONDENSED STATEMENT OF NET POSITION</b>					
Current assets	\$1,811,316	\$924,985	\$2,380,916	\$959,161	\$2,358,746
Capital assets, net	1,174,837	745,376	1,623,613	1,558,228	2,491,244
Other assets	487,297	238,561	599,181	358,215	762,514
<b>Total assets</b>	<b>3,473,450</b>	<b>1,908,922</b>	<b>4,603,710</b>	<b>2,875,604</b>	<b>5,612,504</b>
<b>Total deferred outflows of resources</b>	<b>959,487</b>	<b>449,931</b>	<b>1,102,277</b>	<b>941,717</b>	<b>1,897,311</b>
Current liabilities	779,784	416,901	789,137	520,446	1,059,403
Long-term debt	681,331	557,852	1,312,029	1,087,904	1,299,005
Other noncurrent liabilities	3,279,454	1,521,956	3,514,655	2,614,058	5,108,203
<b>Total liabilities</b>	<b>4,740,569</b>	<b>2,496,709</b>	<b>5,615,821</b>	<b>4,222,408</b>	<b>7,466,611</b>
<b>Total deferred inflows of resources</b>	<b>438,464</b>	<b>237,222</b>	<b>576,245</b>	<b>327,462</b>	<b>698,973</b>
Net investment in capital assets	824,936	415,048	736,002	779,658	1,572,954
Restricted	8,112	5,247	24,384	346	121,533
Unrestricted	(1,579,144)	(795,373)	(1,246,465)	(1,512,553)	(2,350,256)
<b>Total net position</b>	<b>(\$746,096)</b>	<b>(\$375,078)</b>	<b>(\$486,079)</b>	<b>(\$732,549)</b>	<b>(\$655,769)</b>
<b>CONDENSED STATEMENT OF REVENUES, EXPENSES AND CHANGES IN NET POSITION</b>					
Operating revenues	\$2,512,365	\$1,352,915	\$3,008,242	\$2,343,867	\$5,072,342
Operating expenses	(2,587,081)	(1,351,489)	(2,824,803)	(2,364,157)	(5,356,885)
Depreciation expense	(94,562)	(86,344)	(148,411)	(103,264)	(203,299)
<b>Operating income (loss)</b>	<b>(169,278)</b>	<b>(84,918)</b>	<b>35,028</b>	<b>(123,554)</b>	<b>(487,842)</b>
Nonoperating revenues, net	64,998	28,376	90,553	58,592	200,945
<b>Income (loss) before other changes in net position</b>	<b>(104,280)</b>	<b>(56,542)</b>	<b>125,581</b>	<b>(64,962)</b>	<b>(286,897)</b>
Health systems support	(54,722)	(126,806)	(282,396)	(330,230)	(121,192)
Transfers (to) from University, net	22,410	40,876		(10,126)	
Changes in allocation for pension payable to University	12,839	1,699	18,180	869	830
Other, including donated assets	834	941	5,241	12,505	54,364
<b>Decrease in net position</b>	<b>(122,919)</b>	<b>(139,832)</b>	<b>(133,394)</b>	<b>(391,944)</b>	<b>(352,895)</b>
Net position - beginning of year	(623,177)	(235,246)	(352,685)	(340,605)	(302,874)
<b>Net position - end of year</b>	<b>(\$746,096)</b>	<b>(\$375,078)</b>	<b>(\$486,079)</b>	<b>(\$732,549)</b>	<b>(\$655,769)</b>
<b>CONDENSED STATEMENT OF CASH FLOWS</b>					
<i>Net cash provided (used) by:</i>					
Operating activities	\$494,472	\$335,961	\$776,774	\$493,886	\$600,550
Noncapital financing activities	71,296	(56,461)	(179,422)	(244,517)	96,812
Capital and related financing activities	206,065	148,359	313,628	232,781	124,711
Investing activities	(244,841)	(219,729)	(429,559)	(323,358)	(410,432)
<b>Net increase in cash and cash equivalents</b>	<b>526,992</b>	<b>208,130</b>	<b>481,421</b>	<b>158,792</b>	<b>411,641</b>
Cash and cash equivalents* - beginning of year	819,285	455,229	1,114,849	341,255	946,580
<b>Cash and cash equivalents* - end of year</b>	<b>\$1,346,277</b>	<b>\$663,359</b>	<b>\$1,596,270</b>	<b>\$500,047</b>	<b>\$1,358,221</b>

\*Cash and cash equivalents on the medical centers' financial statements are included in the University's Short Term Investment Pool.

Summarized financial information for each medical center is from the medical centers' audited financial statements. Certain revenue, such as financial support from the state for clinical teaching programs, is classified as state educational appropriations rather than medical center revenue in the University's statement of revenues, expenses and changes in net position. However, in the medical centers' audited financial statements and for segment reporting purposes, these revenues are classified as operating revenue. Additional information on the individual University of California medical centers can be obtained from their audited financial statements which are available at <http://reportingtransparency.universityofcalifornia.edu>.



Certain revenue generating projects (including student and faculty housing, parking facilities, student centers, recreation and events facilities, student health facilities and athletics facilities) are also financed by Limited Project Revenue Bonds; however, assets and liabilities are not required to be accounted for separately.

## 19. BLENDED COMPONENT UNIT INFORMATION

Condensed financial statement information related to certain of the University's blended component units for the year ended June 30, 2021 is as follows:

<i>(in thousands of dollars)</i>	FIAT LUX	CHRCO	RESEARCH	HOUSING
<b>CONDENSED STATEMENTS OF NET POSITION</b>				
Current assets	\$1,504,323	\$317,699	\$53,907	\$309,153
Capital assets, net		412,941	254,899	1,143,646
Other assets	571,501	399,207	209,178	372,279
<b>Total assets</b>	<b>2,075,824</b>	<b>1,129,847</b>	<b>517,984</b>	<b>1,825,078</b>
<b>Total deferred outflows of resources</b>		<b>55,679</b>	<b>5,249</b>	
Current liabilities	377,075	248,821	29,556	142,637
Other noncurrent liabilities	1,289,583	153,588	448,228	1,780,974
<b>Total liabilities</b>	<b>1,666,658</b>	<b>402,409</b>	<b>477,784</b>	<b>1,923,611</b>
<b>Total deferred inflows of resources</b>		<b>61,806</b>		
Net investment in capital assets		311,497	38,026	
Restricted		107,629		
Unrestricted	409,166	302,185	7,423	(98,533)
<b>Total net position</b>	<b>\$409,166</b>	<b>\$721,311</b>	<b>\$45,449</b>	<b>(\$98,533)</b>
<b>CONDENSED STATEMENT OF REVENUES, EXPENSES AND CHANGES IN NET POSITION</b>				
Operating revenues	\$433,300	\$599,726	\$25,357	\$97,424
Operating expenses	(352,290)	(589,132)	(3,651)	(46,429)
Depreciation expense		(34,986)	(2,719)	(24,647)
<b>Operating income (loss)</b>	<b>81,010</b>	<b>(24,392)</b>	<b>18,987</b>	<b>26,348</b>
Nonoperating revenues (expenses), net	141,937	126,948	(15,737)	(85,081)
<b>Income (loss) before other changes in net position</b>	<b>222,947</b>	<b>102,556</b>	<b>3,250</b>	<b>(58,733)</b>
Other, including donated assets		10,431		
<b>Increase (decrease) in net position</b>	<b>222,947</b>	<b>112,987</b>	<b>3,250</b>	<b>(58,733)</b>
Net position – beginning of year	186,219	608,324	42,199	(39,800)
<b>Net position – end of year</b>	<b>\$409,166</b>	<b>\$721,311</b>	<b>\$45,449</b>	<b>(\$98,533)</b>
<b>CONDENSED STATEMENT OF CASH FLOWS</b>				
<i>Net cash provided (used) by:</i>				
Operating activities	\$132,157	\$72,919	\$27,852	(\$33,314)
Noncapital financing activities		41,452		
Capital and related financing activities		(66,676)	(92,922)	363,589
Investing activities	(20,602)	(3,449)	(319)	(337,862)
<b>Net increase (decrease) in cash and cash equivalents</b>	<b>111,555</b>	<b>44,246</b>	<b>(65,389)</b>	<b>(7,587)</b>
Cash and cash equivalents – beginning of year	45,870	148,516	114,702	44,438
<b>Cash and cash equivalents – end of year</b>	<b>\$157,425</b>	<b>\$192,762</b>	<b>\$49,313</b>	<b>\$36,851</b>

Condensed financial statement information related to certain of the University's blended component units for the year ended June 30, 2020 is as follows:

<i>(in thousands of dollars)</i>	<b>FIAT LUX</b>	<b>CHRCO</b>	<b>RESEARCH</b>	<b>HOUSING</b>
<b>CONDENSED STATEMENTS OF NET POSITION</b>				
Current assets	\$1,234,201	\$317,765	\$99,406	\$411,466
Capital assets, net		364,001	189,570	962,025
Other assets	212,981	301,211	232,124	234,083
<b>Total assets</b>	<b>1,447,182</b>	<b>982,977</b>	<b>521,100</b>	<b>1,607,574</b>
<b>Total deferred outflows of resources</b>		<b>87,084</b>	<b>5,525</b>	
Current liabilities	333,212	213,682	25,519	179,804
Other noncurrent liabilities	927,751	223,612	458,907	1,467,570
<b>Total liabilities</b>	<b>1,260,963</b>	<b>437,294</b>	<b>484,426</b>	<b>1,647,374</b>
<b>Total deferred inflows of resources</b>		<b>24,443</b>		
Net investment in capital assets		262,021	37,081	
Restricted		87,359		
Unrestricted	186,219	258,944	5,118	(39,800)
<b>Total net position</b>	<b>\$186,219</b>	<b>\$608,324</b>	<b>\$42,199</b>	<b>(\$39,800)</b>
<b>CONDENSED STATEMENT OF REVENUES, EXPENSES AND CHANGES IN NET POSITION</b>				
Operating revenues	\$395,891	\$626,379	\$16,402	\$100,385
Operating expenses	(405,529)	(633,605)	(3,732)	(44,276)
Depreciation expense		(41,049)	(2,837)	(21,715)
<b>Operating income (loss)</b>	<b>(9,638)</b>	<b>(48,275)</b>	<b>9,833</b>	<b>34,394</b>
Nonoperating revenues (expenses), net	3,539	38,202	(14,545)	(47,230)
<b>Loss before other changes in net position</b>	<b>(6,099)</b>	<b>(10,073)</b>	<b>(4,712)</b>	<b>(12,836)</b>
Other, including donated assets		8,321		
<b>Decrease in net position</b>	<b>(6,099)</b>	<b>(1,752)</b>	<b>(4,712)</b>	<b>(12,836)</b>
Net position – beginning of year	192,318	610,076	46,911	(26,964)
<b>Net position – end of year</b>	<b>\$186,219</b>	<b>\$608,324</b>	<b>\$42,199</b>	<b>(\$39,800)</b>
<b>CONDENSED STATEMENT OF CASH FLOWS</b>				
<i>Net cash provided (used) by:</i>				
Operating activities	\$75,496	\$22,448	\$14,765	\$102,888
Noncapital financing activities		34,548		
Capital and related financing activities		(70,438)	(60,155)	(191,358)
Investing activities	(44,158)	1,411	2,636	93,955
<b>Net increase (decrease) in cash and cash equivalents</b>	<b>31,338</b>	<b>(12,031)</b>	<b>(42,754)</b>	<b>5,485</b>
Cash and cash equivalents – beginning of year	14,532	160,547	157,456	38,953
<b>Cash and cash equivalents – end of year</b>	<b>\$45,870</b>	<b>\$148,516</b>	<b>\$114,702</b>	<b>\$44,438</b>

CHRCO's other assets include investments in the UCSF Foundation's Endowed Investment Pool of \$337.1 million and \$245.2 million at June 30, 2021 and 2020.

Additional information on the blended component units can be found in their separately issued audited financial statements.

## 20. CAMPUS FOUNDATIONS INFORMATION

Under University policies approved by The Regents, each individual campus may establish a separate foundation to provide valuable assistance in fundraising, public outreach and other support for the missions of the campus and the University. Although independent boards govern these foundations, their assets are dedicated for the benefit of the University of California.

Condensed financial statement information related to the University's campus foundations, including their allocated share of the assets and liabilities associated with securities lending transactions in the University's investment pools, for the year ended June 30, 2021 is as follows:

	UNIVERSITY OF CALIFORNIA CAMPUS FOUNDATIONS					
<i>(in thousands of dollars)</i>	BERKELEY	SAN FRANCISCO	LOS ANGELES	SAN DIEGO	ALL OTHER	TOTAL
<b>CONDENSED STATEMENT OF NET POSITION</b>						
Current assets	\$143,201	\$355,582	\$626,358	\$177,094	\$169,869	\$1,472,104
Noncurrent assets	3,230,450	2,706,512	4,096,561	1,481,869	2,372,994	13,888,386
<b>Total assets</b>	<b>3,373,651</b>	<b>3,062,094</b>	<b>4,722,919</b>	<b>1,658,963</b>	<b>2,542,863</b>	<b>15,360,490</b>
Current liabilities	17,176	47,306	26,390	61,453	7,910	160,235
Noncurrent liabilities	88,570	25,009	35,182	8,297	25,394	182,452
<b>Total liabilities</b>	<b>105,746</b>	<b>72,315</b>	<b>61,572</b>	<b>69,750</b>	<b>33,304</b>	<b>342,687</b>
<b>Total deferred inflows of resources</b>	<b>75,321</b>	<b>31,189</b>	<b>56,772</b>	<b>69,746</b>	<b>24,484</b>	<b>257,512</b>
Restricted	3,191,315	2,958,225	3,833,951	1,484,297	2,467,253	13,935,041
Unrestricted	1,269	365	770,624	35,170	17,822	825,250
<b>Total net position</b>	<b>\$3,192,584</b>	<b>\$2,958,590</b>	<b>\$4,604,575</b>	<b>\$1,519,467</b>	<b>\$2,485,075</b>	<b>\$14,760,291</b>
<b>CONDENSED STATEMENT OF REVENUES, EXPENSES AND CHANGES IN NET POSITION</b>						
Operating revenues	\$294,167	\$427,982	\$300,694	\$136,569	\$151,958	\$1,311,370
Operating expenses	(342,886)	(376,959)	(380,188)	(73,651)	(216,523)	(1,390,207)
<b>Operating income (loss)</b>	<b>(48,719)</b>	<b>51,023</b>	<b>(79,494)</b>	<b>62,918</b>	<b>(64,565)</b>	<b>(78,837)</b>
Nonoperating revenues	793,094	617,611	924,378	339,089	550,027	3,224,199
<b>Income before other changes in net position</b>	<b>744,375</b>	<b>668,634</b>	<b>844,884</b>	<b>402,007</b>	<b>485,462</b>	<b>3,145,362</b>
Permanent endowments	113,556	138,804	116,367	43,905	112,986	525,618
<b>Increase in net position</b>	<b>857,931</b>	<b>807,438</b>	<b>961,251</b>	<b>445,912</b>	<b>598,448</b>	<b>3,670,980</b>
Net position – beginning of year	2,334,653	2,151,152	3,643,324	1,073,555	1,886,627	11,089,311
<b>Net position – end of year</b>	<b>\$3,192,584</b>	<b>\$2,958,590</b>	<b>\$4,604,575</b>	<b>\$1,519,467</b>	<b>\$2,485,075</b>	<b>\$14,760,291</b>
<b>CONDENSED STATEMENT OF CASH FLOWS</b>						
<i>Net cash provided (used) by:</i>						
Operating activities	(\$139,101)	(\$113,522)	(\$82,226)	\$71,041	(\$91,974)	(\$355,782)
Noncapital financing activities	89,615	119,858	104,112	39,153	67,675	420,413
Investing activities	50,449	(6,115)	(22,422)	(134,449)	26,728	(85,809)
<b>Net increase (decrease) in cash and cash equivalents</b>	<b>963</b>	<b>221</b>	<b>(536)</b>	<b>(24,255)</b>	<b>2,429</b>	<b>(21,178)</b>
Cash and cash equivalents – beginning of year	6,170	270,281	8,143	25,245	48,010	357,849
<b>Cash and cash equivalents – end of year</b>	<b>\$7,133</b>	<b>\$270,502</b>	<b>\$7,607</b>	<b>\$990</b>	<b>\$50,439</b>	<b>\$336,671</b>

Condensed financial statement information related to the University's campus foundations, including their allocated share of the assets and liabilities associated with securities lending transactions in the University's investment pools, for the year ended June 30, 2020 is as follows:

	UNIVERSITY OF CALIFORNIA CAMPUS FOUNDATIONS					
<i>(in thousands of dollars)</i>	BERKELEY	SAN FRANCISCO	LOS ANGELES	SAN DIEGO	ALL OTHER	TOTAL
<b>CONDENSED STATEMENT OF NET POSITION</b>						
Current assets	\$122,287	\$353,452	\$662,094	\$128,275	\$220,508	\$1,486,616
Noncurrent assets	2,358,308	1,943,463	3,093,848	1,046,821	1,760,039	10,202,479
<b>Total assets</b>	<b>2,480,595</b>	<b>2,296,915</b>	<b>3,755,942</b>	<b>1,175,096</b>	<b>1,980,547</b>	<b>11,689,095</b>
Current liabilities	10,731	84,742	32,034	37,182	49,918	214,607
Noncurrent liabilities	74,678	32,133	32,975	8,300	24,572	172,658
<b>Total liabilities</b>	<b>85,409</b>	<b>116,875</b>	<b>65,009</b>	<b>45,482</b>	<b>74,490</b>	<b>387,265</b>
<b>Total deferred inflows of resources</b>	<b>60,533</b>	<b>28,888</b>	<b>47,609</b>	<b>56,059</b>	<b>19,430</b>	<b>212,519</b>
Restricted	2,327,327	2,150,776	3,033,426	1,048,790	1,872,042	10,432,361
Unrestricted	7,326	376	609,898	24,765	14,585	656,950
<b>Total net position</b>	<b>\$2,334,653</b>	<b>\$2,151,152</b>	<b>\$3,643,324</b>	<b>\$1,073,555</b>	<b>\$1,886,627</b>	<b>\$11,089,311</b>
<b>CONDENSED STATEMENT OF REVENUES, EXPENSES AND CHANGES IN NET POSITION</b>						
Operating revenues	\$205,477	\$452,200	\$414,044	\$100,417	\$131,201	\$1,303,339
Operating expenses	(257,186)	(411,663)	(348,877)	(156,585)	(155,638)	(1,329,949)
<b>Operating income (loss)</b>	<b>(51,709)</b>	<b>40,537</b>	<b>65,167</b>	<b>(56,168)</b>	<b>(24,437)</b>	<b>(26,610)</b>
Nonoperating revenues	42,782	86,576	21,612	49,002	31,237	231,209
<b>Income (loss) before other changes in net position</b>	<b>(8,927)</b>	<b>127,113</b>	<b>86,779</b>	<b>(7,166)</b>	<b>6,800</b>	<b>204,599</b>
Permanent endowments	63,993	68,438	144,525	42,897	122,972	442,825
<b>Increase in net position</b>	<b>55,066</b>	<b>195,551</b>	<b>231,304</b>	<b>35,731</b>	<b>129,772</b>	<b>647,424</b>
Net position – beginning of year	2,279,587	1,955,601	3,412,020	1,037,824	1,756,855	10,441,887
<b>Net position – end of year</b>	<b>\$2,334,653</b>	<b>\$2,151,152</b>	<b>\$3,643,324</b>	<b>\$1,073,555</b>	<b>\$1,886,627</b>	<b>\$11,089,311</b>
<b>CONDENSED STATEMENT OF CASH FLOWS</b>						
<i>Net cash provided (used) by:</i>						
Operating activities	(\$81,515)	(\$20,391)	\$23,721	(\$22,068)	(\$47,990)	(\$148,243)
Noncapital financing activities	52,452	77,302	103,564	39,337	72,309	344,964
Investing activities	26,845	(171,972)	(128,440)	6,931	(30,830)	(297,466)
<b>Net increase (decrease) in cash and cash equivalents</b>	<b>(2,218)</b>	<b>(115,061)</b>	<b>(1,155)</b>	<b>24,200</b>	<b>(6,511)</b>	<b>(100,745)</b>
Cash and cash equivalents – beginning of year	8,388	385,342	9,298	1,045	54,521	458,594
<b>Cash and cash equivalents – end of year</b>	<b>\$6,170</b>	<b>\$270,281</b>	<b>\$8,143</b>	<b>\$25,245</b>	<b>\$48,010</b>	<b>\$357,849</b>

Additional information on the foundations can be found in the foundations' separately issued annual reports, which can be obtained by contacting the individual foundation.

## 21. COMMITMENTS AND CONTINGENCIES

### Contractual Commitments

Amounts committed but unexpended for construction projects totaled \$2.8 billion at June 30, 2021. The University has a remaining commitment to contribute \$74.8 million for investments in joint ventures at June 30, 2021. The University has a remaining commitment for one of its campuses through 2036 to provide \$82.6 million for fire and other city related services at June 30, 2021.

The University leases land, buildings and equipment under agreements recorded as operating leases. Operating lease expenses for the years ended June 30, 2021 and 2020 were \$382.4 million and \$371.9 million, respectively. The terms of the operating leases extend through 2096.

Future minimum payments on operating leases with an initial or remaining non-cancelable term in excess of one year are as follows:

<i>(in thousands of dollars)</i>	UNIVERSITY OF CALIFORNIA
<i>Year Ending June 30</i>	
2022	\$343,258
2023	271,543
2024	232,615
2025	190,373
2026	148,120
2027-2031	481,308
2032-2036	141,472
2037-2041	35,738
2042-2046	1,993
2047-2051	1,800
2052-2056	1,800
2057-2061	1,800
2062-2066	2,213
2067-2071	4,050
2072-2076	4,050
2077-2081	4,607
2082-2086	7,087
2087-2091	7,087
2092-2096	5,788
<b>Total</b>	<b>\$1,886,702</b>

### Contingencies

Substantial amounts are received and expended by the University, including its medical centers, under federal and state programs, and are subject to audit by cognizant governmental agencies. This funding relates to research, student aid, medical center operations and other programs. University management believes that any liabilities arising from such audits will not have a material effect on the University's financial position.

The University and the campus foundations are contingently liable in connection with certain other claims and contracts, including those currently in litigation, arising in the normal course of its activities. Although there are inherent uncertainties in any litigation, University management and general counsel are of the opinion that the outcome of such matters will not have a material effect on the University's financial position.

## 22. Risks and Uncertainties

The outbreak of COVID-19, a respiratory disease caused by a new strain of coronavirus, has been declared a pandemic by the World Health Organization. The outbreak of the disease has affected travel, commerce and financial markets globally resulting in business closures, work stoppages, slowdowns and delays, work-from-home policies, travel restrictions and cancellations of events. While there has been and will continue to be material financial impacts to the University due to COVID-19 that affect financial results for 2022 and potentially beyond, we believe we have sufficient liquidity to meet our operating and financial needs. However, given the difficulty in predicting the duration and severity of the coronavirus on the University, the economy and the financial markets, the ultimate impact may be material.

# Required Supplementary Information *(Unaudited)*

## UCRP

The schedule of changes in net pension liability includes multiyear trend information about whether the pension assets are increasing or decreasing over time relative to the pension liabilities. The University's schedule of changes in the net pension liability for UCRP as of June 30 is:

<i>(in thousands of dollars)</i>	2021	2020	2019	2018	2017
<b>TOTAL PENSION LIABILITY</b>					
Service cost	\$2,564,134	\$2,466,497	\$1,946,612	\$1,873,004	\$1,807,143
Interest on the total pension liability	6,311,412	5,981,599	5,576,660	5,295,733	5,035,267
Difference between expected and actual experience	462,839	(282,321)	334,605	138,419	74,664
Changes of assumptions or other inputs			7,816,717		
Benefits paid, including refunds of employee contributions	(4,299,910)	(3,944,998)	(3,816,434)	(3,587,554)	(3,320,990)
<b>Net change in total pension liability</b>	<b>5,038,475</b>	<b>4,220,777</b>	<b>11,858,160</b>	<b>3,719,602</b>	<b>3,596,084</b>
Total pension liability - beginning of year	92,625,385	88,404,608	76,546,448	72,826,846	69,230,762
<b>Total pension liability - end of year</b>	<b>97,663,860</b>	<b>92,625,385</b>	<b>88,404,608</b>	<b>76,546,448</b>	<b>72,826,846</b>
<b>PLAN NET POSITION</b>					
Contributions - employer	2,705,058	2,444,025	2,408,650	2,335,874	2,385,576
Contributions - member	1,053,939	1,019,302	956,543	941,144	891,987
Contributions - state				169,000	171,000
Net investment income	21,439,296	1,184,938	4,018,595	4,837,552	7,866,281
Benefits paid, including refunds of employee contributions	(4,299,910)	(3,944,998)	(3,816,434)	(3,587,554)	(3,320,990)
Administrative expense	(64,826)	(65,989)	(61,981)	(36,684)	(44,128)
<b>Net change in plan net position</b>	<b>20,833,557</b>	<b>637,278</b>	<b>3,505,373</b>	<b>4,659,332</b>	<b>7,949,726</b>
Plan net position - beginning of year	70,916,241	70,278,963	66,773,590	62,114,258	54,164,532
<b>Plan net position - end of year</b>	<b>91,749,798</b>	<b>70,916,241</b>	<b>70,278,963</b>	<b>66,773,590</b>	<b>62,114,258</b>
<b>Net pension liability - end of year</b>	<b>\$5,914,062</b>	<b>\$21,709,144</b>	<b>\$18,125,645</b>	<b>\$9,772,858</b>	<b>\$10,712,588</b>

<i>(in thousands of dollars)</i>	2016	2015	2014	2013	2012
<b>TOTAL PENSION LIABILITY</b>					
Service cost	\$1,710,241	\$1,589,267	\$1,519,183	\$1,456,761	\$1,531,094
Interest on the total pension liability	4,784,904	4,538,846	4,316,728	4,112,461	3,871,146
Difference between expected and actual experience	136,167	(112,155)	(320,624)	(183,253)	(212,758)
Changes of assumptions or other inputs		2,136,793		(3,312,815)	4,923,778
Benefits paid, including refunds of employee contributions	(3,105,641)	(2,976,992)	(2,687,540)	(2,487,369)	(2,273,071)
<b>Net change in total pension liability</b>	<b>3,525,671</b>	<b>5,175,759</b>	<b>2,827,747</b>	<b>(414,215)</b>	<b>7,840,189</b>
Total pension liability - beginning of year	65,705,091	60,529,332	57,701,585	58,115,800	50,275,611
<b>Total pension liability - end of year</b>	<b>69,230,762</b>	<b>65,705,091</b>	<b>60,529,332</b>	<b>57,701,585</b>	<b>58,115,800</b>
<b>PLAN NET POSITION</b>					
Contributions - employer	2,426,683	2,510,046	1,580,876	810,056	1,851,460
Contributions - member	845,036	793,012	577,466	415,641	272,420
Contributions - state	96,000				
Net investment income	(1,104,655)	1,993,801	8,009,980	4,833,339	115,863
Benefits paid, including refunds of employee contributions	(3,105,642)	(2,976,993)	(2,687,540)	(2,487,369)	(2,273,071)
Administrative expense	(48,340)	(48,283)	(37,641)	(37,426)	(32,839)
<b>Net change in plan net position</b>	<b>(890,918)</b>	<b>2,271,583</b>	<b>7,443,141</b>	<b>3,534,241</b>	<b>(66,167)</b>
Plan net position - beginning of year	55,055,450	52,783,867	45,340,726	41,806,485	41,872,652
<b>Plan net position - end of year</b>	<b>54,164,532</b>	<b>55,055,450</b>	<b>52,783,867</b>	<b>45,340,726</b>	<b>41,806,485</b>
<b>Net pension liability - end of year</b>	<b>\$15,066,230</b>	<b>\$10,649,641</b>	<b>\$7,745,465</b>	<b>\$12,360,859</b>	<b>\$16,309,315</b>

The University's schedule of net pension liability for UCRP as of June 30 is:

<i>(in thousands of dollars)</i>	<b>2021</b>	<b>2020</b>	<b>2019</b>	<b>2018</b>	<b>2017</b>
Total pension liability	\$97,663,860	\$92,625,385	\$88,404,608	\$76,546,448	\$72,826,846
Plan net position	91,749,798	70,916,241	70,278,963	66,773,590	62,114,258
<b>Net pension liability</b>	<b>\$5,914,062</b>	<b>\$21,709,144</b>	<b>\$18,125,645</b>	<b>\$9,772,858</b>	<b>\$10,712,588</b>
Ratio of plan net position to total pension liability	93.9%	76.6%	79.5%	87.2%	85.3%
Covered payroll	\$13,215,494	\$13,056,696	\$12,168,209	\$11,923,489	\$11,301,506
Net pension liability as a percentage of covered payroll	44.8%	166.3%	149.0%	82.0%	94.8%

<i>(in thousands of dollars)</i>	<b>2016</b>	<b>2015</b>	<b>2014</b>	<b>2013</b>	<b>2012</b>
Total pension liability	\$69,230,762	\$65,705,091	\$60,529,332	\$57,701,585	\$58,115,800
Plan net position	54,164,532	55,055,450	52,783,867	45,340,726	41,806,485
<b>Net pension liability</b>	<b>\$15,066,230</b>	<b>\$10,649,641</b>	<b>\$7,745,465</b>	<b>\$12,360,859</b>	<b>\$16,309,315</b>
Ratio of plan net position to total pension liability	78.2%	83.8%	87.2%	78.6%	71.9%
Covered payroll	\$10,689,424	\$10,047,570	\$9,372,583	\$8,921,077	\$8,594,147
Net pension liability as a percentage of covered payroll	140.9%	106.0%	82.6%	138.6%	189.8%

The University's schedule of employer contributions for UCRP as of June 30 is:

(in thousands of dollars)

YEAR ENDED JUNE 30	ACTUARIALLY DETERMINED CONTRIBUTIONS	CONTRIBUTIONS IN RELATION TO ACTUARIAL CONTRIBUTIONS	CONTRIBUTION DEFICIENCY (EXCESS)	COVERED PAYROLL	CONTRIBUTIONS AS A PERCENTAGE OF COVERED PAYROLL
2021	\$3,523,568	\$2,705,058	\$818,510	\$13,215,494	20%
2020	2,516,234	2,444,025	72,209	13,056,696	19
2019	2,742,671	2,408,650	334,021	12,168,209	20
2018	2,669,169	2,504,874	164,295	11,923,489	21
2017	2,654,710	2,556,576	98,134	11,301,506	23
2016	2,610,953	2,522,683	88,270	10,689,424	24
2015	2,664,384	2,510,046	154,338	10,047,570	25
2014	2,472,697	1,580,876	891,821	9,372,583	17
2013	2,062,022	810,056	1,251,966	8,921,077	9
2012	1,806,205	1,851,459	(45,254)	8,594,147	22

## NOTES TO SCHEDULE

### Methods and assumptions used to determined contribution rates:

Valuation date	Actuarially determined contribution rates are calculated as of July 1, two years prior to the end of the fiscal year in which contributions are reported.
Actuarial cost method	Entry age actuarial cost method.
Amortization method	Level dollar, closed periods.
Remaining amortization period	17.97 years as of July 1, 2020.  The July 1, 2010 amortization bases were combined into a single amortization base and amortized over 30 years. Any changes in Unfunded Actuarial Accrued Liability (UAAL) due to actuarial experience gains or losses after July 1, 2010, are separately amortized over a fixed (closed) 30-year period effective with that valuation. Any changes in UAAL due to a change in actuarial assumptions or plan provisions are separately amortized over a fixed (closed) 15-year period. Any changes in UAAL due to actuarial experience gains or losses or a change in actuarial assumptions after July 1, 2014, are separately amortized over a fixed (closed) 20-year period.
Asset valuation method	The market value of assets less unrecognized returns in each of the last five years. An unrecognized return is equal to the difference between the actual and the expected return on a market value basis and is recognized over a five-year period.
Inflation	2.50%.
Investment rate of return	6.75%, net of pension plan investment expenses, including inflation.
Projected salary increases	3.65-5.95%, varying by service, including inflation.
Cost-of-living adjustments	2.00%.
Mortality	Active and inactive: Pub-2010 Teacher Employee Amount-Weighted Above-Median Mortality Table.  Healthy: Pub-2010 Healthy Teacher Amount-Weighted Above-Median Mortality Table, multiplied by 90 percent for male faculty members, 95 percent for female faculty members, 100 percent for other male members and 110 percent for other female members.  Beneficiaries of retired members: Pub-2010 Contingent Survivor Amount-Weighted Above-Median Mortality Table multiplied by 100 percent for males and 90 percent for females.  Disabled: Pub-2010 Non-Safety Disabled Retiree Amount-Weighted Mortality Table.  All mortality tables listed above are projected generationally with the two-dimensional mortality improvement scale MP-2018.



## UC-VERIP

The University's schedule of changes in net pension liability for UC-VERIP as of June 30 is:

<i>(in thousands of dollars)</i>	<b>2021</b>	<b>2020</b>	<b>2019</b>	<b>2018</b>	<b>2017</b>
<b>TOTAL PENSION LIABILITY</b>					
Interest on the total pension liability	\$1,513	\$1,656	\$1,983	\$2,042	\$2,463
Difference between expected and actual experience	179	(1,342)	(79)	(436)	(189)
Changes of assumptions or other inputs			714		
Benefits paid, including refunds of employee contributions	(3,750)	(4,142)	(4,213)	(4,610)	(4,738)
<b>Net change in total pension surplus</b>	<b>(2,058)</b>	<b>(3,828)</b>	<b>(1,595)</b>	<b>(3,004)</b>	<b>(2,464)</b>
Total pension liability - beginning of year	24,117	27,945	29,540	32,544	35,008
<b>Total pension liability - end of year</b>	<b>22,059</b>	<b>24,117</b>	<b>27,945</b>	<b>29,540</b>	<b>32,544</b>
<b>PLAN NET POSITION</b>					
Net investment income	18,277	1,049	3,748	4,885	8,666
Benefits paid, including refunds of employee contributions	(3,750)	(4,142)	(4,213)	(4,610)	(4,738)
Administrative expense	(4)	(4)	(5)	(5)	(6)
<b>Net change in plan net position</b>	<b>14,523</b>	<b>(3,097)</b>	<b>(470)</b>	<b>270</b>	<b>3,922</b>
Plan net position - beginning of year	61,681	64,778	65,248	64,978	61,056
<b>Plan net position - end of year</b>	<b>76,204</b>	<b>61,681</b>	<b>64,778</b>	<b>65,248</b>	<b>64,978</b>
<b>Net pension surplus - end of year</b>	<b>(\$54,145)</b>	<b>(\$37,564)</b>	<b>(\$36,833)</b>	<b>(\$35,708)</b>	<b>(\$32,434)</b>
<i>(in thousands of dollars)</i>	<b>2016</b>	<b>2015</b>	<b>2014</b>	<b>2013</b>	<b>2012</b>
<b>TOTAL PENSION LIABILITY</b>					
Interest on the total pension liability	\$2,533	\$2,704	\$2,857	\$3,052	\$3,227
Changes of benefit terms					11,186
Difference between expected and actual experience	(650)	242	(436)	(241)	172
Changes of assumptions or other inputs		1,837			1,268
Benefits paid, including refunds of employee contributions	(4,937)	(5,081)	(5,169)	(5,278)	(5,369)
<b>Net change in total pension liability (surplus)</b>	<b>(3,054)</b>	<b>(298)</b>	<b>(2,748)</b>	<b>(2,467)</b>	<b>10,484</b>
Total pension liability - beginning of year	38,062	38,360	41,108	43,575	33,091
<b>Total pension liability - end of year</b>	<b>35,008</b>	<b>38,062</b>	<b>38,360</b>	<b>41,108</b>	<b>43,575</b>
<b>PLAN NET POSITION</b>					
Net investment income	(1,425)	2,550	11,035	7,144	90
Benefits paid, including refunds of employee contributions	(4,937)	(5,081)	(5,169)	(5,278)	(5,369)
Administrative expense	(7)	(6)	(6)	(7)	(7)
<b>Net change in plan net position</b>	<b>(6,369)</b>	<b>(2,537)</b>	<b>5,860</b>	<b>1,859</b>	<b>(5,286)</b>
Plan net position - beginning of year	67,425	69,962	64,102	62,243	67,529
<b>Plan net position - end of year</b>	<b>61,056</b>	<b>67,425</b>	<b>69,962</b>	<b>64,102</b>	<b>62,243</b>
<b>Net pension surplus - end of year</b>	<b>(\$26,048)</b>	<b>(\$29,363)</b>	<b>(\$31,602)</b>	<b>(\$22,994)</b>	<b>(\$18,668)</b>

The University's schedule of net pension asset for UC-VERIP as of June 30 is:

<i>(in thousands of dollars)</i>	<b>2021</b>	<b>2020</b>	<b>2019</b>	<b>2018</b>	<b>2017</b>
Total pension liability	\$22,059	\$24,117	\$27,945	\$29,540	\$32,544
Plan net position	76,204	61,681	64,778	65,248	64,978
<b>Net pension surplus</b>	<b>(\$54,145)</b>	<b>(\$37,564)</b>	<b>(\$36,833)</b>	<b>(\$35,708)</b>	<b>(\$32,434)</b>
Ratio of plan net position to total pension liability	345.5%	255.8%	231.8%	220.9%	199.7%

<i>(in thousands of dollars)</i>	<b>2016</b>	<b>2015</b>	<b>2014</b>	<b>2013</b>	<b>2012</b>
Total pension liability	\$35,008	\$38,062	\$38,360	\$41,108	\$43,575
Plan net position	61,056	67,425	69,962	64,102	62,243
<b>Net pension surplus</b>	<b>(\$26,048)</b>	<b>(\$29,363)</b>	<b>(\$31,602)</b>	<b>(\$22,994)</b>	<b>(\$18,668)</b>
Ratio of plan net position to total pension liability	174.4%	177.1%	182.4%	155.9%	142.8%

The University is not required to make contributions to the UC-VERIP due to its fully funded status.

## CHRCO PENSION PLAN

The schedule of changes in the net pension liability for the CHRCO Pension Plan as of June 30:

<i>(in thousands of dollars)</i>	<b>2021</b>	<b>2020</b>	<b>2019</b>	<b>2018</b>
<b>TOTAL PENSION LIABILITY</b>				
Service cost	\$14,873	\$12,648	\$11,430	\$11,304
Interest on the total pension liability	38,932	36,005	34,165	31,854
Changes of benefit terms				92
Difference between expected and actual experience	18,527	23,581	5,214	3,609
Changes of assumptions or other inputs	(2,413)	28,609	(9,540)	
Benefits paid, including refunds of employee contributions	(19,684)	(17,262)	(15,143)	(12,802)
<b>Net change in total pension liability</b>	<b>50,235</b>	<b>83,581</b>	<b>26,126</b>	<b>34,057</b>
Total pension liability - beginning of year	593,916	510,335	484,209	450,152
<b>Total pension liability - end of year</b>	<b>644,151</b>	<b>593,916</b>	<b>510,335</b>	<b>484,209</b>
<b>PLAN NET POSITION</b>				
Contributions - employer	31,752	31,200	31,200	33,600
Net investment income (loss)	111,835	(7,468)	25,203	33,269
Benefits paid, including refunds of employee contributions	(19,684)	(17,262)	(15,143)	(12,802)
Administrative expense	(3,600)	(3,598)	(2,711)	(3,014)
<b>Net change in plan net position</b>	<b>120,303</b>	<b>2,872</b>	<b>38,549</b>	<b>51,053</b>
Total plan net position - beginning of year	501,482	498,610	460,061	409,008
<b>Total plan net position - end of year</b>	<b>621,785</b>	<b>501,482</b>	<b>498,610</b>	<b>460,061</b>
<b>Net pension liability - end of year</b>	<b>\$22,366</b>	<b>\$92,434</b>	<b>\$11,725</b>	<b>\$24,148</b>

<i>(in thousands of dollars)</i>	<b>2017</b>	<b>2016</b>	<b>2015</b>	<b>2014</b>
<b>TOTAL PENSION LIABILITY</b>				
Service cost	\$9,910	\$10,410	\$9,448	\$9,274
Interest on the total pension liability	29,672	27,782	24,683	22,453
Changes of benefit terms	33	24	40	142
Difference between expected and actual experience	2,442	(3,690)	762	2,487
Changes of assumptions or other inputs		3,613	33,105	
Benefits paid, including refunds of employee contributions	(11,767)	(9,509)	(8,082)	(6,994)
<b>Net change in total pension liability</b>	<b>30,290</b>	<b>28,630</b>	<b>59,956</b>	<b>27,362</b>
Total pension liability - beginning of year	419,862	391,232	331,276	303,914
<b>Total pension liability - end of year</b>	<b>450,152</b>	<b>419,862</b>	<b>391,232</b>	<b>331,276</b>
<b>PLAN NET POSITION</b>				
Contributions - employer	28,800	24,000	18,000	14,500
Net investment income	41,256	214	11,797	48,704
Benefits paid, including refunds of employee contributions	(11,767)	(9,509)	(8,082)	(6,994)
Administrative expense	(2,727)	(1,816)	(1,222)	(718)
<b>Net change in plan net position</b>	<b>55,562</b>	<b>12,889</b>	<b>20,493</b>	<b>55,492</b>
Total plan net position - beginning of year	353,446	340,557	320,064	264,572
<b>Total plan net position - end of year</b>	<b>409,008</b>	<b>353,446</b>	<b>340,557</b>	<b>320,064</b>
<b>Net pension liability - end of year</b>	<b>\$41,144</b>	<b>\$66,416</b>	<b>\$50,675</b>	<b>\$11,212</b>

The schedule of net pension liability for the CHRCO Pension Plan as of June 30 is:

<i>(in thousands of dollars)</i>	<b>2021</b>	<b>2020</b>	<b>2019</b>	<b>2018</b>
Total pension liability	\$644,151	\$593,916	\$510,335	\$484,209
Plan net position	621,785	501,482	498,610	460,061
<b>Net pension liability</b>	<b>\$22,366</b>	<b>\$92,434</b>	<b>\$11,725</b>	<b>\$24,148</b>
Ratio of plan net position to total pension liability	96.5%	84.4%	97.7%	95.0%
Covered payroll	\$220,208	\$209,596	\$190,599	\$187,639
Net pension liability as a percentage of covered payroll	10.2%	44.1%	6.2%	12.9%

<i>(in thousands of dollars)</i>	<b>2017</b>	<b>2016</b>	<b>2015</b>	<b>2014</b>
Total pension liability	\$450,152	\$419,862	\$391,232	\$331,276
Plan net position	409,008	353,446	340,557	320,064
<b>Net pension liability</b>	<b>\$41,144</b>	<b>\$66,416</b>	<b>\$50,675</b>	<b>\$11,212</b>
Ratio of plan net position to total pension liability	90.9%	84.2%	87.0%	96.6%
Covered payroll	\$184,083	\$165,672	\$177,986	\$175,189
Net pension liability as a percentage of covered payroll	22.4%	40.1%	28.5%	6.4%

The schedule of employer contributions for the CHRCO Pension Plan as of June 30 is:

<i>(in thousands of dollars)</i>	<b>2021</b>	<b>2020</b>	<b>2019</b>	<b>2018</b>
Actuarially calculated employer contributions	\$15,270	\$22,070	\$17,870	\$7,710
Contributions in relation to the actuarially calculated employer contribution	31,752	31,200	31,200	33,600
<b>Annual contribution deficiency (excess)</b>	<b>(\$16,482)</b>	<b>(\$9,130)</b>	<b>(\$13,330)</b>	<b>(\$25,890)</b>
Covered payroll	\$220,208	\$209,596	\$190,599	\$187,639
Actual contributions as a percentage of covered payroll	14.4%	14.9%	16.4%	17.9%

<i>(in thousands of dollars)</i>	<b>2017</b>	<b>2016</b>	<b>2015</b>	<b>2014</b>
Actuarially calculated employer contributions	\$5,642	\$7,823	\$12,239	\$21,282
Contributions in relation to the actuarially calculated employer contribution	28,800	24,000	18,000	14,500
<b>Annual contribution deficiency (excess)</b>	<b>(\$23,158)</b>	<b>(\$16,177)</b>	<b>(\$5,761)</b>	<b>\$6,782</b>
Covered payroll	\$184,083	\$165,672	\$177,986	\$175,189
Actual contributions as a percentage of covered payroll	15.6%	14.5%	10.1%	8.3%

## NOTES TO SCHEDULE

### Methods and assumptions used to determine contribution rates:

Valuation date	Actuarially calculated contributions are calculated as of January 1 of the fiscal year (for the Rep Plan) and as of July 1 of the beginning of the fiscal year (for the Unrep Plan) in which contributions are reported.
Actuarially determined contribution	The Plan is subject to funding requirements under ERISA. The contribution shown is the IRC Section 430 minimum contribution prior to offset by credit balances prorated for the number of months in the fiscal year. For the period January 1, 2014 to June 30, 2014, the amount shown does not reflect changes in the Highway and Transportation Funding Act of 2014 (HATFA). The contribution for July 1, 2014 to June 30, 2015, and after includes HATFA. The contribution for July 1, 2020 and after reflects the American Rescue Plan Act of 2021 (ARPA).
Contributions in relation to the actuarially determined contribution	The amount shown is equal to the contributions contributed to the Plan during the fiscal year shown.
Actuarial cost method	Unit Credit Actuarial Cost Method.
Amortization method	Level dollar, closed amortization over a 7-year period from the valuation date as specified under PPA.
Remaining amortization period	15 years for changes in unfunded liabilities that occur each valuation date.
Asset valuation method	The actuarial value of assets is equal to the two-year average of Plan asset values as of the valuation date. The 2-year average is the average of the two prior years' adjusted market value of assets and the current year's market value of assets. For this purpose, the prior years' market value of assets is adjusted to reflect benefit payments, administrative expenses, contributions and expected returns for the prior years. The resulting actuarial value of assets is adjusted to be within 10% of the market value of assets at the valuation date, as required by IRC Section 430.
Inflation	2.8%.
Investment rate of return	6.5%.
Projected salary increases	Represented employees: 3.75% starting in Plan Year 2021 and after; Unrepresented employees: 2.0% for Plan Year 2021, 3.0% for Plan Years 2022 and 2023 and 3.75% for Plan Year 2024 and after.
Cost-of-living adjustments	N/A.
Mortality	IRS generational mortality table prescribed for the valuation year.

## OCERS

The schedule of the University's proportionate share of OCERS' net pension liability is presented below:

(in thousands of dollars)

AS OF JUNE 30	PROPORTION OF THE NET PENSION LIABILITY	PROPORTIONATE SHARE OF NET PENSION LIABILITY	COVERED PAYROLL	PROPORTIONATE SHARE OF THE NET PENSION LIABILITY AS A PERCENTAGE OF ITS COVERED PAYROLL	PLAN FIDUCIARY NET POSITION AS A PERCENTAGE OF THE TOTAL PENSION LIABILITY
2021	0.3%	\$12,669			75.3%
2020	0.3	15,107			71.6
2019	0.3	17,404			67.9
2018	0.3	13,822	\$15	92,146.7%	75.1
2017	0.3	18,057	44	41,038.6	69.0
2016	0.3	18,092	285	6,348.1	69.5

## University Retiree Health Benefits Program

The schedule of changes in the net retiree health benefits liability includes multiyear trend information about whether the net retiree health benefits liability is increasing or decreasing over time. The University's net retiree health benefits liability includes liabilities for campuses, medical centers and LBNL. The University's schedule of changes in the net retiree health benefits liability as of, and for, the year ending June 30 is:

(in thousands of dollars)	2021	2020	2019	2018
<b>TOTAL RETIREE HEALTH BENEFITS LIABILITY</b>				
Service cost	\$1,296,146	\$912,067	\$815,654	\$835,154
Interest on the total retiree health benefits liability	554,169	724,584	758,521	716,777
Changes of benefit terms			(29,315)	
Difference between expected and actual experience	(521,647)	(1,539,139)	(1,219,146)	(1,173,742)
Changes of assumptions or other inputs	212,837	4,354,033	1,124,039	(354,585)
Retiree contributions	88,625	86,166	85,820	79,849
Benefits paid	(551,760)	(546,616)	(512,824)	(504,745)
<b>Net change in total retiree health benefits liability</b>	<b>1,078,370</b>	<b>3,991,095</b>	<b>1,022,749</b>	<b>(401,292)</b>
Total retiree health benefits liability - beginning of year	24,009,690	20,018,595	18,995,846	19,397,138
<b>Total retiree health benefits liability - end of year</b>	<b>25,088,060</b>	<b>24,009,690</b>	<b>20,018,595</b>	<b>18,995,846</b>
<b>PLAN NET POSITION</b>				
University contributions	482,099	462,609	451,437	453,988
Retiree contributions	88,625	86,166	85,820	79,849
Net investment income	208	2,281	3,195	1,634
Insurance premiums	(551,760)	(546,616)	(512,824)	(504,745)
Other deductions	(4,369)	(4,531)	(4,300)	(3,859)
<b>Net change in retiree health benefits net position</b>	<b>14,803</b>	<b>(91)</b>	<b>23,328</b>	<b>26,867</b>
Retiree health benefits net position - beginning of year	156,818	156,909	133,581	106,714
<b>Retiree health benefits net position - end of year</b>	<b>171,621</b>	<b>156,818</b>	<b>156,909</b>	<b>133,581</b>
<b>Net retiree health benefits liability - end of year</b>	<b>\$24,916,439</b>	<b>\$23,852,872</b>	<b>\$19,861,686</b>	<b>\$18,862,265</b>

<i>(in thousands of dollars)</i>	<b>2017</b>	<b>2016</b>	<b>2015</b>
<b>TOTAL RETIREE HEALTH BENEFITS LIABILITY</b>			
Service cost	\$1,004,644	\$830,041	\$702,935
Interest on the total retiree health benefits liability	646,279	735,294	719,853
Difference between expected and actual experience	101,280	(1,948,111)	
Changes of assumptions or other inputs	(3,827,924)	3,925,503	1,402,476
Retiree contributions	72,716	65,705	56,340
Benefits paid	(467,846)	(451,166)	(435,189)
<b>Net change in total retiree health benefits liability</b>	<b>(2,470,851)</b>	<b>3,157,266</b>	<b>2,446,415</b>
Total retiree health benefits liability - beginning of year	21,867,989	18,710,723	16,264,308
<b>Total retiree health benefits liability - end of year</b>	<b>19,397,138</b>	<b>21,867,989</b>	<b>18,710,723</b>
<b>PLAN NET POSITION</b>			
University contributions	432,953	410,945	367,416
Retiree contributions	72,716	65,705	56,340
Net investment income	606	155	41
Insurance premiums	(467,846)	(451,166)	(435,189)
Other deductions	(4,256)	(3,743)	(3,147)
<b>Net change in retiree health benefits net position</b>	<b>34,173</b>	<b>21,896</b>	<b>(14,539)</b>
Retiree health benefits net position - beginning of year	72,541	50,645	65,184
<b>Retiree health benefits net position - end of year</b>	<b>106,714</b>	<b>72,541</b>	<b>50,645</b>
<b>Net retiree health benefits liability - end of year</b>	<b>\$19,290,424</b>	<b>\$21,795,448</b>	<b>\$18,660,078</b>

The University's schedule of net retiree health benefits liability as of June 30 is:

<i>(in thousands of dollars)</i>	<b>2021</b>	<b>2020</b>	<b>2019</b>	<b>2018</b>
Total retiree health benefits liability	\$25,088,060	\$24,009,690	\$20,018,595	\$18,995,846
Retiree health benefits net position	171,621	156,818	156,909	133,581
<b>Net retiree health benefits liability</b>	<b>\$24,916,439</b>	<b>\$23,852,872</b>	<b>\$19,861,686</b>	<b>\$18,862,265</b>
Ratio of retiree health benefits net position to total retiree health benefits liability	0.7%	0.7%	0.8%	0.7%
Covered payroll	\$13,975,566	\$13,461,790	\$12,717,122	\$12,391,018
Net retiree health benefits liability as a percentage of covered payroll	178.3%	177.2%	156.2%	152.2%
Discount rate	2.16%	2.21%	3.50%	3.87%

<i>(in thousands of dollars)</i>	<b>2017</b>	<b>2016</b>	<b>2015</b>
Total retiree health benefits liability	\$19,397,138	\$21,867,989	\$18,710,723
Retiree health benefits net position	106,714	72,541	50,645
<b>Net retiree health benefits liability</b>	<b>\$19,290,424</b>	<b>\$21,795,448</b>	<b>\$18,660,078</b>
Ratio of retiree health benefits net position to total retiree health benefits liability	0.6%	0.3%	0.3%
Covered payroll	\$11,495,997	\$10,689,424	\$10,047,570
Net retiree health benefits liability as a percentage of covered payroll	167.8%	203.9%	185.7%
Discount rate	3.58%	2.85%	3.80%

## University of California Retiree Health Benefit Trust

The schedule of changes in the net retiree health benefits liability includes multiyear trend information about whether the trust assets are increasing or decreasing over time relative to the total retiree health benefits liability for the campuses and medical centers. UCRHBT's schedule of changes in net retiree health benefits liability as of, and for, the year ending June 30 is:

<i>(in thousands of dollars)</i>	2021	2020	2019	2018
<b>TOTAL RETIREE HEALTH BENEFIT LIABILITY</b>				
Service cost	\$1,270,153	\$893,557	\$798,249	\$816,483
Interest on the total retiree health benefits liability	538,187	702,640	734,693	694,562
Changes of benefit terms			(28,401)	
Difference between expected and actual experience	(493,529)	(1,474,623)	(1,175,284)	(1,149,032)
Changes of assumptions or other inputs	206,722	4,222,620	1,091,609	(353,516)
Retiree contributions	85,607	83,111	82,710	76,873
Benefits paid	(529,804)	(525,262)	(490,615)	(483,479)
<b>Net change in total retiree health benefits liability</b>	<b>1,077,336</b>	<b>3,902,043</b>	<b>1,012,961</b>	<b>(398,109)</b>
Total retiree health benefits liability - beginning of year	23,303,096	19,401,053	18,388,092	18,786,201
<b>Total retiree health benefits liability - end of year</b>	<b>24,380,432</b>	<b>23,303,096</b>	<b>19,401,053</b>	<b>18,388,092</b>
<b>PLAN NET POSITION</b>				
University contributions	463,161	444,310	432,338	435,698
Retiree contributions	85,607	83,111	82,710	76,873
Net investment income	208	2,281	3,195	1,634
Insurance premiums	(529,804)	(525,262)	(490,615)	(483,479)
Other deductions	(4,369)	(4,531)	(4,300)	(3,859)
<b>Net change in UCRHBT net position</b>	<b>14,803</b>	<b>(91)</b>	<b>23,328</b>	<b>26,867</b>
UCRHBT net position - beginning of year	156,818	156,909	133,581	106,714
<b>UCRHBT net position - end of year</b>	<b>171,621</b>	<b>156,818</b>	<b>156,909</b>	<b>133,581</b>
<b>Net retiree health benefits liability - end of year</b>	<b>\$24,208,811</b>	<b>\$23,146,278</b>	<b>\$19,244,144</b>	<b>\$18,254,511</b>

<i>(in thousands of dollars)</i>	2017	2016	2015
<b>TOTAL RETIREE HEALTH BENEFIT LIABILITY</b>			
Service cost	\$981,745	\$806,817	\$683,320
Interest on the total retiree health benefits liability	625,947	711,365	695,999
Difference between expected and actual experience	95,254	(1,875,009)	
Changes of assumptions or other inputs	(3,707,921)	3,798,113	1,358,761
Retiree contributions	69,968	65,705	56,340
Benefits paid	(447,604)	(433,849)	(418,244)
<b>Net change in total retiree health benefits liability</b>	<b>(2,382,611)</b>	<b>3,073,142</b>	<b>2,376,176</b>
Total retiree health benefits liability - beginning of year	21,168,812	18,095,670	15,719,494
<b>Total retiree health benefits liability - end of year</b>	<b>18,786,201</b>	<b>21,168,812</b>	<b>18,095,670</b>
<b>PLAN NET POSITION</b>			
University contributions	415,459	393,628	350,471
Retiree contributions	69,968	65,705	56,340
Net investment income	606	155	41
Insurance premiums	(447,604)	(433,849)	(418,244)
Other deductions	(4,256)	(3,743)	(3,147)
<b>Net change in UCRHBT net position</b>	<b>34,173</b>	<b>21,896</b>	<b>(14,539)</b>
UCRHBT net position - beginning of year	72,541	50,645	65,184
<b>UCRHBT net position - end of year</b>	<b>106,714</b>	<b>72,541</b>	<b>50,645</b>
<b>Net retiree health benefits liability - end of year</b>	<b>\$18,679,487</b>	<b>\$21,096,271</b>	<b>\$18,045,025</b>

UCRHBT's schedule of net retiree health benefits liability for campuses and medical centers as of June 30 is:

<i>(in thousands of dollars)</i>	<b>2021</b>	<b>2020</b>	<b>2019</b>	<b>2018</b>
Total retiree health benefits liability	\$24,380,432	\$23,303,096	\$19,401,053	\$18,388,092
UCRHBT net position	171,621	156,818	156,909	133,581
<b>Net retiree health benefits liability</b>	<b>\$24,208,811</b>	<b>\$23,146,278</b>	<b>\$19,244,144</b>	<b>\$18,254,511</b>
Ratio of UCRHBT net position to total retiree health benefits liability	0.7%	0.7%	0.8%	0.7%
Covered payroll	\$13,595,891	\$13,104,846	\$12,381,741	\$12,087,000
Net retiree health benefits liability as a percentage of covered payroll	178.1%	176.6%	155.4%	151.0%
Discount rate	2.16%	2.21%	3.50%	3.87%

<i>(in thousands of dollars)</i>	<b>2017</b>	<b>2016</b>	<b>2015</b>
Total retiree health benefits liability	\$18,786,201	\$21,168,812	\$18,095,670
UCRHBT net position	106,714	72,541	50,645
<b>Net retiree health benefits liability</b>	<b>\$18,679,487</b>	<b>\$21,096,271</b>	<b>\$18,045,025</b>
Ratio of UCRHBT net position to total retiree health benefits liability	0.6%	0.3%	0.3%
Covered payroll	\$11,196,485	\$10,396,827	\$9,758,795
Net retiree health benefits liability as a percentage of covered payroll	166.8%	202.9%	184.9%
Discount rate	3.58%	2.85%	3.80%



**University of California**  
**Summary Schedule of Expenditures of Federal Awards**

*For the Fiscal Year Ended  
June 30, 2021  
(Expressed in whole dollars)*

<b>Cluster</b>	<b>Total Expenditures</b>
Research And Development Cluster	\$3,997,308,874
Student Financial Assistance Cluster	1,599,119,879
SNAP Cluster	14,662,889
TRIO Cluster	12,624,550
Health Center Program Cluster	6,328,247
Medicaid Cluster	3,954,328
Highway Safety Cluster	3,551,184
477 Cluster	3,390,061
Head Start Cluster	2,736,206
Federal Transit Cluster	767,476
Economic Development Cluster	724,918
FMCSA Cluster	678,034
CCDF Cluster	669,259
WIOA Cluster	386,697
Highway Planning And Construction Cluster	122,266
Child Nutrition Cluster	80,237
CDBG - Entitlement Grants Cluster	64,809
Fish And Wildlife Cluster	7,500
Other Federal Programs	1,117,695,578
<b>Grand Total</b>	<b>\$6,764,872,992</b>

University of California  
Schedule of Expenditures of Federal Awards

For the Fiscal Year Ended  
June 30, 2021  
(Expressed in whole dollars)

Research And Development Cluster

Assistance Listing Number	Federal Program Title	Additional Award Identification	Direct / Pass-Through	Agency or Pass-Through Entity	Pass-Through No. or Other Identifier	Federal Expenditures	Passed-Through to Subrecipients
10.001	AGRICULTURAL RESEARCH BASIC AND APPLIED RESEARCH		DIRECT	UNITED STATES DEPARTMENT OF AGRICULTURE (USDA)	VARIOUS	8,200,665	45,963
10.001	AGRICULTURAL RESEARCH BASIC AND APPLIED RESEARCH		PASS-THROUGH	ARKANSAS CHILDREN'S HOSPITAL RESEARCH INSTITUTE	034516	47,155	
10.001	AGRICULTURAL RESEARCH BASIC AND APPLIED RESEARCH		PASS-THROUGH	CRDF GLOBAL	59-0210-6-004	5,000	
10.001	AGRICULTURAL RESEARCH BASIC AND APPLIED RESEARCH		PASS-THROUGH	CRDF GLOBAL	DAA3-19-66142-1	16,806	
10.001	AGRICULTURAL RESEARCH BASIC AND APPLIED RESEARCH		PASS-THROUGH	CRDF GLOBAL	DAA9-19-66139-1	11,689	
10.001	AGRICULTURAL RESEARCH BASIC AND APPLIED RESEARCH		PASS-THROUGH	CRDF GLOBAL	PXDR-D7166	32,802	
10.001	AGRICULTURAL RESEARCH BASIC AND APPLIED RESEARCH		PASS-THROUGH	NORTH CAROLINA STATE UNIVERSITY	58-6080-0-017	957	
10.001	AGRICULTURAL RESEARCH BASIC AND APPLIED RESEARCH		PASS-THROUGH	OREGON STATE UNIVERSITY	58-2072-0-026	130,732	
10.001	AGRICULTURAL RESEARCH BASIC AND APPLIED RESEARCH		PASS-THROUGH	VENTUREWELL	DAA3-19-65152-1	4,711	
10.001	AGRICULTURAL RESEARCH BASIC AND APPLIED RESEARCH		PASS-THROUGH	RUTGERS	58-6048-9-014	13,914	
10.001	AGRICULTURAL RESEARCH BASIC AND APPLIED RESEARCH		PASS-THROUGH	RUTGERS	ARS NACA 58-6080-7-009	75,039	
10.001	AGRICULTURAL RESEARCH BASIC AND APPLIED RESEARCH Total					8,539,469	45,963
10.025	PLANT AND ANIMAL DISEASE, PEST CONTROL, AND ANIMAL CARE		DIRECT	UNITED STATES DEPARTMENT OF AGRICULTURE (USDA)	VARIOUS	5,203,656	160,330
10.025	PLANT AND ANIMAL DISEASE, PEST CONTROL, AND ANIMAL CARE		PASS-THROUGH	CALIFORNIA DEPARTMENT OF FOOD AND AGRICULTURE	009982	4,134	
10.025	PLANT AND ANIMAL DISEASE, PEST CONTROL, AND ANIMAL CARE		PASS-THROUGH	CALIFORNIA DEPARTMENT OF FOOD AND AGRICULTURE	011104	12,034	
10.025	PLANT AND ANIMAL DISEASE, PEST CONTROL, AND ANIMAL CARE		PASS-THROUGH	CALIFORNIA DEPARTMENT OF FOOD AND AGRICULTURE	011632	96,741	
10.025	PLANT AND ANIMAL DISEASE, PEST CONTROL, AND ANIMAL CARE		PASS-THROUGH	CALIFORNIA DEPARTMENT OF FOOD AND AGRICULTURE	011931	45,919	
10.025	PLANT AND ANIMAL DISEASE, PEST CONTROL, AND ANIMAL CARE		PASS-THROUGH	CALIFORNIA DEPARTMENT OF FOOD AND AGRICULTURE	18-0326-001-SF	(1,291)	
10.025	PLANT AND ANIMAL DISEASE, PEST CONTROL, AND ANIMAL CARE		PASS-THROUGH	CALIFORNIA DEPARTMENT OF FOOD AND AGRICULTURE	18-0430-001-SF	130	
10.025	PLANT AND ANIMAL DISEASE, PEST CONTROL, AND ANIMAL CARE		PASS-THROUGH	CALIFORNIA DEPARTMENT OF FOOD AND AGRICULTURE	19-0276-003-SF	(67)	
10.025	PLANT AND ANIMAL DISEASE, PEST CONTROL, AND ANIMAL CARE		PASS-THROUGH	CALIFORNIA DEPARTMENT OF FOOD AND AGRICULTURE	19-0699-001-SF	34,809	
10.025	PLANT AND ANIMAL DISEASE, PEST CONTROL, AND ANIMAL CARE		PASS-THROUGH	CALIFORNIA DEPARTMENT OF FOOD AND AGRICULTURE	19-0979-001-SF	10,204	
10.025	PLANT AND ANIMAL DISEASE, PEST CONTROL, AND ANIMAL CARE		PASS-THROUGH	CALIFORNIA DEPARTMENT OF FOOD AND AGRICULTURE	20-0255-001-SF	6,419	
10.025	PLANT AND ANIMAL DISEASE, PEST CONTROL, AND ANIMAL CARE		PASS-THROUGH	CALIFORNIA DEPARTMENT OF FOOD AND AGRICULTURE	20-0256-001-SF	38,734	
10.025	PLANT AND ANIMAL DISEASE, PEST CONTROL, AND ANIMAL CARE		PASS-THROUGH	CALIFORNIA DEPARTMENT OF FOOD AND AGRICULTURE	20-1081-001-SF	861	
10.025	PLANT AND ANIMAL DISEASE, PEST CONTROL, AND ANIMAL CARE		PASS-THROUGH	CALIFORNIA DEPARTMENT OF FOOD AND AGRICULTURE/MISCELLANEOUS	AP18PPQS&T00C159	5,044	
10.025	PLANT AND ANIMAL DISEASE, PEST CONTROL, AND ANIMAL CARE		PASS-THROUGH	F1K9, LLC	012254	16,270	
10.025	PLANT AND ANIMAL DISEASE, PEST CONTROL, AND ANIMAL CARE		PASS-THROUGH	UNIVERSITY OF FLORIDA	010885	24,949	
10.025	PLANT AND ANIMAL DISEASE, PEST CONTROL, AND ANIMAL CARE		PASS-THROUGH	UNIVERSITY OF FLORIDA	011222	41,040	
10.025	PLANT AND ANIMAL DISEASE, PEST CONTROL, AND ANIMAL CARE Total					5,539,586	160,330
10.168	FARMERS MARKET PROMOTION PROGRAM		DIRECT	UNITED STATES DEPARTMENT OF AGRICULTURE (USDA)	VARIOUS	86,480	52,060
10.168	FARMERS MARKET PROMOTION PROGRAM Total					86,480	52,060
10.170	SPECIALTY CROP BLOCK GRANT PROGRAM - FARM BILL		DIRECT	UNITED STATES DEPARTMENT OF AGRICULTURE (USDA)	VARIOUS	177,662	
10.170	SPECIALTY CROP BLOCK GRANT PROGRAM - FARM BILL		PASS-THROUGH	BACHAND & ASSOCIATES	2030.02-1.00	3,542	
10.170	SPECIALTY CROP BLOCK GRANT PROGRAM - FARM BILL		PASS-THROUGH	BACHAND & ASSOCIATES	2030.02-2.00	2,740	
10.170	SPECIALTY CROP BLOCK GRANT PROGRAM - FARM BILL		PASS-THROUGH	CALIFORNIA DEPARTMENT OF FOOD AND AGRICULTURE	00010294	(5,889)	
10.170	SPECIALTY CROP BLOCK GRANT PROGRAM - FARM BILL		PASS-THROUGH	CALIFORNIA DEPARTMENT OF FOOD AND AGRICULTURE	009926	203,308	37,281
10.170	SPECIALTY CROP BLOCK GRANT PROGRAM - FARM BILL		PASS-THROUGH	CALIFORNIA DEPARTMENT OF FOOD AND AGRICULTURE	010307	74,501	3,309
10.170	SPECIALTY CROP BLOCK GRANT PROGRAM - FARM BILL		PASS-THROUGH	CALIFORNIA DEPARTMENT OF FOOD AND AGRICULTURE	010360	105,230	78,952
10.170	SPECIALTY CROP BLOCK GRANT PROGRAM - FARM BILL		PASS-THROUGH	CALIFORNIA DEPARTMENT OF FOOD AND AGRICULTURE	010404	(5,226)	
10.170	SPECIALTY CROP BLOCK GRANT PROGRAM - FARM BILL		PASS-THROUGH	CALIFORNIA DEPARTMENT OF FOOD AND AGRICULTURE	010498	(9,455)	
10.170	SPECIALTY CROP BLOCK GRANT PROGRAM - FARM BILL		PASS-THROUGH	CALIFORNIA DEPARTMENT OF FOOD AND AGRICULTURE	011234	83,641	
10.170	SPECIALTY CROP BLOCK GRANT PROGRAM - FARM BILL		PASS-THROUGH	CALIFORNIA DEPARTMENT OF FOOD AND AGRICULTURE	011250	222,730	
10.170	SPECIALTY CROP BLOCK GRANT PROGRAM - FARM BILL		PASS-THROUGH	CALIFORNIA DEPARTMENT OF FOOD AND AGRICULTURE	011251	157,461	
10.170	SPECIALTY CROP BLOCK GRANT PROGRAM - FARM BILL		PASS-THROUGH	CALIFORNIA DEPARTMENT OF FOOD AND AGRICULTURE	011665	164,451	35,830
10.170	SPECIALTY CROP BLOCK GRANT PROGRAM - FARM BILL		PASS-THROUGH	CALIFORNIA DEPARTMENT OF FOOD AND AGRICULTURE	011666	12,728	
10.170	SPECIALTY CROP BLOCK GRANT PROGRAM - FARM BILL		PASS-THROUGH	CALIFORNIA DEPARTMENT OF FOOD AND AGRICULTURE	012093	28,926	
10.170	SPECIALTY CROP BLOCK GRANT PROGRAM - FARM BILL		PASS-THROUGH	CALIFORNIA DEPARTMENT OF FOOD AND AGRICULTURE	012215	52,276	
10.170	SPECIALTY CROP BLOCK GRANT PROGRAM - FARM BILL		PASS-THROUGH	CALIFORNIA DEPARTMENT OF FOOD AND AGRICULTURE	17-0275-015-SC	14,703	
10.170	SPECIALTY CROP BLOCK GRANT PROGRAM - FARM BILL		PASS-THROUGH	CALIFORNIA DEPARTMENT OF FOOD AND AGRICULTURE	17027502-SC	32,581	
10.170	SPECIALTY CROP BLOCK GRANT PROGRAM - FARM BILL		PASS-THROUGH	CALIFORNIA DEPARTMENT OF FOOD AND AGRICULTURE	170275032SC	8,261	
10.170	SPECIALTY CROP BLOCK GRANT PROGRAM - FARM BILL		PASS-THROUGH	CALIFORNIA DEPARTMENT OF FOOD AND AGRICULTURE	17-0275-034-SC	229	
10.170	SPECIALTY CROP BLOCK GRANT PROGRAM - FARM BILL		PASS-THROUGH	CALIFORNIA DEPARTMENT OF FOOD AND AGRICULTURE	17-0275-037-SC	(372)	
10.170	SPECIALTY CROP BLOCK GRANT PROGRAM - FARM BILL		PASS-THROUGH	CALIFORNIA DEPARTMENT OF FOOD AND AGRICULTURE	17-0275-040-SC	19,747	

**University of California**  
**Schedule of Expenditures of Federal Awards**

*For the Fiscal Year Ended  
June 30, 2021  
(Expressed in whole dollars)*

**Research And Development Cluster**

Assistance Listing Number	Federal Program Title	Additional Award Identification	Direct / Pass-Through	Agency or Pass-Through Entity	Pass-Through No. or Other Identifier	Federal Expenditures	Passed-Through to Subrecipients
10.170	SPECIALTY CROP BLOCK GRANT PROGRAM - FARM BILL		PASS-THROUGH	CALIFORNIA DEPARTMENT OF FOOD AND AGRICULTURE	17-0275-041-SC	(315)	
10.170	SPECIALTY CROP BLOCK GRANT PROGRAM - FARM BILL		PASS-THROUGH	CALIFORNIA DEPARTMENT OF FOOD AND AGRICULTURE	17-0275-043-SC	2,777	
10.170	SPECIALTY CROP BLOCK GRANT PROGRAM - FARM BILL		PASS-THROUGH	CALIFORNIA DEPARTMENT OF FOOD AND AGRICULTURE	17-0275-045-SC	8,875	
10.170	SPECIALTY CROP BLOCK GRANT PROGRAM - FARM BILL		PASS-THROUGH	CALIFORNIA DEPARTMENT OF FOOD AND AGRICULTURE	17-0275-046-SC	27,094	
10.170	SPECIALTY CROP BLOCK GRANT PROGRAM - FARM BILL		PASS-THROUGH	CALIFORNIA DEPARTMENT OF FOOD AND AGRICULTURE	17-0275-047-SC	(6,139)	
10.170	SPECIALTY CROP BLOCK GRANT PROGRAM - FARM BILL		PASS-THROUGH	CALIFORNIA DEPARTMENT OF FOOD AND AGRICULTURE	17-0275-049-SC	19,455	
10.170	SPECIALTY CROP BLOCK GRANT PROGRAM - FARM BILL		PASS-THROUGH	CALIFORNIA DEPARTMENT OF FOOD AND AGRICULTURE	18-0001-016-SC	56,144	
10.170	SPECIALTY CROP BLOCK GRANT PROGRAM - FARM BILL		PASS-THROUGH	CALIFORNIA DEPARTMENT OF FOOD AND AGRICULTURE	18-0001-019-SC	108,746	
10.170	SPECIALTY CROP BLOCK GRANT PROGRAM - FARM BILL		PASS-THROUGH	CALIFORNIA DEPARTMENT OF FOOD AND AGRICULTURE	18-0001-020-SC	79,494	8,400
10.170	SPECIALTY CROP BLOCK GRANT PROGRAM - FARM BILL		PASS-THROUGH	CALIFORNIA DEPARTMENT OF FOOD AND AGRICULTURE	18-0001-021-SC	116,784	
10.170	SPECIALTY CROP BLOCK GRANT PROGRAM - FARM BILL		PASS-THROUGH	CALIFORNIA DEPARTMENT OF FOOD AND AGRICULTURE	18-0001-024-SC	57,644	
10.170	SPECIALTY CROP BLOCK GRANT PROGRAM - FARM BILL		PASS-THROUGH	CALIFORNIA DEPARTMENT OF FOOD AND AGRICULTURE	18-0001-025-SC	51,876	
10.170	SPECIALTY CROP BLOCK GRANT PROGRAM - FARM BILL		PASS-THROUGH	CALIFORNIA DEPARTMENT OF FOOD AND AGRICULTURE	18-0001-026-SC	45,766	
10.170	SPECIALTY CROP BLOCK GRANT PROGRAM - FARM BILL		PASS-THROUGH	CALIFORNIA DEPARTMENT OF FOOD AND AGRICULTURE	18-0001-027-SC	(1,131)	
10.170	SPECIALTY CROP BLOCK GRANT PROGRAM - FARM BILL		PASS-THROUGH	CALIFORNIA DEPARTMENT OF FOOD AND AGRICULTURE	18-0001-028-SC	53,373	
10.170	SPECIALTY CROP BLOCK GRANT PROGRAM - FARM BILL		PASS-THROUGH	CALIFORNIA DEPARTMENT OF FOOD AND AGRICULTURE	18-0001-029-SC	48,777	
10.170	SPECIALTY CROP BLOCK GRANT PROGRAM - FARM BILL		PASS-THROUGH	CALIFORNIA DEPARTMENT OF FOOD AND AGRICULTURE	18-0001-030-SC	63,245	
10.170	SPECIALTY CROP BLOCK GRANT PROGRAM - FARM BILL		PASS-THROUGH	CALIFORNIA DEPARTMENT OF FOOD AND AGRICULTURE	18-0001-031-SC	61,721	
10.170	SPECIALTY CROP BLOCK GRANT PROGRAM - FARM BILL		PASS-THROUGH	CALIFORNIA DEPARTMENT OF FOOD AND AGRICULTURE	18-0001-039-SC	172,183	
10.170	SPECIALTY CROP BLOCK GRANT PROGRAM - FARM BILL		PASS-THROUGH	CALIFORNIA DEPARTMENT OF FOOD AND AGRICULTURE	18-0001-044-SC	60,952	255
10.170	SPECIALTY CROP BLOCK GRANT PROGRAM - FARM BILL		PASS-THROUGH	CALIFORNIA DEPARTMENT OF FOOD AND AGRICULTURE	18-0001-053-SC	174,891	
10.170	SPECIALTY CROP BLOCK GRANT PROGRAM - FARM BILL		PASS-THROUGH	CALIFORNIA DEPARTMENT OF FOOD AND AGRICULTURE	18-0001-054-SC	56,340	17,313
10.170	SPECIALTY CROP BLOCK GRANT PROGRAM - FARM BILL		PASS-THROUGH	CALIFORNIA DEPARTMENT OF FOOD AND AGRICULTURE	18-0001-056-SC	124,830	
10.170	SPECIALTY CROP BLOCK GRANT PROGRAM - FARM BILL		PASS-THROUGH	CALIFORNIA DEPARTMENT OF FOOD AND AGRICULTURE	18-0001-057-SC	83,306	
10.170	SPECIALTY CROP BLOCK GRANT PROGRAM - FARM BILL		PASS-THROUGH	CALIFORNIA DEPARTMENT OF FOOD AND AGRICULTURE	18-001-017-SC	107,861	
10.170	SPECIALTY CROP BLOCK GRANT PROGRAM - FARM BILL		PASS-THROUGH	CALIFORNIA DEPARTMENT OF FOOD AND AGRICULTURE	19-0001-013-SF	151,274	
10.170	SPECIALTY CROP BLOCK GRANT PROGRAM - FARM BILL		PASS-THROUGH	CALIFORNIA DEPARTMENT OF FOOD AND AGRICULTURE	19-0001-014-SF	51,689	
10.170	SPECIALTY CROP BLOCK GRANT PROGRAM - FARM BILL		PASS-THROUGH	CALIFORNIA DEPARTMENT OF FOOD AND AGRICULTURE	19-0001-015-SF	207,029	
10.170	SPECIALTY CROP BLOCK GRANT PROGRAM - FARM BILL		PASS-THROUGH	CALIFORNIA DEPARTMENT OF FOOD AND AGRICULTURE	19-0001-016-SF	159,973	
10.170	SPECIALTY CROP BLOCK GRANT PROGRAM - FARM BILL		PASS-THROUGH	CALIFORNIA DEPARTMENT OF FOOD AND AGRICULTURE	19-0001-017-SF	206,689	
10.170	SPECIALTY CROP BLOCK GRANT PROGRAM - FARM BILL		PASS-THROUGH	CALIFORNIA DEPARTMENT OF FOOD AND AGRICULTURE	19-0001-019-SF	144,971	
10.170	SPECIALTY CROP BLOCK GRANT PROGRAM - FARM BILL		PASS-THROUGH	CALIFORNIA DEPARTMENT OF FOOD AND AGRICULTURE	19-0001-020-SF	85,538	
10.170	SPECIALTY CROP BLOCK GRANT PROGRAM - FARM BILL		PASS-THROUGH	CALIFORNIA DEPARTMENT OF FOOD AND AGRICULTURE	19-0001-021-SF	123,821	
10.170	SPECIALTY CROP BLOCK GRANT PROGRAM - FARM BILL		PASS-THROUGH	CALIFORNIA DEPARTMENT OF FOOD AND AGRICULTURE	19-0001-032-SF	48,190	
10.170	SPECIALTY CROP BLOCK GRANT PROGRAM - FARM BILL		PASS-THROUGH	CALIFORNIA DEPARTMENT OF FOOD AND AGRICULTURE	19-0001-037-SF	102,854	
10.170	SPECIALTY CROP BLOCK GRANT PROGRAM - FARM BILL		PASS-THROUGH	CALIFORNIA DEPARTMENT OF FOOD AND AGRICULTURE	19-0001-041-SF	83,536	
10.170	SPECIALTY CROP BLOCK GRANT PROGRAM - FARM BILL		PASS-THROUGH	CALIFORNIA DEPARTMENT OF FOOD AND AGRICULTURE	19-0001-043-SF	154,232	
10.170	SPECIALTY CROP BLOCK GRANT PROGRAM - FARM BILL		PASS-THROUGH	CALIFORNIA DEPARTMENT OF FOOD AND AGRICULTURE	19-0001-050-SF	53,167	
10.170	SPECIALTY CROP BLOCK GRANT PROGRAM - FARM BILL		PASS-THROUGH	CALIFORNIA DEPARTMENT OF FOOD AND AGRICULTURE	19-0001-054-SF	257,647	18,135
10.170	SPECIALTY CROP BLOCK GRANT PROGRAM - FARM BILL		PASS-THROUGH	CALIFORNIA DEPARTMENT OF FOOD AND AGRICULTURE	19-0001-059-SF	198,142	
10.170	SPECIALTY CROP BLOCK GRANT PROGRAM - FARM BILL		PASS-THROUGH	CALIFORNIA DEPARTMENT OF FOOD AND AGRICULTURE	19-001-018-SF	138,073	26,955
10.170	SPECIALTY CROP BLOCK GRANT PROGRAM - FARM BILL		PASS-THROUGH	CALIFORNIA DEPARTMENT OF FOOD AND AGRICULTURE	19-1046-001-SF	174,945	74,599
10.170	SPECIALTY CROP BLOCK GRANT PROGRAM - FARM BILL		PASS-THROUGH	CALIFORNIA DEPARTMENT OF FOOD AND AGRICULTURE	20-0001-016-SF	53,682	5,792
10.170	SPECIALTY CROP BLOCK GRANT PROGRAM - FARM BILL		PASS-THROUGH	CALIFORNIA DEPARTMENT OF FOOD AND AGRICULTURE	20-0001-017-SF	104,088	
10.170	SPECIALTY CROP BLOCK GRANT PROGRAM - FARM BILL		PASS-THROUGH	CALIFORNIA DEPARTMENT OF FOOD AND AGRICULTURE	20-0001-030-SF	108,545	
10.170	SPECIALTY CROP BLOCK GRANT PROGRAM - FARM BILL		PASS-THROUGH	CALIFORNIA DEPARTMENT OF FOOD AND AGRICULTURE	20-0001-033-SF	17,002	
10.170	SPECIALTY CROP BLOCK GRANT PROGRAM - FARM BILL		PASS-THROUGH	CALIFORNIA DEPARTMENT OF FOOD AND AGRICULTURE	20-0001-036-SF	21,310	
10.170	SPECIALTY CROP BLOCK GRANT PROGRAM - FARM BILL		PASS-THROUGH	CALIFORNIA DEPARTMENT OF FOOD AND AGRICULTURE	20-0001-038-SF	46,942	
10.170	SPECIALTY CROP BLOCK GRANT PROGRAM - FARM BILL		PASS-THROUGH	CALIFORNIA DEPARTMENT OF FOOD AND AGRICULTURE	20-0001-039-SF	16,890	
10.170	SPECIALTY CROP BLOCK GRANT PROGRAM - FARM BILL		PASS-THROUGH	CALIFORNIA DEPARTMENT OF FOOD AND AGRICULTURE	20-0001-040-SF	48,653	
10.170	SPECIALTY CROP BLOCK GRANT PROGRAM - FARM BILL		PASS-THROUGH	CALIFORNIA DEPARTMENT OF FOOD AND AGRICULTURE	20-0001-042-SF	23,773	
10.170	SPECIALTY CROP BLOCK GRANT PROGRAM - FARM BILL		PASS-THROUGH	CALIFORNIA DEPARTMENT OF FOOD AND AGRICULTURE	20-0001-043-SF	51,380	
10.170	SPECIALTY CROP BLOCK GRANT PROGRAM - FARM BILL		PASS-THROUGH	CALIFORNIA DEPARTMENT OF FOOD AND AGRICULTURE	20-0001-044-SF	1,886	
10.170	SPECIALTY CROP BLOCK GRANT PROGRAM - FARM BILL		PASS-THROUGH	CALIFORNIA DEPARTMENT OF FOOD AND AGRICULTURE	A18-0352-001	5,512	

**University of California**  
**Schedule of Expenditures of Federal Awards**

*For the Fiscal Year Ended  
June 30, 2021  
(Expressed in whole dollars)*

**Research And Development Cluster**

Assistance Listing Number	Federal Program Title	Additional Award Identification	Direct / Pass-Through	Agency or Pass-Through Entity	Pass-Through No. or Other Identifier	Federal Expenditures	Passed-Through to Subrecipients
10.170	SPECIALTY CROP BLOCK GRANT PROGRAM - FARM BILL		PASS-THROUGH	CALIFORNIA DEPARTMENT OF FOOD AND AGRICULTURE	A19-0267-S001	97,396	
10.170	SPECIALTY CROP BLOCK GRANT PROGRAM - FARM BILL		PASS-THROUGH	CALIFORNIA DEPARTMENT OF FOOD AND AGRICULTURE	A19-0312-S001	93,734	
10.170	SPECIALTY CROP BLOCK GRANT PROGRAM - FARM BILL		PASS-THROUGH	CALIFORNIA DEPARTMENT OF FOOD AND AGRICULTURE	A19-0949	97,128	
10.170	SPECIALTY CROP BLOCK GRANT PROGRAM - FARM BILL		PASS-THROUGH	CALIFORNIA DEPARTMENT OF FOOD AND AGRICULTURE	A20-1075-S001	33,665	
10.170	SPECIALTY CROP BLOCK GRANT PROGRAM - FARM BILL		PASS-THROUGH	CALIFORNIA DEPARTMENT OF FOOD AND AGRICULTURE	A21-0411	34,322	
10.170	SPECIALTY CROP BLOCK GRANT PROGRAM - FARM BILL		PASS-THROUGH	CALIFORNIA DEPARTMENT OF FOOD AND AGRICULTURE	A21-1010-S001	56,723	
10.170	SPECIALTY CROP BLOCK GRANT PROGRAM - FARM BILL		PASS-THROUGH	CALIFORNIA DEPARTMENT OF FOOD AND AGRICULTURE	A21-3116	4,763	
10.170	SPECIALTY CROP BLOCK GRANT PROGRAM - FARM BILL		PASS-THROUGH	CALIFORNIA DEPARTMENT OF FOOD AND AGRICULTURE	S-001305	22,068	
10.170	SPECIALTY CROP BLOCK GRANT PROGRAM - FARM BILL		PASS-THROUGH	CALIFORNIA DEPARTMENT OF FOOD AND AGRICULTURE/MISCELLANEOUS	A21-0144-S001	157,525	88,508
10.170	SPECIALTY CROP BLOCK GRANT PROGRAM - FARM BILL		PASS-THROUGH	CENTER FOR PRODUCE SAFETY	18-0275-077-SC	99,228	
10.170	SPECIALTY CROP BLOCK GRANT PROGRAM - FARM BILL		PASS-THROUGH	CENTER FOR PRODUCE SAFETY	2018CPS07	316	
10.170	SPECIALTY CROP BLOCK GRANT PROGRAM - FARM BILL		PASS-THROUGH	CENTER FOR PRODUCE SAFETY	2021CPS08	50,805	
10.170	SPECIALTY CROP BLOCK GRANT PROGRAM - FARM BILL		PASS-THROUGH	CENTER FOR PRODUCE SAFETY	2021CPS13	51,012	
10.170	SPECIALTY CROP BLOCK GRANT PROGRAM - FARM BILL		PASS-THROUGH	PROJECT APIS M.	A20-2302	3,692	
10.170	SPECIALTY CROP BLOCK GRANT PROGRAM - FARM BILL		PASS-THROUGH	RIVERSIDE UNIFIED SCHOOL DISTRICT	Y19-4506	12,409	
10.170	SPECIALTY CROP BLOCK GRANT PROGRAM - FARM BILL		PASS-THROUGH	TEXAS AGRILIFE RESEARCH	TX-SCM-17-04	101,463	
10.170	SPECIALTY CROP BLOCK GRANT PROGRAM - FARM BILL		PASS-THROUGH	UNIVERSITY CORPORATION AT MONTEREY BAY	17-0275-033-SC	472	
10.170	SPECIALTY CROP BLOCK GRANT PROGRAM - FARM BILL Total					6,676,480	395,329
10.175	FARMERS MARKET AND LOCAL FOOD PROMOTION PROGRAM		PASS-THROUGH	COMMUNITY ALLIANCE WITH FAMILY FARMERS	Y20-5191	18,374	
10.175	FARMERS MARKET AND LOCAL FOOD PROMOTION PROGRAM Total					18,374	
10.177	REGIONAL FOOD SYSTEM PARTNERSHIPS		PASS-THROUGH	GREEN TECHNICAL EDUCATION AND EMPLOYMENT	Y20-5157	3,444	
10.177	REGIONAL FOOD SYSTEM PARTNERSHIPS Total					3,444	
10.200	GRANTS FOR AGRICULTURAL RESEARCH, SPECIAL RESEARCH GRANTS		DIRECT	UNITED STATES DEPARTMENT OF AGRICULTURE (USDA)	VARIOUS	298,673	26,000
10.200	GRANTS FOR AGRICULTURAL RESEARCH, SPECIAL RESEARCH GRANTS		PASS-THROUGH	MICHIGAN STATE UNIVERSITY	20187000730417	10,640	
10.200	GRANTS FOR AGRICULTURAL RESEARCH, SPECIAL RESEARCH GRANTS		PASS-THROUGH	MISSISSIPPI STATE UNIVERSITY	20163850025752_20183850028888	2,347	
10.200	GRANTS FOR AGRICULTURAL RESEARCH, SPECIAL RESEARCH GRANTS		PASS-THROUGH	MISSISSIPPI STATE UNIVERSITY	20183850028888	6,119	
10.200	GRANTS FOR AGRICULTURAL RESEARCH, SPECIAL RESEARCH GRANTS		PASS-THROUGH	RESOURCES FOR THE FUTURE, INC.	201700337	31,294	
10.200	GRANTS FOR AGRICULTURAL RESEARCH, SPECIAL RESEARCH GRANTS		PASS-THROUGH	TEXAS A&M RESEARCH FOUNDATION	M2000229-A	40,384	
10.200	GRANTS FOR AGRICULTURAL RESEARCH, SPECIAL RESEARCH GRANTS		PASS-THROUGH	TEXAS A&M RESEARCH FOUNDATION	M2000229-B	41,211	
10.200	GRANTS FOR AGRICULTURAL RESEARCH, SPECIAL RESEARCH GRANTS		PASS-THROUGH	UNIVERSITY OF FLORIDA	008150	(6,716)	
10.200	GRANTS FOR AGRICULTURAL RESEARCH, SPECIAL RESEARCH GRANTS		PASS-THROUGH	UNIVERSITY OF FLORIDA	008151	7,145	
10.200	GRANTS FOR AGRICULTURAL RESEARCH, SPECIAL RESEARCH GRANTS		PASS-THROUGH	UNIVERSITY OF WASHINGTON	2018-38500-28889	40,429	
10.200	GRANTS FOR AGRICULTURAL RESEARCH, SPECIAL RESEARCH GRANTS		PASS-THROUGH	UNIVERSITY OF WASHINGTON	UWSC11794	60,210	11,457
10.200	GRANTS FOR AGRICULTURAL RESEARCH, SPECIAL RESEARCH GRANTS		PASS-THROUGH	UNIVERSITY OF WASHINGTON	UWSC11795	16,820	
10.200	GRANTS FOR AGRICULTURAL RESEARCH, SPECIAL RESEARCH GRANTS Total					548,558	37,457
10.202	COOPERATIVE FORESTRY RESEARCH		DIRECT	UNITED STATES DEPARTMENT OF AGRICULTURE (USDA)	VARIOUS	774,532	
10.202	COOPERATIVE FORESTRY RESEARCH Total					774,532	
10.203	PAYMENTS TO AGRICULTURAL EXPERIMENT STATIONS UNDER THE HATCH ACT		DIRECT	UNITED STATES DEPARTMENT OF AGRICULTURE (USDA)	VARIOUS	8,056,148	
10.203	PAYMENTS TO AGRICULTURAL EXPERIMENT STATIONS UNDER THE HATCH ACT Total					8,056,148	
10.207	ANIMAL HEALTH AND DISEASE RESEARCH		DIRECT	UNITED STATES DEPARTMENT OF AGRICULTURE (USDA)	VARIOUS	271,333	
10.207	ANIMAL HEALTH AND DISEASE RESEARCH		PASS-THROUGH	CALIFORNIA DEPARTMENT OF FOOD AND AGRICULTURE	20-0438-001-SF	32,878	
10.207	ANIMAL HEALTH AND DISEASE RESEARCH Total					304,211	
10.210	HIGHER EDUCATION – GRADUATE FELLOWSHIPS GRANT PROGRAM		DIRECT	UNITED STATES DEPARTMENT OF AGRICULTURE (USDA)	VARIOUS	77,051	
10.210	HIGHER EDUCATION – GRADUATE FELLOWSHIPS GRANT PROGRAM Total					77,051	
10.212	SMALL BUSINESS INNOVATION RESEARCH		PASS-THROUGH	ADVANCED COOLING TECHNOLOGIES, INC.	41276	20,816	
10.212	SMALL BUSINESS INNOVATION RESEARCH Total					20,816	
10.215	SUSTAINABLE AGRICULTURE RESEARCH AND EDUCATION		DIRECT	UNITED STATES DEPARTMENT OF AGRICULTURE (USDA)	VARIOUS	33,042	
10.215	SUSTAINABLE AGRICULTURE RESEARCH AND EDUCATION		PASS-THROUGH	AMADOR RESOURCE CONSERVATION DISTRICT	Y18-4430	4,964	
10.215	SUSTAINABLE AGRICULTURE RESEARCH AND EDUCATION		PASS-THROUGH	CALIFORNIA STATE UNIVERSITY SACRAMENTO/UNIVERSITY ENTERPRISE	2017-38640-26913	(7,570)	
10.215	SUSTAINABLE AGRICULTURE RESEARCH AND EDUCATION		PASS-THROUGH	MONTANA STATE UNIVERSITY	012069	2,121	
10.215	SUSTAINABLE AGRICULTURE RESEARCH AND EDUCATION		PASS-THROUGH	MONTANA STATE UNIVERSITY	20193864029880	41,879	
10.215	SUSTAINABLE AGRICULTURE RESEARCH AND EDUCATION		PASS-THROUGH	MONTANA STATE UNIVERSITY	G112-21-W7899	29,697	
10.215	SUSTAINABLE AGRICULTURE RESEARCH AND EDUCATION		PASS-THROUGH	MONTANA STATE UNIVERSITY	G165-20-W7503	14,875	
10.215	SUSTAINABLE AGRICULTURE RESEARCH AND EDUCATION		PASS-THROUGH	MONTANA STATE UNIVERSITY	G170-20-W7503	22,147	

**University of California**  
**Schedule of Expenditures of Federal Awards**

*For the Fiscal Year Ended  
June 30, 2021  
(Expressed in whole dollars)*

**Research And Development Cluster**

Assistance Listing Number	Federal Program Title	Additional Award Identification	Direct / Pass-Through	Agency or Pass-Through Entity	Pass-Through No. or Other Identifier	Federal Expenditures	Passed-Through to Subrecipients
10.215	SUSTAINABLE AGRICULTURE RESEARCH AND EDUCATION		PASS-THROUGH	MONTANA STATE UNIVERSITY	G170-21-W7902	3,554	
10.215	SUSTAINABLE AGRICULTURE RESEARCH AND EDUCATION		PASS-THROUGH	MONTANA STATE UNIVERSITY	G255-19-W7500	3,692	
10.215	SUSTAINABLE AGRICULTURE RESEARCH AND EDUCATION		PASS-THROUGH	MONTANA STATE UNIVERSITY	G334-20-W7899	152,579	
10.215	SUSTAINABLE AGRICULTURE RESEARCH AND EDUCATION		PASS-THROUGH	UTAH STATE UNIVERSITY	201207-556	15,867	
10.215	SUSTAINABLE AGRICULTURE RESEARCH AND EDUCATION		PASS-THROUGH	UTAH STATE UNIVERSITY	201207-596	806	
10.215	SUSTAINABLE AGRICULTURE RESEARCH AND EDUCATION		PASS-THROUGH	UTAH STATE UNIVERSITY	201207-677	60,025	
10.215	SUSTAINABLE AGRICULTURE RESEARCH AND EDUCATION Total					377,677	
10.216	1890 INSTITUTION CAPACITY BUILDING GRANTS		PASS-THROUGH	FLORIDA AGRICULTURAL AND MECHANICAL UNIVERSITY	010954	15,488	
10.216	1890 INSTITUTION CAPACITY BUILDING GRANTS Total					15,488	
10.217	HIGHER EDUCATION - INSTITUTION CHALLENGE GRANTS PROGRAM		DIRECT	UNITED STATES DEPARTMENT OF AGRICULTURE (USDA)	VARIOUS	6,041	4,229
10.217	HIGHER EDUCATION - INSTITUTION CHALLENGE GRANTS PROGRAM Total					6,041	4,229
10.219	BIOTECHNOLOGY RISK ASSESSMENT RESEARCH		DIRECT	UNITED STATES DEPARTMENT OF AGRICULTURE (USDA)	VARIOUS	255,923	
10.219	BIOTECHNOLOGY RISK ASSESSMENT RESEARCH Total					255,923	
10.220	HIGHER EDUCATION - MULTICULTURAL SCHOLARS GRANT PROGRAM		DIRECT	UNITED STATES DEPARTMENT OF AGRICULTURE (USDA)	VARIOUS	285,045	
10.220	HIGHER EDUCATION - MULTICULTURAL SCHOLARS GRANT PROGRAM Total					285,045	
10.223	HISPANIC SERVING INSTITUTIONS EDUCATION GRANTS		DIRECT	UNITED STATES DEPARTMENT OF AGRICULTURE (USDA)	VARIOUS	394,910	
10.223	HISPANIC SERVING INSTITUTIONS EDUCATION GRANTS		PASS-THROUGH	CALIFORNIA STATE UNIVERSITY FULLERTON/CSU FULLERTON AUXILIAR	S-6286-UCSB	878	
10.223	HISPANIC SERVING INSTITUTIONS EDUCATION GRANTS Total					395,788	
10.226	SECONDARY AND TWO-YEAR POSTSECONDARY AGRICULTURE EDUCATION CHALLENGE GRANTS		DIRECT	UNITED STATES DEPARTMENT OF AGRICULTURE (USDA)		16,300	7,610
10.226	SECONDARY AND TWO-YEAR POSTSECONDARY AGRICULTURE EDUCATION CHALLENGE GRANTS		PASS-THROUGH	MONTANA STATE UNIVERSITY	VARIOUS	84,348	
10.226	SECONDARY AND TWO-YEAR POSTSECONDARY AGRICULTURE EDUCATION CHALLENGE GRANTS Total				G189-20-W7990	100,648	7,610
10.227	1994 INSTITUTIONS RESEARCH PROGRAM		PASS-THROUGH	NORTHWEST INDIAN COLLEGE	A19-0376-001	44,434	
10.227	1994 INSTITUTIONS RESEARCH PROGRAM Total					44,434	
10.250	AGRICULTURAL AND RURAL ECONOMIC RESEARCH, COOPERATIVE AGREEMENTS AND COLLABORATIONS		DIRECT	UNITED STATES DEPARTMENT OF AGRICULTURE (USDA)		60,100	
10.250	AGRICULTURAL AND RURAL ECONOMIC RESEARCH, COOPERATIVE AGREEMENTS AND COLLABORATIONS Total				VARIOUS	60,100	
10.253	CONSUMER DATA AND NUTRITION RESEARCH		DIRECT	UNITED STATES DEPARTMENT OF AGRICULTURE (USDA)	VARIOUS	58,114	
10.253	CONSUMER DATA AND NUTRITION RESEARCH Total					58,114	
10.303	INTEGRATED PROGRAMS		DIRECT	UNITED STATES DEPARTMENT OF AGRICULTURE (USDA)	VARIOUS	552,111	36,235
10.303	INTEGRATED PROGRAMS Total					552,111	36,235
10.304	HOMELAND SECURITY AGRICULTURAL		DIRECT	UNITED STATES DEPARTMENT OF AGRICULTURE (USDA)	VARIOUS	750,988	466,836
10.304	HOMELAND SECURITY AGRICULTURAL Total					750,988	466,836
10.307	ORGANIC AGRICULTURE RESEARCH AND EXTENSION INITIATIVE		DIRECT	UNITED STATES DEPARTMENT OF AGRICULTURE (USDA)	VARIOUS	360,550	81,385
10.307	ORGANIC AGRICULTURE RESEARCH AND EXTENSION INITIATIVE		PASS-THROUGH	IOWA STATE UNIVERSITY	2019-51300-30244	84,267	
10.307	ORGANIC AGRICULTURE RESEARCH AND EXTENSION INITIATIVE		PASS-THROUGH	OREGON STATE UNIVERSITY	20205130032179	33,519	
10.307	ORGANIC AGRICULTURE RESEARCH AND EXTENSION INITIATIVE		PASS-THROUGH	UNIVERSITY OF GEORGIA	SUB00001849	37,971	
10.307	ORGANIC AGRICULTURE RESEARCH AND EXTENSION INITIATIVE		PASS-THROUGH	UNIVERSITY OF GEORGIA	SUB00001850	47,887	
10.307	ORGANIC AGRICULTURE RESEARCH AND EXTENSION INITIATIVE		PASS-THROUGH	WASHINGTON STATE UNIVERSITY	007902	11,323	
10.307	ORGANIC AGRICULTURE RESEARCH AND EXTENSION INITIATIVE Total					575,516	81,385
10.309	SPECIALTY CROP RESEARCH INITIATIVE		DIRECT	UNITED STATES DEPARTMENT OF AGRICULTURE (USDA)	VARIOUS	8,293,697	2,720,554
10.309	SPECIALTY CROP RESEARCH INITIATIVE		PASS-THROUGH	CITRUS RESEARCH AND DEVELOPMENT FOUNDATION, INC.	20207002933196	46,495	
10.309	SPECIALTY CROP RESEARCH INITIATIVE		PASS-THROUGH	CLEMSON UNIVERSITY	2020-51181-32142	62	
10.309	SPECIALTY CROP RESEARCH INITIATIVE		PASS-THROUGH	CORNELL UNIVERSITY	8198010922	188,243	
10.309	SPECIALTY CROP RESEARCH INITIATIVE		PASS-THROUGH	MICHIGAN STATE UNIVERSITY	011989	40,417	
10.309	SPECIALTY CROP RESEARCH INITIATIVE		PASS-THROUGH	NORTH CAROLINA STATE UNIVERSITY	011252	28,510	
10.309	SPECIALTY CROP RESEARCH INITIATIVE		PASS-THROUGH	NORTH CAROLINA STATE UNIVERSITY	2016-0228-06	14,272	
10.309	SPECIALTY CROP RESEARCH INITIATIVE		PASS-THROUGH	NORTH CAROLINA STATE UNIVERSITY	2016022807	(97)	
10.309	SPECIALTY CROP RESEARCH INITIATIVE		PASS-THROUGH	NORTH CAROLINA STATE UNIVERSITY	201602957-02	123,129	
10.309	SPECIALTY CROP RESEARCH INITIATIVE		PASS-THROUGH	NORTH CAROLINA STATE UNIVERSITY	2016-51181-25404	27,193	
10.309	SPECIALTY CROP RESEARCH INITIATIVE		PASS-THROUGH	NORTH CAROLINA STATE UNIVERSITY	2017-0398-09	47,102	
10.309	SPECIALTY CROP RESEARCH INITIATIVE		PASS-THROUGH	OREGON STATE UNIVERSITY	C0565B-A	52,328	
10.309	SPECIALTY CROP RESEARCH INITIATIVE		PASS-THROUGH	OREGON STATE UNIVERSITY	UX296A-A	2,170	
10.309	SPECIALTY CROP RESEARCH INITIATIVE		PASS-THROUGH	TENNESSEE STATE UNIVERSITY	PO143090	13,407	
10.309	SPECIALTY CROP RESEARCH INITIATIVE		PASS-THROUGH	TEXAS A&M RESEARCH FOUNDATION	06-M1703435	18,347	
10.309	SPECIALTY CROP RESEARCH INITIATIVE		PASS-THROUGH	TEXAS A&M UNIVERSITY - COLLEGE STATION		311	
10.309	SPECIALTY CROP RESEARCH INITIATIVE		PASS-THROUGH	UNIVERSITY OF FLORIDA	M1803482		
10.309	SPECIALTY CROP RESEARCH INITIATIVE		PASS-THROUGH	UNIVERSITY OF FLORIDA	009448	80,144	
10.309	SPECIALTY CROP RESEARCH INITIATIVE		PASS-THROUGH	UNIVERSITY OF FLORIDA	009522	162,497	
10.309	SPECIALTY CROP RESEARCH INITIATIVE		PASS-THROUGH	UNIVERSITY OF FLORIDA	012039	7,776	
10.309	SPECIALTY CROP RESEARCH INITIATIVE		PASS-THROUGH	UNIVERSITY OF FLORIDA	20197001629096	2,847	
10.309	SPECIALTY CROP RESEARCH INITIATIVE		PASS-THROUGH	UNIVERSITY OF FLORIDA	2020-51181-32157	5,048	
10.309	SPECIALTY CROP RESEARCH INITIATIVE		PASS-THROUGH	UNIVERSITY OF FLORIDA	A17-0116	99,452	
10.309	SPECIALTY CROP RESEARCH INITIATIVE		PASS-THROUGH	UNIVERSITY OF FLORIDA	S-001413	(121)	
10.309	SPECIALTY CROP RESEARCH INITIATIVE		PASS-THROUGH	UNIVERSITY OF FLORIDA	UFDSR00011008	492	
10.309	SPECIALTY CROP RESEARCH INITIATIVE		PASS-THROUGH	UNIVERSITY OF GEORGIA	SUB000002409	52,992	
10.309	SPECIALTY CROP RESEARCH INITIATIVE		PASS-THROUGH	WASHINGTON STATE UNIVERSITY	133321-G004110	8,989	
10.309	SPECIALTY CROP RESEARCH INITIATIVE		PASS-THROUGH	WASHINGTON STATE UNIVERSITY	133336-G003925	90,153	
10.309	SPECIALTY CROP RESEARCH INITIATIVE		PASS-THROUGH	WASHINGTON STATE UNIVERSITY	133336-G003926	32,393	

**University of California**  
**Schedule of Expenditures of Federal Awards**

*For the Fiscal Year Ended  
June 30, 2021  
(Expressed in whole dollars)*

**Research And Development Cluster**

Assistance Listing Number	Federal Program Title	Additional Award Identification	Direct / Pass-Through	Agency or Pass-Through Entity	Pass-Through No. or Other Identifier	Federal Expenditures	Passed-Through to Subrecipients
10.309	SPECIALTY CROP RESEARCH INITIATIVE		PASS-THROUGH	WASHINGTON STATE UNIVERSITY	137743 G004250	211,634	
10.309	SPECIALTY CROP RESEARCH INITIATIVE		PASS-THROUGH	RUTGERS	0849-PP2018-NINO	134,003	
10.309	SPECIALTY CROP RESEARCH INITIATIVE		PASS-THROUGH	RUTGERS		176,267	
10.309	SPECIALTY CROP RESEARCH INITIATIVE				0854-PP2018-BETHKE	9,960,154	2,720,554
10.310	SPECIALTY CROP RESEARCH INITIATIVE Total						
10.310	AGRICULTURE AND FOOD RESEARCH INITIATIVE (AFRI)		DIRECT	UNITED STATES DEPARTMENT OF AGRICULTURE (USDA)	VARIOUS	16,703,360	3,330,919
10.310	AGRICULTURE AND FOOD RESEARCH INITIATIVE (AFRI)		PASS-THROUGH	AUBURN UNIVERSITY		36,509	
10.310	AGRICULTURE AND FOOD RESEARCH INITIATIVE (AFRI)		PASS-THROUGH	AUBURN UNIVERSITY	010018 20-CSES-205208-UCDAVIS	71,428	
10.310	AGRICULTURE AND FOOD RESEARCH INITIATIVE (AFRI)		PASS-THROUGH	COLORADO STATE UNIVERSITY	2016-68007-25006	2,803	
10.310	AGRICULTURE AND FOOD RESEARCH INITIATIVE (AFRI)		PASS-THROUGH	CORNELL UNIVERSITY	010974	2,188	
10.310	AGRICULTURE AND FOOD RESEARCH INITIATIVE (AFRI)		PASS-THROUGH	CORNELL UNIVERSITY	2018-67017-27827	4,510	
10.310	AGRICULTURE AND FOOD RESEARCH INITIATIVE (AFRI)		PASS-THROUGH	CORNELL UNIVERSITY	SUB 88230-20118 (2020-67013...	55,064	
10.310	AGRICULTURE AND FOOD RESEARCH INITIATIVE (AFRI)		PASS-THROUGH	FAIR FOOD NETWORK	SUBAWARD NONE (2019-70030-3...	14,536	
10.310	AGRICULTURE AND FOOD RESEARCH INITIATIVE (AFRI)		PASS-THROUGH	IOWA STATE UNIVERSITY		264,645	
10.310	AGRICULTURE AND FOOD RESEARCH INITIATIVE (AFRI)		PASS-THROUGH	IOWA STATE UNIVERSITY	416-41-87A	392	
10.310	AGRICULTURE AND FOOD RESEARCH INITIATIVE (AFRI)		PASS-THROUGH	KANSAS STATE UNIVERSITY	SCN-1011340	(12)	
10.310	AGRICULTURE AND FOOD RESEARCH INITIATIVE (AFRI)		PASS-THROUGH	KANSAS STATE UNIVERSITY	20166800725066	646	
10.310	AGRICULTURE AND FOOD RESEARCH INITIATIVE (AFRI)		PASS-THROUGH	MICHIGAN STATE UNIVERSITY	S16114	17,839	
10.310	AGRICULTURE AND FOOD RESEARCH INITIATIVE (AFRI)		PASS-THROUGH	MISSISSIPPI STATE UNIVERSITY	RC111302F	22,841	
10.310	AGRICULTURE AND FOOD RESEARCH INITIATIVE (AFRI)		PASS-THROUGH	NATIONAL INSTITUTE FOR FOOD AND AGRICULTURE	011413	3,937	
10.310	AGRICULTURE AND FOOD RESEARCH INITIATIVE (AFRI)		PASS-THROUGH	NORTH CAROLINA STATE UNIVERSITY	S-001170	43,300	
10.310	AGRICULTURE AND FOOD RESEARCH INITIATIVE (AFRI)		PASS-THROUGH	OHIO STATE UNIVERSITY	010731	72,952	
10.310	AGRICULTURE AND FOOD RESEARCH INITIATIVE (AFRI)		PASS-THROUGH	OREGON STATE UNIVERSITY	20186800327466	21,817	
10.310	AGRICULTURE AND FOOD RESEARCH INITIATIVE (AFRI)		PASS-THROUGH	TEXAS A&M RESEARCH FOUNDATION	2018-67023-27690	16,515	
10.310	AGRICULTURE AND FOOD RESEARCH INITIATIVE (AFRI)		PASS-THROUGH	TEXAS A&M UNIVERSITY - COLLEGE STATION	M1701755	65,224	
10.310	AGRICULTURE AND FOOD RESEARCH INITIATIVE (AFRI)		PASS-THROUGH	TEXAS TECHNICAL UNIVERSITY	009234	31,085	
10.310	AGRICULTURE AND FOOD RESEARCH INITIATIVE (AFRI)		PASS-THROUGH	UNIVERSITY OF FLORIDA	2019-67015-29865	124,412	
10.310	AGRICULTURE AND FOOD RESEARCH INITIATIVE (AFRI)		PASS-THROUGH	UNIVERSITY OF FLORIDA	009625	21,109	
10.310	AGRICULTURE AND FOOD RESEARCH INITIATIVE (AFRI)		PASS-THROUGH	UNIVERSITY OF FLORIDA	2019-67021-29691	38,808	
10.310	AGRICULTURE AND FOOD RESEARCH INITIATIVE (AFRI)		PASS-THROUGH	UNIVERSITY OF GEORGIA	SUB000001916	92,647	
10.310	AGRICULTURE AND FOOD RESEARCH INITIATIVE (AFRI)		PASS-THROUGH	UNIVERSITY OF MARYLAND	RC398-139/S000790	336	
10.310	AGRICULTURE AND FOOD RESEARCH INITIATIVE (AFRI)		PASS-THROUGH	UNIVERSITY OF MASSACHUSETTS AMHERST	20206701530770	10,239	
10.310	AGRICULTURE AND FOOD RESEARCH INITIATIVE (AFRI)		PASS-THROUGH	UNIVERSITY OF MINNESOTA	009822	3,785	
10.310	AGRICULTURE AND FOOD RESEARCH INITIATIVE (AFRI)		PASS-THROUGH	UNIVERSITY OF MISSOURI	H008208105	65,502	
10.310	AGRICULTURE AND FOOD RESEARCH INITIATIVE (AFRI)		PASS-THROUGH	UNIVERSITY OF NEBRASKA-LINCOLN	010799	20,201	
10.310	AGRICULTURE AND FOOD RESEARCH INITIATIVE (AFRI)		PASS-THROUGH	UNIVERSITY OF NEBRASKA-LINCOLN	25-6222-0937-002	62,465	
10.310	AGRICULTURE AND FOOD RESEARCH INITIATIVE (AFRI)		PASS-THROUGH	UNIVERSITY OF NORTH CAROLINA AT GREENSBORO	25-6226-0601-002	45,562	
10.310	AGRICULTURE AND FOOD RESEARCH INITIATIVE (AFRI)		PASS-THROUGH	UNIVERSITY OF OKLAHOMA	009009	7,029	
10.310	AGRICULTURE AND FOOD RESEARCH INITIATIVE (AFRI)		PASS-THROUGH	UNIVERSITY OF OREGON	2021-30	13,256	
10.310	AGRICULTURE AND FOOD RESEARCH INITIATIVE (AFRI)		PASS-THROUGH	UNIVERSITY OF TENNESSEE	239120A	26,993	
10.310	AGRICULTURE AND FOOD RESEARCH INITIATIVE (AFRI)		PASS-THROUGH	UNIVERSITY OF VERMONT	009776	20,300	
10.310	AGRICULTURE AND FOOD RESEARCH INITIATIVE (AFRI)		PASS-THROUGH	VIRGINIA POLYTECHNIC INSTITUTE AND STATE UNIVERSITY	32556SUB00000070 SUB 422692-19A28 (2019-67013-2	39,311	
10.310	AGRICULTURE AND FOOD RESEARCH INITIATIVE (AFRI)		PASS-THROUGH	WASHINGTON STATE UNIVERSITY		714	
10.310	AGRICULTURE AND FOOD RESEARCH INITIATIVE (AFRI) Total				137553SPC001708	18,044,250	3,330,919
10.310	COVID-19 - AGRICULTURE AND FOOD RESEARCH INITIATIVE (AFRI)	COVID-19	PASS-THROUGH	UNIVERSITY OF MINNESOTA		22,357	
10.310	COVID-19 - AGRICULTURE AND FOOD RESEARCH INITIATIVE (AFRI) Total				H008727302	22,357	
10.311	BEGINNING FARMER AND RANCHER DEVELOPMENT PROGRAM		DIRECT	UNITED STATES DEPARTMENT OF AGRICULTURE (USDA)	VARIOUS	168,015	60,521
10.311	BEGINNING FARMER AND RANCHER DEVELOPMENT PROGRAM Total					168,015	60,521
10.312	BIOMASS RESEARCH AND DEVELOPMENT INITIATIVE COMPETITIVE GRANTS PROGRAM (BRDI)		DIRECT	UNITED STATES DEPARTMENT OF AGRICULTURE (USDA)		141,531	83,387
10.312	BIOMASS RESEARCH AND DEVELOPMENT INITIATIVE COMPETITIVE GRANTS PROGRAM (BRDI) Total				VARIOUS	141,531	83,387
10.328	NATIONAL FOOD SAFETY TRAINING, EDUCATION, EXTENSION, OUTREACH, AND TECHNICAL ASSISTANCE COMPETITIVE GRANTS PROGRAM		DIRECT	UNITED STATES DEPARTMENT OF AGRICULTURE (USDA)		48,819	
10.328	NATIONAL FOOD SAFETY TRAINING, EDUCATION, EXTENSION, OUTREACH, AND TECHNICAL ASSISTANCE COMPETITIVE GRANTS PROGRAM		PASS-THROUGH	OHIO STATE UNIVERSITY	VARIOUS	9,192	
					60070702		

**University of California**  
**Schedule of Expenditures of Federal Awards**

*For the Fiscal Year Ended  
June 30, 2021  
(Expressed in whole dollars)*

**Research And Development Cluster**

Assistance Listing Number	Federal Program Title	Additional Award Identification	Direct / Pass-Through	Agency or Pass-Through Entity	Pass-Through No. or Other Identifier	Federal Expenditures	Passed-Through to Subrecipients
10.328	NATIONAL FOOD SAFETY TRAINING, EDUCATION, EXTENSION, OUTREACH, AND TECHNICAL ASSISTANCE COMPETITIVE GRANTS PROGRAM		PASS-THROUGH	OREGON STATE UNIVERSITY		2,966	
10.328	NATIONAL FOOD SAFETY TRAINING, EDUCATION, EXTENSION, OUTREACH, AND TECHNICAL ASSISTANCE COMPETITIVE GRANTS PROGRAM Total				C0537A-C	60,977	
10.329	CROP PROTECTION AND PEST MANAGEMENT COMPETITIVE GRANTS PROGRAM		DIRECT	UNITED STATES DEPARTMENT OF AGRICULTURE (USDA)		50,981	44,278
10.329	CROP PROTECTION AND PEST MANAGEMENT COMPETITIVE GRANTS PROGRAM		PASS-THROUGH	UNIVERSITY OF ARIZONA		3,177	
10.329	CROP PROTECTION AND PEST MANAGEMENT COMPETITIVE GRANTS PROGRAM Total				20177000627273	54,158	44,278
10.330	ALFALFA AND FORAGE RESEARCH PROGRAM		DIRECT	UNITED STATES DEPARTMENT OF AGRICULTURE (USDA)		514,523	259,026
10.330	ALFALFA AND FORAGE RESEARCH PROGRAM		PASS-THROUGH	UNIVERSITY OF WISCONSIN-MADISON		6,237	
10.330	ALFALFA AND FORAGE RESEARCH PROGRAM Total				2018-70005-28737	520,760	259,026
10.331	FOOD INSECURITY NUTRITION INCENTIVE GRANTS PROGRAM		DIRECT	UNITED STATES DEPARTMENT OF AGRICULTURE (USDA)		720,156	
10.331	FOOD INSECURITY NUTRITION INCENTIVE GRANTS PROGRAM		PASS-THROUGH	CALIFORNIA DEPARTMENT OF FOOD AND AGRICULTURE		(521)	
10.331	FOOD INSECURITY NUTRITION INCENTIVE GRANTS PROGRAM		PASS-THROUGH	CHN NEBRASKA		83,564	
10.331	FOOD INSECURITY NUTRITION INCENTIVE GRANTS PROGRAM Total				A135208	803,199	
10.336	VETERINARY SERVICES GRANT PROGRAM		PASS-THROUGH	NORTH CAROLINA STATE UNIVERSITY		29,601	
10.336	VETERINARY SERVICES GRANT PROGRAM Total				20177002427344	29,601	
10.500	FOOD SAFETY COOPERATIVE AGREEMENTS		DIRECT	UNITED STATES DEPARTMENT OF AGRICULTURE (USDA)		1,581,062	13,000
10.500	FOOD SAFETY COOPERATIVE AGREEMENTS Total				VARIOUS	1,581,062	13,000
10.511	SMITH-LEVER 3(B) AND 3(C), SMITH-LEVER SPECIAL NEEDS, AND UNIVERSITY OF DISTRICT OF COLUMBIA PUBLIC POSTSECONDARY EDUCATION REORGANIZATION ACT PROGRAM		DIRECT	UNITED STATES DEPARTMENT OF AGRICULTURE (USDA)		141,910	
10.511	SMITH-LEVER 3(B) AND 3(C), SMITH-LEVER SPECIAL NEEDS, AND UNIVERSITY OF DISTRICT OF COLUMBIA PUBLIC POSTSECONDARY EDUCATION REORGANIZATION ACT PROGRAM Total				VARIOUS	141,910	
10.515	RENEWABLE RESOURCES EXTENSION ACT (RREA) AND NATIONAL FOCUS FUNDS (RREA-NFF)		DIRECT	UNITED STATES DEPARTMENT OF AGRICULTURE (USDA)		65,045	5,451
10.515	RENEWABLE RESOURCES EXTENSION ACT (RREA) AND NATIONAL FOCUS FUNDS (RREA-NFF) Total				VARIOUS	65,045	5,451
10.519	EQUIPMENT GRANTS PROGRAM (EGP)		DIRECT	UNITED STATES DEPARTMENT OF AGRICULTURE (USDA)		541,559	
10.519	EQUIPMENT GRANTS PROGRAM (EGP) Total				VARIOUS	541,559	
10.525	FARM AND RANCH STRESS ASSISTANCE NETWORK COMPETITIVE GRANTS PROGRAM		PASS-THROUGH	WASHINGTON STATE UNIVERSITY		15,313	
10.525	FARM AND RANCH STRESS ASSISTANCE NETWORK COMPETITIVE GRANTS PROGRAM Total				2020-70028-32731	15,313	
10.604	TECHNICAL ASSISTANCE FOR SPECIALTY CROPS PROGRAM		DIRECT	UNITED STATES DEPARTMENT OF AGRICULTURE (USDA)		25,533	
10.604	TECHNICAL ASSISTANCE FOR SPECIALTY CROPS PROGRAM		PASS-THROUGH	CALIFORNIA DEPARTMENT OF FOOD AND AGRICULTURE		20,360	
10.604	TECHNICAL ASSISTANCE FOR SPECIALTY CROPS PROGRAM		PASS-THROUGH	CITRUS RESEARCH PROGRAM		131,437	
10.604	TECHNICAL ASSISTANCE FOR SPECIALTY CROPS PROGRAM		PASS-THROUGH	CITRUS RESEARCH PROGRAM		124,195	
10.604	TECHNICAL ASSISTANCE FOR SPECIALTY CROPS PROGRAM		PASS-THROUGH	RUTGERS		950	
10.604	TECHNICAL ASSISTANCE FOR SPECIALTY CROPS PROGRAM Total				A19-3112-S001	302,476	
10.652	FORESTRY RESEARCH		DIRECT	UNITED STATES DEPARTMENT OF AGRICULTURE (USDA)		86,228	5,952
10.652	FORESTRY RESEARCH		PASS-THROUGH	BIOPRODEX, INC.		17,342	
10.652	FORESTRY RESEARCH		PASS-THROUGH	CORNELL UNIVERSITY		1,167	
10.652	FORESTRY RESEARCH Total				VARIOUS SUB 20191412 (2019-33610-29873 SUB 92770-20649 (2021-67017...	104,737	5,952
10.664	COOPERATIVE FORESTRY ASSISTANCE		DIRECT	UNITED STATES DEPARTMENT OF AGRICULTURE (USDA)		1,725	
10.664	COOPERATIVE FORESTRY ASSISTANCE Total				VARIOUS	1,724	
10.674	WOOD UTILIZATION ASSISTANCE		DIRECT	UNITED STATES DEPARTMENT OF AGRICULTURE (USDA)		47,028	
10.674	WOOD UTILIZATION ASSISTANCE Total				VARIOUS	47,028	
10.675	URBAN AND COMMUNITY FORESTRY PROGRAM		PASS-THROUGH	CALIFORNIA DEPARTMENT OF FORESTRY AND FIRE PROTECTION		40,630	
10.675	URBAN AND COMMUNITY FORESTRY PROGRAM Total				18-DG-11052021-212	40,630	
10.680	FOREST HEALTH PROTECTION		DIRECT	UNITED STATES DEPARTMENT OF AGRICULTURE (USDA)		368,761	
10.680	FOREST HEALTH PROTECTION Total				VARIOUS	368,761	
10.682	NATIONAL FOREST FOUNDATION		DIRECT	UNITED STATES DEPARTMENT OF AGRICULTURE (USDA)		28,677	
10.682	NATIONAL FOREST FOUNDATION Total				VARIOUS	28,677	
10.684	INTERNATIONAL FORESTRY PROGRAMS		DIRECT	UNITED STATES DEPARTMENT OF AGRICULTURE (USDA)		280,612	
10.684	INTERNATIONAL FORESTRY PROGRAMS Total				VARIOUS	280,612	
10.688	RECOVERY ACT OF 2009: WILDLAND FIRE MANAGEMENT		DIRECT	UNITED STATES DEPARTMENT OF AGRICULTURE (USDA)		33,447	(192)
10.688	RECOVERY ACT OF 2009: WILDLAND FIRE MANAGEMENT Total				VARIOUS	33,447	(192)
10.699	PARTNERSHIP AGREEMENTS		DIRECT	UNITED STATES DEPARTMENT OF AGRICULTURE (USDA)		217,826	

**University of California**  
**Schedule of Expenditures of Federal Awards**

*For the Fiscal Year Ended  
June 30, 2021  
(Expressed in whole dollars)*

**Research And Development Cluster**

Assistance Listing Number	Federal Program Title	Additional Award Identification	Direct / Pass-Through	Agency or Pass-Through Entity	Pass-Through No. or Other Identifier	Federal Expenditures	Passed-Through to Subrecipients
10.699	PARTNERSHIP AGREEMENTS Total					217,826	
10.707	RESEARCH JOINT VENTURE AND COST REIMBURSABLE AGREEMENTS		DIRECT	UNITED STATES DEPARTMENT OF AGRICULTURE (USDA)	VARIOUS	114,074	
10.707	RESEARCH JOINT VENTURE AND COST REIMBURSABLE AGREEMENTS Total					114,074	
10.902	SOIL AND WATER CONSERVATION		DIRECT	UNITED STATES DEPARTMENT OF AGRICULTURE (USDA)	VARIOUS	247,078	
10.902	SOIL AND WATER CONSERVATION Total					247,078	
10.903	SOIL SURVEY		DIRECT	UNITED STATES DEPARTMENT OF AGRICULTURE (USDA)	VARIOUS	45,356	
10.903	SOIL SURVEY Total					45,356	
10.912	ENVIRONMENTAL QUALITY INCENTIVES PROGRAM		DIRECT	UNITED STATES DEPARTMENT OF AGRICULTURE (USDA)	VARIOUS	93,957	32,059
10.912	ENVIRONMENTAL QUALITY INCENTIVES PROGRAM		PASS-THROUGH	AMERICAN RIVERS		15,348	
10.912	ENVIRONMENTAL QUALITY INCENTIVES PROGRAM		PASS-THROUGH	OKLAHOMA STATE UNIVERSITY	SE18NRC093F	19,991	
10.912	ENVIRONMENTAL QUALITY INCENTIVES PROGRAM Total				3-580990.UCANR1	129,296	32,059
10.960	TECHNICAL AGRICULTURAL ASSISTANCE		DIRECT	UNITED STATES DEPARTMENT OF AGRICULTURE (USDA)	VARIOUS	20,909	
10.960	TECHNICAL AGRICULTURAL ASSISTANCE Total					20,909	
10.RD			DIRECT	UNITED STATES DEPARTMENT OF AGRICULTURE (USDA)	011761	20,455	
10.RD			DIRECT	UNITED STATES DEPARTMENT OF AGRICULTURE (USDA)	011788	56,213	
10.RD			DIRECT	UNITED STATES DEPARTMENT OF AGRICULTURE (USDA)	14-CS-11052006-025	(2,158)	
10.RD			DIRECT	UNITED STATES DEPARTMENT OF AGRICULTURE (USDA)	15CS11051100038	24,506	
10.RD			DIRECT	UNITED STATES DEPARTMENT OF AGRICULTURE (USDA)	15CS11051600024	17,116	
10.RD			DIRECT	UNITED STATES DEPARTMENT OF AGRICULTURE (USDA)	15-JV-11272139-022	(31,384)	
10.RD			DIRECT	UNITED STATES DEPARTMENT OF AGRICULTURE (USDA)	15JV11272139033	2,178	
10.RD			DIRECT	UNITED STATES DEPARTMENT OF AGRICULTURE (USDA)	15-JV-11272139-071	3,381	
10.RD			DIRECT	UNITED STATES DEPARTMENT OF AGRICULTURE (USDA)	15-PA-11272139-074	1,944	
10.RD			DIRECT	UNITED STATES DEPARTMENT OF AGRICULTURE (USDA)	16JV11272131065	147	
10.RD			DIRECT	UNITED STATES DEPARTMENT OF AGRICULTURE (USDA)	16PA11272138018	278,293	
10.RD			DIRECT	UNITED STATES DEPARTMENT OF AGRICULTURE (USDA)	17CS11052007074	159,665	
10.RD			DIRECT	UNITED STATES DEPARTMENT OF AGRICULTURE (USDA)	17CS11272139080	4,540	
10.RD			DIRECT	UNITED STATES DEPARTMENT OF AGRICULTURE (USDA)	17-JV-11272138-028	15	
10.RD			DIRECT	UNITED STATES DEPARTMENT OF AGRICULTURE (USDA)	17JV11272139026	20,892	20,892
10.RD			DIRECT	UNITED STATES DEPARTMENT OF AGRICULTURE (USDA)	17-JV-11272139-037	34,007	
10.RD			DIRECT	UNITED STATES DEPARTMENT OF AGRICULTURE (USDA)	18-CS-11052003-047	4,353	
10.RD			DIRECT	UNITED STATES DEPARTMENT OF AGRICULTURE (USDA)	18-JV-11272131-063	4,102	
10.RD			DIRECT	UNITED STATES DEPARTMENT OF AGRICULTURE (USDA)	18-JV-11272138-064	74	
10.RD			DIRECT	UNITED STATES DEPARTMENT OF AGRICULTURE (USDA)	18-JV-11272139-019	3,528	
10.RD			DIRECT	UNITED STATES DEPARTMENT OF AGRICULTURE (USDA)	18-JV-11272139-025	35,906	
10.RD			DIRECT	UNITED STATES DEPARTMENT OF AGRICULTURE (USDA)	18-JV-11272139-031	82,745	
10.RD			DIRECT	UNITED STATES DEPARTMENT OF AGRICULTURE (USDA)	19-CS-11052007-038	132,988	
10.RD			DIRECT	UNITED STATES DEPARTMENT OF AGRICULTURE (USDA)	19-JV-11272138-074	219,370	
10.RD			DIRECT	UNITED STATES DEPARTMENT OF AGRICULTURE (USDA)	19-JV-11272139-024	483	
10.RD			DIRECT	UNITED STATES DEPARTMENT OF AGRICULTURE (USDA)	19-JV-11272139-041	23,695	
10.RD			DIRECT	UNITED STATES DEPARTMENT OF AGRICULTURE (USDA)	19-JV-11272139-052	(127)	
10.RD			DIRECT	UNITED STATES DEPARTMENT OF AGRICULTURE (USDA)	19-JV-11272139-056	18,872	
10.RD			DIRECT	UNITED STATES DEPARTMENT OF AGRICULTURE (USDA)	201400536-01	(788)	
10.RD			DIRECT	UNITED STATES DEPARTMENT OF AGRICULTURE (USDA)	20-CR-11272167-073	16,966	
10.RD			DIRECT	UNITED STATES DEPARTMENT OF AGRICULTURE (USDA)	20-CS-11052007-070	27,344	
10.RD			DIRECT	UNITED STATES DEPARTMENT OF AGRICULTURE (USDA)	20-JV-11272131-063	28,378	
10.RD			DIRECT	UNITED STATES DEPARTMENT OF AGRICULTURE (USDA)	20-JV-11272138-010	51,160	
10.RD			DIRECT	UNITED STATES DEPARTMENT OF AGRICULTURE (USDA)	20-JV-11272138-043	45,136	23,510
10.RD			DIRECT	UNITED STATES DEPARTMENT OF AGRICULTURE (USDA)	20-JV-11272139-019	32,875	
10.RD			DIRECT	UNITED STATES DEPARTMENT OF AGRICULTURE (USDA)	20-JV-11272139-023	51,352	
10.RD			DIRECT	UNITED STATES DEPARTMENT OF AGRICULTURE (USDA)	20-JV-11272139-025	35,340	
10.RD			DIRECT	UNITED STATES DEPARTMENT OF AGRICULTURE (USDA)	20-JV-11272139-04	40,575	
10.RD			DIRECT	UNITED STATES DEPARTMENT OF AGRICULTURE (USDA)	20-JV-11272139-049	5,288	
10.RD			DIRECT	UNITED STATES DEPARTMENT OF AGRICULTURE (USDA)	20-JV-11272139-079	924	
10.RD			DIRECT	UNITED STATES DEPARTMENT OF AGRICULTURE (USDA)	20-PA-11272138-055	186,544	
10.RD			DIRECT	UNITED STATES DEPARTMENT OF AGRICULTURE (USDA)	58-2030-0-004	156,244	
10.RD			DIRECT	UNITED STATES DEPARTMENT OF AGRICULTURE (USDA)	58-2030-0-006	3,467	



**University of California**  
**Schedule of Expenditures of Federal Awards**

*For the Fiscal Year Ended  
June 30, 2021  
(Expressed in whole dollars)*

**Research And Development Cluster**

Assistance Listing Number	Federal Program Title	Additional Award Identification	Direct / Pass-Through	Agency or Pass-Through Entity	Pass-Through No. or Other Identifier	Federal Expenditures	Passed-Through to Subrecipients
10.RD			DIRECT	UNITED STATES DEPARTMENT OF AGRICULTURE (USDA)	58-2030-0-009	59,160	
10.RD			DIRECT	UNITED STATES DEPARTMENT OF AGRICULTURE (USDA)	58-2030-0-012	21,087	
10.RD			DIRECT	UNITED STATES DEPARTMENT OF AGRICULTURE (USDA)	58-2030-0-020	7,663	
10.RD			DIRECT	UNITED STATES DEPARTMENT OF AGRICULTURE (USDA)	58-2030-0-023	17,412	
10.RD			DIRECT	UNITED STATES DEPARTMENT OF AGRICULTURE (USDA)	58-2030-0-027	148	
10.RD			DIRECT	UNITED STATES DEPARTMENT OF AGRICULTURE (USDA)	58-2030-0-042	14,508	
10.RD			DIRECT	UNITED STATES DEPARTMENT OF AGRICULTURE (USDA)	58-2030-0-044	8,333	
10.RD			DIRECT	UNITED STATES DEPARTMENT OF AGRICULTURE (USDA)	58-2030-9-046	7,423	
10.RD			DIRECT	UNITED STATES DEPARTMENT OF AGRICULTURE (USDA)	58-2032	198	
10.RD			DIRECT	UNITED STATES DEPARTMENT OF AGRICULTURE (USDA)	58-2032-0-005	8,301	
10.RD			DIRECT	UNITED STATES DEPARTMENT OF AGRICULTURE (USDA)	58-2032-0-007	11,435	
10.RD			DIRECT	UNITED STATES DEPARTMENT OF AGRICULTURE (USDA)	58-2032-0-008	20,486	
10.RD			DIRECT	UNITED STATES DEPARTMENT OF AGRICULTURE (USDA)	58-2032-0-009	1,643	
10.RD			DIRECT	UNITED STATES DEPARTMENT OF AGRICULTURE (USDA)	58-2032-0-012	9,321	
10.RD			DIRECT	UNITED STATES DEPARTMENT OF AGRICULTURE (USDA)	58-2032-0-013	922	
10.RD			DIRECT	UNITED STATES DEPARTMENT OF AGRICULTURE (USDA)	58-2032-0-017	25,676	
10.RD			DIRECT	UNITED STATES DEPARTMENT OF AGRICULTURE (USDA)	58-2032-0-018	12,031	
10.RD			DIRECT	UNITED STATES DEPARTMENT OF AGRICULTURE (USDA)	58-2032-0-019	3,665	
10.RD			DIRECT	UNITED STATES DEPARTMENT OF AGRICULTURE (USDA)	58-2032-0-020	39,630	
10.RD			DIRECT	UNITED STATES DEPARTMENT OF AGRICULTURE (USDA)	58-2032-0-021	20,095	
10.RD			DIRECT	UNITED STATES DEPARTMENT OF AGRICULTURE (USDA)	58-2032-0-022	19,472	
10.RD			DIRECT	UNITED STATES DEPARTMENT OF AGRICULTURE (USDA)	58-2032-0-029	14,991	
10.RD			DIRECT	UNITED STATES DEPARTMENT OF AGRICULTURE (USDA)	58-2032-0-035	16,206	
10.RD			DIRECT	UNITED STATES DEPARTMENT OF AGRICULTURE (USDA)	58-2032-0-037	31,727	
10.RD			DIRECT	UNITED STATES DEPARTMENT OF AGRICULTURE (USDA)	58-2032-0-038	3,215	
10.RD			DIRECT	UNITED STATES DEPARTMENT OF AGRICULTURE (USDA)	58-2032-0-040	39,600	
10.RD			DIRECT	UNITED STATES DEPARTMENT OF AGRICULTURE (USDA)	58-2032-0-041	49,743	
10.RD			DIRECT	UNITED STATES DEPARTMENT OF AGRICULTURE (USDA)	58-2032-0-044	93,518	
10.RD			DIRECT	UNITED STATES DEPARTMENT OF AGRICULTURE (USDA)	58-2032-0-046	3,670	
10.RD			DIRECT	UNITED STATES DEPARTMENT OF AGRICULTURE (USDA)	58-2032-0-048	33,467	
10.RD			DIRECT	UNITED STATES DEPARTMENT OF AGRICULTURE (USDA)	58-2032-0-049	12,500	
10.RD			DIRECT	UNITED STATES DEPARTMENT OF AGRICULTURE (USDA)	58-2032-0-056	131,044	
10.RD			DIRECT	UNITED STATES DEPARTMENT OF AGRICULTURE (USDA)	58-2032-0-058	65,682	
10.RD			DIRECT	UNITED STATES DEPARTMENT OF AGRICULTURE (USDA)	58-2032-0-059	15,493	
10.RD			DIRECT	UNITED STATES DEPARTMENT OF AGRICULTURE (USDA)	58-2032-0-062	40,813	
10.RD			DIRECT	UNITED STATES DEPARTMENT OF AGRICULTURE (USDA)	58-2032-0-063	838	
10.RD			DIRECT	UNITED STATES DEPARTMENT OF AGRICULTURE (USDA)	58-2032-0-064	1,136	
10.RD			DIRECT	UNITED STATES DEPARTMENT OF AGRICULTURE (USDA)	58-2032-0-065	8,198	
10.RD			DIRECT	UNITED STATES DEPARTMENT OF AGRICULTURE (USDA)	58-2032-0-066	1,558	
10.RD			DIRECT	UNITED STATES DEPARTMENT OF AGRICULTURE (USDA)	58-2032-0-067	7,660	
10.RD			DIRECT	UNITED STATES DEPARTMENT OF AGRICULTURE (USDA)	58-2032-1-001	2,673	
10.RD			DIRECT	UNITED STATES DEPARTMENT OF AGRICULTURE (USDA)	58-2032-1-003	6,570	
10.RD			DIRECT	UNITED STATES DEPARTMENT OF AGRICULTURE (USDA)	58-2032-1-009	22,170	
10.RD			DIRECT	UNITED STATES DEPARTMENT OF AGRICULTURE (USDA)	58-2032-1-015	39,735	
10.RD			DIRECT	UNITED STATES DEPARTMENT OF AGRICULTURE (USDA)	58-2032-9-033	5,136	
10.RD			DIRECT	UNITED STATES DEPARTMENT OF AGRICULTURE (USDA)	58-2032-9-036	1,358	
10.RD			DIRECT	UNITED STATES DEPARTMENT OF AGRICULTURE (USDA)	58-2032-9-038	8,118	
10.RD			DIRECT	UNITED STATES DEPARTMENT OF AGRICULTURE (USDA)	58-2032-9-040	3,848	
10.RD			DIRECT	UNITED STATES DEPARTMENT OF AGRICULTURE (USDA)	58-2032-9-044	77	
10.RD			DIRECT	UNITED STATES DEPARTMENT OF AGRICULTURE (USDA)	58-2032-9-045	8,940	
10.RD			DIRECT	UNITED STATES DEPARTMENT OF AGRICULTURE (USDA)	58-2032-9-048	11,808	
10.RD			DIRECT	UNITED STATES DEPARTMENT OF AGRICULTURE (USDA)	58-2032-9-049	5,805	
10.RD			DIRECT	UNITED STATES DEPARTMENT OF AGRICULTURE (USDA)	58-2032-9-056	16,790	
10.RD			DIRECT	UNITED STATES DEPARTMENT OF AGRICULTURE (USDA)	58-2032-9-057	2,457	

**University of California**  
**Schedule of Expenditures of Federal Awards**

*For the Fiscal Year Ended  
June 30, 2021  
(Expressed in whole dollars)*

**Research And Development Cluster**

Assistance Listing Number	Federal Program Title	Additional Award Identification	Direct / Pass-Through	Agency or Pass-Through Entity	Pass-Through No. or Other Identifier	Federal Expenditures	Passed-Through to Subrecipients
10.RD			DIRECT	UNITED STATES DEPARTMENT OF AGRICULTURE (USDA)	58-2032-9-058	3,850	
10.RD			DIRECT	UNITED STATES DEPARTMENT OF AGRICULTURE (USDA)	58-2032-9-059	5,000	
10.RD			DIRECT	UNITED STATES DEPARTMENT OF AGRICULTURE (USDA)	58-2032-9-061	18,222	
10.RD			DIRECT	UNITED STATES DEPARTMENT OF AGRICULTURE (USDA)	58-2034-0-018	19,163	
10.RD			DIRECT	UNITED STATES DEPARTMENT OF AGRICULTURE (USDA)	58-5062-7-018	14,175	
10.RD			DIRECT	UNITED STATES DEPARTMENT OF AGRICULTURE (USDA)	A19-2188-S001	19,054	
10.RD			DIRECT	UNITED STATES DEPARTMENT OF AGRICULTURE (USDA)	A21-2270	2,874	
10.RD			DIRECT	UNITED STATES DEPARTMENT OF AGRICULTURE (USDA)	ARS 58-2036-1-008	7,673	
10.RD			DIRECT	UNITED STATES DEPARTMENT OF AGRICULTURE (USDA)	ZGNT000164	(285,317)	
10.RD			PASS-THROUGH	CHN NEBRASKA	A21-2007	39,780	
10.RD			PASS-THROUGH	FOUNDATION FOR FOOD AND AGRICULTURE RESEARCH	550830	113,092	28,586
10.RD			PASS-THROUGH	NATIONAL FISH AND WILDLIFE FOUNDATION	0806.17.055660	(526)	
10.RD			PASS-THROUGH	NATIONAL FISH AND WILDLIFE FOUNDATION	0806.19.064532	77,884	39,963
10.RD			PASS-THROUGH	NATIONAL FISH AND WILDLIFE FOUNDATION	0806.19.064580	67,999	
10.RD			PASS-THROUGH	NATIONAL FISH AND WILDLIFE FOUNDATION	0806.20.067936	5,587	
10.RD			PASS-THROUGH	UNIVERSITY OF MINNESOTA	H006588501	28,531	
10.RD			PASS-THROUGH	RUTGERS	1351365	29,430	
10.RD	Total					2,978,224	112,951
11.001	CENSUS BUREAU DATA PRODUCTS		DIRECT	DEPARTMENT OF COMMERCE (DOC)	VARIOUS	197	
11.001	CENSUS BUREAU DATA PRODUCTS Total					197	
11.011	OCEAN EXPLORATION		DIRECT	DEPARTMENT OF COMMERCE (DOC)	VARIOUS	591,843	5,184
11.011	OCEAN EXPLORATION Total					591,843	5,184
11.012	INTEGRATED OCEAN OBSERVING SYSTEM (IOOS)		DIRECT	DEPARTMENT OF COMMERCE (DOC)	VARIOUS	2,987,804	691,654
11.012	INTEGRATED OCEAN OBSERVING SYSTEM (IOOS)		PASS-THROUGH	MONTEREY BAY AQUARIUM RESEARCH INSTITUTE	11111249	(524)	
11.012	INTEGRATED OCEAN OBSERVING SYSTEM (IOOS)		PASS-THROUGH	MONTEREY BAY AQUARIUM RESEARCH INSTITUTE	1611447	374,589	
11.012	INTEGRATED OCEAN OBSERVING SYSTEM (IOOS)		PASS-THROUGH	MONTEREY BAY AQUARIUM RESEARCH INSTITUTE	1710308.5	43,715	
11.012	INTEGRATED OCEAN OBSERVING SYSTEM (IOOS)		PASS-THROUGH	MONTEREY BAY AQUARIUM RESEARCH INSTITUTE	1911082	174,970	
11.012	INTEGRATED OCEAN OBSERVING SYSTEM (IOOS)		PASS-THROUGH	MONTEREY BAY AQUARIUM RESEARCH INSTITUTE	A16-0171-007	126,897	
11.012	INTEGRATED OCEAN OBSERVING SYSTEM (IOOS)		PASS-THROUGH	UNIVERSITY OF MARYLAND	A16-0218-003	55,793	
11.012	INTEGRATED OCEAN OBSERVING SYSTEM (IOOS) Total					3,763,246	691,654
11.012	COVID-19 - INTEGRATED OCEAN OBSERVING SYSTEM (IOOS)	COVID-19	DIRECT	DEPARTMENT OF COMMERCE (DOC)	VARIOUS	4,526	
11.012	COVID-19 - INTEGRATED OCEAN OBSERVING SYSTEM (IOOS) Total					4,526	
11.017	OCEAN ACIDIFICATION PROGRAM (OAP)		DIRECT	DEPARTMENT OF COMMERCE (DOC)	VARIOUS	473,223	163,484
11.017	OCEAN ACIDIFICATION PROGRAM (OAP) Total					473,223	163,484
11.020	CLUSTER GRANTS		DIRECT	DEPARTMENT OF COMMERCE (DOC)	VARIOUS	103,772	17,060
11.020	CLUSTER GRANTS		PASS-THROUGH	CLEANTECH SAN DIEGO ASSOCIATION	012272	31,295	
11.020	CLUSTER GRANTS		PASS-THROUGH	MASSACHUSETTS INSTITUTE OF TECHNOLOGY	S4878	25,989	
11.020	CLUSTER GRANTS Total					161,056	17,060
11.021	NOAA SMALL BUSINESS INNOVATION RESEARCH (SBIR) PROGRAM		PASS-THROUGH	DIVEVIZ LLC	SP001DEHEYN	43,776	
11.021	NOAA SMALL BUSINESS INNOVATION RESEARCH (SBIR) PROGRAM Total					43,776	
11.022	BIPARTISAN BUDGET ACT OF 2018		PASS-THROUGH	PACIFIC STATES MARINE FISHERIES COMMISSION	21-049G	24,053	
11.022	BIPARTISAN BUDGET ACT OF 2018		PASS-THROUGH	PACIFIC STATES MARINE FISHERIES COMMISSION	A20-0832-001	9,837	
11.022	BIPARTISAN BUDGET ACT OF 2018 Total					33,890	
11.417	SEA GRANT SUPPORT		DIRECT	DEPARTMENT OF COMMERCE (DOC)	VARIOUS	7,974,557	1,109,421
11.417	SEA GRANT SUPPORT		PASS-THROUGH	CALIFORNIA STATE UNIVERSITY, NORTHIDGE	A18-0060-S002	16,059	
11.417	SEA GRANT SUPPORT		PASS-THROUGH	UNIVERSITIES SPACE RESEARCH ASSOCIATION	SUB 08104-02	21,796	
11.417	SEA GRANT SUPPORT		PASS-THROUGH	UNIVERSITY OF SOUTHERN CALIFORNIA	(1333MD19PNEEA...	8,702	
11.417	SEA GRANT SUPPORT		PASS-THROUGH	UNIVERSITY OF SOUTHERN CALIFORNIA	120651698	18,581	
11.417	SEA GRANT SUPPORT		PASS-THROUGH	UNIVERSITY OF SOUTHERN CALIFORNIA	129407135	30,264	
11.417	SEA GRANT SUPPORT Total					8,069,958	1,109,421
11.419	COASTAL ZONE MANAGEMENT ADMINISTRATION AWARDS		PASS-THROUGH	CALIFORNIA STATE COASTAL CONSERVANCY	CC1915	13,776	
11.419	COASTAL ZONE MANAGEMENT ADMINISTRATION AWARDS		PASS-THROUGH	PORTLAND STATE UNIVERSITY	100189	17,978	
11.419	COASTAL ZONE MANAGEMENT ADMINISTRATION AWARDS Total					31,755	
11.420	COASTAL ZONE MANAGEMENT ESTUARINE RESEARCH RESERVES		DIRECT	DEPARTMENT OF COMMERCE (DOC)	VARIOUS	35,975	
11.420	COASTAL ZONE MANAGEMENT ESTUARINE RESEARCH RESERVES Total					35,975	
11.427	FISHERIES DEVELOPMENT AND UTILIZATION RESEARCH AND DEVELOPMENT GRANTS AND COOPERATIVE AGREEMENTS PROGRAM		DIRECT	DEPARTMENT OF COMMERCE (DOC)	VARIOUS	202,791	
11.427	FISHERIES DEVELOPMENT AND UTILIZATION RESEARCH AND DEVELOPMENT GRANTS AND COOPERATIVE AGREEMENTS PROGRAM Total					202,791	
11.429	MARINE SANCTUARY PROGRAM		PASS-THROUGH	NATIONAL MARINE SANCTUARY FOUNDATION	011091	2,030	
11.429	MARINE SANCTUARY PROGRAM Total					2,030	
11.431	CLIMATE AND ATMOSPHERIC RESEARCH		DIRECT	DEPARTMENT OF COMMERCE (DOC)	VARIOUS	4,033,133	271,470
11.431	CLIMATE AND ATMOSPHERIC RESEARCH		PASS-THROUGH	GLOBAL SCIENCES & TECHNOLOGY, INC.	DG133E-10-CQ-0034	(226)	
11.431	CLIMATE AND ATMOSPHERIC RESEARCH		PASS-THROUGH	RIVERSIDE TECHNOLOGY, INC.	PROTECH-UCI	57,509	
11.431	CLIMATE AND ATMOSPHERIC RESEARCH		PASS-THROUGH	UNIVERSITY OF MIAMI	OS00000353	10,521	

**University of California**  
**Schedule of Expenditures of Federal Awards**

For the Fiscal Year Ended  
June 30, 2021  
(Expressed in whole dollars)

**Research And Development Cluster**

Assistance Listing Number	Federal Program Title	Additional Award Identification	Direct / Pass-Through	Agency or Pass-Through Entity	Pass-Through No. or Other Identifier	Federal Expenditures	Passed-Through to Subrecipients
11.431	CLIMATE AND ATMOSPHERIC RESEARCH		PASS-THROUGH	UNIVERSITY OF MICHIGAN	SUB K00011126(DE-NA0003944)	68,948	
11.431	CLIMATE AND ATMOSPHERIC RESEARCH		PASS-THROUGH	UNIVERSITY OF SOUTH CAROLINA	20-3984	24,198	
11.431	CLIMATE AND ATMOSPHERIC RESEARCH Total					4,194,084	271,470
11.432	NATIONAL OCEANIC AND ATMOSPHERIC ADMINISTRATION (NOAA) COOPERATIVE INSTITUTES		DIRECT	DEPARTMENT OF COMMERCE (DOC)	VARIOUS	17,256,203	380,707
11.432	NATIONAL OCEANIC AND ATMOSPHERIC ADMINISTRATION (NOAA) COOPERATIVE INSTITUTES Total					17,256,203	380,707
11.433	MARINE FISHERIES INITIATIVE		DIRECT	DEPARTMENT OF COMMERCE (DOC)	VARIOUS	5,931	
11.433	MARINE FISHERIES INITIATIVE Total					5,931	
11.437	PACIFIC FISHERIES DATA PROGRAM		PASS-THROUGH	PACIFIC STATES MARINE FISHERIES COMMISSION	NA18NMF4370235	46,229	
11.437	PACIFIC FISHERIES DATA PROGRAM Total					46,229	
11.438	PACIFIC COAST SALMON RECOVERY PACIFIC SALMON TREATY PROGRAM		PASS-THROUGH	BERING SEA FISHERMEN'S ASSOCIATION	A19-0747-001	132,052	
11.438	PACIFIC COAST SALMON RECOVERY PACIFIC SALMON TREATY PROGRAM Total					132,052	
11.439	MARINE MAMMAL DATA PROGRAM		DIRECT	DEPARTMENT OF COMMERCE (DOC)	VARIOUS	180,247	8,751
11.439	MARINE MAMMAL DATA PROGRAM Total					180,247	8,751
11.451	GULF COAST ECOSYSTEM RESTORATION SCIENCE, OBSERVATION, MONITORING, AND TECHNOLOGY		PASS-THROUGH	STONY BROOK UNIVERSITY	A20-0172-001	11,571	
11.451	GULF COAST ECOSYSTEM RESTORATION SCIENCE, OBSERVATION, MONITORING, AND TECHNOLOGY Total					11,571	
11.459	WEATHER AND AIR QUALITY RESEARCH		DIRECT	DEPARTMENT OF COMMERCE (DOC)	VARIOUS	454,704	84,514
11.459	WEATHER AND AIR QUALITY RESEARCH Total					454,704	84,514
11.460	SPECIAL OCEANIC AND ATMOSPHERIC PROJECTS		DIRECT	DEPARTMENT OF COMMERCE (DOC)	VARIOUS	170,523	
11.460	SPECIAL OCEANIC AND ATMOSPHERIC PROJECTS Total					170,523	
11.463	HABITAT CONSERVATION		PASS-THROUGH	NATIONAL FISH AND WILDLIFE FOUNDATION	NFWF 300217057783	50,937	
11.463	HABITAT CONSERVATION		PASS-THROUGH	SONOMA COUNTY WATER AGENCY	TW 18/19-140	21,729	
11.463	HABITAT CONSERVATION		PASS-THROUGH	SONOMA COUNTY WATER AGENCY	TW# 18/19-016	326,955	
11.463	HABITAT CONSERVATION Total					399,622	
11.468	APPLIED METEOROLOGICAL RESEARCH		PASS-THROUGH	DESERT RESEARCH INSTITUTE	GR09348	20,001	
11.468	APPLIED METEOROLOGICAL RESEARCH Total					20,001	
11.472	UNALLIED SCIENCE PROGRAM		DIRECT	DEPARTMENT OF COMMERCE (DOC)	VARIOUS	245,432	124,134
11.472	UNALLIED SCIENCE PROGRAM		PASS-THROUGH	CALIFORNIA DEPARTMENT OF FISH AND WILDLIFE	P1970003	788,743	
11.472	UNALLIED SCIENCE PROGRAM		PASS-THROUGH	PACIFIC STATES MARINE FISHERIES COMMISSION	PSMFC GRANT NO. 20-159G	35,496	
11.472	UNALLIED SCIENCE PROGRAM		PASS-THROUGH	UNIVERSITY OF SOUTHERN MISSISSIPPI	A20-0040-001	14,383	
11.472	UNALLIED SCIENCE PROGRAM Total					1,084,055	124,134
11.478	CENTER FOR SPONSORED COASTAL OCEAN RESEARCH COASTAL OCEAN PROGRAM		DIRECT	DEPARTMENT OF COMMERCE (DOC)		794,513	96,337
11.478	CENTER FOR SPONSORED COASTAL OCEAN RESEARCH COASTAL OCEAN PROGRAM		PASS-THROUGH	CALIFORNIA STATE COASTAL CONSERVANCY	17-022	1,587	
11.478	CENTER FOR SPONSORED COASTAL OCEAN RESEARCH COASTAL OCEAN PROGRAM Total					796,101	96,337
11.482	CORAL REEF CONSERVATION PROGRAM		PASS-THROUGH	NATIONAL FISH AND WILDLIFE FOUNDATION	0302.20.068675	10,173	
11.482	CORAL REEF CONSERVATION PROGRAM Total					10,173	
11.609	MEASUREMENT AND ENGINEERING RESEARCH AND STANDARDS		DIRECT	DEPARTMENT OF COMMERCE (DOC)	VARIOUS	1,053,827	234,969
11.609	MEASUREMENT AND ENGINEERING RESEARCH AND STANDARDS		PASS-THROUGH	IOWA STATE UNIVERSITY	022284F	431,230	
11.609	MEASUREMENT AND ENGINEERING RESEARCH AND STANDARDS		PASS-THROUGH	UNIVERSITY OF MICHIGAN	SUB 3004650965 (70NANB17H291)	109,059	
11.609	MEASUREMENT AND ENGINEERING RESEARCH AND STANDARDS		PASS-THROUGH	UNIVERSITY SYSTEM OF MARYLAND	86307-Z7573201	115,398	
11.609	MEASUREMENT AND ENGINEERING RESEARCH AND STANDARDS Total					1,709,514	234,969
11.619	ARRANGEMENTS FOR INTERDISCIPLINARY RESEARCH INFRASTRUCTURE		PASS-THROUGH	IOWA STATE UNIVERSITY	426-17-02B	8,342	
11.619	ARRANGEMENTS FOR INTERDISCIPLINARY RESEARCH INFRASTRUCTURE Total					8,342	
11.RD			DIRECT	DEPARTMENT OF COMMERCE (DOC)	011023	131,380	66,961
11.RD			DIRECT	DEPARTMENT OF COMMERCE (DOC)	A/EA-23B	(7,506)	
11.RD			DIRECT	DEPARTMENT OF COMMERCE (DOC)	MOA-2020-130/12063	2,178	
11.RD			DIRECT	DEPARTMENT OF COMMERCE (DOC)	R/AQ-156F	6,234	
11.RD			DIRECT	DEPARTMENT OF COMMERCE (DOC)	R/HCE-15	13,617	21,076
11.RD			DIRECT	DEPARTMENT OF COMMERCE (DOC)	S-001210	14,457	
11.RD			PASS-THROUGH	OREGON STATE UNIVERSITY	NA355A-B	30,577	
11.RD	Total					190,936	88,037
12.002	PROCUREMENT TECHNICAL ASSISTANCE FOR BUSINESS FIRMS		PASS-THROUGH	SRI INTERNATIONAL	SUB PO37365(W81XWH19C0 096)	378,200	
12.002	PROCUREMENT TECHNICAL ASSISTANCE FOR BUSINESS FIRMS Total					378,200	
12.005	CONSERVATION AND REHABILITATION OF NATURAL RESOURCES ON MILITARY INSTALLATIONS		PASS-THROUGH	COLORADO STATE UNIVERSITY	G-16037-04	60,932	
12.005	CONSERVATION AND REHABILITATION OF NATURAL RESOURCES ON MILITARY INSTALLATIONS		PASS-THROUGH	COLORADO STATE UNIVERSITY	G-44516-04	62,578	
12.005	CONSERVATION AND REHABILITATION OF NATURAL RESOURCES ON MILITARY INSTALLATIONS Total					123,510	
12.008	DREDGED MATERIAL CONTAINMENT AREA		PASS-THROUGH	GEORGE WASHINGTON UNIVERSITY	GWU 210-S10	8,031	
12.008	DREDGED MATERIAL CONTAINMENT AREA Total					8,031	
12.114	COLLABORATIVE RESEARCH AND DEVELOPMENT		DIRECT	DEPARTMENT OF DEFENSE (DOD)	VARIOUS	6,905,672	596,004
12.114	COLLABORATIVE RESEARCH AND DEVELOPMENT Total					6,905,672	596,004
12.114	COVID-19 - COLLABORATIVE RESEARCH AND DEVELOPMENT	COVID-19	DIRECT	DEPARTMENT OF DEFENSE (DOD)	VARIOUS	505,765	

**University of California**  
**Schedule of Expenditures of Federal Awards**

*For the Fiscal Year Ended  
June 30, 2021  
(Expressed in whole dollars)*

**Research And Development Cluster**

Assistance Listing Number	Federal Program Title	Additional Award Identification	Direct / Pass-Through	Agency or Pass-Through Entity	Pass-Through No. or Other Identifier	Federal Expenditures	Passed-Through to Subrecipients
12.114	COVID-19 - COLLABORATIVE RESEARCH AND DEVELOPMENT Total					505,765	
12.130			PASS-THROUGH	BURLESON CONSULTING, INC.		40,259	
12.130	ESTUARY HABITAT RESTORATION PROGRAM ESTUARY HABITAT RESTORATION PROGRAM Total				A19-0771-001	40,259	
12.300			DIRECT	DEPARTMENT OF DEFENSE (DOD)		70,484,725	6,814,518
12.300	BASIC AND APPLIED SCIENTIFIC RESEARCH		PASS-THROUGH	10DBX LLC	VARIOUS	(9,189)	
12.300	BASIC AND APPLIED SCIENTIFIC RESEARCH		PASS-THROUGH	BRIDGE12 TECHNOLOGIES INC.	10DBX 7243-2017-2767	14,327	
12.300	BASIC AND APPLIED SCIENTIFIC RESEARCH		PASS-THROUGH	CARNEGIE MELLON UNIVERSITY	A20-3646	57,375	
12.300	BASIC AND APPLIED SCIENTIFIC RESEARCH		PASS-THROUGH	CHARLES RIVER ANALYTICS	1141311-425280	92,673	
12.300	BASIC AND APPLIED SCIENTIFIC RESEARCH		PASS-THROUGH	COLORADO STATE UNIVERSITY	A21-0469-001	18,360	
12.300	BASIC AND APPLIED SCIENTIFIC RESEARCH		PASS-THROUGH	COLORADO STATE UNIVERSITY	A20-0628-001	20,369	
12.300	BASIC AND APPLIED SCIENTIFIC RESEARCH		PASS-THROUGH	COLUMBIA UNIVERSITY	A21-0383-001	55,391	
12.300	BASIC AND APPLIED SCIENTIFIC RESEARCH		PASS-THROUGH	COLUMBIA UNIVERSITY	1(GG014055) SUB 1(GG013984)(N00014-18-1-2 SUB 3(GG014055) (N00014-19...	302,457	
12.300	BASIC AND APPLIED SCIENTIFIC RESEARCH		PASS-THROUGH	COLUMBIA UNIVERSITY		72,494	
12.300	BASIC AND APPLIED SCIENTIFIC RESEARCH		PASS-THROUGH	FLORIDA STATE UNIVERSITY	R02164	118,223	
12.300	BASIC AND APPLIED SCIENTIFIC RESEARCH		PASS-THROUGH	FOUNDATION FOR MARINE ECOLOGY AND TELEMETRY RESEARCH	028-020SIO001_002	69,904	
12.300	BASIC AND APPLIED SCIENTIFIC RESEARCH		PASS-THROUGH	GEORGE WASHINGTON UNIVERSITY	19-S10	191,348	
12.300	BASIC AND APPLIED SCIENTIFIC RESEARCH		PASS-THROUGH	GEORGIA INSTITUTE OF TECHNOLOGY	AWD-102036-G4:2	182,125	
12.300	BASIC AND APPLIED SCIENTIFIC RESEARCH		PASS-THROUGH	GEORGIA INSTITUTE OF TECHNOLOGY		(414)	
12.300	BASIC AND APPLIED SCIENTIFIC RESEARCH		PASS-THROUGH	GEORGIA STATE UNIVERSITY	RG923-G1	2,392	
12.300	BASIC AND APPLIED SCIENTIFIC RESEARCH		PASS-THROUGH	HAL TECHNOLOGY, LLC	SP00012914-03	61,215	
12.300	BASIC AND APPLIED SCIENTIFIC RESEARCH		PASS-THROUGH	HLS RESEARCH, INC.	214780 SUB 30013590 (N00014-17-C-7041	25,249	
12.300	BASIC AND APPLIED SCIENTIFIC RESEARCH		PASS-THROUGH	JOHNS HOPKINS UNIVERSITY	011445	183,810	
12.300	BASIC AND APPLIED SCIENTIFIC RESEARCH		PASS-THROUGH	JOHNS HOPKINS UNIVERSITY	2002694585	106,436	
12.300	BASIC AND APPLIED SCIENTIFIC RESEARCH		PASS-THROUGH	JOHNS HOPKINS UNIVERSITY	2004801912	51,841	
12.300	BASIC AND APPLIED SCIENTIFIC RESEARCH		PASS-THROUGH	KELP MARINE RESEARCH	20 2702 001	29,862	
12.300	BASIC AND APPLIED SCIENTIFIC RESEARCH		PASS-THROUGH	MASSACHUSETTS INSTITUTE OF TECHNOLOGY	5710004237.4	21,303	
12.300	BASIC AND APPLIED SCIENTIFIC RESEARCH		PASS-THROUGH	MASSACHUSETTS INSTITUTE OF TECHNOLOGY	S4954 - PO	194,574	
12.300	BASIC AND APPLIED SCIENTIFIC RESEARCH		PASS-THROUGH	MAXENTRIC TECHNOLOGIES LLC		25,451	
12.300	BASIC AND APPLIED SCIENTIFIC RESEARCH		PASS-THROUGH	NORTH CAROLINA STATE UNIVERSITY	UCSD-3959 SUB 2015-1959-03 (N00014-15-1-	202,365	
12.300	BASIC AND APPLIED SCIENTIFIC RESEARCH		PASS-THROUGH	NORTHWESTERN UNIVERSITY		56,392	
12.300	BASIC AND APPLIED SCIENTIFIC RESEARCH		PASS-THROUGH	OFFICE OF NAVAL RESEARCH	011158	(671)	
12.300	BASIC AND APPLIED SCIENTIFIC RESEARCH		PASS-THROUGH	OHIO STATE UNIVERSITY	S-000975	175,386	
12.300	BASIC AND APPLIED SCIENTIFIC RESEARCH		PASS-THROUGH	PRINCETON UNIVERSITY	60063949	91,281	
12.300	BASIC AND APPLIED SCIENTIFIC RESEARCH		PASS-THROUGH	PURDUE UNIVERSITY	SUB00000238:1	37,259	
12.300	BASIC AND APPLIED SCIENTIFIC RESEARCH		PASS-THROUGH	SAN DIEGO STATE UNIVERSITY	41047861 SUB SA0000719 (N00014-19-1-268	45,404	
12.300	BASIC AND APPLIED SCIENTIFIC RESEARCH		PASS-THROUGH	SMRU LIMITED		13,173	
12.300	BASIC AND APPLIED SCIENTIFIC RESEARCH		PASS-THROUGH	STANFORD UNIVERSITY	A20-0735-001	150,495	
12.300	BASIC AND APPLIED SCIENTIFIC RESEARCH		PASS-THROUGH	STANFORD UNIVERSITY	60744755-114407-UCB	71,347	
12.300	BASIC AND APPLIED SCIENTIFIC RESEARCH		PASS-THROUGH	STANFORD UNIVERSITY	62167799-140670	47,210	
12.300	BASIC AND APPLIED SCIENTIFIC RESEARCH		PASS-THROUGH	UNIVERSITY OF ARIZONA	A19-0734-001	22,857	
12.300	BASIC AND APPLIED SCIENTIFIC RESEARCH		PASS-THROUGH	UNIVERSITY OF ARIZONA	206874	45,072	
12.300	BASIC AND APPLIED SCIENTIFIC RESEARCH		PASS-THROUGH	UNIVERSITY OF ARIZONA	217733:10	(16)	
12.300	BASIC AND APPLIED SCIENTIFIC RESEARCH		PASS-THROUGH	UNIVERSITY OF ARIZONA	390506:2 SUB 200257(N00014-16-1-2237)	148,317	
12.300	BASIC AND APPLIED SCIENTIFIC RESEARCH		PASS-THROUGH	UNIVERSITY OF COLORADO BOULDER	SUB 1553360 (N0014-15-1-2809)	52,747	
12.300	BASIC AND APPLIED SCIENTIFIC RESEARCH		PASS-THROUGH	UNIVERSITY OF COLORADO BOULDER	SUB 1558946(N00014-19-1-2522)	135,559	
12.300	BASIC AND APPLIED SCIENTIFIC RESEARCH		PASS-THROUGH	UNIVERSITY OF EDINBURGH	WT9939033/RB0860	103,479	
12.300	BASIC AND APPLIED SCIENTIFIC RESEARCH		PASS-THROUGH	UNIVERSITY OF MASSACHUSETTS AMHERST	010076	173,103	
12.300	BASIC AND APPLIED SCIENTIFIC RESEARCH		PASS-THROUGH	UNIVERSITY OF MASSACHUSETTS AMHERST	18-010467 C 00	198,613	
12.300	BASIC AND APPLIED SCIENTIFIC RESEARCH		PASS-THROUGH	UNIVERSITY OF MASSACHUSETTS AMHERST		1,679	
12.300	BASIC AND APPLIED SCIENTIFIC RESEARCH		PASS-THROUGH	UNIVERSITY OF MASSACHUSETTS AMHERST	34553-AT-RB-111182 SUB 17-009730 B 00 (N00014-1	136,355	
12.300	BASIC AND APPLIED SCIENTIFIC RESEARCH		PASS-THROUGH	UNIVERSITY OF MINNESOTA	A006141804	162,204	
12.300	BASIC AND APPLIED SCIENTIFIC RESEARCH		PASS-THROUGH	UNIVERSITY OF NEBRASKA		219,428	
12.300	BASIC AND APPLIED SCIENTIFIC RESEARCH		PASS-THROUGH	UNIVERSITY OF NORTH CAROLINA SYSTEM	25-0509-0202-002 5118246 (N00014-20-1-2590)	112,278	24,674
12.300	BASIC AND APPLIED SCIENTIFIC RESEARCH		PASS-THROUGH	UNIVERSITY OF SOUTHERN CALIFORNIA		76,376	

**University of California**  
**Schedule of Expenditures of Federal Awards**

*For the Fiscal Year Ended  
June 30, 2021  
(Expressed in whole dollars)*

**Research And Development Cluster**

Assistance Listing Number	Federal Program Title	Additional Award Identification	Direct / Pass-Through	Agency or Pass-Through Entity	Pass-Through No. or Other Identifier	Federal Expenditures	Passed-Through to Subrecipients
12.300	BASIC AND APPLIED SCIENTIFIC RESEARCH		PASS-THROUGH	UNIVERSITY OF SOUTHERN CALIFORNIA	128991742	4,728	
12.300	BASIC AND APPLIED SCIENTIFIC RESEARCH		PASS-THROUGH	UNIVERSITY OF SOUTHERN CALIFORNIA	135239543	155,433	
12.300	BASIC AND APPLIED SCIENTIFIC RESEARCH		PASS-THROUGH	UNIVERSITY OF SOUTHERN CALIFORNIA	82976179	51,098	
12.300	BASIC AND APPLIED SCIENTIFIC RESEARCH		PASS-THROUGH	UNIVERSITY OF SOUTHERN CALIFORNIA	85470620.2	1,159	
12.300	BASIC AND APPLIED SCIENTIFIC RESEARCH		PASS-THROUGH	UNIVERSITY OF SOUTHERN CALIFORNIA	SUB 84902573 (N00014-17-1-206	98,184	
12.300	BASIC AND APPLIED SCIENTIFIC RESEARCH		PASS-THROUGH	UNIVERSITY OF SOUTHERN MISSISSIPPI	SUB USM-8006352-01.01 UCSD(N00	69,853	
12.300	BASIC AND APPLIED SCIENTIFIC RESEARCH		PASS-THROUGH	UNIVERSITY OF TENNESSEE	A19-0099-S004	230,219	
12.300	BASIC AND APPLIED SCIENTIFIC RESEARCH		PASS-THROUGH	UNIVERSITY OF TEXAS HEALTH SCIENCE CENTER AT HOUSTON	00112211B.3	29,385	
12.300	BASIC AND APPLIED SCIENTIFIC RESEARCH		PASS-THROUGH	UNIVERSITY OF TEXAS-AUSTIN	UTA16-000560.3	188,013	
12.300	BASIC AND APPLIED SCIENTIFIC RESEARCH		PASS-THROUGH	UNIVERSITY OF TEXAS-AUSTIN	UTA20-000913	41,594	
12.300	BASIC AND APPLIED SCIENTIFIC RESEARCH		PASS-THROUGH	UNIVERSITY OF VIRGINIA	GG12149.160225	22,021	
12.300	BASIC AND APPLIED SCIENTIFIC RESEARCH		PASS-THROUGH	UNIVERSITY OF WASHINGTON	UWSC9067	356,701	
12.300	BASIC AND APPLIED SCIENTIFIC RESEARCH		PASS-THROUGH	UNIVERSITY OF WASHINGTON	UWSC9069	143,185	
12.300	BASIC AND APPLIED SCIENTIFIC RESEARCH		PASS-THROUGH	UNIVERSITY OF WASHINGTON	UWSC9478	(92)	
12.300	BASIC AND APPLIED SCIENTIFIC RESEARCH		PASS-THROUGH	VANDERBILT UNIVERSITY	UNIV61745	11,147	
12.300	BASIC AND APPLIED SCIENTIFIC RESEARCH		PASS-THROUGH	WASHINGTON STATE UNIVERSITY	UNIV61745	8,618	
12.300	BASIC AND APPLIED SCIENTIFIC RESEARCH		PASS-THROUGH	WASHINGTON UNIVERSITY IN ST. LOUIS	A19-0750-001	55,081	
12.300	BASIC AND APPLIED SCIENTIFIC RESEARCH		PASS-THROUGH	RUTGERS	A21-0055-001	12,607	
12.300	BASIC AND APPLIED SCIENTIFIC RESEARCH		PASS-THROUGH	UNIVERSITY OF NOTRE DAME	A20-0174-001	3,896	
12.300	BASIC AND APPLIED SCIENTIFIC RESEARCH BASIC AND APPLIED SCIENTIFIC RESEARCH Total				203349UCSD	76,332,824	6,839,191
12.300	COVID-19 - BASIC AND APPLIED SCIENTIFIC RESEARCH	COVID-19	DIRECT	DEPARTMENT OF DEFENSE (DOD)	VARIOUS	9,970,525	482,856
12.300	COVID-19 - BASIC AND APPLIED SCIENTIFIC RESEARCH Total					9,970,525	482,856
12.301	BASIC AND APPLIED SCIENTIFIC RESEARCH, REINSTATED		DIRECT	DEPARTMENT OF DEFENSE (DOD)		2,211	
12.301	BASIC AND APPLIED SCIENTIFIC RESEARCH, REINSTATED		PASS-THROUGH	EOSPACE INC.	VARIOUS SUB 30044066 (N68335-20-C-0...	49,591	
12.301	BASIC AND APPLIED SCIENTIFIC RESEARCH, REINSTATED Total					51,802	
12.330	SCIENCE, TECHNOLOGY, ENGINEERING & MATHEMATICS (STEM) EDUCATION, OUTREACH AND WORKFORCE PROGRAM		PASS-THROUGH	NEW MEXICO INSTITUTE OF MINING & TECHNOLOGY	A20-0564-001	74,550	
12.330	SCIENCE, TECHNOLOGY, ENGINEERING & MATHEMATICS (STEM) EDUCATION, OUTREACH AND WORKFORCE PROGRAM		PASS-THROUGH	RTI HEALTH SOLUTIONS	SUB 10-312-0216908-65594L (W91	123,868	
12.330	SCIENCE, TECHNOLOGY, ENGINEERING & MATHEMATICS (STEM) EDUCATION, OUTREACH AND WORKFORCE PROGRAM Total					198,418	
12.335	NAVY COMMAND, CONTROL, COMMUNICATIONS, COMPUTERS, INTELLIGENCE, SURVEILLANCE, AND RECONNAISSANCE		DIRECT	DEPARTMENT OF DEFENSE (DOD)		387,607	
12.335	NAVY COMMAND, CONTROL, COMMUNICATIONS, COMPUTERS, INTELLIGENCE, SURVEILLANCE, AND RECONNAISSANCE Total				VARIOUS	387,607	
12.340	NAVAL MEDICAL RESEARCH AND DEVELOPMENT		PASS-THROUGH	OREGON HEALTH & SCIENCE UNIVERSITY	1010447 UCSF	71,109	
12.340	NAVAL MEDICAL RESEARCH AND DEVELOPMENT Total					71,109	
12.351	SCIENTIFIC RESEARCH - COMBATING WEAPONS OF MASS DESTRUCTION		DIRECT	DEPARTMENT OF DEFENSE (DOD)		5,274,086	586,900
12.351	SCIENTIFIC RESEARCH - COMBATING WEAPONS OF MASS DESTRUCTION		PASS-THROUGH	JOHNS HOPKINS UNIVERSITY	VARIOUS	230,904	
12.351	SCIENTIFIC RESEARCH - COMBATING WEAPONS OF MASS DESTRUCTION		PASS-THROUGH	JOHNS HOPKINS UNIVERSITY	011887 SUB 2004730758 (HDTRA12020001)	208,019	
12.351	SCIENTIFIC RESEARCH - COMBATING WEAPONS OF MASS DESTRUCTION		PASS-THROUGH	PENNSYLVANIA STATE UNIVERSITY	SA21-04	149,455	
12.351	SCIENTIFIC RESEARCH - COMBATING WEAPONS OF MASS DESTRUCTION		PASS-THROUGH	SOUTHERN METHODIST UNIVERSITY	GA00176-7506	37,750	
12.351	SCIENTIFIC RESEARCH - COMBATING WEAPONS OF MASS DESTRUCTION		PASS-THROUGH	UNIVERSITY OF MARYLAND	010727	42,958	
12.351	SCIENTIFIC RESEARCH - COMBATING WEAPONS OF MASS DESTRUCTION		PASS-THROUGH	UNIVERSITY OF MARYLAND	010862	173,476	
12.351	SCIENTIFIC RESEARCH - COMBATING WEAPONS OF MASS DESTRUCTION		PASS-THROUGH	UNIVERSITY OF MARYLAND	011047	42,279	
12.351	SCIENTIFIC RESEARCH - COMBATING WEAPONS OF MASS DESTRUCTION		PASS-THROUGH	UNIVERSITY OF MARYLAND	011090	35,738	
12.351	SCIENTIFIC RESEARCH - COMBATING WEAPONS OF MASS DESTRUCTION		PASS-THROUGH	UNIVERSITY OF NEVADA, LAS VEGAS/UNLV	17-22FW-00	(19)	
12.351	SCIENTIFIC RESEARCH - COMBATING WEAPONS OF MASS DESTRUCTION		PASS-THROUGH	RESEARCH FOUNDATION UNIVERSITY OF NEW MEXICO	HDTRA11810022	86,443	
12.351	SCIENTIFIC RESEARCH - COMBATING WEAPONS OF MASS DESTRUCTION		PASS-THROUGH	UNIVERSITY OF TENNESSEE	A18-0780-S001-A01:01	126,611	
12.351	SCIENTIFIC RESEARCH - COMBATING WEAPONS OF MASS DESTRUCTION		PASS-THROUGH	VANDERBILT UNIVERSITY	UNIV59843:1	15,440	
12.351	SCIENTIFIC RESEARCH - COMBATING WEAPONS OF MASS DESTRUCTION Total					6,423,139	586,900
12.351	COVID-19 - SCIENTIFIC RESEARCH - COMBATING WEAPONS OF MASS DESTRUCTION	COVID-19	DIRECT	DEPARTMENT OF DEFENSE (DOD)	VARIOUS	250,718	
12.351	COVID-19 - SCIENTIFIC RESEARCH - COMBATING WEAPONS OF MASS DESTRUCTION Total					250,718	
12.355	PEST MANAGEMENT AND VECTOR CONTROL RESEARCH		PASS-THROUGH	UNIVERSITY OF NOTRE DAME	203396UCSF	14,225	

**University of California**  
**Schedule of Expenditures of Federal Awards**

*For the Fiscal Year Ended  
June 30, 2021  
(Expressed in whole dollars)*

**Research And Development Cluster**

Assistance Listing Number	Federal Program Title	Additional Award Identification	Direct / Pass-Through	Agency or Pass-Through Entity	Pass-Through No. or Other Identifier	Federal Expenditures	Passed-Through to Subrecipients
12.355	PEST MANAGEMENT AND VECTOR CONTROL RESEARCH Total					14,225	
12.420	MILITARY MEDICAL RESEARCH AND DEVELOPMENT		DIRECT	DEPARTMENT OF DEFENSE (DOD)		42,626,495	3,261,325
12.420	MILITARY MEDICAL RESEARCH AND DEVELOPMENT		PASS-THROUGH	AMERICAN BURN ASSOCIATION	VARIOUS	305,601	
12.420	MILITARY MEDICAL RESEARCH AND DEVELOPMENT		PASS-THROUGH	AMERICAN BURN ASSOCIATION	A20-3319	150,661	
12.420	MILITARY MEDICAL RESEARCH AND DEVELOPMENT		PASS-THROUGH	AMERICAN BURN ASSOCIATION	A20-3320	362,540	
12.420	MILITARY MEDICAL RESEARCH AND DEVELOPMENT		PASS-THROUGH	AMERICAN BURN ASSOCIATION	W81XWH-16-2-0048	(7)	
12.420	MILITARY MEDICAL RESEARCH AND DEVELOPMENT		PASS-THROUGH	AMERICAN BURN ASSOCIATION	W81XWH-16-2-0055	21,771	
12.420	MILITARY MEDICAL RESEARCH AND DEVELOPMENT		PASS-THROUGH	ANNOVIS BIO, INC.	W81XWH-19-2-0043	1,306	
12.420	MILITARY MEDICAL RESEARCH AND DEVELOPMENT		PASS-THROUGH	BINGHAMTON UNIVERSITY	W81XWH	22,785	
12.420	MILITARY MEDICAL RESEARCH AND DEVELOPMENT		PASS-THROUGH	CALIFORNIA INSTITUTE OF TECHNOLOGY	W81XWH 16 1-0557 SUB M S456755 (W81XWH-17-0589)	88,058	
12.420	MILITARY MEDICAL RESEARCH AND DEVELOPMENT		PASS-THROUGH	CEDARS-SINAI MEDICAL CENTER	0001660919	170,157	
12.420	MILITARY MEDICAL RESEARCH AND DEVELOPMENT		PASS-THROUGH	CEDARS-SINAI MEDICAL CENTER	1620245:1	75,255	
12.420	MILITARY MEDICAL RESEARCH AND DEVELOPMENT		PASS-THROUGH	CEDARS-SINAI MEDICAL CENTER	1789227	39,544	
12.420	MILITARY MEDICAL RESEARCH AND DEVELOPMENT		PASS-THROUGH	CHENEGA CORPORATION	470049 UCI 001	259,606	
12.420	MILITARY MEDICAL RESEARCH AND DEVELOPMENT		PASS-THROUGH	COALITION FOR NATIONAL TRAUMA RESEARCH	NTI-CLOTT17-12	72,668	
12.420	MILITARY MEDICAL RESEARCH AND DEVELOPMENT		PASS-THROUGH	COALITION FOR NATIONAL TRAUMA RESEARCH	NTI-JWMP-201501	142	
12.420	MILITARY MEDICAL RESEARCH AND DEVELOPMENT		PASS-THROUGH	COALITION FOR NATIONAL TRAUMA RESEARCH	NTRAP-18-09	13,449	
12.420	MILITARY MEDICAL RESEARCH AND DEVELOPMENT		PASS-THROUGH	COALITION FOR NATIONAL TRAUMA RESEARCH	SUB NTI-CLOTT17-11 (W81XWH-17- SUB NTRAP-18-07(W81XWH18C0179)	13,833	
12.420	MILITARY MEDICAL RESEARCH AND DEVELOPMENT		PASS-THROUGH	COALITION FOR NATIONAL TRAUMA RESEARCH	00018178	6,626	
12.420	MILITARY MEDICAL RESEARCH AND DEVELOPMENT		PASS-THROUGH	CONGRESSIONALLY DIRECTED MEDICAL RESEARCH PROGRAMS	00018178	(155)	
12.420	MILITARY MEDICAL RESEARCH AND DEVELOPMENT		PASS-THROUGH	DUKE UNIVERSITY	SUB 3130729(W81XWH-17-1-0372)	11,459	
12.420	MILITARY MEDICAL RESEARCH AND DEVELOPMENT		PASS-THROUGH	GENEVA FOUNDATION	S-11059-01	134,486	
12.420	MILITARY MEDICAL RESEARCH AND DEVELOPMENT		PASS-THROUGH	GENEVA FOUNDATION	S-1326-01	(3,580)	
12.420	MILITARY MEDICAL RESEARCH AND DEVELOPMENT		PASS-THROUGH	HENNEPIN HEALTHCARE RESEARCH INSTITUTE	SUB 15059-01 (W81XWH-17-2-0059)	14,727	
12.420	MILITARY MEDICAL RESEARCH AND DEVELOPMENT		PASS-THROUGH	HENRY M. JACKSON FOUNDATION FOR THE ADVANCEMENT OF MILITARY	4096	911,273	
12.420	MILITARY MEDICAL RESEARCH AND DEVELOPMENT		PASS-THROUGH	HENRY M. JACKSON FOUNDATION FOR THE ADVANCEMENT OF MILITARY	823738/WX81XWH112017	74,693	
12.420	MILITARY MEDICAL RESEARCH AND DEVELOPMENT		PASS-THROUGH	JOHNS HOPKINS UNIVERSITY	2002397378:4	(81)	
12.420	MILITARY MEDICAL RESEARCH AND DEVELOPMENT		PASS-THROUGH	JOHNS HOPKINS UNIVERSITY	2003611970	11,184	
12.420	MILITARY MEDICAL RESEARCH AND DEVELOPMENT		PASS-THROUGH	JOHNS HOPKINS UNIVERSITY	2003952086	34,246	
12.420	MILITARY MEDICAL RESEARCH AND DEVELOPMENT		PASS-THROUGH	JOHNS HOPKINS UNIVERSITY	2004692651	7,633	
12.420	MILITARY MEDICAL RESEARCH AND DEVELOPMENT		PASS-THROUGH	LUNDQUIST INSTITUTE FOR BIOMEDICAL INNOVATION AT HARBOR-UCLA	PO# 210004711	3,340	
12.420	MILITARY MEDICAL RESEARCH AND DEVELOPMENT		PASS-THROUGH	MASSACHUSETTS EYE AND EAR INFIRMARY	38033:3	998	
12.420	MILITARY MEDICAL RESEARCH AND DEVELOPMENT		PASS-THROUGH	MASSACHUSETTS EYE AND EAR INFIRMARY	38037	18,753	
12.420	MILITARY MEDICAL RESEARCH AND DEVELOPMENT		PASS-THROUGH	MASSACHUSETTS GENERAL HOSPITAL	234910	139,764	
12.420	MILITARY MEDICAL RESEARCH AND DEVELOPMENT		PASS-THROUGH	MASSACHUSETTS INSTITUTE OF TECHNOLOGY	S4834 - PO 361087	62,175	
12.420	MILITARY MEDICAL RESEARCH AND DEVELOPMENT		PASS-THROUGH	MEDICAL COLLEGE OF WISCONSIN	A132730	13,218	
12.420	MILITARY MEDICAL RESEARCH AND DEVELOPMENT		PASS-THROUGH	MEMORIAL SLOAN-KETTERING CANCER CENTER	BD523951A	37,448	
12.420	MILITARY MEDICAL RESEARCH AND DEVELOPMENT		PASS-THROUGH	NATIONAL JEWISH MEDICAL AND RESEARCH CENTER	20108701	146,975	
12.420	MILITARY MEDICAL RESEARCH AND DEVELOPMENT		PASS-THROUGH	NEW YORK UNIVERSITY	19-A0-00-1003679 SUB 60065095 (W81XWH1810059)	40,743	
12.420	MILITARY MEDICAL RESEARCH AND DEVELOPMENT		PASS-THROUGH	OHIO STATE UNIVERSITY	012111	255,679	
12.420	MILITARY MEDICAL RESEARCH AND DEVELOPMENT		PASS-THROUGH	OREGON HEALTH & SCIENCE UNIVERSITY	1008335 UCSF	18,781	
12.420	MILITARY MEDICAL RESEARCH AND DEVELOPMENT		PASS-THROUGH	OREGON HEALTH & SCIENCE UNIVERSITY	A135342 SUB 20161887 (W81XWH-12-2-013)	111,677	
12.420	MILITARY MEDICAL RESEARCH AND DEVELOPMENT		PASS-THROUGH	SANTA CLARA VALLEY MEDICAL CENTER	60155596	27,643	
12.420	MILITARY MEDICAL RESEARCH AND DEVELOPMENT		PASS-THROUGH	SPR THERAPEUTICS LLC	5-21328	484	
12.420	MILITARY MEDICAL RESEARCH AND DEVELOPMENT		PASS-THROUGH	STANFORD UNIVERSITY	000507860-014	(17,438)	
12.420	MILITARY MEDICAL RESEARCH AND DEVELOPMENT		PASS-THROUGH	THE SCRIPPS RESEARCH INSTITUTE	000516840-021 SUB NARAYANAN-17-01 (W81XWH-17 SUB TSI-2622-19-2020228	18,927	
12.420	MILITARY MEDICAL RESEARCH AND DEVELOPMENT		PASS-THROUGH	THE UNIVERSITY OF ALABAMA AT BIRMINGHAM	000516840-021 SUB NARAYANAN-17-01 (W81XWH-17 SUB TSI-2622-19-2020228	23,716	
12.420	MILITARY MEDICAL RESEARCH AND DEVELOPMENT		PASS-THROUGH	THE UNIVERSITY OF ALABAMA AT BIRMINGHAM	000516840-021 SUB NARAYANAN-17-01 (W81XWH-17 SUB TSI-2622-19-2020228	4,471	
12.420	MILITARY MEDICAL RESEARCH AND DEVELOPMENT		PASS-THROUGH	TRANSLATIONAL GENOMICS RESEARCH INSTITUTE	000516840-021 SUB NARAYANAN-17-01 (W81XWH-17 SUB TSI-2622-19-2020228	1,920	
12.420	MILITARY MEDICAL RESEARCH AND DEVELOPMENT		PASS-THROUGH	TRITON SYSTEMS, INC.	FY18.576.005 SUB FY17.794.016 (W81XWH-15-1-	761	
12.420	MILITARY MEDICAL RESEARCH AND DEVELOPMENT		PASS-THROUGH	UNIVERSITY OF COLORADO DENVER	1802254	19,190	
12.420	MILITARY MEDICAL RESEARCH AND DEVELOPMENT		PASS-THROUGH	UNIVERSITY OF COLORADO DENVER	1802254	(354)	
12.420	MILITARY MEDICAL RESEARCH AND DEVELOPMENT		PASS-THROUGH	UNIVERSITY OF MARYLAND	F211024-1	2,785	
12.420	MILITARY MEDICAL RESEARCH AND DEVELOPMENT		PASS-THROUGH	UNIVERSITY OF MARYLAND	F211024-1	119,387	

**University of California**  
**Schedule of Expenditures of Federal Awards**

*For the Fiscal Year Ended  
June 30, 2021  
(Expressed in whole dollars)*

**Research And Development Cluster**

Assistance Listing Number	Federal Program Title	Additional Award Identification	Direct / Pass-Through	Agency or Pass-Through Entity	Pass-Through No. or Other Identifier	Federal Expenditures	Passed-Through to Subrecipients
12.420	MILITARY MEDICAL RESEARCH AND DEVELOPMENT		PASS-THROUGH	UNIVERSITY OF MARYLAND SCHOOL OF MEDICINE	1802297	12,718	
12.420	MILITARY MEDICAL RESEARCH AND DEVELOPMENT		PASS-THROUGH	UNIVERSITY OF MARYLAND, BALTIMORE	SUB F302463-1 (W81XWH2020053)	11,165	
12.420	MILITARY MEDICAL RESEARCH AND DEVELOPMENT		PASS-THROUGH	UNIVERSITY OF MASSACHUSETTS MEDICAL SCHOOL	W81XWH1810094	15,364	
12.420	MILITARY MEDICAL RESEARCH AND DEVELOPMENT		PASS-THROUGH	UNIVERSITY OF MICHIGAN	SUBK00003465	15,476	
12.420	MILITARY MEDICAL RESEARCH AND DEVELOPMENT		PASS-THROUGH	UNIVERSITY OF MICHIGAN	SUBK00012666	30,985	
12.420	MILITARY MEDICAL RESEARCH AND DEVELOPMENT		PASS-THROUGH	UNIVERSITY OF PENNSYLVANIA	578105	65,859	
12.420	MILITARY MEDICAL RESEARCH AND DEVELOPMENT		PASS-THROUGH	UNIVERSITY OF PENNSYLVANIA	578105 (W81XWH1910861)	16,121	
12.420	MILITARY MEDICAL RESEARCH AND DEVELOPMENT		PASS-THROUGH	UNIVERSITY OF SOUTHERN CALIFORNIA	69986229	1,455	
12.420	MILITARY MEDICAL RESEARCH AND DEVELOPMENT		PASS-THROUGH	UNIVERSITY OF SOUTHERN CALIFORNIA	70043783	11,718	
12.420	MILITARY MEDICAL RESEARCH AND DEVELOPMENT		PASS-THROUGH	UNIVERSITY OF TEXAS MEDICAL BRANCH AT GALVESTON	15-017	9,844	
12.420	MILITARY MEDICAL RESEARCH AND DEVELOPMENT		PASS-THROUGH	UNIVERSITY OF WISCONSIN-MADISON		46,645	
12.420	MILITARY MEDICAL RESEARCH AND DEVELOPMENT		PASS-THROUGH	VETERANS MEDICAL RESEARCH FOUNDATION OF SAN DIEGO	0000000183	9,457	
12.420	MILITARY MEDICAL RESEARCH AND DEVELOPMENT		PASS-THROUGH	VETERANS MEDICAL RESEARCH FOUNDATION OF SAN DIEGO	VPA AFARI (323660) 112579741 (	20,891	
12.420	MILITARY MEDICAL RESEARCH AND DEVELOPMENT		PASS-THROUGH	VETERANS MEDICAL RESEARCH FOUNDATION OF SAN DIEGO	VPA BROCK 321479 (W81XWH181047	28,211	
12.420	MILITARY MEDICAL RESEARCH AND DEVELOPMENT		PASS-THROUGH	VETERANS MEDICAL RESEARCH FOUNDATION OF SAN DIEGO	VPA HALLER 318768 (W81XWH-15-1	12,935	
12.420	MILITARY MEDICAL RESEARCH AND DEVELOPMENT		PASS-THROUGH	VETERANS MEDICAL RESEARCH FOUNDATION OF SAN DIEGO	VPA JAK 322924(W81XWH191065 6)	12,165	
12.420	MILITARY MEDICAL RESEARCH AND DEVELOPMENT		PASS-THROUGH	VETERANS MEDICAL RESEARCH FOUNDATION OF SAN DIEGO	VPA JAK 324328 (W81XWH2010862)	15,659	
12.420	MILITARY MEDICAL RESEARCH AND DEVELOPMENT		PASS-THROUGH	VETERANS MEDICAL RESEARCH FOUNDATION OF SAN DIEGO	VPA LEUNG 323195(WH1910691)	48,281	
12.420	MILITARY MEDICAL RESEARCH AND DEVELOPMENT		PASS-THROUGH	VETERANS MEDICAL RESEARCH FOUNDATION OF SAN DIEGO	VPA MERRITT 324504 (W81XWH2...	13,180	
12.420	MILITARY MEDICAL RESEARCH AND DEVELOPMENT		PASS-THROUGH	VETERANS MEDICAL RESEARCH FOUNDATION OF SAN DIEGO	VPA NORMAN 321505 (W81XWH-181-	788	
12.420	MILITARY MEDICAL RESEARCH AND DEVELOPMENT		PASS-THROUGH	VETERANS MEDICAL RESEARCH FOUNDATION OF SAN DIEGO	VPA RISBROUGH 321506(W81XWH181	50,485	
12.420	MILITARY MEDICAL RESEARCH AND DEVELOPMENT		PASS-THROUGH	VETERANS MEDICAL RESEARCH FOUNDATION OF SAN DIEGO	VPA TWAMLEY 323042(W81XWH19106	60,274	
12.420	MILITARY MEDICAL RESEARCH AND DEVELOPMENT		PASS-THROUGH	WAKE FOREST UNIVERSITY	WFUHS 441005B GU-05	11	
12.420	MILITARY MEDICAL RESEARCH AND DEVELOPMENT		PASS-THROUGH	WAKE FOREST UNIVERSITY HEALTH SCIENCES	W81XWH2010864	(35)	
12.420	MILITARY MEDICAL RESEARCH AND DEVELOPMENT		PASS-THROUGH	YESHIVA UNIVERSITY	321170	17,876	
12.420	MILITARY MEDICAL RESEARCH AND DEVELOPMENT		PASS-THROUGH	NORTHERN CALIFORNIA INSTITUTE FOR RESEARCH AND EDUCATION	1810	805	
12.420	MILITARY MEDICAL RESEARCH AND DEVELOPMENT		PASS-THROUGH	NORTHERN CALIFORNIA INSTITUTE FOR RESEARCH AND EDUCATION	1812	1,462	
12.420	MILITARY MEDICAL RESEARCH AND DEVELOPMENT		PASS-THROUGH	NORTHERN CALIFORNIA INSTITUTE FOR RESEARCH AND EDUCATION	WE11808-1814	13,258	
12.420	MILITARY MEDICAL RESEARCH AND DEVELOPMENT		PASS-THROUGH	NORTHERN CALIFORNIA INSTITUTE FOR RESEARCH AND EDUCATION	WE11872-02	13,671	
12.420	MILITARY MEDICAL RESEARCH AND DEVELOPMENT		PASS-THROUGH	NORTHERN CALIFORNIA INSTITUTE FOR RESEARCH AND EDUCATION	WE1187205094728	6,949	
12.420	MILITARY MEDICAL RESEARCH AND DEVELOPMENT		PASS-THROUGH	NORTHERN CALIFORNIA INSTITUTE FOR RESEARCH AND EDUCATION	WOO2191-01	13,011	
12.420	MILITARY MEDICAL RESEARCH AND DEVELOPMENT		PASS-THROUGH	UNIVERSITY OF COLORADO SYSTEM	W81XWH-15-1-0584	56,978	
12.420	MILITARY MEDICAL RESEARCH AND DEVELOPMENT		PASS-THROUGH	BOSTON CHILDREN'S HOSPITAL	20185149:1	9,654	
12.420	MILITARY MEDICAL RESEARCH AND DEVELOPMENT		PASS-THROUGH	MASS GENERAL BRIGHAM	20190730	111,194	
12.420	MILITARY MEDICAL RESEARCH AND DEVELOPMENT Total					47,231,929	3,261,325
12.420	COVID-19 - MILITARY MEDICAL RESEARCH AND DEVELOPMENT	COVID-19	DIRECT	DEPARTMENT OF DEFENSE (DOD)	VARIOUS	1,317,467	
12.420	COVID-19 - MILITARY MEDICAL RESEARCH AND DEVELOPMENT	COVID-19	PASS-THROUGH	LOGY BIOSERVICES, INC.	ASIMOV	262,254	
12.420	COVID-19 - MILITARY MEDICAL RESEARCH AND DEVELOPMENT Total					1,579,721	
12.431	BASIC SCIENTIFIC RESEARCH		DIRECT	DEPARTMENT OF DEFENSE (DOD)	VARIOUS	28,022,517	8,850,563
12.431	BASIC SCIENTIFIC RESEARCH		PASS-THROUGH	BOSTON UNIVERSITY	4500003083	155,120	
12.431	BASIC SCIENTIFIC RESEARCH		PASS-THROUGH	CALIFORNIA INSTITUTE OF TECHNOLOGY	43B-1097280	335,940	
12.431	BASIC SCIENTIFIC RESEARCH		PASS-THROUGH	CALIFORNIA INSTITUTE OF TECHNOLOGY	SUB 43B-1097279 (W911NF-16-1-0	93,138	
12.431	BASIC SCIENTIFIC RESEARCH		PASS-THROUGH	CALIFORNIA STATE UNIVERSITY, NORTHRI	A19-0006-S001:1	(67,700)	
12.431	BASIC SCIENTIFIC RESEARCH		PASS-THROUGH	CARNEGIE MELLON UNIVERSITY	1130233-409603	59,741	
12.431	BASIC SCIENTIFIC RESEARCH		PASS-THROUGH	CORNELL UNIVERSITY	76091-10531	227,870	
12.431	BASIC SCIENTIFIC RESEARCH		PASS-THROUGH	DCS CORPORATION	SUB NONE (W911NF-10-2-0022)	6,052	
12.431	BASIC SCIENTIFIC RESEARCH		PASS-THROUGH	DREXEL UNIVERSITY	940002	17,409	
12.431	BASIC SCIENTIFIC RESEARCH		PASS-THROUGH	DUKE UNIVERSITY	313-0590	116,695	
12.431	BASIC SCIENTIFIC RESEARCH		PASS-THROUGH	DUKE UNIVERSITY	313-0838	209,832	
12.431	BASIC SCIENTIFIC RESEARCH		PASS-THROUGH	GEORGIA INSTITUTE OF TECHNOLOGY	AWD-001219-G1	70,711	
12.431	BASIC SCIENTIFIC RESEARCH		PASS-THROUGH	HARVARD UNIVERSITY	130423-5114248	76,862	
12.431	BASIC SCIENTIFIC RESEARCH		PASS-THROUGH	HARVARD UNIVERSITY	F-1246	64,738	
12.431	BASIC SCIENTIFIC RESEARCH		PASS-THROUGH	INTERNATIONAL BUSINESS MACHINES CORPORATION	W911NF-16-3-0001	189,821	
12.431	BASIC SCIENTIFIC RESEARCH		PASS-THROUGH	JAZZ SEMICONDUCTOR	SUB 20174867(HR0011-17-9-22)	(62)	
12.431	BASIC SCIENTIFIC RESEARCH		PASS-THROUGH	JOHNS HOPKINS UNIVERSITY	2003506204	146,110	
12.431	BASIC SCIENTIFIC RESEARCH		PASS-THROUGH	JOHNS HOPKINS UNIVERSITY	2003550747	87,012	
12.431	BASIC SCIENTIFIC RESEARCH		PASS-THROUGH	JOHNS HOPKINS UNIVERSITY	2004648856	97,582	
12.431	BASIC SCIENTIFIC RESEARCH		PASS-THROUGH	JOHNS HOPKINS UNIVERSITY	2004718190	26,665	
12.431	BASIC SCIENTIFIC RESEARCH		PASS-THROUGH	JOHNS HOPKINS UNIVERSITY	2004718191	193,255	
12.431	BASIC SCIENTIFIC RESEARCH		PASS-THROUGH	MASSACHUSETTS INSTITUTE OF TECHNOLOGY	S4660 - PO 217710:1	67,549	
12.431	BASIC SCIENTIFIC RESEARCH		PASS-THROUGH	MASSACHUSETTS INSTITUTE OF TECHNOLOGY	S5040 - PO	310,170	

**University of California**  
**Schedule of Expenditures of Federal Awards**

*For the Fiscal Year Ended*  
*June 30, 2021*  
*(Expressed in whole dollars)*

**Research And Development Cluster**

Assistance Listing Number	Federal Program Title	Additional Award Identification	Direct / Pass-Through	Agency or Pass-Through Entity	Pass-Through No. or Other Identifier	Federal Expenditures	Passed-Through to Subrecipients
12.431	BASIC SCIENTIFIC RESEARCH		PASS-THROUGH	MAXENTRIC TECHNOLOGIES LLC	SUB UCSD-4330-1(W81XWH20C0001)	335,666	
12.431	BASIC SCIENTIFIC RESEARCH		PASS-THROUGH	MEDICAL TECHNOLOGY ENTERPRISE CONSORTIUM	2019-674	1,794,691	787,036
12.431	BASIC SCIENTIFIC RESEARCH		PASS-THROUGH	NORTHERN ARIZONA UNIVERSITY	W911NF1910040	86,208	
12.431	BASIC SCIENTIFIC RESEARCH		PASS-THROUGH	PRINCETON UNIVERSITY	SUB00000404	56,382	
12.431	BASIC SCIENTIFIC RESEARCH		PASS-THROUGH	RESEARCH FOUNDATION CUNY, CITY UNIVERSITY OF NEW YORK	SUB CM00003213-00 (W911NF19103)	1,395	
12.431	BASIC SCIENTIFIC RESEARCH		PASS-THROUGH	SEMI	20194311	263,468	
12.431	BASIC SCIENTIFIC RESEARCH		PASS-THROUGH	STANFORD UNIVERSITY	62455187-163612	70,640	
12.431	BASIC SCIENTIFIC RESEARCH		PASS-THROUGH	STANFORD UNIVERSITY	62455475-163612	104,053	
12.431	BASIC SCIENTIFIC RESEARCH		PASS-THROUGH	TOWERJAZZ	20193651	11,271	
12.431	BASIC SCIENTIFIC RESEARCH		PASS-THROUGH	UNIVERSITY OF ILLINOIS AT URBANA-CHAMPAIGN	SUB 2015-05174-03 (W911NF-15-1)	(7,736)	
12.431	BASIC SCIENTIFIC RESEARCH		PASS-THROUGH	UNIVERSITY OF MARYLAND	37919-Z8424101	118,410	
12.431	BASIC SCIENTIFIC RESEARCH		PASS-THROUGH	UNIVERSITY OF MICHIGAN	3004628715	223,509	
12.431	BASIC SCIENTIFIC RESEARCH		PASS-THROUGH	UNIVERSITY OF MISSOURI	SUBK00008376	172,066	
12.431	BASIC SCIENTIFIC RESEARCH		PASS-THROUGH	UNIVERSITY OF PENNSYLVANIA	C00045065-2	(110)	
12.431	BASIC SCIENTIFIC RESEARCH		PASS-THROUGH	UNIVERSITY OF PENNSYLVANIA	571714	69,099	
12.431	BASIC SCIENTIFIC RESEARCH		PASS-THROUGH	UNIVERSITY OF PENNSYLVANIA	574723	221,560	
12.431	BASIC SCIENTIFIC RESEARCH		PASS-THROUGH	UNIVERSITY OF PENNSYLVANIA	576798	192,055	
12.431	BASIC SCIENTIFIC RESEARCH		PASS-THROUGH	UNIVERSITY OF SOUTHERN CALIFORNIA	110247221	314,848	
12.431	BASIC SCIENTIFIC RESEARCH		PASS-THROUGH	UNIVERSITY OF SOUTHERN CALIFORNIA	133572263	118,497	
12.431	BASIC SCIENTIFIC RESEARCH		PASS-THROUGH	UNIVERSITY OF SOUTHERN CALIFORNIA	140992089	43,192	
12.431	BASIC SCIENTIFIC RESEARCH		PASS-THROUGH	UNIVERSITY OF SOUTHERN CALIFORNIA	80483423	112,568	
12.431	BASIC SCIENTIFIC RESEARCH		PASS-THROUGH	UNIVERSITY OF TENNESSEE	A21-0113-S001	71,340	
12.431	BASIC SCIENTIFIC RESEARCH		PASS-THROUGH	UNIVERSITY OF UTAH	006950	196,911	
12.431	BASIC SCIENTIFIC RESEARCH		PASS-THROUGH	UNIVERSITY OF UTAH	10034220-S5-CYC1	82,808	
12.431	BASIC SCIENTIFIC RESEARCH		PASS-THROUGH	UNIVERSITY OF WASHINGTON	SUB UWSC10378(W911NF-17-1-0595)	44,469	
12.431	BASIC SCIENTIFIC RESEARCH		PASS-THROUGH	WORCESTER POLYTECHNIC INSTITUTE	10520-GR	561,084	
12.431	BASIC SCIENTIFIC RESEARCH Total					35,765,369	9,637,599
12.550	THE LANGUAGE FLAGSHIP GRANTS TO INSTITUTIONS OF HIGHER EDUCATION		PASS-THROUGH	INSTITUTE OF INTERNATIONAL EDUCATION	0054-UCLA-10:3	31	
12.550	THE LANGUAGE FLAGSHIP GRANTS TO INSTITUTIONS OF HIGHER EDUCATION Total					31	
12.599	CONGRESSIONALLY DIRECTED ASSISTANCE		PASS-THROUGH	UNIVERSITY OF FLORIDA	UFDSP00012373	479	
12.599	CONGRESSIONALLY DIRECTED ASSISTANCE Total					479	
12.630	BASIC, APPLIED, AND ADVANCED RESEARCH IN SCIENCE AND ENGINEERING		DIRECT	DEPARTMENT OF DEFENSE (DOD)	VARIOUS	5,732,409	175,222
12.630	BASIC, APPLIED, AND ADVANCED RESEARCH IN SCIENCE AND ENGINEERING		PASS-THROUGH	ADVANCED REGENERATIVE MANUFACTURING INSTITUTE, INC.	T0049	40,700	37,959
12.630	BASIC, APPLIED, AND ADVANCED RESEARCH IN SCIENCE AND ENGINEERING		PASS-THROUGH	APPLIED RESEARCH ASSOCIATES, INC.	S-D00243-08-TO-01-UCSD	18,286	
12.630	BASIC, APPLIED, AND ADVANCED RESEARCH IN SCIENCE AND ENGINEERING		PASS-THROUGH	LINCOLN LABORATORY	SUB 7000499402 (FA8702-15-D...	53,439	
12.630	BASIC, APPLIED, AND ADVANCED RESEARCH IN SCIENCE AND ENGINEERING		PASS-THROUGH	NANO-BIO MANUFACTURING CONSORTIUM	NB18-20-22	(18,255)	
12.630	BASIC, APPLIED, AND ADVANCED RESEARCH IN SCIENCE AND ENGINEERING		PASS-THROUGH	NANO-BIO MANUFACTURING CONSORTIUM	SUB NB18-20-22	196,564	
12.630	BASIC, APPLIED, AND ADVANCED RESEARCH IN SCIENCE AND ENGINEERING		PASS-THROUGH	NATIONAL SCIENCE TEACHERS ASSOCIATION	19-871-005-CYC1	(84)	
12.630	BASIC, APPLIED, AND ADVANCED RESEARCH IN SCIENCE AND ENGINEERING		PASS-THROUGH	NATIONAL SCIENCE TEACHERS ASSOCIATION	19-871-006-CYC1	(84)	
12.630	BASIC, APPLIED, AND ADVANCED RESEARCH IN SCIENCE AND ENGINEERING		PASS-THROUGH	PENNSYLVANIA STATE UNIVERSITY	006576	266,450	
12.630	BASIC, APPLIED, AND ADVANCED RESEARCH IN SCIENCE AND ENGINEERING		PASS-THROUGH	PENNSYLVANIA STATE UNIVERSITY	4957UCDARMY0045	464,216	
12.630	BASIC, APPLIED, AND ADVANCED RESEARCH IN SCIENCE AND ENGINEERING		PASS-THROUGH	PENNSYLVANIA STATE UNIVERSITY	PSU 4939ARMY	587,862	
12.630	BASIC, APPLIED, AND ADVANCED RESEARCH IN SCIENCE AND ENGINEERING		PASS-THROUGH	PLANCK AEROSYSTEMS INC.	SUB 30084644 (FA864921P0041)	54,669	
12.630	BASIC, APPLIED, AND ADVANCED RESEARCH IN SCIENCE AND ENGINEERING		PASS-THROUGH	QUINC.TECH LLC	QUINC.TECH 19109-2019-3183	56,052	
12.630	BASIC, APPLIED, AND ADVANCED RESEARCH IN SCIENCE AND ENGINEERING		PASS-THROUGH	RAYTHEON BBN TECHNOLOGIES CORP.	W911NF-09-2-0053	(378)	
12.630	BASIC, APPLIED, AND ADVANCED RESEARCH IN SCIENCE AND ENGINEERING		PASS-THROUGH	SIEMENS CORPORATION	191-1	55,622	
12.630	BASIC, APPLIED, AND ADVANCED RESEARCH IN SCIENCE AND ENGINEERING		PASS-THROUGH	UNIVERSITY OF ILLINOIS AT URBANA-CHAMPAIGN	088831-16649:02	881,863	
12.630	BASIC, APPLIED, AND ADVANCED RESEARCH IN SCIENCE AND ENGINEERING		PASS-THROUGH	UNIVERSITY OF PENNSYLVANIA	572622	235,870	
12.630	BASIC, APPLIED, AND ADVANCED RESEARCH IN SCIENCE AND ENGINEERING		PASS-THROUGH	UNIVERSITY OF PENNSYLVANIA	SUB 572622(W911NF-17-2-0181)	543,298	
12.630	BASIC, APPLIED, AND ADVANCED RESEARCH IN SCIENCE AND ENGINEERING		PASS-THROUGH	UNIVERSITY OF PENNSYLVANIA	SUB 578424(W911NF-17-2-0181)	474	
12.630	BASIC, APPLIED, AND ADVANCED RESEARCH IN SCIENCE AND ENGINEERING Total					9,168,972	213,181
12.631	SCIENCE, TECHNOLOGY, ENGINEERING AND MATHEMATICS (STEM) EDUCATIONAL PROGRAM: SCIENCE, MATHEMATICS AND RESEARCH FOR TRANSFORMATION (SMART)		PASS-THROUGH	RTI HEALTH SOLUTIONS	SUB 18-312-0216908-65879L (888)	178,020	
12.631	SCIENCE, TECHNOLOGY, ENGINEERING AND MATHEMATICS (STEM) EDUCATIONAL PROGRAM: SCIENCE, MATHEMATICS AND RESEARCH FOR TRANSFORMATION (SMART) Total					178,020	
12.750	UNIFORMED SERVICES UNIVERSITY MEDICAL RESEARCH PROJECTS		PASS-THROUGH	HENRY M. JACKSON FOUNDATION FOR THE ADVANCEMENT OF MILITARY	2942	74,576	
12.750	UNIFORMED SERVICES UNIVERSITY MEDICAL RESEARCH PROJECTS		PASS-THROUGH	HENRY M. JACKSON FOUNDATION FOR THE ADVANCEMENT OF MILITARY	3689-CYC6	(3,234)	
12.750	UNIFORMED SERVICES UNIVERSITY MEDICAL RESEARCH PROJECTS		PASS-THROUGH	HENRY M. JACKSON FOUNDATION FOR THE ADVANCEMENT OF MILITARY	4571	(22,646)	
12.750	UNIFORMED SERVICES UNIVERSITY MEDICAL RESEARCH PROJECTS		PASS-THROUGH	HENRY M. JACKSON FOUNDATION FOR THE ADVANCEMENT OF MILITARY	4689	6,210,388	
12.750	UNIFORMED SERVICES UNIVERSITY MEDICAL RESEARCH PROJECTS		PASS-THROUGH	HENRY M. JACKSON FOUNDATION FOR THE ADVANCEMENT OF MILITARY	5455-PRU	6,344,097	
12.750	UNIFORMED SERVICES UNIVERSITY MEDICAL RESEARCH PROJECTS		PASS-THROUGH	HENRY M. JACKSON FOUNDATION FOR THE ADVANCEMENT OF MILITARY	SUB 2880/837344 (HU0001-15-2-	162	
12.750	UNIFORMED SERVICES UNIVERSITY MEDICAL RESEARCH PROJECTS		PASS-THROUGH	HENRY M. JACKSON FOUNDATION FOR THE ADVANCEMENT OF MILITARY	SUB 5359 (HU00012020031)	82,404	
12.750	UNIFORMED SERVICES UNIVERSITY MEDICAL RESEARCH PROJECTS Total					12,685,746	



**University of California**  
**Schedule of Expenditures of Federal Awards**

*For the Fiscal Year Ended  
June 30, 2021  
(Expressed in whole dollars)*

**Research And Development Cluster**

Assistance Listing Number	Federal Program Title	Additional Award Identification	Direct / Pass-Through	Agency or Pass-Through Entity	Pass-Through No. or Other Identifier	Federal Expenditures	Passed-Through to Subrecipients
12.800	AIR FORCE DEFENSE RESEARCH SCIENCES PROGRAM		DIRECT	DEPARTMENT OF DEFENSE (DOD)	VARIOUS	24,422,089	4,304,842
12.800	AIR FORCE DEFENSE RESEARCH SCIENCES PROGRAM		PASS-THROUGH	AECOM TECHNICAL SERVICES		38,454	
12.800	AIR FORCE DEFENSE RESEARCH SCIENCES PROGRAM		PASS-THROUGH	ARCTOS TECHNOLOGY SOLUTIONS, LLC	A20-0825-001	57,793	
12.800	AIR FORCE DEFENSE RESEARCH SCIENCES PROGRAM		PASS-THROUGH	BAYLOR UNIVERSITY	A20-0714-005	2,234	
12.800	AIR FORCE DEFENSE RESEARCH SCIENCES PROGRAM		PASS-THROUGH	CALIFORNIA INSTITUTE OF TECHNOLOGY	1000216-01	108,733	
12.800	AIR FORCE DEFENSE RESEARCH SCIENCES PROGRAM		PASS-THROUGH	CALIFORNIA INSTITUTE OF TECHNOLOGY	S394857	191,808	
12.800	AIR FORCE DEFENSE RESEARCH SCIENCES PROGRAM		PASS-THROUGH	CALIFORNIA INSTITUTE OF TECHNOLOGY	S414979	209,129	
12.800	AIR FORCE DEFENSE RESEARCH SCIENCES PROGRAM		PASS-THROUGH	CARBON TECHNOLOGY, INC.	S415023	15,034	
12.800	AIR FORCE DEFENSE RESEARCH SCIENCES PROGRAM		PASS-THROUGH	COLUMBIA UNIVERSITY	214096-CYC1	36,743	
12.800	AIR FORCE DEFENSE RESEARCH SCIENCES PROGRAM		PASS-THROUGH	CORNELL UNIVERSITY	1(GG016303)	580,133	
12.800	AIR FORCE DEFENSE RESEARCH SCIENCES PROGRAM		PASS-THROUGH	DUKE UNIVERSITY	84713-11113	74,330	
12.800	AIR FORCE DEFENSE RESEARCH SCIENCES PROGRAM		PASS-THROUGH	ENGINEERING BIOLOGY RESEARCH CONSORTIUM	313-0918	371,200	
12.800	AIR FORCE DEFENSE RESEARCH SCIENCES PROGRAM		PASS-THROUGH	FIRST RF CORPORATION	D01-21-0001 SUB T22981 (FA8750-19-C-0081)	315,553	
12.800	AIR FORCE DEFENSE RESEARCH SCIENCES PROGRAM		PASS-THROUGH	FLEXTech ALLIANCE	042299	(493)	
12.800	AIR FORCE DEFENSE RESEARCH SCIENCES PROGRAM		PASS-THROUGH	FLORIDA STATE UNIVERSITY	R02151	8,671	
12.800	AIR FORCE DEFENSE RESEARCH SCIENCES PROGRAM		PASS-THROUGH	FLORIDA TURBINE TECHNOLOGIES, INC.	FTT19-1191	77,792	
12.800	AIR FORCE DEFENSE RESEARCH SCIENCES PROGRAM		PASS-THROUGH	GEORGE WASHINGTON UNIVERSITY	GWU 17-S27	83,658	
12.800	AIR FORCE DEFENSE RESEARCH SCIENCES PROGRAM		PASS-THROUGH	GEORGE WASHINGTON UNIVERSITY	SUB 18-S12 (FA9550-18-1-0288)	67,228	
12.800	AIR FORCE DEFENSE RESEARCH SCIENCES PROGRAM		PASS-THROUGH	GEORGIA TECH RESEARCH CORPORATION	SUB RJ321-G1 (FA9550-17-1-0274)	31,637	
12.800	AIR FORCE DEFENSE RESEARCH SCIENCES PROGRAM		PASS-THROUGH	HARVARD UNIVERSITY	130427-5114546	175,263	
12.800	AIR FORCE DEFENSE RESEARCH SCIENCES PROGRAM		PASS-THROUGH	HARVARD UNIVERSITY	130427-5114550	50,155	
12.800	AIR FORCE DEFENSE RESEARCH SCIENCES PROGRAM		PASS-THROUGH	HENRY M. JACKSON FOUNDATION FOR THE ADVANCEMENT OF MILITARY	FA8650-18-26837	785	
12.800	AIR FORCE DEFENSE RESEARCH SCIENCES PROGRAM		PASS-THROUGH	HYPRES, INC.	010558	119,597	
12.800	AIR FORCE DEFENSE RESEARCH SCIENCES PROGRAM		PASS-THROUGH	JOHNS HOPKINS UNIVERSITY	2003620846	68,191	
12.800	AIR FORCE DEFENSE RESEARCH SCIENCES PROGRAM		PASS-THROUGH	MASSACHUSETTS INSTITUTE OF TECHNOLOGY	5710003664	(43)	
12.800	AIR FORCE DEFENSE RESEARCH SCIENCES PROGRAM		PASS-THROUGH	MAXENTRIC TECHNOLOGIES LLC	UCSD-4327-1 (SUB FA8650-19-C-1	275,967	
12.800	AIR FORCE DEFENSE RESEARCH SCIENCES PROGRAM		PASS-THROUGH	PURDUE UNIVERSITY	010490	28,291	
12.800	AIR FORCE DEFENSE RESEARCH SCIENCES PROGRAM		PASS-THROUGH	RENSSELAER POLYTECHNIC INSTITUTE	A12897-S003	126,330	
12.800	AIR FORCE DEFENSE RESEARCH SCIENCES PROGRAM		PASS-THROUGH	ROCHESTER SCIENTIFIC, LLC	048055	12,767	
12.800	AIR FORCE DEFENSE RESEARCH SCIENCES PROGRAM		PASS-THROUGH	SOUTH 8 TECHNOLOGIES, INC.	SUB 20192889	(706)	
12.800	AIR FORCE DEFENSE RESEARCH SCIENCES PROGRAM		PASS-THROUGH	SRI INTERNATIONAL	SUB PO15349 (FA8750-17-C-011	162,416	
12.800	AIR FORCE DEFENSE RESEARCH SCIENCES PROGRAM		PASS-THROUGH	STANFORD UNIVERSITY	60796566-114411:10	(2,076)	
12.800	AIR FORCE DEFENSE RESEARCH SCIENCES PROGRAM		PASS-THROUGH	STATE UNIVERSITY OF NEW YORK	SB160126-0003C	(79)	
12.800	AIR FORCE DEFENSE RESEARCH SCIENCES PROGRAM		PASS-THROUGH	STATE UNIVERSITY OF NEW YORK	SB160126-0003D	(76)	
12.800	AIR FORCE DEFENSE RESEARCH SCIENCES PROGRAM		PASS-THROUGH	STATE UNIVERSITY OF NEW YORK	SB160126-0004C	(44)	
12.800	AIR FORCE DEFENSE RESEARCH SCIENCES PROGRAM		PASS-THROUGH	STATE UNIVERSITY OF NEW YORK	SB160126-0004D	7,775	
12.800	AIR FORCE DEFENSE RESEARCH SCIENCES PROGRAM		PASS-THROUGH	STATE UNIVERSITY OF NEW YORK	SB160126-0004D	31,011	
12.800	AIR FORCE DEFENSE RESEARCH SCIENCES PROGRAM		PASS-THROUGH	STATE UNIVERSITY OF NEW YORK	SB160126-0005D	7,574	
12.800	AIR FORCE DEFENSE RESEARCH SCIENCES PROGRAM		PASS-THROUGH	STATE UNIVERSITY OF NEW YORK	SB160126-0009D	(219)	
12.800	AIR FORCE DEFENSE RESEARCH SCIENCES PROGRAM		PASS-THROUGH	STATE UNIVERSITY OF NEW YORK	SB160126-59717	226,436	
12.800	AIR FORCE DEFENSE RESEARCH SCIENCES PROGRAM		PASS-THROUGH	STATE UNIVERSITY OF NEW YORK	SB160126-ADMIN 04	230,099	128,810
12.800	AIR FORCE DEFENSE RESEARCH SCIENCES PROGRAM		PASS-THROUGH	STATE UNIVERSITY OF NEW YORK	SB160126-GDP02	681,497	
12.800	AIR FORCE DEFENSE RESEARCH SCIENCES PROGRAM		PASS-THROUGH	UNIVERSITY OF CENTRAL FLORIDA	SB160126GDP03	110,556	
12.800	AIR FORCE DEFENSE RESEARCH SCIENCES PROGRAM		PASS-THROUGH	UNIVERSITY OF CENTRAL FLORIDA	011223	(158)	
12.800	AIR FORCE DEFENSE RESEARCH SCIENCES PROGRAM		PASS-THROUGH	UNIVERSITY OF CENTRAL FLORIDA	24086151-01	256,929	
12.800	AIR FORCE DEFENSE RESEARCH SCIENCES PROGRAM		PASS-THROUGH	UNIVERSITY OF CINCINNATI	A19-0646-001	(30)	
12.800	AIR FORCE DEFENSE RESEARCH SCIENCES PROGRAM		PASS-THROUGH	UNIVERSITY OF CONNECTICUT	010844-002	84,426	
12.800	AIR FORCE DEFENSE RESEARCH SCIENCES PROGRAM		PASS-THROUGH	UNIVERSITY OF DAYTON	SUB 141414 (FA9550-14-1-0351)	35,406	
12.800	AIR FORCE DEFENSE RESEARCH SCIENCES PROGRAM		PASS-THROUGH	UNIVERSITY OF FLORIDA	SUB RSC19045 (FA8650-16-D-0311	156,967	
12.800	AIR FORCE DEFENSE RESEARCH SCIENCES PROGRAM		PASS-THROUGH	UNIVERSITY OF FLORIDA	A19-0638-001	28,448	
12.800	AIR FORCE DEFENSE RESEARCH SCIENCES PROGRAM		PASS-THROUGH	UNIVERSITY OF MARYLAND	SUB00001676	145,949	
12.800	AIR FORCE DEFENSE RESEARCH SCIENCES PROGRAM		PASS-THROUGH	UNIVERSITY OF MARYLAND	011110	318,769	
12.800	AIR FORCE DEFENSE RESEARCH SCIENCES PROGRAM		PASS-THROUGH	UNIVERSITY OF MARYLAND	36954Z8165003	7,260	
12.800	AIR FORCE DEFENSE RESEARCH SCIENCES PROGRAM		PASS-THROUGH	UNIVERSITY OF MARYLAND	7479-Z8142001.H	36,010	
12.800	AIR FORCE DEFENSE RESEARCH SCIENCES PROGRAM		PASS-THROUGH	UNIVERSITY OF MARYLAND	F212384-01		

**University of California**  
**Schedule of Expenditures of Federal Awards**

*For the Fiscal Year Ended  
June 30, 2021  
(Expressed in whole dollars)*

**Research And Development Cluster**

Assistance Listing Number	Federal Program Title	Additional Award Identification	Direct / Pass-Through	Agency or Pass-Through Entity	Pass-Through No. or Other Identifier	Federal Expenditures	Passed-Through to Subrecipients
12.800	AIR FORCE DEFENSE RESEARCH SCIENCES PROGRAM		PASS-THROUGH	UNIVERSITY OF MICHIGAN	3003832475.3	8,362	
12.800	AIR FORCE DEFENSE RESEARCH SCIENCES PROGRAM		PASS-THROUGH	UNIVERSITY OF MINNESOTA	A007638501	46,118	
12.800	AIR FORCE DEFENSE RESEARCH SCIENCES PROGRAM		PASS-THROUGH	UNIVERSITY OF NEW MEXICO	271704- 870D	35,020	
12.800	AIR FORCE DEFENSE RESEARCH SCIENCES PROGRAM		PASS-THROUGH	UNIVERSITY OF TEXAS-AUSTIN	SUB UTA19-000774 (FA9550- 19-1	118,108	
12.800	AIR FORCE DEFENSE RESEARCH SCIENCES PROGRAM		PASS-THROUGH	UNIVERSITY OF TEXAS-DALLAS	A19-0807-001	18,360	
12.800	AIR FORCE DEFENSE RESEARCH SCIENCES PROGRAM		PASS-THROUGH	UNIVERSITY OF TEXAS-PAN AMERICAN FOUNDATION	12602015163.006	154,601	30,424
12.800	AIR FORCE DEFENSE RESEARCH SCIENCES PROGRAM		PASS-THROUGH	UNIVERSITY OF UTAH	10052440-S2	62,082	
12.800	AIR FORCE DEFENSE RESEARCH SCIENCES PROGRAM		PASS-THROUGH	UNIVERSITY OF WASHINGTON	SUB UWSC10456 (FA9550-16-1-014	224	
12.800	AIR FORCE DEFENSE RESEARCH SCIENCES PROGRAM		PASS-THROUGH	STONY BROOK UNIVERSITY	87240/2/1159338	149,919	
12.800	AIR FORCE DEFENSE RESEARCH SCIENCES PROGRAM Total					30,665,962	4,464,077
12.810	AIR FORCE MEDICAL RESEARCH AND DEVELOPMENT		PASS-THROUGH	QUANTUM DESIGN INTERNATIONAL, INC.	010873	140,546	
12.810	AIR FORCE MEDICAL RESEARCH AND DEVELOPMENT Total					140,546	
12.902	INFORMATION SECURITY GRANTS		DIRECT	DEPARTMENT OF DEFENSE (DOD)	VARIOUS	185,192	
12.902	INFORMATION SECURITY GRANTS Total					185,192	
12.905	CYBERSECURITY CORE CURRICULUM		DIRECT	DEPARTMENT OF DEFENSE (DOD)	VARIOUS	51,891	
12.905	CYBERSECURITY CORE CURRICULUM Total					51,891	
12.910	RESEARCH AND TECHNOLOGY DEVELOPMENT		DIRECT	DEPARTMENT OF DEFENSE (DOD)	VARIOUS	69,288,345	20,533,669
12.910	RESEARCH AND TECHNOLOGY DEVELOPMENT		PASS-THROUGH	ARIZONA STATE UNIVERSITY/TEMPE	SUB ASUB00000292 (HR0011199003	325,423	
12.910	RESEARCH AND TECHNOLOGY DEVELOPMENT		PASS-THROUGH	ARM LIMITED	20200730	111,862	
12.910	RESEARCH AND TECHNOLOGY DEVELOPMENT		PASS-THROUGH	AUTONOMOUS THERAPEUTICS INC.	D19AC00004	61	
12.910	RESEARCH AND TECHNOLOGY DEVELOPMENT		PASS-THROUGH	BOSTON UNIVERSITY	4500003487	125,605	
12.910	RESEARCH AND TECHNOLOGY DEVELOPMENT		PASS-THROUGH	BOYCE THOMPSON INSTITUTE FOR PLANT RESEARCH, INC.	17-05	724,715	
12.910	RESEARCH AND TECHNOLOGY DEVELOPMENT		PASS-THROUGH	BROAD INSTITUTE INC.	SUB 5000361-5500001046 (N66001	64,536	
12.910	RESEARCH AND TECHNOLOGY DEVELOPMENT		PASS-THROUGH	CALIFORNIA INSTITUTE OF TECHNOLOGY	S489438	267,915	
12.910	RESEARCH AND TECHNOLOGY DEVELOPMENT		PASS-THROUGH	CARNEGIE MELLON UNIVERSITY	1042288	(258)	
12.910	RESEARCH AND TECHNOLOGY DEVELOPMENT		PASS-THROUGH	CENTER FOR OPEN SCIENCE	A20-0867-001	8,592	
12.910	RESEARCH AND TECHNOLOGY DEVELOPMENT		PASS-THROUGH	CENTER FOR OPEN SCIENCE	SUB 7976 (N660011924015)	5,044	
12.910	RESEARCH AND TECHNOLOGY DEVELOPMENT		PASS-THROUGH	CHARLES RIVER ANALYTICS	SC1821303	87,267	
12.910	RESEARCH AND TECHNOLOGY DEVELOPMENT		PASS-THROUGH	COLLINS AEROSPACE	SUB 20200403 (FA8650-20-C-7004	414,410	
12.910	RESEARCH AND TECHNOLOGY DEVELOPMENT		PASS-THROUGH	DONALD DANFORTH PLANT SCIENCE CENTER	010121	702,576	
12.910	RESEARCH AND TECHNOLOGY DEVELOPMENT		PASS-THROUGH	DUKE UNIVERSITY	(624)		
12.910	RESEARCH AND TECHNOLOGY DEVELOPMENT		PASS-THROUGH	DUKE UNIVERSITY	313-0794	204,489	117,417
12.910	RESEARCH AND TECHNOLOGY DEVELOPMENT		PASS-THROUGH	GALOIS INC	313-0922	153,681	
12.910	RESEARCH AND TECHNOLOGY DEVELOPMENT		PASS-THROUGH	GEORGIA INSTITUTE OF TECHNOLOGY	SUB 2019-030 (HR001118S0052)	242,100	
12.910	RESEARCH AND TECHNOLOGY DEVELOPMENT		PASS-THROUGH	HARVARD UNIVERSITY	AWD-102938-G5.1	64,386	
12.910	RESEARCH AND TECHNOLOGY DEVELOPMENT		PASS-THROUGH	HARVARD UNIVERSITY	A19-0906-001	(18)	
12.910	RESEARCH AND TECHNOLOGY DEVELOPMENT		PASS-THROUGH	HRL LABORATORIES, LLC	SUB 152220.5094542.0003	159,308	
12.910	RESEARCH AND TECHNOLOGY DEVELOPMENT		PASS-THROUGH	HRL LABORATORIES, LLC	17038-182022-QS	115,987	
12.910	RESEARCH AND TECHNOLOGY DEVELOPMENT		PASS-THROUGH	INTERNATIONAL BUSINESS MACHINES CORPORATION	SUB 17090-181686-US (FA8750-18	30,891	
12.910	RESEARCH AND TECHNOLOGY DEVELOPMENT		PASS-THROUGH	JASR SYSTEMS, LLC	A18-0764-001	22,440	
12.910	RESEARCH AND TECHNOLOGY DEVELOPMENT		PASS-THROUGH	JOHNS HOPKINS UNIVERSITY	SUB 30081667 (W31P4Q-21-C-0...	98,546	
12.910	RESEARCH AND TECHNOLOGY DEVELOPMENT		PASS-THROUGH	LAWRENCE LIVERMORE NATIONAL SECURITY, LLC	2003367845	38,620	
12.910	RESEARCH AND TECHNOLOGY DEVELOPMENT		PASS-THROUGH	LEIDOS, INC.	SUB B636661 (B623353)	111,175	
12.910	RESEARCH AND TECHNOLOGY DEVELOPMENT		PASS-THROUGH	LEIDOS, INC.	30074545/P010250769	6,559	
12.910	RESEARCH AND TECHNOLOGY DEVELOPMENT		PASS-THROUGH	MASSACHUSETTS INSTITUTE OF TECHNOLOGY	SUB P010216039 (2018-180717000	(70,135)	
12.910	RESEARCH AND TECHNOLOGY DEVELOPMENT		PASS-THROUGH	MONTANA STATE UNIVERSITY	5710004260	167,362	
12.910	RESEARCH AND TECHNOLOGY DEVELOPMENT		PASS-THROUGH	MONTANA STATE UNIVERSITY	G173-19-W7329	13,072	
12.910	RESEARCH AND TECHNOLOGY DEVELOPMENT		PASS-THROUGH	MSB ASSOCIATES	G176-19-W7329	15,667	
12.910	RESEARCH AND TECHNOLOGY DEVELOPMENT		PASS-THROUGH	NEVADA SYSTEM OF HIGHER EDUCATION	W912CG21P0012	77,704	
12.910	RESEARCH AND TECHNOLOGY DEVELOPMENT		PASS-THROUGH	PERSPECTA LABS INC.	UNR-19-23	131,012	
12.910	RESEARCH AND TECHNOLOGY DEVELOPMENT		PASS-THROUGH	PRINCIPLE POWER INC.	PO-0022040	111,937	
12.910	RESEARCH AND TECHNOLOGY DEVELOPMENT		PASS-THROUGH	PURDUE UNIVERSITY	050021	39,557	
12.910	RESEARCH AND TECHNOLOGY DEVELOPMENT		PASS-THROUGH	RAM LABORATORIES, INC.	13000933-008	82,316	
12.910	RESEARCH AND TECHNOLOGY DEVELOPMENT		PASS-THROUGH	RAYTHEON BBN TECHNOLOGIES CORP.	SUB 2021-RAM-UCSD-001 (HR00...	489,723	
12.910	RESEARCH AND TECHNOLOGY DEVELOPMENT		PASS-THROUGH	RAYTHEON BBN TECHNOLOGIES CORP.	90056	45,220	
12.910	RESEARCH AND TECHNOLOGY DEVELOPMENT		PASS-THROUGH	SANDIA NATIONAL LABORATORIES	A20-0424-001	97,335	
12.910	RESEARCH AND TECHNOLOGY DEVELOPMENT				SUB 2184585 (1655264)		

**University of California**  
**Schedule of Expenditures of Federal Awards**

For the Fiscal Year Ended  
June 30, 2021  
(Expressed in whole dollars)

**Research And Development Cluster**

Assistance Listing Number	Federal Program Title	Additional Award Identification	Direct / Pass-Through	Agency or Pass-Through Entity	Pass-Through No. or Other Identifier	Federal Expenditures	Passed-Through to Subrecipients
12.910	RESEARCH AND TECHNOLOGY DEVELOPMENT		PASS-THROUGH	SRI INTERNATIONAL	27-001455	(774)	
12.910	RESEARCH AND TECHNOLOGY DEVELOPMENT		PASS-THROUGH	SRI INTERNATIONAL	A19-0650-002	(570)	
12.910	RESEARCH AND TECHNOLOGY DEVELOPMENT		PASS-THROUGH	SRI INTERNATIONAL	PO 44993	495,976	
12.910	RESEARCH AND TECHNOLOGY DEVELOPMENT		PASS-THROUGH	STANFORD UNIVERSITY	SUB 62459357-155611(HR00112...	223,040	
12.910	RESEARCH AND TECHNOLOGY DEVELOPMENT		PASS-THROUGH	STANFORD UNIVERSITY	SUB 62459362-155611(HR00112...	239,394	
12.910	RESEARCH AND TECHNOLOGY DEVELOPMENT		PASS-THROUGH	STATE UNIVERSITY OF NEW YORK	2020-916	581,640	
12.910	RESEARCH AND TECHNOLOGY DEVELOPMENT		PASS-THROUGH	SYNOPSIS INC.	SUB 20200286 (HR0011-20-9-0043	248,420	50,856
12.910	RESEARCH AND TECHNOLOGY DEVELOPMENT		PASS-THROUGH	SYSTEMS & TECHNOLOGY RESEARCH LLC	2020-0005	33,310	
12.910	RESEARCH AND TECHNOLOGY DEVELOPMENT		PASS-THROUGH	THE TEXAS A&M UNIVERSITY SYSTEM	M1901610	259,745	
12.910	RESEARCH AND TECHNOLOGY DEVELOPMENT		PASS-THROUGH	UNDERSEA TECHNOLOGY INNOVATION CONSORTIUM	UTIC 2018-476 PROJECT AGREEMEN	25,780	23,663
12.910	RESEARCH AND TECHNOLOGY DEVELOPMENT		PASS-THROUGH	UNIVERSITY OF ILLINOIS AT URBANA-CHAMPAIGN	076187	(184)	
12.910	RESEARCH AND TECHNOLOGY DEVELOPMENT		PASS-THROUGH	UNIVERSITY OF MARYLAND	61397-Z9112201	1	
12.910	RESEARCH AND TECHNOLOGY DEVELOPMENT		PASS-THROUGH	UNIVERSITY OF MARYLAND, BALTIMORE	D18AP00060	49,615	
12.910	RESEARCH AND TECHNOLOGY DEVELOPMENT		PASS-THROUGH	UNIVERSITY OF MICHIGAN	3004849812	71,325	
12.910	RESEARCH AND TECHNOLOGY DEVELOPMENT		PASS-THROUGH	UNIVERSITY OF MINNESOTA	CAB-80192	(1,540)	
12.910	RESEARCH AND TECHNOLOGY DEVELOPMENT		PASS-THROUGH	UNIVERSITY OF MINNESOTA	SUB A008043201 (FA8650-20-2-70	374,693	
12.910	RESEARCH AND TECHNOLOGY DEVELOPMENT		PASS-THROUGH	UNIVERSITY OF SOUTHERN CALIFORNIA	123878062	137,451	
12.910	RESEARCH AND TECHNOLOGY DEVELOPMENT		PASS-THROUGH	UNIVERSITY OF SOUTHERN CALIFORNIA	125049675	212,873	
12.910	RESEARCH AND TECHNOLOGY DEVELOPMENT		PASS-THROUGH	UNIVERSITY OF SOUTHERN CALIFORNIA	134700428	87,711	
12.910	RESEARCH AND TECHNOLOGY DEVELOPMENT		PASS-THROUGH	UNIVERSITY OF SOUTHERN CALIFORNIA	140937689	3,450	
12.910	RESEARCH AND TECHNOLOGY DEVELOPMENT		PASS-THROUGH	UNIVERSITY OF TEXAS-AUSTIN	SUB UTA19-001174(170230239)	7,405	
12.910	RESEARCH AND TECHNOLOGY DEVELOPMENT		PASS-THROUGH	UNIVERSITY OF TEXAS-DALLAS	1705120-2	144,945	
12.910	RESEARCH AND TECHNOLOGY DEVELOPMENT		PASS-THROUGH	UNIVERSITY OF WASHINGTON	1705120-2	158,189	
12.910	RESEARCH AND TECHNOLOGY DEVELOPMENT		PASS-THROUGH	US IGNITE, INC.	UWSC11927	32,365	
12.910	RESEARCH AND TECHNOLOGY DEVELOPMENT		PASS-THROUGH	YALE UNIVERSITY	30051494	47,886	
12.910	RESEARCH AND TECHNOLOGY DEVELOPMENT		PASS-THROUGH	STONY BROOK UNIVERSITY	A21-0446-001	100,705	
12.910	RESEARCH AND TECHNOLOGY DEVELOPMENT		PASS-THROUGH	UNIVERSITY OF NOTRE DAME	87770/2/116045 SUB 203278UCSD (2018-JU-2776)	559,621	
12.910	RESEARCH AND TECHNOLOGY DEVELOPMENT		PASS-THROUGH	UNIVERSITY OF NOTRE DAME	SUBAWARD 203278UCSD-KUMMEL	32,457	
12.910	RESEARCH AND TECHNOLOGY DEVELOPMENT				...		
12.910	RESEARCH AND TECHNOLOGY DEVELOPMENT Total					78,699,331	20,725,605
12.910	COVID-19 - RESEARCH AND TECHNOLOGY DEVELOPMENT	COVID-19	DIRECT	DEPARTMENT OF DEFENSE (DOD)	VARIOUS	7,391,328	
12.910	COVID-19 - RESEARCH AND TECHNOLOGY DEVELOPMENT Total					7,391,328	
12.RD			DIRECT	DEPARTMENT OF DEFENSE (DOD)	00010515	22,401	
12.RD			DIRECT	DEPARTMENT OF DEFENSE (DOD)	009922	58,182	
12.RD			DIRECT	DEPARTMENT OF DEFENSE (DOD)	010122	158,572	63,856
12.RD			DIRECT	DEPARTMENT OF DEFENSE (DOD)	011750	210,393	
12.RD			DIRECT	DEPARTMENT OF DEFENSE (DOD)	140D7018C0010	92,835	7,777
12.RD			DIRECT	DEPARTMENT OF DEFENSE (DOD)	2019-19010200003	11,449	
12.RD			DIRECT	DEPARTMENT OF DEFENSE (DOD)	20194029-01	(47,990)	
12.RD			DIRECT	DEPARTMENT OF DEFENSE (DOD)	7531922	206,477	
12.RD			DIRECT	DEPARTMENT OF DEFENSE (DOD)	DA-ARMY A-2015	499	
12.RD			DIRECT	DEPARTMENT OF DEFENSE (DOD)	F1SRQ21019M001	23,604	
12.RD			DIRECT	DEPARTMENT OF DEFENSE (DOD)	F1SRQ29225M001	49,333	
12.RD			DIRECT	DEPARTMENT OF DEFENSE (DOD)	F1SRQ29318M001	7,074	
12.RD			DIRECT	DEPARTMENT OF DEFENSE (DOD)	FA8620-19-C-3028	1,247,789	
12.RD			DIRECT	DEPARTMENT OF DEFENSE (DOD)	FA8750-18-C-0101	1,303,979	141,802
12.RD			DIRECT	DEPARTMENT OF DEFENSE (DOD)	FA8750-20-C-0156	661,297	
12.RD			DIRECT	DEPARTMENT OF DEFENSE (DOD)	H92450-20-F-0120 (IDIQ TO O...	70,786	
12.RD			DIRECT	DEPARTMENT OF DEFENSE (DOD)	H98230-14-C-0145	145,729	
12.RD			DIRECT	DEPARTMENT OF DEFENSE (DOD)	H98230-19-C-0209	447,155	142,853
12.RD			DIRECT	DEPARTMENT OF DEFENSE (DOD)	H98230-19-C-0461	(17,010)	
12.RD			DIRECT	DEPARTMENT OF DEFENSE (DOD)	HQ00342010023	57,406	
12.RD			DIRECT	DEPARTMENT OF DEFENSE (DOD)	HR0011-15-C-0055	610,463	107,824
12.RD			DIRECT	DEPARTMENT OF DEFENSE (DOD)	HR0011-16-C-0052	(3,465)	
12.RD			DIRECT	DEPARTMENT OF DEFENSE (DOD)	HR0011-17-C-0023-P00005	1,562	1,459
12.RD			DIRECT	DEPARTMENT OF DEFENSE (DOD)	HR001117C0029	101,688	113,339
12.RD			DIRECT	DEPARTMENT OF DEFENSE (DOD)	HR0011-17-C-0108 P00006	(2,643)	
12.RD			DIRECT	DEPARTMENT OF DEFENSE (DOD)	HR001118C0020	(83,940)	
12.RD			DIRECT	DEPARTMENT OF DEFENSE (DOD)	HR00111990050	230,427	12,340
12.RD			DIRECT	DEPARTMENT OF DEFENSE (DOD)	HR0011-19-C-0043-P00003	1,025,556	524,326
12.RD			DIRECT	DEPARTMENT OF DEFENSE (DOD)	HR0011-19-C-0083	1,576,047	807,046
12.RD			DIRECT	DEPARTMENT OF DEFENSE (DOD)	HR00112090027	649,967	231,374
12.RD			DIRECT	DEPARTMENT OF DEFENSE (DOD)	HR00112090038	452,621	
12.RD			DIRECT	DEPARTMENT OF DEFENSE (DOD)	HR00112190008	229,693	
12.RD			DIRECT	DEPARTMENT OF DEFENSE (DOD)	HU0001-17-1-0045	62,854	
12.RD			DIRECT	DEPARTMENT OF DEFENSE (DOD)	N00173-20-P-0059	112,112	
12.RD			DIRECT	DEPARTMENT OF DEFENSE (DOD)	N00174-16-C-0013	(9,005)	
12.RD			DIRECT	DEPARTMENT OF DEFENSE (DOD)	N39430-15-C-1692	120,804	120,804
12.RD			DIRECT	DEPARTMENT OF DEFENSE (DOD)	N3943019C2149	154,794	846
12.RD			DIRECT	DEPARTMENT OF DEFENSE (DOD)	N44852-16-P	82,639	
12.RD			DIRECT	DEPARTMENT OF DEFENSE (DOD)	N62473-18-2-0004	64,373	54,786
12.RD			DIRECT	DEPARTMENT OF DEFENSE (DOD)	N62473-20-2-0013	1,778	
12.RD			DIRECT	DEPARTMENT OF DEFENSE (DOD)	N66001-15-C-4066	235,326	22,046

University of California  
Schedule of Expenditures of Federal Awards

For the Fiscal Year Ended  
June 30, 2021  
(Expressed in whole dollars)

Research And Development Cluster

Assistance Listing Number	Federal Program Title	Additional Award Identification	Direct / Pass-Through	Agency or Pass-Through Entity	Pass-Through No. or Other Identifier	Federal Expenditures	Passed-Through to Subrecipients
12.RD			DIRECT	DEPARTMENT OF DEFENSE (DOD)	N6600120C4001-P00001	1,268,162	
12.RD			DIRECT	DEPARTMENT OF DEFENSE (DOD)	S5013	89,246	
12.RD			DIRECT	DEPARTMENT OF DEFENSE (DOD)	SUB 11239SC (2018-674)	363,403	
12.RD			DIRECT	DEPARTMENT OF DEFENSE (DOD)	W56HZV-16-C-0117-P00001	73,289	
12.RD			DIRECT	DEPARTMENT OF DEFENSE (DOD)	W81XWH-20-1-0158	101,172	
12.RD			DIRECT	DEPARTMENT OF DEFENSE (DOD)	W81XWH2010391	120,209	
12.RD			DIRECT	DEPARTMENT OF DEFENSE (DOD)	W81XWH2010510	157,957	
12.RD			DIRECT	DEPARTMENT OF DEFENSE (DOD)	W81XWH2010693	159,730	
12.RD			DIRECT	DEPARTMENT OF DEFENSE (DOD)	W81XWH2110417	6,842	
12.RD			DIRECT	DEPARTMENT OF DEFENSE (DOD)	W911NF-09-D-0001-0044	541,163	(313)
12.RD			DIRECT	DEPARTMENT OF DEFENSE (DOD)	W911NF-14-1-0507	97,083	
12.RD			DIRECT	DEPARTMENT OF DEFENSE (DOD)	W911NF-15-C-0205-P00007	106,619	16,421
12.RD			DIRECT	DEPARTMENT OF DEFENSE (DOD)	W911NF-19-D-0001	4,875,202	1,655,825
12.RD			DIRECT	DEPARTMENT OF DEFENSE (DOD)	W911QY-15-C-0044	1,398,612	257,144
12.RD			DIRECT	DEPARTMENT OF DEFENSE (DOD)	W912HQ-15-C-0053-P00001	32,515	12,332
12.RD			DIRECT	DEPARTMENT OF DEFENSE (DOD)	W912HQ-15-C-0058	261,158	155,210
12.RD			DIRECT	DEPARTMENT OF DEFENSE (DOD)	W912HQ-16-C-0047	287,249	36,070
12.RD			DIRECT	DEPARTMENT OF DEFENSE (DOD)	W912HQ-17-C-0009	16,052	
12.RD			DIRECT	DEPARTMENT OF DEFENSE (DOD)	W912HQ-17-C-0040	273,001	
12.RD			DIRECT	DEPARTMENT OF DEFENSE (DOD)	W912HQ18C0068	426,233	76,077
12.RD			DIRECT	DEPARTMENT OF DEFENSE (DOD)	W912HQ18C0102	54,405	
12.RD			DIRECT	DEPARTMENT OF DEFENSE (DOD)	W912HQ20C0044	41,717	
12.RD			DIRECT	DEPARTMENT OF DEFENSE (DOD)	W912P7-21-C-0002	75,293	
12.RD			DIRECT	DEPARTMENT OF DEFENSE (DOD)	W913E320C0001	172,931	
12.RD			DIRECT	DEPARTMENT OF DEFENSE (DOD)	W913E521C001	77,849	
12.RD			DIRECT	DEPARTMENT OF DEFENSE (DOD)	N00014-20-C-2039	2,813,563	180,841
12.RD			PASS-THROUGH	ACREE TECHNOLOGIES INCORPORATED	A20-0929	1,610	
12.RD			PASS-THROUGH	ADVANCED TECHNOLOGY INTERNATIONAL	2021-402	30,553	
12.RD			PASS-THROUGH	AGNITRON TECHNOLOGY, INC.	SB190231	(15,830)	
12.RD			PASS-THROUGH	AGNITRON TECHNOLOGY, INC.	SB210145	60,138	
12.RD			PASS-THROUGH	AMPAC, INC.	AMP0180-2020-4	32,567	
12.RD			PASS-THROUGH	AONSENSE, INC.	A20-3697	76,409	
12.RD			PASS-THROUGH	APTIMA, INC.	SUB 1337-2094 (W81XWH-19-C-002	123,444	
12.RD			PASS-THROUGH	ARIZONA STATE UNIVERSITY/TEMPE	ASUB00000021	213,369	
12.RD			PASS-THROUGH	ARIZONA STATE UNIVERSITY/TEMPE	ASUB000000244	443,254	
12.RD			PASS-THROUGH	BAE SYSTEMS (GREAT BRITAIN)	1017370	133,075	
12.RD			PASS-THROUGH	CALIFORNIA INSTITUTE OF TECHNOLOGY	S419758	123,627	
12.RD			PASS-THROUGH	CARDIAC MOTION, LLC	A20-0938	4,368	
12.RD			PASS-THROUGH	CARNEGIE MELLON UNIVERSITY	011057	194,421	
12.RD			PASS-THROUGH	CENTEYE INC.	010826	69,135	
12.RD			PASS-THROUGH	CHARLES RIVER ANALYTICS	N6600121C4013	7,688	
12.RD			PASS-THROUGH	COALITION FOR NATIONAL TRAUMA RESEARCH	CNTR20-HUMA-07	5,409	
12.RD			PASS-THROUGH	COLORADO SCHOOL OF MINES	401245-5803	62,064	
12.RD			PASS-THROUGH	COLORADO STATE UNIVERSITY	G-01688-01-2	89,716	
12.RD			PASS-THROUGH	DCS CORPORATION	SUB APX03-S024 (W911NF-10-D-00	(22,867)	
12.RD			PASS-THROUGH	DUKE UNIVERSITY	3130986	30,820	
12.RD			PASS-THROUGH	DUKE UNIVERSITY	313-1035	57,514	
12.RD			PASS-THROUGH	GALOIS INC	2020-016	134,505	
12.RD			PASS-THROUGH	GE GLOBAL RESEARCH	401152372	323,802	
12.RD			PASS-THROUGH	HAMILTON SUNDSTRAND CORPORATION	201454124	55,429	
12.RD			PASS-THROUGH	HONEYWELL INTERNATIONAL INC.	3503622896E	449,388	
12.RD			PASS-THROUGH	HRL LABORATORIES, LLC	16129-173125-QS	(46)	
12.RD			PASS-THROUGH	HRL LABORATORIES, LLC	19006-2X0805-QS	158,185	
12.RD			PASS-THROUGH	INFINEON TECHNOLOGIES NORTH AMERICA CORPORATION	20202379	25,156	
12.RD			PASS-THROUGH	INFOSCITEX CORPORATION	FPH02-S024	7	
12.RD			PASS-THROUGH	INTERNATIONAL BUSINESS MACHINES CORPORATION	CW2926115	(2,074)	
12.RD			PASS-THROUGH	JOHNS HOPKINS UNIVERSITY	134841	14,416	
12.RD			PASS-THROUGH	JOHNS HOPKINS UNIVERSITY	W81XWH-17-1-0664	94,549	
12.RD			PASS-THROUGH	KIMETRIX LLC	SB200070	158,969	
12.RD			PASS-THROUGH	KITWARE, INC.	K001892-00-S02	76,812	
12.RD			PASS-THROUGH	LAWRENCE LIVERMORE NATIONAL SECURITY, LLC	B645188	30,503	
12.RD			PASS-THROUGH	LINCOLN LABORATORY	012210	16,779	
12.RD			PASS-THROUGH	LMI GOVERNMENT CONSULTING	A20-2637-001	500	
12.RD			PASS-THROUGH	MASSACHUSETTS INSTITUTE OF TECHNOLOGY	7000495127	191,832	
12.RD			PASS-THROUGH	MASSACHUSETTS INSTITUTE OF TECHNOLOGY	A135069	87	
12.RD			PASS-THROUGH	MAXENTRIX TECHNOLOGIES LLC	SUB UCSB-3948-1 (FA8750-20-C-1	41,931	
12.RD			PASS-THROUGH	METRON, INCORPORATED	008423	10,150	
12.RD			PASS-THROUGH	MID-ATLANTIC EPILEPSY & SLEEP CENTER, LLC	A20-4167	28,153	
12.RD			PASS-THROUGH	MILITARY HEALTH RESEARCH FOUNDATION	0050	112,274	
12.RD			PASS-THROUGH	MILITARY HEALTH RESEARCH FOUNDATION	FA8650-20-2-6104	43,236	
12.RD			PASS-THROUGH	MIXCOMM INCORPORATED	SB200241	15,365	
12.RD			PASS-THROUGH	MORTON PHOTONICS	MP-UCSB-08	101,055	
12.RD			PASS-THROUGH	MORTON PHOTONICS	MP-UCSB-09	187,198	
12.RD			PASS-THROUGH	MORTON PHOTONICS	MP-UCSB-12	24,315	
12.RD			PASS-THROUGH	MIRGLOBAL - DO NOT USE: USE CODE 9137	812-111161-3	94,783	
12.RD			PASS-THROUGH	NATIONAL UNIVERSITY OF SINGAPORE	RL2016-157	76,192	
12.RD			PASS-THROUGH	NEXUS PHOTONICS, LLC	FA8649-21-P-0958	6,864	
12.RD			PASS-THROUGH	NEXUS PHOTONICS, LLC	HR001120C0135 SUB	517,913	
12.RD			PASS-THROUGH	NIMBIS SERVICES	NIMBIS-F-1605-UCSB	126,141	
12.RD			PASS-THROUGH	NORTHROP GRUMMAN CORPORATION	8140000936	5,522	
12.RD			PASS-THROUGH	NORTHROP GRUMMAN CORPORATION	PO# 5300012899	30,796	
12.RD			PASS-THROUGH	NORTHWESTERN UNIVERSITY	60054606UCB	300,000	
12.RD			PASS-THROUGH	NVIDIA CORPORATION	A18-1587	127,807	
12.RD			PASS-THROUGH	OPTO-KNOWLEDGE SYSTEMS, INC.	19032901	35,648	
12.RD			PASS-THROUGH	OPTO-KNOWLEDGE SYSTEMS, INC.	289-UCLA	14,179	
12.RD			PASS-THROUGH	PELAGIQUE, LLC	16-C-0146	3,130	
12.RD			PASS-THROUGH	PENNSYLVANIA STATE UNIVERSITY	5576UCDACC0003	1,674	
12.RD			PASS-THROUGH	PERSPECTA LABS INC.	PO-0023033	34,372	
12.RD			PASS-THROUGH	PERSPECTA LABS INC.	PO-0024959	70,793	
12.RD			PASS-THROUGH	POLARIS PROPULSION LABS INC.	FA8300-19-P-1012	(1,725)	
12.RD			PASS-THROUGH	QINETIQ NORTH AMERICA, INC.	50346	20,000	
12.RD			PASS-THROUGH	RADIABEAM TECHNOLOGIES, LLC	20150687	320,158	
12.RD			PASS-THROUGH	RAYTHEON BBN TECHNOLOGIES CORP.	007176	598	

**University of California**  
**Schedule of Expenditures of Federal Awards**

*For the Fiscal Year Ended*  
*June 30, 2021*  
*(Expressed in whole dollars)*

**Research And Development Cluster**

Assistance Listing Number	Federal Program Title	Additional Award Identification	Direct / Pass-Through	Agency or Pass-Through Entity	Pass-Through No. or Other Identifier	Federal Expenditures	Passed-Through to Subrecipients
12.RD			PASS-THROUGH	RAYTHEON BBN TECHNOLOGIES CORP.	4202036073	206,904	
12.RD			PASS-THROUGH	RAYTHEON BBN TECHNOLOGIES CORP.	90013	652,666	
12.RD			PASS-THROUGH	REZ INC.	19-400-0001-2008-STAR-	117,950	
					UCLA		
12.RD			PASS-THROUGH	RICE UNIVERSITY	R18719	114,085	
12.RD			PASS-THROUGH	SEMI	20192490	(16,583)	
12.RD			PASS-THROUGH	SEMICONDUCTOR RESEARCH CORPORATION		6,983,325	2,942,742
					2018-JU-2778		
12.RD			PASS-THROUGH	SIEMENS CORPORATION	207-01	45,461	
12.RD			PASS-THROUGH	SILATRONIX, INC.	N00014-19-C-1009	180,376	
12.RD			PASS-THROUGH	SOAR TECHNOLOGY, INC.	SC-18-028	95,474	
12.RD			PASS-THROUGH	SPR THERAPEUTICS, INC	20192736	11,899	
12.RD			PASS-THROUGH	SPR THERAPEUTICS, INC	SUB 20202244	2,966	
					(W81XWH-18-1-0...		
12.RD			PASS-THROUGH	SRI INTERNATIONAL	37644	212,474	
12.RD			PASS-THROUGH	SRI INTERNATIONAL	PO35228	21,915	
12.RD			PASS-THROUGH	SRI INTERNATIONAL	PO37364	120,371	
12.RD			PASS-THROUGH	STATE UNIVERSITY OF NEW YORK	SB2101510011A	50,838	
12.RD			PASS-THROUGH	SYNOPTIC ENGINEERING, LLC	0002-S-002	56,030	
12.RD			PASS-THROUGH	TOYON RESEARCH CORPORATION	SC212C2421-P1756	19,851	
12.RD			PASS-THROUGH	UES, INC.	S-111-034-001	306,407	
12.RD			PASS-THROUGH	ULTRA-LOW LOSS TECHNOLOGIES, INC.	SB210043	335,614	
12.RD			PASS-THROUGH	UNIVERSITY OF ALASKA	UA 21-0112	67,815	
12.RD			PASS-THROUGH	UNIVERSITY OF ALASKA	UAF 17-0094	269,712	
12.RD			PASS-THROUGH	UNIVERSITY OF ALASKA	UAF 20-0095	46,325	
12.RD			PASS-THROUGH	UNIVERSITY OF ARIZONA	009643	937	
12.RD			PASS-THROUGH	UNIVERSITY OF CINCINNATI	010580-002	23,177	
12.RD			PASS-THROUGH	UNIVERSITY OF COLORADO BOULDER	1557976	231,751	
12.RD			PASS-THROUGH	UNIVERSITY OF ILLINOIS AT CHICAGO	011316	40,566	
12.RD			PASS-THROUGH	UNIVERSITY OF MARYLAND SCHOOL OF MEDICINE	NDCB-D8852	26,050	
					251820A	50,674	
12.RD			PASS-THROUGH	UNIVERSITY OF OREGON	HR0011-20-2-028	65,958	
12.RD			PASS-THROUGH	UNIVERSITY OF PITTSBURGH	0051433-1	61,461	
12.RD			PASS-THROUGH	UNIVERSITY OF PITTSBURGH	0051433-5	56,280	
12.RD			PASS-THROUGH	UNIVERSITY OF SOUTHERN CALIFORNIA	107627989-1	7,220	
12.RD			PASS-THROUGH	UNIVERSITY OF SOUTHERN CALIFORNIA	110332909	934	
12.RD			PASS-THROUGH	UNIVERSITY OF SOUTHERN CALIFORNIA	90121560	167,928	
12.RD			PASS-THROUGH	UNIVERSITY OF SOUTHERN CALIFORNIA	95994470	(8,737)	
12.RD			PASS-THROUGH	UNIVERSITY OF VIRGINIA	GI18518.156869	118,268	
12.RD			PASS-THROUGH	UNIVERSITY OF VIRGINIA	GI18518.156870	374,390	
12.RD			PASS-THROUGH	VACUUM PROCESS ENGINEERING, INC	A17-0434	20,959	
12.RD			PASS-THROUGH	VANDERBILT UNIVERSITY	UNIV60701	160,245	
12.RD			PASS-THROUGH	WASHINGTON STATE UNIVERSITY	W912HQ19C0065	32,387	
12.RD			PASS-THROUGH	UNIVERSITY OF NOTRE DAME	203278UCB	661,806	
12.RD			PASS-THROUGH	UNIVERSITY OF NOTRE DAME	203278UCSB-MISHRA	273,717	
12.RD			PASS-THROUGH	UNIVERSITY OF NOTRE DAME	208126UCI	272,016	
12.RD			PASS-THROUGH	NORTHERN CALIFORNIA INSTITUTE FOR RESEARCH AND EDUCATION	1679	6,088	
12.RD			PASS-THROUGH	NORTHERN CALIFORNIA INSTITUTE FOR RESEARCH AND EDUCATION	84009 - 02 - 444988	272,865	
12.RD			PASS-THROUGH	NORTHERN CALIFORNIA INSTITUTE FOR RESEARCH AND EDUCATION	84014 - 02 - 444988	9,919	
12.RD			PASS-THROUGH	NORTHERN CALIFORNIA INSTITUTE FOR RESEARCH AND EDUCATION	84041 - 02 - 444988	77,635	
12.RD			PASS-THROUGH	NORTHERN CALIFORNIA INSTITUTE FOR RESEARCH AND EDUCATION	84053 - 02 - 444951	65,543	
12.RD			PASS-THROUGH	NORTHERN CALIFORNIA INSTITUTE FOR RESEARCH AND EDUCATION	84057 - 02 - 444951	69,846	
12.RD			PASS-THROUGH	NORTHERN CALIFORNIA INSTITUTE FOR RESEARCH AND EDUCATION	84076 - 02 - 444988	68,828	
12.RD			PASS-THROUGH	NORTHERN CALIFORNIA INSTITUTE FOR RESEARCH AND EDUCATION	84082 - 02 - 444988	101,026	
12.RD			PASS-THROUGH	NORTHERN CALIFORNIA INSTITUTE FOR RESEARCH AND EDUCATION	84097 - 02 - 444653	79,010	
12.RD			PASS-THROUGH	NORTHERN CALIFORNIA INSTITUTE FOR RESEARCH AND EDUCATION	84098 - 02 - 444988	61,626	
12.RD			PASS-THROUGH	NORTHERN CALIFORNIA INSTITUTE FOR RESEARCH AND EDUCATION	84126 - 02 - 444653	20,059	
12.RD			PASS-THROUGH	NORTHERN CALIFORNIA INSTITUTE FOR RESEARCH AND EDUCATION	84127 - 02 - 444988	160,999	
12.RD			PASS-THROUGH	NORTHERN CALIFORNIA INSTITUTE FOR RESEARCH AND EDUCATION	84128 - 02 - 444653	17,131	
12.RD			PASS-THROUGH	NORTHERN CALIFORNIA INSTITUTE FOR RESEARCH AND EDUCATION	84132 - 02 - 444988	69,250	
12.RD			PASS-THROUGH	NORTHERN CALIFORNIA INSTITUTE FOR RESEARCH AND EDUCATION	84153 - 02 - 444988	76,875	
12.RD			PASS-THROUGH	NORTHERN CALIFORNIA INSTITUTE FOR RESEARCH AND EDUCATION	84162 - 02 - 444988	105,512	
12.RD			PASS-THROUGH	NORTHERN CALIFORNIA INSTITUTE FOR RESEARCH AND EDUCATION	84166 - 02 - 444988	31,773	
12.RD			PASS-THROUGH	NORTHERN CALIFORNIA INSTITUTE FOR RESEARCH AND EDUCATION	84184 - 02 - 444951	135,442	
12.RD			PASS-THROUGH	NORTHERN CALIFORNIA INSTITUTE FOR RESEARCH AND EDUCATION	84188 - 02 - 444949	101,663	
12.RD			PASS-THROUGH	NORTHERN CALIFORNIA INSTITUTE FOR RESEARCH AND EDUCATION	84193 - 02 - 444927	67,188	
12.RD			PASS-THROUGH	NORTHERN CALIFORNIA INSTITUTE FOR RESEARCH AND EDUCATION	84201 - 01 - 557755	11,879	
12.RD			PASS-THROUGH	NORTHERN CALIFORNIA INSTITUTE FOR RESEARCH AND EDUCATION	84204 - 01 - 444988	99,803	
12.RD			PASS-THROUGH	NORTHERN CALIFORNIA INSTITUTE FOR RESEARCH AND EDUCATION	84205 - 01 - 446306	5,597	
12.RD			PASS-THROUGH	NORTHERN CALIFORNIA INSTITUTE FOR RESEARCH AND EDUCATION	84211 - 01 - 444653	45,494	
12.RD			PASS-THROUGH	NORTHERN CALIFORNIA INSTITUTE FOR RESEARCH AND EDUCATION	84215 - 01 - 444988	47,414	
12.RD			PASS-THROUGH	NORTHERN CALIFORNIA INSTITUTE FOR RESEARCH AND EDUCATION	84219 - 01 - 444908	43,032	
12.RD			PASS-THROUGH	NORTHERN CALIFORNIA INSTITUTE FOR RESEARCH AND EDUCATION	84220 - 01 - 444951	109,226	
12.RD			PASS-THROUGH	NORTHERN CALIFORNIA INSTITUTE FOR RESEARCH AND EDUCATION	84224 -01 - 444988	56,393	
12.RD			PASS-THROUGH	NORTHERN CALIFORNIA INSTITUTE FOR RESEARCH AND EDUCATION	84227 - 01 - 444653	120,038	
12.RD			PASS-THROUGH	NORTHERN CALIFORNIA INSTITUTE FOR RESEARCH AND EDUCATION	84236 - 01 - 444938	159,443	
12.RD			PASS-THROUGH	NORTHERN CALIFORNIA INSTITUTE FOR RESEARCH AND EDUCATION	84246 - 01 - 444988	91,615	

University of California  
Schedule of Expenditures of Federal Awards

For the Fiscal Year Ended  
June 30, 2021  
(Expressed in whole dollars)

Research And Development Cluster

Assistance Listing Number	Federal Program Title	Additional Award Identification	Direct / Pass-Through	Agency or Pass-Through Entity	Pass-Through No. or Other Identifier	Federal Expenditures	Passed-Through to Subrecipients
12.RD			PASS-THROUGH	NORTHERN CALIFORNIA INSTITUTE FOR RESEARCH AND EDUCATION	A127370	71,128	
12.RD			PASS-THROUGH	NORTHERN CALIFORNIA INSTITUTE FOR RESEARCH AND EDUCATION	A128267	87,940	
12.RD			PASS-THROUGH	NORTHERN CALIFORNIA INSTITUTE FOR RESEARCH AND EDUCATION	A128585	36,295	
12.RD			PASS-THROUGH	NORTHERN CALIFORNIA INSTITUTE FOR RESEARCH AND EDUCATION	A128599	49,581	
12.RD			PASS-THROUGH	NORTHERN CALIFORNIA INSTITUTE FOR RESEARCH AND EDUCATION	A128690	63,702	
12.RD			PASS-THROUGH	NORTHERN CALIFORNIA INSTITUTE FOR RESEARCH AND EDUCATION	A128691	112,762	
12.RD			PASS-THROUGH	NORTHERN CALIFORNIA INSTITUTE FOR RESEARCH AND EDUCATION	A128696	39,841	
12.RD			PASS-THROUGH	NORTHERN CALIFORNIA INSTITUTE FOR RESEARCH AND EDUCATION	A128700	193,311	
12.RD			PASS-THROUGH	NORTHERN CALIFORNIA INSTITUTE FOR RESEARCH AND EDUCATION	A128711	28,768	
12.RD			PASS-THROUGH	NORTHERN CALIFORNIA INSTITUTE FOR RESEARCH AND EDUCATION	A128785	60,019	
12.RD			PASS-THROUGH	NORTHERN CALIFORNIA INSTITUTE FOR RESEARCH AND EDUCATION	A129048	12,192	
12.RD			PASS-THROUGH	NORTHERN CALIFORNIA INSTITUTE FOR RESEARCH AND EDUCATION	A129093	103,355	
12.RD			PASS-THROUGH	NORTHERN CALIFORNIA INSTITUTE FOR RESEARCH AND EDUCATION	A129240	31,552	
12.RD			PASS-THROUGH	NORTHERN CALIFORNIA INSTITUTE FOR RESEARCH AND EDUCATION	A129436	66,400	
12.RD			PASS-THROUGH	NORTHERN CALIFORNIA INSTITUTE FOR RESEARCH AND EDUCATION	A129903	6	
12.RD			PASS-THROUGH	NORTHERN CALIFORNIA INSTITUTE FOR RESEARCH AND EDUCATION	A130273	23,290	
12.RD			PASS-THROUGH	NORTHERN CALIFORNIA INSTITUTE FOR RESEARCH AND EDUCATION	A130363	55,994	
12.RD			PASS-THROUGH	NORTHERN CALIFORNIA INSTITUTE FOR RESEARCH AND EDUCATION	A130434	17,645	
12.RD			PASS-THROUGH	NORTHERN CALIFORNIA INSTITUTE FOR RESEARCH AND EDUCATION	A130522	28,404	
12.RD			PASS-THROUGH	NORTHERN CALIFORNIA INSTITUTE FOR RESEARCH AND EDUCATION	A130536	4,503	
12.RD			PASS-THROUGH	NORTHERN CALIFORNIA INSTITUTE FOR RESEARCH AND EDUCATION	A130981	161,879	
12.RD			PASS-THROUGH	NORTHERN CALIFORNIA INSTITUTE FOR RESEARCH AND EDUCATION	A131114	18,838	
12.RD			PASS-THROUGH	NORTHERN CALIFORNIA INSTITUTE FOR RESEARCH AND EDUCATION	A131340	3	
12.RD			PASS-THROUGH	NORTHERN CALIFORNIA INSTITUTE FOR RESEARCH AND EDUCATION	A131350	48,762	
12.RD			PASS-THROUGH	NORTHERN CALIFORNIA INSTITUTE FOR RESEARCH AND EDUCATION	A131492	34,515	
12.RD			PASS-THROUGH	NORTHERN CALIFORNIA INSTITUTE FOR RESEARCH AND EDUCATION	A131631	14,255	
12.RD			PASS-THROUGH	NORTHERN CALIFORNIA INSTITUTE FOR RESEARCH AND EDUCATION	A131659	7,393	
12.RD			PASS-THROUGH	NORTHERN CALIFORNIA INSTITUTE FOR RESEARCH AND EDUCATION	A131845	152,736	
12.RD			PASS-THROUGH	NORTHERN CALIFORNIA INSTITUTE FOR RESEARCH AND EDUCATION	A132232	(11,228)	
12.RD			PASS-THROUGH	NORTHERN CALIFORNIA INSTITUTE FOR RESEARCH AND EDUCATION	A132282	48,217	
12.RD			PASS-THROUGH	NORTHERN CALIFORNIA INSTITUTE FOR RESEARCH AND EDUCATION	A132360	34,883	
12.RD			PASS-THROUGH	NORTHERN CALIFORNIA INSTITUTE FOR RESEARCH AND EDUCATION	A132520	11,487	
12.RD			PASS-THROUGH	NORTHERN CALIFORNIA INSTITUTE FOR RESEARCH AND EDUCATION	A132721	176,308	
12.RD			PASS-THROUGH	NORTHERN CALIFORNIA INSTITUTE FOR RESEARCH AND EDUCATION	A133123	100,406	
12.RD			PASS-THROUGH	NORTHERN CALIFORNIA INSTITUTE FOR RESEARCH AND EDUCATION	A133126	2,420	
12.RD			PASS-THROUGH	NORTHERN CALIFORNIA INSTITUTE FOR RESEARCH AND EDUCATION	A133311	63,041	
12.RD			PASS-THROUGH	NORTHERN CALIFORNIA INSTITUTE FOR RESEARCH AND EDUCATION	A133634	8,999	
12.RD			PASS-THROUGH	NORTHERN CALIFORNIA INSTITUTE FOR RESEARCH AND EDUCATION	A133635	23,843	
12.RD			PASS-THROUGH	NORTHERN CALIFORNIA INSTITUTE FOR RESEARCH AND EDUCATION	A133813	3,616	
12.RD			PASS-THROUGH	NORTHERN CALIFORNIA INSTITUTE FOR RESEARCH AND EDUCATION	A133865	5,127	
12.RD			PASS-THROUGH	NORTHERN CALIFORNIA INSTITUTE FOR RESEARCH AND EDUCATION	A133873	176,384	
12.RD			PASS-THROUGH	NORTHERN CALIFORNIA INSTITUTE FOR RESEARCH AND EDUCATION	A133884	150,408	
12.RD			PASS-THROUGH	NORTHERN CALIFORNIA INSTITUTE FOR RESEARCH AND EDUCATION	A133981	9,446	
12.RD			PASS-THROUGH	NORTHERN CALIFORNIA INSTITUTE FOR RESEARCH AND EDUCATION	A134049	9,292	
12.RD			PASS-THROUGH	NORTHERN CALIFORNIA INSTITUTE FOR RESEARCH AND EDUCATION	A134156	15,130	
12.RD			PASS-THROUGH	NORTHERN CALIFORNIA INSTITUTE FOR RESEARCH AND EDUCATION	A134216	83,770	
12.RD			PASS-THROUGH	NORTHERN CALIFORNIA INSTITUTE FOR RESEARCH AND EDUCATION	A134218	49,763	
12.RD			PASS-THROUGH	NORTHERN CALIFORNIA INSTITUTE FOR RESEARCH AND EDUCATION	A134288	33,766	
12.RD			PASS-THROUGH	NORTHERN CALIFORNIA INSTITUTE FOR RESEARCH AND EDUCATION	A134950	17,252	
12.RD			PASS-THROUGH	NORTHERN CALIFORNIA INSTITUTE FOR RESEARCH AND EDUCATION	A135148	48,924	
12.RD			PASS-THROUGH	NORTHERN CALIFORNIA INSTITUTE FOR RESEARCH AND EDUCATION	A135400	51,152	
12.RD			PASS-THROUGH	NORTHERN CALIFORNIA INSTITUTE FOR RESEARCH AND EDUCATION	A135403	5,767	
12.RD			PASS-THROUGH	NORTHERN CALIFORNIA INSTITUTE FOR RESEARCH AND EDUCATION	A135489	18,995	
12.RD			PASS-THROUGH	NORTHERN CALIFORNIA INSTITUTE FOR RESEARCH AND EDUCATION	A135491	86,836	

**University of California**  
**Schedule of Expenditures of Federal Awards**

*For the Fiscal Year Ended  
June 30, 2021  
(Expressed in whole dollars)*

**Research And Development Cluster**

Assistance Listing Number	Federal Program Title	Additional Award Identification	Direct / Pass-Through	Agency or Pass-Through Entity	Pass-Through No. or Other Identifier	Federal Expenditures	Passed-Through to Subrecipients
12.RD			PASS-THROUGH	NORTHERN CALIFORNIA INSTITUTE FOR RESEARCH AND EDUCATION	A135496	35,220	
12.RD			PASS-THROUGH	NORTHERN CALIFORNIA INSTITUTE FOR RESEARCH AND EDUCATION	A135593	15,682	
12.RD			PASS-THROUGH	NORTHERN CALIFORNIA INSTITUTE FOR RESEARCH AND EDUCATION	A135625	26,425	
12.RD			PASS-THROUGH	NORTHERN CALIFORNIA INSTITUTE FOR RESEARCH AND EDUCATION	A135659	32,394	
12.RD			PASS-THROUGH	NORTHERN CALIFORNIA INSTITUTE FOR RESEARCH AND EDUCATION	A135683	74,351	
12.RD			PASS-THROUGH	NORTHERN CALIFORNIA INSTITUTE FOR RESEARCH AND EDUCATION	A135832	17,948	
12.RD			PASS-THROUGH	NORTHERN CALIFORNIA INSTITUTE FOR RESEARCH AND EDUCATION	A135833	11,523	
12.RD			PASS-THROUGH	NORTHERN CALIFORNIA INSTITUTE FOR RESEARCH AND EDUCATION	A135967	20,350	
12.RD			PASS-THROUGH	NORTHERN CALIFORNIA INSTITUTE FOR RESEARCH AND EDUCATION	A135969	160,294	
12.RD			PASS-THROUGH	NORTHERN CALIFORNIA INSTITUTE FOR RESEARCH AND EDUCATION	A136139	19,397	
12.RD			PASS-THROUGH	NORTHERN CALIFORNIA INSTITUTE FOR RESEARCH AND EDUCATION	A136144	6,472	
12.RD			PASS-THROUGH	NORTHERN CALIFORNIA INSTITUTE FOR RESEARCH AND EDUCATION	A136307	14,169	
12.RD			PASS-THROUGH	NORTHERN CALIFORNIA INSTITUTE FOR RESEARCH AND EDUCATION	A136314	27,553	
12.RD			PASS-THROUGH	NORTHERN CALIFORNIA INSTITUTE FOR RESEARCH AND EDUCATION	A136385	17,049	
12.RD			PASS-THROUGH	NORTHERN CALIFORNIA INSTITUTE FOR RESEARCH AND EDUCATION	A136535	15,713	
12.RD			PASS-THROUGH	NORTHERN CALIFORNIA INSTITUTE FOR RESEARCH AND EDUCATION	A136660	6,152	
12.RD			PASS-THROUGH	NORTHERN CALIFORNIA INSTITUTE FOR RESEARCH AND EDUCATION	A136661	24,332	
12.RD			PASS-THROUGH	NORTHERN CALIFORNIA INSTITUTE FOR RESEARCH AND EDUCATION	A136663	21,640	
12.RD			PASS-THROUGH	NORTHERN CALIFORNIA INSTITUTE FOR RESEARCH AND EDUCATION	A136750	5,286	
12.RD			PASS-THROUGH	NORTHERN CALIFORNIA INSTITUTE FOR RESEARCH AND EDUCATION	JPA - COHEN, BETH	51,727	
12.RD			PASS-THROUGH	NORTHERN CALIFORNIA INSTITUTE FOR RESEARCH AND EDUCATION	JPA - D8409	20,395	
12.RD			PASS-THROUGH	NORTHERN CALIFORNIA INSTITUTE FOR RESEARCH AND EDUCATION	JPA - D8436	7,965	
12.RD			PASS-THROUGH	NORTHERN CALIFORNIA INSTITUTE FOR RESEARCH AND EDUCATION	JPA - D8604	4,525	
12.RD			PASS-THROUGH	NORTHERN CALIFORNIA INSTITUTE FOR RESEARCH AND EDUCATION	JPA - D8734	4,228	
12.RD			PASS-THROUGH	NORTHERN CALIFORNIA INSTITUTE FOR RESEARCH AND EDUCATION	JPA - LEE, SEI	100,187	
12.RD			PASS-THROUGH	NORTHERN CALIFORNIA INSTITUTE FOR RESEARCH AND EDUCATION	JPA - MACKIN, ROBERT	29,899	
12.RD			PASS-THROUGH	NORTHERN CALIFORNIA INSTITUTE FOR RESEARCH AND EDUCATION	JPA - MAGUEN	31,879	
12.RD			PASS-THROUGH	NORTHERN CALIFORNIA INSTITUTE FOR RESEARCH AND EDUCATION	JPA - MAKLASHINA	216,021	
12.RD			PASS-THROUGH	NORTHERN CALIFORNIA INSTITUTE FOR RESEARCH AND EDUCATION	JPA - MUKHERJEE	19,047	
12.RD			PASS-THROUGH	NORTHERN CALIFORNIA INSTITUTE FOR RESEARCH AND EDUCATION	JPA - SALONER, DAVID	(50)	
12.RD			PASS-THROUGH	NORTHERN CALIFORNIA INSTITUTE FOR RESEARCH AND EDUCATION	JPA - SMITH A.	65,833	
12.RD			PASS-THROUGH	NORTHERN CALIFORNIA INSTITUTE FOR RESEARCH AND EDUCATION	JPA - SUDORE, REBECCA	34,245	
12.RD	Total					48,847,068	7,684,827
12.RD	COVID-19	COVID-19	DIRECT	DEPARTMENT OF DEFENSE (DOD)	SUB 2004744493	3,979	
12.RD	COVID-19	COVID-19	PASS-THROUGH	DEPARTMENT OF DEFENSE (DOD)	(W911QY-20-9...	267,370	
12.RD	COVID-19	COVID-19	PASS-THROUGH	JOHNS HOPKINS UNIVERSITY	SUB 2004744493	365,036	
12.RD	COVID-19	COVID-19	PASS-THROUGH	MASSACHUSETTS INSTITUTE OF TECHNOLOGY	(W911QY-20-9... 134920	119,917	
12.RD	COVID-19	COVID-19	PASS-THROUGH	MASSACHUSETTS INSTITUTE OF TECHNOLOGY	7000496256	121,721	
12.RD	COVID-19	COVID-19	PASS-THROUGH	MASSACHUSETTS INSTITUTE OF TECHNOLOGY	7000499840	714,114	
12.RD	COVID-19	COVID-19	PASS-THROUGH	MEDICAL TECHNOLOGY ENTERPRISE CONSORTIUM	A135069	2,863,083	321,402
12.RD	COVID-19	COVID-19	PASS-THROUGH	MEDPAGE, INC.	MTEC-20-12-COVID19-D-.023	48,625	
12.RD	COVID-19	COVID-19	PASS-THROUGH	NEYROBLASTGX LLC	AKB-9778-CI-6001	55,000	
12.RD	COVID-19 Total	COVID-19			A21-1982	4,558,844	321,402
13.RD			PASS-THROUGH	UNIVERSITY OF SOUTHERN CALIFORNIA	135238013	86,383	
13.RD	Total					86,383	
15.029	TRIBAL COURTS		PASS-THROUGH	INTERTRIBAL COURT OF SOUTHERN CALIFORNIA	IC 0183015	(62)	
15.029	TRIBAL COURTS Total					(62)	
15.231	FISH, WILDLIFE AND PLANT CONSERVATION RESOURCE MANAGEMENT (DELETED IN 2020)		DIRECT	DEPARTMENT OF THE INTERIOR (DOI)		15,052	
15.231	FISH, WILDLIFE AND PLANT CONSERVATION RESOURCE MANAGEMENT (DELETED IN 2020)		PASS-THROUGH	NATIONAL FISH AND WILDLIFE FOUNDATION	VARIOUS	152,460	51,942
15.231	FISH, WILDLIFE AND PLANT CONSERVATION RESOURCE MANAGEMENT (DELETED IN 2020) Total				L16AC00431	167,512	51,942
15.232	JOINT FIRE SCIENCE PROGRAM		DIRECT	DEPARTMENT OF THE INTERIOR (DOI)	VARIOUS	52,952	
15.232	JOINT FIRE SCIENCE PROGRAM Total					52,952	
15.233	FOREST AND WOODLANDS RESOURCE MANAGEMENT		DIRECT	DEPARTMENT OF THE INTERIOR (DOI)	VARIOUS	31,955	
15.233	FOREST AND WOODLANDS RESOURCE MANAGEMENT Total					31,955	
15.246	THREATENED AND ENDANGERED SPECIES		DIRECT	DEPARTMENT OF THE INTERIOR (DOI)	VARIOUS	91,269	
15.246	THREATENED AND ENDANGERED SPECIES Total					91,269	
15.247	WILDLIFE RESOURCE MANAGEMENT		DIRECT	DEPARTMENT OF THE INTERIOR (DOI)	VARIOUS	230,969	
15.247	WILDLIFE RESOURCE MANAGEMENT Total					230,969	

**University of California**  
**Schedule of Expenditures of Federal Awards**

*For the Fiscal Year Ended  
June 30, 2021  
(Expressed in whole dollars)*

**Research And Development Cluster**

Assistance Listing Number	Federal Program Title	Additional Award Identification	Direct / Pass-Through	Agency or Pass-Through Entity	Pass-Through No. or Other Identifier	Federal Expenditures	Passed-Through to Subrecipients
15.423	BUREAU OF OCEAN ENERGY MANAGEMENT (BOEM) ENVIRONMENTAL STUDIES (ES)		DIRECT	DEPARTMENT OF THE INTERIOR (DOI)		838,832	104,244
15.423	BUREAU OF OCEAN ENERGY MANAGEMENT (BOEM) ENVIRONMENTAL STUDIES (ES)		PASS-THROUGH	SAN DIEGO STATE UNIVERSITY	VARIOUS	144,619	
15.423	BUREAU OF OCEAN ENERGY MANAGEMENT (BOEM) ENVIRONMENTAL STUDIES (ES) Total				SA0000474	983,450	104,244
15.506	WATER DESALINATION RESEARCH AND DEVELOPMENT		DIRECT	DEPARTMENT OF THE INTERIOR (DOI)		487,443	
15.506	WATER DESALINATION RESEARCH AND DEVELOPMENT Total					487,443	
15.512	CENTRAL VALLEY IMPROVEMENT ACT, TITLE XXXIV		DIRECT	DEPARTMENT OF THE INTERIOR (DOI)		4,852,912	187,815
15.512	CENTRAL VALLEY IMPROVEMENT ACT, TITLE XXXIV		PASS-THROUGH	CALIFORNIA DELTA STEWARDSHIP COUNCIL	18204	148,250	29,993
15.512	CENTRAL VALLEY IMPROVEMENT ACT, TITLE XXXIV		PASS-THROUGH	CALIFORNIA DELTA STEWARDSHIP COUNCIL	A20-0088-001	172,107	
15.512	CENTRAL VALLEY IMPROVEMENT ACT, TITLE XXXIV Total					5,173,269	217,808
15.517	FISH AND WILDLIFE COORDINATION ACT		DIRECT	DEPARTMENT OF THE INTERIOR (DOI)		91,309	
15.517	FISH AND WILDLIFE COORDINATION ACT Total					91,309	
15.521	LOWER RIO GRANDE VALLEY WATER RESOURCES CONSERVATION AND IMPROVEMENT		PASS-THROUGH	CALIFORNIA DELTA STEWARDSHIP COUNCIL		14,813	
15.521	LOWER RIO GRANDE VALLEY WATER RESOURCES CONSERVATION AND IMPROVEMENT Total				A20-0733-001	14,813	
15.530	WATER CONSERVATION FIELD SERVICES (WCFS)		PASS-THROUGH	METROPOLITAN WATER DIST OF SO CALIFORNIA	011307	19,242	
15.530	WATER CONSERVATION FIELD SERVICES (WCFS)		PASS-THROUGH	METROPOLITAN WATER DIST OF SO CALIFORNIA	179074	7,519	
15.530	WATER CONSERVATION FIELD SERVICES (WCFS)		PASS-THROUGH	METROPOLITAN WATER DIST OF SO CALIFORNIA	191248	2,021	
15.530	WATER CONSERVATION FIELD SERVICES (WCFS) Total					28,782	
15.533	CALIFORNIA WATER SECURITY AND ENVIRONMENTAL ENHANCEMENT		DIRECT	DEPARTMENT OF THE INTERIOR (DOI)		53,578	
15.533	CALIFORNIA WATER SECURITY AND ENVIRONMENTAL ENHANCEMENT Total				VARIOUS	53,578	
15.560	SECURE WATER ACT – RESEARCH AGREEMENTS		DIRECT	DEPARTMENT OF THE INTERIOR (DOI)		172,424	19,540
15.560	SECURE WATER ACT – RESEARCH AGREEMENTS Total				VARIOUS	172,424	19,540
15.564	CENTRAL VALLEY PROJECT CONSERVATION		DIRECT	DEPARTMENT OF THE INTERIOR (DOI)		79,117	
15.564	CENTRAL VALLEY PROJECT CONSERVATION Total				VARIOUS	79,117	
15.608	FISH AND WILDLIFE MANAGEMENT ASSISTANCE		PASS-THROUGH	MICHIGAN STATE UNIVERSITY		23,118	
15.608	FISH AND WILDLIFE MANAGEMENT ASSISTANCE Total				RC109737-UCDAVIS	23,118	
15.614	COASTAL WETLANDS PLANNING, PROTECTION AND RESTORATION PROGRAM		PASS-THROUGH	CALIFORNIA STATE COASTAL CONSERVANCY		83,245	
15.614	COASTAL WETLANDS PLANNING, PROTECTION AND RESTORATION PROGRAM Total				16-044	83,245	
15.615	COOPERATIVE ENDANGERED SPECIES CONSERVATION FUND		PASS-THROUGH	CALIFORNIA DEPARTMENT OF FISH AND WILDLIFE	P1620105	(22)	
15.615	COOPERATIVE ENDANGERED SPECIES CONSERVATION FUND		PASS-THROUGH	CALIFORNIA DEPARTMENT OF FISH AND WILDLIFE	P1880109	117,026	
15.615	COOPERATIVE ENDANGERED SPECIES CONSERVATION FUND		PASS-THROUGH	CALIFORNIA DEPARTMENT OF FISH AND WILDLIFE	Q1940402	118,291	
15.615	COOPERATIVE ENDANGERED SPECIES CONSERVATION FUND		PASS-THROUGH	CALIFORNIA DEPARTMENT OF FISH AND WILDLIFE	Q1982002	32,699	1,397
15.615	COOPERATIVE ENDANGERED SPECIES CONSERVATION FUND Total					267,994	1,397
15.630	COASTAL		DIRECT	DEPARTMENT OF THE INTERIOR (DOI)		14,816	
15.630	COASTAL Total					14,816	
15.634	STATE WILDLIFE GRANTS		PASS-THROUGH	CALIFORNIA DEPARTMENT OF FISH AND WILDLIFE	P1780004	6,461	
15.634	STATE WILDLIFE GRANTS		PASS-THROUGH	CALIFORNIA DEPARTMENT OF FISH AND WILDLIFE	P1880100	4,896	
15.634	STATE WILDLIFE GRANTS		PASS-THROUGH	FLORIDA FISH AND WILDLIFE CONSERVATION COMMISSION	20006	49	
15.634	STATE WILDLIFE GRANTS Total					11,406	
15.650	RESEARCH GRANTS (GENERIC)		DIRECT	DEPARTMENT OF THE INTERIOR (DOI)		75,672	
15.650	RESEARCH GRANTS (GENERIC)		PASS-THROUGH	SOUTHWEST WETLANDS INTERPRETIVE ASSOCIATION	20181562	10,477	
15.650	RESEARCH GRANTS (GENERIC) Total					86,149	
15.654	NATIONAL WILDLIFE REFUGE SYSTEM ENHANCEMENTS		DIRECT	DEPARTMENT OF THE INTERIOR (DOI)		1,689	
15.654	NATIONAL WILDLIFE REFUGE SYSTEM ENHANCEMENTS Total				VARIOUS	1,689	
15.657	ENDANGERED SPECIES RECOVERY IMPLEMENTATION		DIRECT	DEPARTMENT OF THE INTERIOR (DOI)		357,066	16,781
15.657	ENDANGERED SPECIES RECOVERY IMPLEMENTATION		PASS-THROUGH	ZOOLOGICAL SOCIETY OF SAN DIEGO	20211154	24,929	
15.657	ENDANGERED SPECIES RECOVERY IMPLEMENTATION Total					381,995	16,781
15.660	CANDIDATE SPECIES CONSERVATION		DIRECT	DEPARTMENT OF THE INTERIOR (DOI)		42,006	
15.660	CANDIDATE SPECIES CONSERVATION Total					42,006	
15.663	NFWF-USFWS CONSERVATION PARTNERSHIP		PASS-THROUGH	TROUT UNLIMITED		50,594	
15.663	NFWF-USFWS CONSERVATION PARTNERSHIP Total				20162013	50,594	
15.664	FISH AND WILDLIFE COORDINATION AND ASSISTANCE		DIRECT	DEPARTMENT OF THE INTERIOR (DOI)		40,641	
15.664	FISH AND WILDLIFE COORDINATION AND ASSISTANCE Total				VARIOUS	40,641	
15.678	COOPERATIVE ECOSYSTEM STUDIES UNITS		DIRECT	DEPARTMENT OF THE INTERIOR (DOI)		1,637,726	
15.678	COOPERATIVE ECOSYSTEM STUDIES UNITS Total				VARIOUS	1,637,726	
15.683	PRESCOTT MARINE MAMMAL RESCUE ASSISTANCE		DIRECT	DEPARTMENT OF THE INTERIOR (DOI)		60,692	



**University of California**  
**Schedule of Expenditures of Federal Awards**

*For the Fiscal Year Ended  
June 30, 2021  
(Expressed in whole dollars)*

**Research And Development Cluster**

Assistance Listing Number	Federal Program Title	Additional Award Identification	Direct / Pass-Through	Agency or Pass-Through Entity	Pass-Through No. or Other Identifier	Federal Expenditures	Passed-Through to Subrecipients
15.683	PRESCOTT MARINE MAMMAL RESCUE ASSISTANCE Total					60,692	
15.805	ASSISTANCE TO STATE WATER RESOURCES RESEARCH INSTITUTES		DIRECT	DEPARTMENT OF THE INTERIOR (DOI)		95,799	
15.805	ASSISTANCE TO STATE WATER RESOURCES RESEARCH INSTITUTES Total				VARIOUS	95,799	
15.807	EARTHQUAKE HAZARDS PROGRAM ASSISTANCE		DIRECT	DEPARTMENT OF THE INTERIOR (DOI)		2,030,982	
15.807	EARTHQUAKE HAZARDS PROGRAM ASSISTANCE		PASS-THROUGH	UNIVERSITY OF SOUTHERN CALIFORNIA	118062867-CYC1	21,387	
15.807	EARTHQUAKE HAZARDS PROGRAM ASSISTANCE		PASS-THROUGH	UNIVERSITY OF SOUTHERN CALIFORNIA	118063052	2,438	
15.807	EARTHQUAKE HAZARDS PROGRAM ASSISTANCE		PASS-THROUGH	UNIVERSITY OF SOUTHERN CALIFORNIA	131436635	49,529	
15.807	EARTHQUAKE HAZARDS PROGRAM ASSISTANCE		PASS-THROUGH	UNIVERSITY OF SOUTHERN CALIFORNIA	131436635:1	35,043	
15.807	EARTHQUAKE HAZARDS PROGRAM ASSISTANCE		PASS-THROUGH	UNIVERSITY OF SOUTHERN CALIFORNIA	131436659	12,420	
15.807	EARTHQUAKE HAZARDS PROGRAM ASSISTANCE		PASS-THROUGH	UNIVERSITY OF SOUTHERN CALIFORNIA	131436680	24,000	
15.807	EARTHQUAKE HAZARDS PROGRAM ASSISTANCE		PASS-THROUGH	UNIVERSITY OF SOUTHERN CALIFORNIA	131436680	51,704	
15.807	EARTHQUAKE HAZARDS PROGRAM ASSISTANCE Total				131436716	2,227,504	
15.808	U.S. GEOLOGICAL SURVEY RESEARCH AND DATA COLLECTION		DIRECT	DEPARTMENT OF THE INTERIOR (DOI)		4,872,176	14,193
15.808	U.S. GEOLOGICAL SURVEY RESEARCH AND DATA COLLECTION Total				VARIOUS	4,872,176	14,193
15.810	NATIONAL COOPERATIVE GEOLOGIC MAPPING		DIRECT	DEPARTMENT OF THE INTERIOR (DOI)		2,527	
15.810	NATIONAL COOPERATIVE GEOLOGIC MAPPING Total				VARIOUS	2,527	
15.815	NATIONAL LAND REMOTE SENSING EDUCATION OUTREACH AND RESEARCH		PASS-THROUGH	AMERICAVIEW, INC.		28,256	
15.815	NATIONAL LAND REMOTE SENSING EDUCATION OUTREACH AND RESEARCH Total				AV18-CA-01	28,256	
15.820	NATIONAL AND REGIONAL CLIMATE ADAPTATION SCIENCE CENTERS		PASS-THROUGH	OCEANS INITIATIVE	A20-0558-001	21,689	
15.820	NATIONAL AND REGIONAL CLIMATE ADAPTATION SCIENCE CENTERS		PASS-THROUGH	UNIVERSITY OF ARIZONA	419572	11,389	7,590
15.820	NATIONAL AND REGIONAL CLIMATE ADAPTATION SCIENCE CENTERS		PASS-THROUGH	UNIVERSITY OF ARIZONA	478582	178,307	
15.820	NATIONAL AND REGIONAL CLIMATE ADAPTATION SCIENCE CENTERS		PASS-THROUGH	UNIVERSITY OF ARIZONA	485764:1	87,244	
15.820	NATIONAL AND REGIONAL CLIMATE ADAPTATION SCIENCE CENTERS		PASS-THROUGH	UNIVERSITY OF ARIZONA	515664	49,417	
15.820	NATIONAL AND REGIONAL CLIMATE ADAPTATION SCIENCE CENTERS		PASS-THROUGH	UNIVERSITY OF ARIZONA	G18AC00320	141,482	
15.820	NATIONAL AND REGIONAL CLIMATE ADAPTATION SCIENCE CENTERS		PASS-THROUGH	UNIVERSITY OF ARIZONA	G19AC00128	72,358	
15.820	NATIONAL AND REGIONAL CLIMATE ADAPTATION SCIENCE CENTERS		PASS-THROUGH	UNIVERSITY OF ARIZONA	G19AP00038	119,191	
15.820	NATIONAL AND REGIONAL CLIMATE ADAPTATION SCIENCE CENTERS Total					681,078	7,590
15.904	HISTORIC PRESERVATION FUND GRANTS-IN-AID		PASS-THROUGH	CALIFORNIA PARKS AND RECREATION, DEPARTMENT OF	C8964512	957	
15.904	HISTORIC PRESERVATION FUND GRANTS-IN-AID		PASS-THROUGH	CALIFORNIA PARKS AND RECREATION, DEPARTMENT OF	C8964513	929	
15.904	HISTORIC PRESERVATION FUND GRANTS-IN-AID Total					1,886	
15.923	NATIONAL CENTER FOR PRESERVATION TECHNOLOGY AND TRAINING		DIRECT	DEPARTMENT OF THE INTERIOR (DOI)		6,972	
15.923	NATIONAL CENTER FOR PRESERVATION TECHNOLOGY AND TRAINING Total				VARIOUS	6,972	
15.945	COOPERATIVE RESEARCH AND TRAINING PROGRAMS -- RESOURCES OF THE NATIONAL PARK SYSTEM		DIRECT	DEPARTMENT OF THE INTERIOR (DOI)		2,051,714	32,863
15.945	COOPERATIVE RESEARCH AND TRAINING PROGRAMS -- RESOURCES OF THE NATIONAL PARK SYSTEM		PASS-THROUGH	COOPERATIVE ECOSYSTEM STUDIES UNITS		71,090	
15.945	COOPERATIVE RESEARCH AND TRAINING PROGRAMS -- RESOURCES OF THE NATIONAL PARK SYSTEM Total				P13AC00676	2,122,804	32,863
15.RD			DIRECT	DEPARTMENT OF THE INTERIOR (DOI)	050201	127,650	
15.RD			DIRECT	DEPARTMENT OF THE INTERIOR (DOI)	140E0120C0004	150,806	15,929
15.RD			DIRECT	DEPARTMENT OF THE INTERIOR (DOI)	140G0320P0355	45,299	
15.RD			DIRECT	DEPARTMENT OF THE INTERIOR (DOI)	140L0619P0042	56,508	
15.RD			DIRECT	DEPARTMENT OF THE INTERIOR (DOI)	20-JV-11272167-021	4,301	
15.RD			DIRECT	DEPARTMENT OF THE INTERIOR (DOI)	4500151207	55,882	
15.RD			DIRECT	DEPARTMENT OF THE INTERIOR (DOI)	F16PX02290	12,606	
15.RD			DIRECT	DEPARTMENT OF THE INTERIOR (DOI)	G16PX00270	15,832	
15.RD			DIRECT	DEPARTMENT OF THE INTERIOR (DOI)	IPA - ETACIROGLU	23,204	
15.RD			DIRECT	DEPARTMENT OF THE INTERIOR (DOI)	IPA - FABAZARSA	27,383	
15.RD			DIRECT	DEPARTMENT OF THE INTERIOR (DOI)	IPA - SEYEDGHAHARI	113,196	
15.RD			DIRECT	DEPARTMENT OF THE INTERIOR (DOI)	IPA - ZKANGSHEN	21,520	
15.RD			DIRECT	DEPARTMENT OF THE INTERIOR (DOI)	R16PC00029	54,668	
15.RD			DIRECT	DEPARTMENT OF THE INTERIOR (DOI)	Y20-5276	7,819	
15.RD			PASS-THROUGH	CALIFORNIA DEPARTMENT OF FISH AND WILDLIFE		19,095	
15.RD			PASS-THROUGH	CALIFORNIA DIVISION OF BOATING AND WATERWAYS	011344	169,702	
15.RD			PASS-THROUGH	INTERNATIONAL BUSINESS MACHINES CORPORATION	C1370030	5,667	
15.RD			PASS-THROUGH	INTERNATIONAL BUSINESS MACHINES CORPORATION	CSA # 3495	88,776	
15.RD			PASS-THROUGH	METRO LASER	4918005468	55,652	
15.RD			PASS-THROUGH	NATIONAL FISH AND WILDLIFE FOUNDATION	UCI26DI02	(357)	
15.RD			PASS-THROUGH	UNIVERSITY OF COLORADO SYSTEM	USDI-58092	17,950	
15.RD	Total				CUB-20111	1,073,160	15,929
16.026	OVW RESEARCH AND EVALUATION PROGRAM		DIRECT	DEPARTMENT OF JUSTICE (DOJ)		(8,350)	
16.026	OVW RESEARCH AND EVALUATION PROGRAM Total				VARIOUS	(8,350)	
16.123	COMMUNITY-BASED VIOLENCE PREVENTION PROGRAM		PASS-THROUGH	RESEARCH FOUNDATION CUNY, CITY UNIVERSITY OF NEW YORK		(1,673)	
16.123	COMMUNITY-BASED VIOLENCE PREVENTION PROGRAM Total				DOJ 49274	(1,673)	

**University of California**  
**Schedule of Expenditures of Federal Awards**

*For the Fiscal Year Ended  
June 30, 2021  
(Expressed in whole dollars)*

**Research And Development Cluster**

Assistance Listing Number	Federal Program Title	Additional Award Identification	Direct / Pass-Through	Agency or Pass-Through Entity	Pass-Through No. or Other Identifier	Federal Expenditures	Passed-Through to Subrecipients
16.525	GRANTS TO REDUCE DOMESTIC VIOLENCE, DATING VIOLENCE, SEXUAL ASSAULT, AND STALKING ON CAMPUS		DIRECT	DEPARTMENT OF JUSTICE (DOJ)		133,674	
16.525	GRANTS TO REDUCE DOMESTIC VIOLENCE, DATING VIOLENCE, SEXUAL ASSAULT, AND STALKING ON CAMPUS Total				VARIOUS	133,674	
16.526	OVW TECHNICAL ASSISTANCE INITIATIVE		DIRECT	DEPARTMENT OF JUSTICE (DOJ)	VARIOUS	51,308	
16.526	OVW TECHNICAL ASSISTANCE INITIATIVE Total					51,308	
16.560	NATIONAL INSTITUTE OF JUSTICE RESEARCH, EVALUATION, AND DEVELOPMENT PROJECT GRANTS		DIRECT	DEPARTMENT OF JUSTICE (DOJ)		1,922,731	663,419
16.560	NATIONAL INSTITUTE OF JUSTICE RESEARCH, EVALUATION, AND DEVELOPMENT PROJECT GRANTS		PASS-THROUGH	COLORADO STATE UNIVERSITY	VARIOUS	23	
16.560	NATIONAL INSTITUTE OF JUSTICE RESEARCH, EVALUATION, AND DEVELOPMENT PROJECT GRANTS		PASS-THROUGH	JUSTICE AND SECURITY STRATEGIES, INC.	SUB G-75544-01 (2016-DN-BX-419	25,160	
16.560	NATIONAL INSTITUTE OF JUSTICE RESEARCH, EVALUATION, AND DEVELOPMENT PROJECT GRANTS		PASS-THROUGH	UNIVERSITY OF NEBRASKA	2018-75-CX-0003	1,109	
16.560	NATIONAL INSTITUTE OF JUSTICE RESEARCH, EVALUATION, AND DEVELOPMENT PROJECT GRANTS		PASS-THROUGH	UNIVERSITY OF PITTSBURGH	45-0306-1029-202-CYC1	34,068	
16.560	NATIONAL INSTITUTE OF JUSTICE RESEARCH, EVALUATION, AND DEVELOPMENT PROJECT GRANTS Total				SUB CNVA00059288 (413841-5) (2	1,983,092	663,419
16.566	NATIONAL INSTITUTE OF JUSTICE W.E.B. DUBOIS FELLOWSHIP PROGRAM		DIRECT	DEPARTMENT OF JUSTICE (DOJ)	VARIOUS	(16,773)	
16.566	NATIONAL INSTITUTE OF JUSTICE W.E.B. DUBOIS FELLOWSHIP PROGRAM Total					(16,773)	
16.575	CRIME VICTIM ASSISTANCE		PASS-THROUGH	CALIFORNIA GOVERNOR'S OFFICE OF EMERGENCY SERVICES	2017VAGX0084	159,049	
16.575	CRIME VICTIM ASSISTANCE Total					159,049	
16.590	GRANTS TO ENCOURAGE ARREST POLICIES AND ENFORCEMENT OF PROTECTION ORDERS PROGRAM		PASS-THROUGH	CONTRA COSTA COUNTY		122,937	
16.590	GRANTS TO ENCOURAGE ARREST POLICIES AND ENFORCEMENT OF PROTECTION ORDERS PROGRAM Total				20-084-0	122,937	
16.754	HAROLD ROGERS PRESCRIPTION DRUG MONITORING PROGRAM		DIRECT	DEPARTMENT OF JUSTICE (DOJ)		354,543	28,943
16.754	HAROLD ROGERS PRESCRIPTION DRUG MONITORING PROGRAM Total				VARIOUS	354,543	28,943
16.RD	Total		PASS-THROUGH	LOS ANGELES POLICE FOUNDATION	20144647	(27,007)	
16.RD	Total					(27,007)	
17.268	H-1B JOB TRAINING GRANTS		DIRECT	DEPARTMENT OF LABOR (DOL)	VARIOUS	973,848	430,630
17.268	H-1B JOB TRAINING GRANTS Total					973,848	430,630
17.401	INTERNATIONAL LABOR PROGRAMS		DIRECT	DEPARTMENT OF LABOR (DOL)	VARIOUS	174,911	
17.401	INTERNATIONAL LABOR PROGRAMS Total					174,911	
17.502	OCCUPATIONAL SAFETY AND HEALTH SUSAN HARWOOD TRAINING GRANTS		DIRECT	DEPARTMENT OF LABOR (DOL)		51,187	
17.502	OCCUPATIONAL SAFETY AND HEALTH SUSAN HARWOOD TRAINING GRANTS Total				VARIOUS	51,187	
19.025	U.S. AMBASSADORS FUND FOR CULTURAL PRESERVATION		DIRECT	DEPARTMENT OF STATE		1,671	
19.025	U.S. AMBASSADORS FUND FOR CULTURAL PRESERVATION Total				VARIOUS	1,671	
19.221	REGIONAL DEMOCRACY PROGRAM		DIRECT	DEPARTMENT OF STATE	VARIOUS	259,603	
19.221	REGIONAL DEMOCRACY PROGRAM Total					259,603	
19.345	INTERNATIONAL PROGRAMS TO SUPPORT DEMOCRACY, HUMAN RIGHTS AND LABOR		DIRECT	DEPARTMENT OF STATE		112,177	
19.345	INTERNATIONAL PROGRAMS TO SUPPORT DEMOCRACY, HUMAN RIGHTS AND LABOR		PASS-THROUGH	THE TOR PROJECT INC.	VARIOUS	149,535	
19.345	INTERNATIONAL PROGRAMS TO SUPPORT DEMOCRACY, HUMAN RIGHTS AND LABOR Total				30075203	261,712	
19.415	PROFESSIONAL AND CULTURAL EXCHANGE PROGRAMS - CITIZEN EXCHANGES		PASS-THROUGH	ASPEN INSTITUTE		(321)	
19.415	PROFESSIONAL AND CULTURAL EXCHANGE PROGRAMS - CITIZEN EXCHANGES Total				043925	(321)	
19.700	GENERAL DEPARTMENT OF STATE ASSISTANCE		PASS-THROUGH	COMMISSION OF INTERNATIONAL JUSTICE AND ACCOUNTABILITY	048239	82,907	
19.700	GENERAL DEPARTMENT OF STATE ASSISTANCE Total					82,907	
19.705	TRANS-NATIONAL CRIME		DIRECT	DEPARTMENT OF STATE	VARIOUS	18,049	
19.705	TRANS-NATIONAL CRIME Total					18,049	
19.RD	Total		DIRECT	DEPARTMENT OF STATE	19AQMM19P1591	70,030	
19.RD	Total		PASS-THROUGH	DEPARTMENT OF STATE INCORPORATED RESEARCH INSTITUTIONS FOR SEISMOLOGY	SC-19-1098-01-UCSD	(969)	
19.RD	Total					69,062	
20.108	AVIATION RESEARCH GRANTS		DIRECT	DEPARTMENT OF TRANSPORTATION (DOT)	VARIOUS	20,299	
20.108	AVIATION RESEARCH GRANTS Total					20,299	
20.109	AIR TRANSPORTATION CENTERS OF EXCELLENCE		DIRECT	DEPARTMENT OF TRANSPORTATION (DOT)		122,651	
20.109	AIR TRANSPORTATION CENTERS OF EXCELLENCE		PASS-THROUGH	MASSACHUSETTS INSTITUTE OF TECHNOLOGY	VARIOUS	27,057	
20.109	AIR TRANSPORTATION CENTERS OF EXCELLENCE Total				S5171 - PO 523807	149,708	
20.200	HIGHWAY RESEARCH AND DEVELOPMENT PROGRAM		DIRECT	DEPARTMENT OF TRANSPORTATION (DOT)	VARIOUS	276,512	70,051
20.200	HIGHWAY RESEARCH AND DEVELOPMENT PROGRAM		PASS-THROUGH	CONTRA COSTA TRANSPORTATION AUTHORITY	549	51,792	
20.200	HIGHWAY RESEARCH AND DEVELOPMENT PROGRAM		PASS-THROUGH	MINNESOTA DEPARTMENT OF TRANSPORTATION	1034818	102,198	
20.200	HIGHWAY RESEARCH AND DEVELOPMENT PROGRAM Total					430,502	70,051
20.215	HIGHWAY TRAINING AND EDUCATION		DIRECT	DEPARTMENT OF TRANSPORTATION (DOT)	VARIOUS	120,785	
20.215	HIGHWAY TRAINING AND EDUCATION Total					120,785	
20.232	COMMERCIAL DRIVER'S LICENSE PROGRAM IMPLEMENTATION GRANT		PASS-THROUGH	UNIVERSITY OF CINCINNATI	013289-002	31,484	
20.232	COMMERCIAL DRIVER'S LICENSE PROGRAM IMPLEMENTATION GRANT Total					31,484	
20.301	RAILROAD SAFETY		DIRECT	DEPARTMENT OF TRANSPORTATION (DOT)	VARIOUS	(9)	
20.301	RAILROAD SAFETY Total					(9)	
20.301	COVID-19 - RAILROAD SAFETY	COVID-19	DIRECT	DEPARTMENT OF TRANSPORTATION (DOT)	VARIOUS	65,335	
20.301	COVID-19 - RAILROAD SAFETY Total					65,335	

**University of California**  
**Schedule of Expenditures of Federal Awards**

For the Fiscal Year Ended  
June 30, 2021  
(Expressed in whole dollars)

**Research And Development Cluster**

Assistance Listing Number	Federal Program Title	Additional Award Identification	Direct / Pass-Through	Agency or Pass-Through Entity	Pass-Through No. or Other Identifier	Federal Expenditures	Passed-Through to Subrecipients
20.505	METROPOLITAN TRANSPORTATION PLANNING AND STATE AND NON-METROPOLITAN PLANNING AND RESEARCH		PASS-THROUGH	SOUTHERN CALIFORNIA ASSOCIATION OF GOVERNMENTS		(1,881)	
20.505	METROPOLITAN TRANSPORTATION PLANNING AND STATE AND NON-METROPOLITAN PLANNING AND RESEARCH - Total				M-033-18	(1,881)	
20.514	PUBLIC TRANSPORTATION RESEARCH, TECHNICAL ASSISTANCE, AND TRAINING		PASS-THROUGH	ENO TRANSPORTATION FOUNDATION INC.	20183987	3,220	
20.514	PUBLIC TRANSPORTATION RESEARCH, TECHNICAL ASSISTANCE, AND TRAINING - Total					3,220	
20.701	UNIVERSITY TRANSPORTATION CENTERS PROGRAM		DIRECT	DEPARTMENT OF TRANSPORTATION (DOT)	VARIOUS	3,239,746	1,608,603
20.701	UNIVERSITY TRANSPORTATION CENTERS PROGRAM		PASS-THROUGH	CORNELL UNIVERSITY	79841-10829	397,730	
20.701	UNIVERSITY TRANSPORTATION CENTERS PROGRAM		PASS-THROUGH	NORTHWESTERN UNIVERSITY	60057004UCB	21,450	
20.701	UNIVERSITY TRANSPORTATION CENTERS PROGRAM		PASS-THROUGH	TEXAS A&M UNIVERSITY - COLLEGE STATION	008768	80,889	
20.701	UNIVERSITY TRANSPORTATION CENTERS PROGRAM		PASS-THROUGH	UNIVERSITY OF NORTH CAROLINA SYSTEM	5106575	301,989	
20.701	UNIVERSITY TRANSPORTATION CENTERS PROGRAM		PASS-THROUGH	UNIVERSITY OF SOUTH FLORIDA	2117-9070-00-C	384,526	
20.701	UNIVERSITY TRANSPORTATION CENTERS PROGRAM		PASS-THROUGH	UNIVERSITY OF SOUTHERN CALIFORNIA	011587	98,019	
20.701	UNIVERSITY TRANSPORTATION CENTERS PROGRAM		PASS-THROUGH	UNIVERSITY OF SOUTHERN CALIFORNIA	011922	62,877	
20.701	UNIVERSITY TRANSPORTATION CENTERS PROGRAM		PASS-THROUGH	UNIVERSITY OF SOUTHERN CALIFORNIA	84377997.2	442,021	
20.701	UNIVERSITY TRANSPORTATION CENTERS PROGRAM		PASS-THROUGH	UNIVERSITY OF SOUTHERN CALIFORNIA	84381457	240,414	
20.701	UNIVERSITY TRANSPORTATION CENTERS PROGRAM - Total					5,269,663	1,608,603
20.723	PHMSA PIPELINE SAFETY RESEARCH AND DEVELOPMENT *OTHER TRANSACTION AGREEMENTS*		PASS-THROUGH	NORTHEAST GAS ASSOCIATION		2,074	
20.723	PHMSA PIPELINE SAFETY RESEARCH AND DEVELOPMENT *OTHER TRANSACTION AGREEMENTS* - Total				M2019-004	2,074	
20.724	PIPELINE SAFETY RESEARCH COMPETITIVE ACADEMIC AGREEMENT PROGRAM (CAAP)		DIRECT	DEPARTMENT OF TRANSPORTATION (DOT)		54,163	
20.724	PIPELINE SAFETY RESEARCH COMPETITIVE ACADEMIC AGREEMENT PROGRAM (CAAP) - Total				VARIOUS	54,163	
20.817	AIR EMISSIONS AND ENERGY INITIATIVE		DIRECT	DEPARTMENT OF TRANSPORTATION (DOT)	VARIOUS	37,661	
20.817	AIR EMISSIONS AND ENERGY INITIATIVE - Total					37,661	
20.RD			DIRECT	DEPARTMENT OF TRANSPORTATION (DOT)	693JJ320C000009	1,234,710	111,041
20.RD			DIRECT	DEPARTMENT OF TRANSPORTATION (DOT)	693JJ619C000008	119,824	
20.RD			DIRECT	DEPARTMENT OF TRANSPORTATION (DOT)	A17-0313	206	
20.RD			PASS-THROUGH	CALIFORNIA ASSOCIATION FOR COORDINATED TRANSPORTATION, INCOR	051370	5,991	
20.RD			PASS-THROUGH	CALTRANS CALIFORNIA DEPARTMENT OF TRANSPORTATION	65A0638	73,684	
20.RD			PASS-THROUGH	DUNLAP AND ASSOCIATES, INC.	A20-4440	233,755	
20.RD			PASS-THROUGH	ICF INTERNATIONAL, INC.	2006172042	18,361	
20.RD			PASS-THROUGH	KERN COUNCIL OF GOVERNMENTS	A20-3269	154,180	
20.RD			PASS-THROUGH	LEIDOS, INC.	4	1,330	
20.RD			PASS-THROUGH	LEIDOS, INC.	P010245021	60,418	
20.RD			PASS-THROUGH	LEIDOS, INC.	PS180038	125,166	
20.RD			PASS-THROUGH	SACRAMENTO AREA COUNCIL OF GOVERNMENTS	SACOG MASTER	58	
20.RD			PASS-THROUGH	SOUTHERN CALIFORNIA ASSOCIATION OF GOVERNMENTS	012342	27,626	
20.RD			PASS-THROUGH	SOUTHERN CALIFORNIA ASSOCIATION OF GOVERNMENTS	19-024-C01	74,898	
20.RD			PASS-THROUGH	UNIVERSITY OF MARYLAND	70973-Z9307201	(577)	
20.RD			PASS-THROUGH	UNIVERSITY OF MARYLAND	80060-Z9402201	31,297	
20.RD			PASS-THROUGH	UNIVERSITY OF MARYLAND	80932-Z9421202	49,299	
20.RD			PASS-THROUGH	UNIVERSITY OF MARYLAND	81465-Z9428201	41,477	
20.RD			PASS-THROUGH	UNIVERSITY OF MARYLAND	85022-Z9463201	79,891	
20.RD			PASS-THROUGH	UNIVERSITY OF MARYLAND	96323-Z9665201	114,303	
20.RD			PASS-THROUGH	UNIVERSITY OF MARYLAND	97305-Z9671201	21,805	
20.RD			PASS-THROUGH	UNIVERSITY OF SOUTHERN CALIFORNIA	124502334	64,243	
20.RD			PASS-THROUGH	UNIVERSITY OF SOUTHERN CALIFORNIA	134351675	76,628	
20.RD			PASS-THROUGH	UNIVERSITY OF SOUTHERN CALIFORNIA	65A0674-TO 007	(1,422)	
20.RD			PASS-THROUGH	UNIVERSITY OF SOUTHERN CALIFORNIA	84380215	204,135	
20.RD			PASS-THROUGH	UNIVERSITY OF UTAH	010851	29,558	
20.RD	Total					2,840,845	111,041
21.019	COVID-19 - CORONAVIRUS RELIEF FUND	COVID-19	PASS-THROUGH	CITY OF SANTA ANA	A-2020-158-36	1,041,184	
21.019	COVID-19 - CORONAVIRUS RELIEF FUND - Total					1,041,184	
21.RD	COVID-19	COVID-19	PASS-THROUGH	CHILDREN'S INSTITUTE, INC	20163887	99,490	
21.RD	COVID-19 - Total					99,490	
27.011	INTERGOVERNMENTAL PERSONNEL ACT (IPA) MOBILITY PROGRAM		DIRECT	DEPARTMENT OF VETERANS ADMINISTRATION	VARIOUS	112,362	
27.011	INTERGOVERNMENTAL PERSONNEL ACT (IPA) MOBILITY PROGRAM - Total					112,362	
39.RD			DIRECT	GENERAL SERVICES ADMINISTRATION	051489	827	
39.RD			DIRECT	GENERAL SERVICES ADMINISTRATION	IPA - JASCOOPER	44,759	
39.RD	Total					45,585	
43.001	SCIENCE		DIRECT	NATIONAL AERONAUTICS & SPACE ADMINISTRATION (NASA)	VARIOUS	51,101,954	6,439,542
43.001	SCIENCE		PASS-THROUGH	AEROSPACE CORPORATION	4600006620	21,612	
43.001	SCIENCE		PASS-THROUGH	ARIZONA STATE UNIVERSITY/TEMPE	009968	2,354	
43.001	SCIENCE		PASS-THROUGH	ARIZONA STATE UNIVERSITY/TEMPE	17-176	214	
43.001	SCIENCE		PASS-THROUGH	ARIZONA STATE UNIVERSITY/TEMPE	80NSSC19K0475	85,470	
43.001	SCIENCE		PASS-THROUGH	ARIZONA STATE UNIVERSITY/TEMPE	A16-0487-008	26,587	
43.001	SCIENCE		PASS-THROUGH	ARIZONA STATE UNIVERSITY/TEMPE	A17-0383-001	40,001	
43.001	SCIENCE		PASS-THROUGH	ARIZONA STATE UNIVERSITY/TEMPE	A19-0435-001	82,248	
43.001	SCIENCE		PASS-THROUGH	ARIZONA STATE UNIVERSITY/TEMPE	ASUB000000023	91,240	
43.001	SCIENCE		PASS-THROUGH	ASSOCIATION OF UNIVERSITIES FOR RESEARCH IN ASTRONOMY	007575	23,194	
43.001	SCIENCE		PASS-THROUGH	ASSOCIATION OF UNIVERSITIES FOR RESEARCH IN ASTRONOMY	010021	1,527	

University of California  
Schedule of Expenditures of Federal Awards

For the Fiscal Year Ended  
June 30, 2021  
(Expressed in whole dollars)

Research And Development Cluster

Assistance Listing Number	Federal Program Title	Additional Award Identification	Direct / Pass-Through	Agency or Pass-Through Entity	Pass-Through No. or Other Identifier	Federal Expenditures	Passed-Through to Subrecipients
43.001	SCIENCE		PASS-THROUGH	ASSOCIATION OF UNIVERSITIES FOR RESEARCH IN ASTRONOMY	010274	18,437	
43.001	SCIENCE		PASS-THROUGH	ASSOCIATION OF UNIVERSITIES FOR RESEARCH IN ASTRONOMY	010874	39,709	
43.001	SCIENCE		PASS-THROUGH	ASSOCIATION OF UNIVERSITIES FOR RESEARCH IN ASTRONOMY	011509	3,856	
43.001	SCIENCE		PASS-THROUGH	ASSOCIATION OF UNIVERSITIES FOR RESEARCH IN ASTRONOMY	A16-0354-001	15,800	
43.001	SCIENCE		PASS-THROUGH	ASSOCIATION OF UNIVERSITIES FOR RESEARCH IN ASTRONOMY	A17-0495-001	4,283	
43.001	SCIENCE		PASS-THROUGH	ASSOCIATION OF UNIVERSITIES FOR RESEARCH IN ASTRONOMY	A17-0530-001	32,055	
43.001	SCIENCE		PASS-THROUGH	ASSOCIATION OF UNIVERSITIES FOR RESEARCH IN ASTRONOMY	A17-0533-001	7,008	
43.001	SCIENCE		PASS-THROUGH	ASSOCIATION OF UNIVERSITIES FOR RESEARCH IN ASTRONOMY	A17-0539-002	4,996	
43.001	SCIENCE		PASS-THROUGH	ASSOCIATION OF UNIVERSITIES FOR RESEARCH IN ASTRONOMY	A17-0545-001	3,019	
43.001	SCIENCE		PASS-THROUGH	ASSOCIATION OF UNIVERSITIES FOR RESEARCH IN ASTRONOMY	A17-0548-001	(21,557)	
43.001	SCIENCE		PASS-THROUGH	ASSOCIATION OF UNIVERSITIES FOR RESEARCH IN ASTRONOMY	A18-0596-001	17,812	
43.001	SCIENCE		PASS-THROUGH	ASSOCIATION OF UNIVERSITIES FOR RESEARCH IN ASTRONOMY	A18-0610-001	109,920	
43.001	SCIENCE		PASS-THROUGH	ASSOCIATION OF UNIVERSITIES FOR RESEARCH IN ASTRONOMY	A18-0613-001	20,911	
43.001	SCIENCE		PASS-THROUGH	ASSOCIATION OF UNIVERSITIES FOR RESEARCH IN ASTRONOMY	A18-0623-001	7,356	
43.001	SCIENCE		PASS-THROUGH	ASSOCIATION OF UNIVERSITIES FOR RESEARCH IN ASTRONOMY	A18-0624-001	58,109	
43.001	SCIENCE		PASS-THROUGH	ASSOCIATION OF UNIVERSITIES FOR RESEARCH IN ASTRONOMY	A18-0626-001	54,211	
43.001	SCIENCE		PASS-THROUGH	ASSOCIATION OF UNIVERSITIES FOR RESEARCH IN ASTRONOMY	A18-0627-001	24,666	
43.001	SCIENCE		PASS-THROUGH	ASSOCIATION OF UNIVERSITIES FOR RESEARCH IN ASTRONOMY	A18-0628-001	3,240	
43.001	SCIENCE		PASS-THROUGH	ASSOCIATION OF UNIVERSITIES FOR RESEARCH IN ASTRONOMY	A18-0630-001	29,770	
43.001	SCIENCE		PASS-THROUGH	ASSOCIATION OF UNIVERSITIES FOR RESEARCH IN ASTRONOMY	A18-0796-001	566	
43.001	SCIENCE		PASS-THROUGH	ASSOCIATION OF UNIVERSITIES FOR RESEARCH IN ASTRONOMY	A19-0649-001	124,800	
43.001	SCIENCE		PASS-THROUGH	ASSOCIATION OF UNIVERSITIES FOR RESEARCH IN ASTRONOMY	A19-0690-001	25,403	
43.001	SCIENCE		PASS-THROUGH	ASSOCIATION OF UNIVERSITIES FOR RESEARCH IN ASTRONOMY	A19-0752-001	5,621	
43.001	SCIENCE		PASS-THROUGH	ASSOCIATION OF UNIVERSITIES FOR RESEARCH IN ASTRONOMY	A19-0757-001	17,112	
43.001	SCIENCE		PASS-THROUGH	ASSOCIATION OF UNIVERSITIES FOR RESEARCH IN ASTRONOMY	A19-0866-001	(185)	
43.001	SCIENCE		PASS-THROUGH	ASSOCIATION OF UNIVERSITIES FOR RESEARCH IN ASTRONOMY	A20-0419-001	14,062	
43.001	SCIENCE		PASS-THROUGH	ASSOCIATION OF UNIVERSITIES FOR RESEARCH IN ASTRONOMY	A20-0426-001	92,711	
43.001	SCIENCE		PASS-THROUGH	ASSOCIATION OF UNIVERSITIES FOR RESEARCH IN ASTRONOMY	A20-0568-001	1,864	
43.001	SCIENCE		PASS-THROUGH	ASSOCIATION OF UNIVERSITIES FOR RESEARCH IN ASTRONOMY	A20-0572-001	53,127	
43.001	SCIENCE		PASS-THROUGH	ASSOCIATION OF UNIVERSITIES FOR RESEARCH IN ASTRONOMY	A20-0573-001	80,358	
43.001	SCIENCE		PASS-THROUGH	ASSOCIATION OF UNIVERSITIES FOR RESEARCH IN ASTRONOMY	A20-0575-001	1,982	
43.001	SCIENCE		PASS-THROUGH	ASSOCIATION OF UNIVERSITIES FOR RESEARCH IN ASTRONOMY	A20-0576-001	49,464	
43.001	SCIENCE		PASS-THROUGH	ASSOCIATION OF UNIVERSITIES FOR RESEARCH IN ASTRONOMY	A20-0577-001	(2,186)	
43.001	SCIENCE		PASS-THROUGH	ASSOCIATION OF UNIVERSITIES FOR RESEARCH IN ASTRONOMY	A20-0587-001	32,580	
43.001	SCIENCE		PASS-THROUGH	ASSOCIATION OF UNIVERSITIES FOR RESEARCH IN ASTRONOMY	A20-0588-001	17,112	
43.001	SCIENCE		PASS-THROUGH	ASSOCIATION OF UNIVERSITIES FOR RESEARCH IN ASTRONOMY	A20-0662-001	12,195	
43.001	SCIENCE		PASS-THROUGH	ASSOCIATION OF UNIVERSITIES FOR RESEARCH IN ASTRONOMY	A20-0717-001	35,258	
43.001	SCIENCE		PASS-THROUGH	ASSOCIATION OF UNIVERSITIES FOR RESEARCH IN ASTRONOMY	A20-0750-001	21,720	
43.001	SCIENCE		PASS-THROUGH	ASSOCIATION OF UNIVERSITIES FOR RESEARCH IN ASTRONOMY	A21-0315-001	20,369	
43.001	SCIENCE		PASS-THROUGH	ASSOCIATION OF UNIVERSITIES FOR RESEARCH IN ASTRONOMY	A21-0411-001	74,829	
43.001	SCIENCE		PASS-THROUGH	ASSOCIATION OF UNIVERSITIES FOR RESEARCH IN ASTRONOMY	A21-0541-001	80,880	
43.001	SCIENCE		PASS-THROUGH	ASSOCIATION OF UNIVERSITIES FOR RESEARCH IN ASTRONOMY	A21-0552-001	98,834	
43.001	SCIENCE		PASS-THROUGH	ASSOCIATION OF UNIVERSITIES FOR RESEARCH IN ASTRONOMY	A21-0561-001	(6)	
43.001	SCIENCE		PASS-THROUGH	ASSOCIATION OF UNIVERSITIES FOR RESEARCH IN ASTRONOMY	HST-AR-15026.002-A	(188)	
43.001	SCIENCE		PASS-THROUGH	ASSOCIATION OF UNIVERSITIES FOR RESEARCH IN ASTRONOMY	HST-AR-15801.001-A	98,765	
43.001	SCIENCE		PASS-THROUGH	ASSOCIATION OF UNIVERSITIES FOR RESEARCH IN ASTRONOMY	HST-AR-15809.001-A	54,579	
43.001	SCIENCE		PASS-THROUGH	ASSOCIATION OF UNIVERSITIES FOR RESEARCH IN ASTRONOMY	HST-AR-16143.001-A	30,631	
43.001	SCIENCE		PASS-THROUGH	ASSOCIATION OF UNIVERSITIES FOR RESEARCH IN ASTRONOMY	HST-GO-13459.017-A:3	(30)	
43.001	SCIENCE		PASS-THROUGH	ASSOCIATION OF UNIVERSITIES FOR RESEARCH IN ASTRONOMY	HSTGO13875002A	4,911	
43.001	SCIENCE		PASS-THROUGH	ASSOCIATION OF UNIVERSITIES FOR RESEARCH IN ASTRONOMY	HST-GO-14044.001-A	(67)	
43.001	SCIENCE		PASS-THROUGH	ASSOCIATION OF UNIVERSITIES FOR RESEARCH IN ASTRONOMY	HST-GO-14610.015-A	14,500	
43.001	SCIENCE		PASS-THROUGH	ASSOCIATION OF UNIVERSITIES FOR RESEARCH IN ASTRONOMY	HST-GO-14668.001-A	(147)	
43.001	SCIENCE		PASS-THROUGH	ASSOCIATION OF UNIVERSITIES FOR RESEARCH IN ASTRONOMY	HST-GO-14744.002-A	5,654	
43.001	SCIENCE		PASS-THROUGH	ASSOCIATION OF UNIVERSITIES FOR RESEARCH IN ASTRONOMY	HST-GO-14922.003-A	648	

**University of California**  
**Schedule of Expenditures of Federal Awards**

*For the Fiscal Year Ended*  
*June 30, 2021*  
*(Expressed in whole dollars)*

**Research And Development Cluster**

Assistance Listing Number	Federal Program Title	Additional Award Identification	Direct / Pass-Through	Agency or Pass-Through Entity	Pass-Through No. or Other Identifier	Federal Expenditures	Passed-Through to Subrecipients
43.001	SCIENCE		PASS-THROUGH	ASSOCIATION OF UNIVERSITIES FOR RESEARCH IN ASTRONOMY	HST-GO-15077.001-A	3,526	
43.001	SCIENCE		PASS-THROUGH	ASSOCIATION OF UNIVERSITIES FOR RESEARCH IN ASTRONOMY	HST-GO-15096.003-A:1	301	
43.001	SCIENCE		PASS-THROUGH	ASSOCIATION OF UNIVERSITIES FOR RESEARCH IN ASTRONOMY	HST-GO-15115.002-A	5,491	
43.001	SCIENCE		PASS-THROUGH	ASSOCIATION OF UNIVERSITIES FOR RESEARCH IN ASTRONOMY	HST-GO-15199.001-A	71,097	
43.001	SCIENCE		PASS-THROUGH	ASSOCIATION OF UNIVERSITIES FOR RESEARCH IN ASTRONOMY	HST-GO-15212.007-A	93,493	
43.001	SCIENCE		PASS-THROUGH	ASSOCIATION OF UNIVERSITIES FOR RESEARCH IN ASTRONOMY	HST-GO-15213.002-A	11,454	
43.001	SCIENCE		PASS-THROUGH	ASSOCIATION OF UNIVERSITIES FOR RESEARCH IN ASTRONOMY	HST-GO-15226.002-A	30,076	
43.001	SCIENCE		PASS-THROUGH	ASSOCIATION OF UNIVERSITIES FOR RESEARCH IN ASTRONOMY	HST-GO-15265.002-A	5,457	
43.001	SCIENCE		PASS-THROUGH	ASSOCIATION OF UNIVERSITIES FOR RESEARCH IN ASTRONOMY	HST-GO-15287.001-A	52,491	
43.001	SCIENCE		PASS-THROUGH	ASSOCIATION OF UNIVERSITIES FOR RESEARCH IN ASTRONOMY	HST-GO-15320.001-A	39,192	
43.001	SCIENCE		PASS-THROUGH	ASSOCIATION OF UNIVERSITIES FOR RESEARCH IN ASTRONOMY	HST-GO-15328.002-A	15,775	
43.001	SCIENCE		PASS-THROUGH	ASSOCIATION OF UNIVERSITIES FOR RESEARCH IN ASTRONOMY	HST-GO-15342.001-A	14,542	
43.001	SCIENCE		PASS-THROUGH	ASSOCIATION OF UNIVERSITIES FOR RESEARCH IN ASTRONOMY	HST-GO-15343.001-A	1,514	
43.001	SCIENCE		PASS-THROUGH	ASSOCIATION OF UNIVERSITIES FOR RESEARCH IN ASTRONOMY	HST-GO-15344.001-A	(46)	
43.001	SCIENCE		PASS-THROUGH	ASSOCIATION OF UNIVERSITIES FOR RESEARCH IN ASTRONOMY	HST-GO-15423-001	657	
43.001	SCIENCE		PASS-THROUGH	ASSOCIATION OF UNIVERSITIES FOR RESEARCH IN ASTRONOMY	HST-GO-15471.001-A:2	35,860	
43.001	SCIENCE		PASS-THROUGH	ASSOCIATION OF UNIVERSITIES FOR RESEARCH IN ASTRONOMY	HST-GO-15481.002-A	27,099	
43.001	SCIENCE		PASS-THROUGH	ASSOCIATION OF UNIVERSITIES FOR RESEARCH IN ASTRONOMY	HST-GO-15623.002-A	20,475	
43.001	SCIENCE		PASS-THROUGH	ASSOCIATION OF UNIVERSITIES FOR RESEARCH IN ASTRONOMY	HST-GO-15652.001-A	37,585	
43.001	SCIENCE		PASS-THROUGH	ASSOCIATION OF UNIVERSITIES FOR RESEARCH IN ASTRONOMY	HST-GO-15706.002-A	56,578	
43.001	SCIENCE		PASS-THROUGH	ASSOCIATION OF UNIVERSITIES FOR RESEARCH IN ASTRONOMY	HST-GO-15902.004-A	15,457	
43.001	SCIENCE		PASS-THROUGH	ASSOCIATION OF UNIVERSITIES FOR RESEARCH IN ASTRONOMY	HST-GO-15902.033-A	23,465	
43.001	SCIENCE		PASS-THROUGH	ASSOCIATION OF UNIVERSITIES FOR RESEARCH IN ASTRONOMY	HST-GO-15910.002-A	35,987	
43.001	SCIENCE		PASS-THROUGH	ASSOCIATION OF UNIVERSITIES FOR RESEARCH IN ASTRONOMY	HST-GO-15919.007-A	18,744	
43.001	SCIENCE		PASS-THROUGH	ASSOCIATION OF UNIVERSITIES FOR RESEARCH IN ASTRONOMY	HST-GO-15923.002-A	33,430	
43.001	SCIENCE		PASS-THROUGH	ASSOCIATION OF UNIVERSITIES FOR RESEARCH IN ASTRONOMY	HST-GO-15972.001-A	1,424	
43.001	SCIENCE		PASS-THROUGH	ASSOCIATION OF UNIVERSITIES FOR RESEARCH IN ASTRONOMY	HST-GO-15973.001-A	39,020	
43.001	SCIENCE		PASS-THROUGH	ASSOCIATION OF UNIVERSITIES FOR RESEARCH IN ASTRONOMY	HST-GO-16004.001-A	39,597	
43.001	SCIENCE		PASS-THROUGH	ASSOCIATION OF UNIVERSITIES FOR RESEARCH IN ASTRONOMY	HST-GO-16009.001-A	61,939	
43.001	SCIENCE		PASS-THROUGH	ASSOCIATION OF UNIVERSITIES FOR RESEARCH IN ASTRONOMY	HST-GO-16032.006-A	9,996	
43.001	SCIENCE		PASS-THROUGH	ASSOCIATION OF UNIVERSITIES FOR RESEARCH IN ASTRONOMY	HST-GO-16041.001-A	4,068	
43.001	SCIENCE		PASS-THROUGH	ASSOCIATION OF UNIVERSITIES FOR RESEARCH IN ASTRONOMY	HST-GO-16087.001-A	1,700	
43.001	SCIENCE		PASS-THROUGH	ASSOCIATION OF UNIVERSITIES FOR RESEARCH IN ASTRONOMY	HSTGO16297.002A	21,003	
43.001	SCIENCE		PASS-THROUGH	ASSOCIATION OF UNIVERSITIES FOR RESEARCH IN ASTRONOMY	HST-GO-16309.001-A	928	
43.001	SCIENCE		PASS-THROUGH	ASSOCIATION OF UNIVERSITIES FOR RESEARCH IN ASTRONOMY	JWST-ERS-01324.001-A:1	53,112	
43.001	SCIENCE		PASS-THROUGH	AUBURN UNIVERSITY	17-PHYS-209378-UCLA:2	12,039	
43.001	SCIENCE		PASS-THROUGH	BAY AREA RESEARCH CORPORATION	047819	38,936	
43.001	SCIENCE		PASS-THROUGH	BAYLOR COLLEGE OF MEDICINE	010481	157,803	
43.001	SCIENCE		PASS-THROUGH	BERMUDA INSTITUTE OF OCEAN SCIENCES	154444UCSB	(181)	
43.001	SCIENCE		PASS-THROUGH	BIGELOW LABORATORY FOR OCEAN SCIENCES	BLOS 17-001	320	
43.001	SCIENCE		PASS-THROUGH	BLUE MARBLE SPACE	009672	37,083	
43.001	SCIENCE		PASS-THROUGH	BOISE STATE UNIVERSITY	8974-PO137171:1	235,305	
43.001	SCIENCE		PASS-THROUGH	BOSTON UNIVERSITY	4500002617:002	48,377	
43.001	SCIENCE		PASS-THROUGH	BOSTON UNIVERSITY	4500003664	1,560	
43.001	SCIENCE		PASS-THROUGH	CALIFORNIA INSTITUTE OF TECHNOLOGY	011169	63,227	
43.001	SCIENCE		PASS-THROUGH	CALIFORNIA INSTITUTE OF TECHNOLOGY	80NSSC19M0129	92,738	
43.001	SCIENCE		PASS-THROUGH	CALIFORNIA INSTITUTE OF TECHNOLOGY	S390588:02	92,712	
43.001	SCIENCE		PASS-THROUGH	CALIFORNIA INSTITUTE OF TECHNOLOGY	S437620	35,810	
43.001	SCIENCE		PASS-THROUGH	CALIFORNIA STATE UNIVERSITY SAN MARCOS CORPORATION	92329/85142 - UCSB	11,995	
43.001	SCIENCE		PASS-THROUGH	CLEMSON UNIVERSITY	2151-204-2013427	304,005	
43.001	SCIENCE		PASS-THROUGH	CORNELL UNIVERSITY	73739-10510	46,567	
43.001	SCIENCE		PASS-THROUGH	DARTMOUTH COLLEGE	R1443	15,462	
43.001	SCIENCE		PASS-THROUGH	DREXEL UNIVERSITY	850059	61,016	
43.001	SCIENCE		PASS-THROUGH	DREXEL UNIVERSITY	950019	47,283	
43.001	SCIENCE		PASS-THROUGH	EARTH AND SPACE RESEARCH	ESR-2016-224-UCSD	42,447	
43.001	SCIENCE		PASS-THROUGH	FLORIDA GULF COAST UNIVERSITY	20113-UCB-01	22,054	
43.001	SCIENCE		PASS-THROUGH	GEORGIA INSTITUTE OF TECHNOLOGY	AWD-000836-G1	54,128	
43.001	SCIENCE		PASS-THROUGH	GEORGIA INSTITUTE OF TECHNOLOGY	AWD-102551-G4	129,938	
43.001	SCIENCE		PASS-THROUGH	GEORGIA INSTITUTE OF TECHNOLOGY	AWD-103070-G3	38,200	
43.001	SCIENCE		PASS-THROUGH	GEORGIA INSTITUTE OF TECHNOLOGY	RJ249-G2	80,210	
43.001	SCIENCE		PASS-THROUGH	JET PROPULSION LABORATORY	012026	244	
43.001	SCIENCE		PASS-THROUGH	JET PROPULSION LABORATORY	012027	2,845	
43.001	SCIENCE		PASS-THROUGH	JET PROPULSION LABORATORY	1401886:013	91,176	
43.001	SCIENCE		PASS-THROUGH	JET PROPULSION LABORATORY	1409809:044	(95)	
43.001	SCIENCE		PASS-THROUGH	JET PROPULSION LABORATORY	1490248:013	60,619	
43.001	SCIENCE		PASS-THROUGH	JET PROPULSION LABORATORY	1512986:002	628,485	
43.001	SCIENCE		PASS-THROUGH	JET PROPULSION LABORATORY	1524322	118,640	
43.001	SCIENCE		PASS-THROUGH	JET PROPULSION LABORATORY	1525520:005	635	
43.001	SCIENCE		PASS-THROUGH	JET PROPULSION LABORATORY	1533870	(260)	
43.001	SCIENCE		PASS-THROUGH	JET PROPULSION LABORATORY	1536981	5,871	
43.001	SCIENCE		PASS-THROUGH	JET PROPULSION LABORATORY	1537426:012	1,942,678	

University of California  
Schedule of Expenditures of Federal Awards

For the Fiscal Year Ended  
June 30, 2021  
(Expressed in whole dollars)

Research And Development Cluster

Assistance Listing Number	Federal Program Title	Additional Award Identification	Direct / Pass-Through	Agency or Pass-Through Entity	Pass-Through No. or Other Identifier	Federal Expenditures	Passed-Through to Subrecipients
43.001	SCIENCE		PASS-THROUGH	JET PROPULSION LABORATORY	1556185	(260)	
43.001	SCIENCE		PASS-THROUGH	JET PROPULSION LABORATORY	1564598	48,776	
43.001	SCIENCE		PASS-THROUGH	JET PROPULSION LABORATORY	1570407-003	1,458	
43.001	SCIENCE		PASS-THROUGH	JET PROPULSION LABORATORY	1572480-CYC2	3,419	
43.001	SCIENCE		PASS-THROUGH	JET PROPULSION LABORATORY	1584427	1,034	
43.001	SCIENCE		PASS-THROUGH	JET PROPULSION LABORATORY	1612525	40,692	
43.001	SCIENCE		PASS-THROUGH	JET PROPULSION LABORATORY	1618801	55,074	
43.001	SCIENCE		PASS-THROUGH	JET PROPULSION LABORATORY	1620723	23,562	
43.001	SCIENCE		PASS-THROUGH	JET PROPULSION LABORATORY	1623803-CYC1	10,432	
43.001	SCIENCE		PASS-THROUGH	JET PROPULSION LABORATORY	1643024	50,454	
43.001	SCIENCE		PASS-THROUGH	JET PROPULSION LABORATORY	1646322	40,000	
43.001	SCIENCE		PASS-THROUGH	JET PROPULSION LABORATORY	1647964	29,774	
43.001	SCIENCE		PASS-THROUGH	JET PROPULSION LABORATORY	1652929	13,682	
43.001	SCIENCE		PASS-THROUGH	JET PROPULSION LABORATORY	1657272	7,123	
43.001	SCIENCE		PASS-THROUGH	JET PROPULSION LABORATORY	1659075	15,862	
43.001	SCIENCE		PASS-THROUGH	JET PROPULSION LABORATORY	655371	11,521	
43.001	SCIENCE		PASS-THROUGH	JET PROPULSION LABORATORY	A16-0081-001	42,659	
43.001	SCIENCE		PASS-THROUGH	JET PROPULSION LABORATORY	A19-0872-001	3,795	
43.001	SCIENCE		PASS-THROUGH	JET PROPULSION LABORATORY	A20-0625-001	1,011	
43.001	SCIENCE		PASS-THROUGH	JET PROPULSION LABORATORY	A20-0772-001	16,661	
43.001	SCIENCE		PASS-THROUGH	JET PROPULSION LABORATORY	A20-0801-001	(405)	
43.001	SCIENCE		PASS-THROUGH	JET PROPULSION LABORATORY	A21-0634-001	5,696	
43.001	SCIENCE		PASS-THROUGH	JET PROPULSION LABORATORY	SUB 1656366	69,574	
					(FORMERLY 1642277)		
43.001	SCIENCE		PASS-THROUGH	JET PROPULSION LABORATORY	SUB 1654396	25,727	
43.001	SCIENCE		PASS-THROUGH	JET PROPULSION LABORATORY	SUB 1642277	82,902	
43.001	SCIENCE		PASS-THROUGH	JOHNS HOPKINS UNIVERSITY	131186.5	14,258	
43.001	SCIENCE		PASS-THROUGH	JOHNS HOPKINS UNIVERSITY	132224.11	63,513	
43.001	SCIENCE		PASS-THROUGH	KANSAS STATE UNIVERSITY	A20-0571-S001	24,542	
43.001	SCIENCE		PASS-THROUGH	MCLEAN HOSPITAL	401498	146,386	
43.001	SCIENCE		PASS-THROUGH	MONTANA STATE UNIVERSITY	G241-19-W7767	63,485	
43.001	SCIENCE		PASS-THROUGH	MONTEREY BAY AQUARIUM RESEARCH INSTITUTE	A17-0665-004	143,016	
43.001	SCIENCE		PASS-THROUGH	MONTEREY BAY AQUARIUM RESEARCH INSTITUTE	A20-0161-001	18,859	
43.001	SCIENCE		PASS-THROUGH	MOSAIC MATERIALS	044959	(15)	
43.001	SCIENCE		PASS-THROUGH	NEW JERSEY INSTITUTE OF TECHNOLOGY	JER050426	6,674	
43.001	SCIENCE		PASS-THROUGH	NORTHERN ARIZONA UNIVERSITY	010645	21,446	
43.001	SCIENCE		PASS-THROUGH	NORTHERN ARIZONA UNIVERSITY	A18-0732-003	17,831	
43.001	SCIENCE		PASS-THROUGH	NORTHERN ARIZONA UNIVERSITY	A20-0313-001	24,992	
43.001	SCIENCE		PASS-THROUGH	NORTHWEST INDIAN COLLEGE	A17-0857-002	68,557	
43.001	SCIENCE		PASS-THROUGH	NORTHWEST RESEARCH ASSOCIATES, INC.		6,674	
					NWRA-20-S-213		
43.001	SCIENCE		PASS-THROUGH	OHIO STATE UNIVERSITY	60066885.1	29,732	
43.001	SCIENCE		PASS-THROUGH	OREGON STATE UNIVERSITY	NS278A-B.5	15,960	
43.001	SCIENCE		PASS-THROUGH	PLANETARY SCIENCE INSTITUTE	1566 UCLA.3	23,825	
43.001	SCIENCE		PASS-THROUGH	PLANETARY SCIENCE INSTITUTE	1660-UCLA	25,255	
43.001	SCIENCE		PASS-THROUGH	PLANETARY SCIENCE INSTITUTE	1705-UCLA	87,325	
43.001	SCIENCE		PASS-THROUGH	PREDICTIVE SCIENCE INC.	20181402	50,281	
43.001	SCIENCE		PASS-THROUGH	PRINCETON UNIVERSITY	SUB00000304	11,828	
43.001	SCIENCE		PASS-THROUGH	PURDUE UNIVERSITY	012065	19,072	
43.001	SCIENCE		PASS-THROUGH	Q-PEAK	SUB SC-30-01033-2764-46 (80NSSC18K0828	141,948	
43.001	SCIENCE		PASS-THROUGH	RICE UNIVERSITY	RS3822	147,615	
43.001	SCIENCE		PASS-THROUGH	RICE UNIVERSITY	80NSSC18M0118-1	83,363	
43.001	SCIENCE		PASS-THROUGH	RILEE SYSTEMS TECHNOLOGIES LLC	31967-01	157,697	
43.001	SCIENCE		PASS-THROUGH	ROCHESTER INSTITUTE OF TECHNOLOGY	31967-02	11,213	
43.001	SCIENCE		PASS-THROUGH	ROCHESTER INSTITUTE OF TECHNOLOGY	31967-02	10,364	
43.001	SCIENCE		PASS-THROUGH	ROCHESTER INSTITUTE OF TECHNOLOGY	32463-02	67,757	
43.001	SCIENCE		PASS-THROUGH	SAN DIEGO STATE UNIVERSITY	A19-0729-001	39,111	
43.001	SCIENCE		PASS-THROUGH	SAN JOSE STATE UNIVERSITY RESEARCH FOUNDATION	008690	42,049	
43.001	SCIENCE		PASS-THROUGH	SETI INSTITUTE	009725	38,820	
43.001	SCIENCE		PASS-THROUGH	SETI INSTITUTE	80NSSC18K0854	44,181	
43.001	SCIENCE		PASS-THROUGH	SETI INSTITUTE	A18-0744-001	15,718	
43.001	SCIENCE		PASS-THROUGH	SETI INSTITUTE	SC 3354	5,908	
43.001	SCIENCE		PASS-THROUGH	SOUTHWEST RESEARCH INSTITUTE	699046X-28	35,721	
43.001	SCIENCE		PASS-THROUGH	SOUTHWEST RESEARCH INSTITUTE	A20-0408-001	1,463	
43.001	SCIENCE		PASS-THROUGH	SOUTHWEST RESEARCH INSTITUTE	L99039JUM.1	6,906	
43.001	SCIENCE		PASS-THROUGH	SOUTHWEST RESEARCH INSTITUTE	M99019CAC	30,721	
43.001	SCIENCE		PASS-THROUGH	SOUTHWEST RESEARCH INSTITUTE	M99050EH	22,736	
43.001	SCIENCE		PASS-THROUGH	SOUTHWEST RESEARCH INSTITUTE	M99056DS	23,844	
43.001	SCIENCE		PASS-THROUGH	SOUTHWEST RESEARCH INSTITUTE	SUB N99059EH	7,939	
					(80GSFC18C0014)		
43.001	SCIENCE		PASS-THROUGH	SRI INTERNATIONAL	PO36751	2,966	
43.001	SCIENCE		PASS-THROUGH	STANFORD UNIVERSITY	62356549-145590	72,784	
43.001	SCIENCE		PASS-THROUGH	STANFORD UNIVERSITY	A00-1350-024	189,823	
43.001	SCIENCE		PASS-THROUGH	STANFORD UNIVERSITY	A20-0432-001	66,083	
43.001	SCIENCE		PASS-THROUGH	SYSTEM SCIENCE APPLICATIONS INC.	SSA-001	34,206	
43.001	SCIENCE		PASS-THROUGH	UNIVERSITIES SPACE RESEARCH ASSOCIATION	02298-04	17,294	
43.001	SCIENCE		PASS-THROUGH	UNIVERSITIES SPACE RESEARCH ASSOCIATION	05-0089 MORRIS:01	14,801	
43.001	SCIENCE		PASS-THROUGH	UNIVERSITIES SPACE RESEARCH ASSOCIATION	07-0239	18,792	
43.001	SCIENCE		PASS-THROUGH	UNIVERSITIES SPACE RESEARCH ASSOCIATION	08-0095	93,863	
43.001	SCIENCE		PASS-THROUGH	UNIVERSITIES SPACE RESEARCH ASSOCIATION	08-0103	9,392	
43.001	SCIENCE		PASS-THROUGH	UNIVERSITIES SPACE RESEARCH ASSOCIATION	SUB 08-0086	261	
					(NNA17BF53C)		
43.001	SCIENCE		PASS-THROUGH	UNIVERSITY CORPORATION AT MONTEREY BAY	180821-5035504A-S-A	81,032	
43.001	SCIENCE		PASS-THROUGH	UNIVERSITY CORPORATION FOR ATMOSPHERIC RESEARCH	SUBAWD0000668:1	16,448	
43.001	SCIENCE		PASS-THROUGH	UNIVERSITY CORPORATION FOR ATMOSPHERIC RESEARCH	UCAR SUBAWARD 002494	4,382	
43.001	SCIENCE		PASS-THROUGH	UNIVERSITY OF ALASKA	UAF 20-0029	15,567	
43.001	SCIENCE		PASS-THROUGH	UNIVERSITY OF ALASKA	UAF 20-0056	76,596	
43.001	SCIENCE		PASS-THROUGH	UNIVERSITY OF ALASKA	UAF19-0015	47,338	
43.001	SCIENCE		PASS-THROUGH	UNIVERSITY OF ARIZONA	010750	10,272	
43.001	SCIENCE		PASS-THROUGH	UNIVERSITY OF ARIZONA	80NSSC20K0472	16,178	
43.001	SCIENCE		PASS-THROUGH	UNIVERSITY OF ARIZONA	A16-0505-005	154,619	
43.001	SCIENCE		PASS-THROUGH	UNIVERSITY OF ARIZONA	A20-0166-001	14,021	
43.001	SCIENCE		PASS-THROUGH	UNIVERSITY OF ARIZONA	A20-0436-001	32,731	
43.001	SCIENCE		PASS-THROUGH	UNIVERSITY OF CENTRAL FLORIDA	012070	93,808	
43.001	SCIENCE		PASS-THROUGH	UNIVERSITY OF CENTRAL FLORIDA	A21-0467-001	3,231	
43.001	SCIENCE		PASS-THROUGH	UNIVERSITY OF CHICAGO	SUB FP061308-A(NNX16AJ34G)	8,253	

**University of California**  
**Schedule of Expenditures of Federal Awards**

*For the Fiscal Year Ended*  
*June 30, 2021*  
*(Expressed in whole dollars)*

**Research And Development Cluster**

Assistance Listing Number	Federal Program Title	Additional Award Identification	Direct / Pass-Through	Agency or Pass-Through Entity	Pass-Through No. or Other Identifier	Federal Expenditures	Passed-Through to Subrecipients
43.001	SCIENCE		PASS-THROUGH	UNIVERSITY OF COLORADO BOULDER	1554208	34,981	
43.001	SCIENCE		PASS-THROUGH	UNIVERSITY OF COLORADO BOULDER	1554485-1000818335	17,278	
43.001	SCIENCE		PASS-THROUGH	UNIVERSITY OF COLORADO BOULDER	1559265	178,308	
43.001	SCIENCE		PASS-THROUGH	UNIVERSITY OF COLORADO BOULDER	1559618	5,324	22,599
43.001	SCIENCE		PASS-THROUGH	UNIVERSITY OF COLORADO BOULDER	SUB 1557647	9,207	
	SCIENCE				(80NSSC19K0382)		
43.001	SCIENCE		PASS-THROUGH	UNIVERSITY OF COLORADO DENVER	FY19.977.001	64,180	
43.001	SCIENCE		PASS-THROUGH	UNIVERSITY OF DELAWARE	48247	24,323	
43.001	SCIENCE		PASS-THROUGH	UNIVERSITY OF DELAWARE	58185	17,179	
43.001	SCIENCE		PASS-THROUGH	UNIVERSITY OF DELAWARE	A19-0541-001	52,753	
43.001	SCIENCE		PASS-THROUGH	UNIVERSITY OF FLORIDA	A20-0434-001	114,296	
43.001	SCIENCE		PASS-THROUGH	UNIVERSITY OF FLORIDA	UFDSP00011825	32,666	
43.001	SCIENCE		PASS-THROUGH	UNIVERSITY OF HAWAII SYSTEM	MA1306	24,926	
43.001	SCIENCE		PASS-THROUGH	UNIVERSITY OF HOUSTON	R-20-0013	98,384	
43.001	SCIENCE		PASS-THROUGH	UNIVERSITY OF IOWA	1001515160	1	
43.001	SCIENCE		PASS-THROUGH	UNIVERSITY OF IOWA	1001745125:10	105,000	
43.001	SCIENCE		PASS-THROUGH	UNIVERSITY OF IOWA	S00973-01	215,964	
43.001	SCIENCE		PASS-THROUGH	UNIVERSITY OF IOWA	S01117-01	8,365	
43.001	SCIENCE		PASS-THROUGH	UNIVERSITY OF IOWA	S01120-01	50,917	
43.001	SCIENCE		PASS-THROUGH	UNIVERSITY OF IOWA	S01390-01	12,792	
43.001	SCIENCE		PASS-THROUGH	UNIVERSITY OF IOWA	S01485-01	47,316	
43.001	SCIENCE		PASS-THROUGH	UNIVERSITY OF MAINE SYSTEM	UMS1200	384	
43.001	SCIENCE		PASS-THROUGH	UNIVERSITY OF MARYLAND	54296-Z6059207	215,190	
43.001	SCIENCE		PASS-THROUGH	UNIVERSITY OF MARYLAND	78798-Z6199202	40,978	
43.001	SCIENCE		PASS-THROUGH	UNIVERSITY OF MARYLAND	87923-Z6267203	5,416	
43.001	SCIENCE		PASS-THROUGH	UNIVERSITY OF MARYLAND	87927-Z6267204	11,926	
43.001	SCIENCE		PASS-THROUGH	UNIVERSITY OF MARYLAND		105	
	SCIENCE				SUB 79032-		
43.001	SCIENCE		PASS-THROUGH	UNIVERSITY OF MARYLAND, BALTIMORE	Z6208201(80NSSC19K05	38,615	
43.001	SCIENCE		PASS-THROUGH	UNIVERSITY OF MASSACHUSETTS AMHERST	87355-Z6260201	98,076	
43.001	SCIENCE		PASS-THROUGH	UNIVERSITY OF MASSACHUSETTS AMHERST	19-010845 A 00	76,289	
43.001	SCIENCE		PASS-THROUGH	UNIVERSITY OF MASSACHUSETTS LOWELL	B000768569:1		
43.001	SCIENCE		PASS-THROUGH	UNIVERSITY OF MICHIGAN	S5200000027333	46,685	
43.001	SCIENCE		PASS-THROUGH	UNIVERSITY OF MICHIGAN	3004569434:2	15,311	
43.001	SCIENCE		PASS-THROUGH	UNIVERSITY OF MICHIGAN	3004683323:1	11,224	
43.001	SCIENCE		PASS-THROUGH	UNIVERSITY OF MICHIGAN	SUBK00008080	34,680	
43.001	SCIENCE		PASS-THROUGH	UNIVERSITY OF MINNESOTA	A005276801	26,078	
43.001	SCIENCE		PASS-THROUGH	UNIVERSITY OF MINNESOTA	A005821701	218,960	
43.001	SCIENCE		PASS-THROUGH	UNIVERSITY OF MINNESOTA	A008969901	22,629	
43.001	SCIENCE		PASS-THROUGH	UNIVERSITY OF MINNESOTA	SUB A007249101	8,733	
	SCIENCE				(80NSSC19K0858		
43.001	SCIENCE		PASS-THROUGH	UNIVERSITY OF NEW HAMPSHIRE	06-001	881,979	42,776
43.001	SCIENCE		PASS-THROUGH	UNIVERSITY OF NEW HAMPSHIRE	L0026	101,739	
43.001	SCIENCE		PASS-THROUGH	UNIVERSITY OF NEW MEXICO	UNM 707940-873P	29,201	
43.001	SCIENCE		PASS-THROUGH	UNIVERSITY OF SOUTHERN CALIFORNIA	011621	12,675	
43.001	SCIENCE		PASS-THROUGH	UNIVERSITY OF SOUTHERN CALIFORNIA	118062835	20,611	
43.001	SCIENCE		PASS-THROUGH	UNIVERSITY OF SOUTHERN CALIFORNIA	118063018	15,502	
43.001	SCIENCE		PASS-THROUGH	UNIVERSITY OF TEXAS-AUSTIN	A17-0561-009	12,351	
43.001	SCIENCE		PASS-THROUGH	UNIVERSITY OF TEXAS-AUSTIN	UTA19-000493	25,233	
43.001	SCIENCE		PASS-THROUGH	UNIVERSITY OF TEXAS-DALLAS	1705881-001	792	
43.001	SCIENCE		PASS-THROUGH	UNIVERSITY OF TEXAS-DALLAS	1806773	35,839	
43.001	SCIENCE		PASS-THROUGH	UNIVERSITY OF TEXAS-PAN AMERICAN		84,463	
	SCIENCE				FOUNDATION		
43.001	SCIENCE		PASS-THROUGH	UNIVERSITY OF WASHINGTON	2019CG0724		
43.001	SCIENCE		PASS-THROUGH	UNIVERSITY OF WASHINGTON	UWSC9241	22,714	
43.001	SCIENCE		PASS-THROUGH	UNIVERSITY OF WASHINGTON	UWSC9264	2,988	
43.001	SCIENCE		PASS-THROUGH	UNIVERSITY OF WISCONSIN-MADISON	0000000144	14,432	
43.001	SCIENCE		PASS-THROUGH	UNIVERSITY OF WISCONSIN-MADISON	796K655	23,449	
43.001	SCIENCE		PASS-THROUGH	VIRGINIA POLYTECHNIC INSTITUTE AND STATE		2,886	
43.001	SCIENCE		PASS-THROUGH	VIRGINIA POLYTECHNIC INSTITUTE AND STATE	UNIVERSITY		
43.001	SCIENCE		PASS-THROUGH	WESTED	426717-19910	1,856	
43.001	SCIENCE		PASS-THROUGH	WOODS HOLE OCEANOGRAPHIC INSTITUTION	S00030264.0	123,402	
43.001	SCIENCE		PASS-THROUGH	WOODS HOLE OCEANOGRAPHIC INSTITUTION	A101349	10,948	
43.001	SCIENCE		PASS-THROUGH	WOODS HOLE OCEANOGRAPHIC INSTITUTION		88,335	
43.001	SCIENCE		PASS-THROUGH	XS RESEARCH LLC	A18-0503-001		
43.001	SCIENCE		PASS-THROUGH	RUTGERS	80NSSC17K0056	18,717	
43.001	SCIENCE		PASS-THROUGH		SUB 0643	171,233	
	SCIENCE				(80NSSC18M0093)		
43.001	SCIENCE		PASS-THROUGH	UNIVERSITY OF NOTRE DAME	203769UCLA-CHI	27	
43.001	SCIENCE		PASS-THROUGH	UNIVERSITY OF COLORADO SYSTEM	1546525:10	100,181	
43.001	SCIENCE		PASS-THROUGH	UNIVERSITY OF COLORADO SYSTEM	1556287	11,420	
43.001	SCIENCE		PASS-THROUGH	UNIVERSITY OF COLORADO SYSTEM	1556906	96,392	
43.001	SCIENCE		PASS-THROUGH	UNIVERSITY OF COLORADO SYSTEM	1557517	23,003	
43.001	SCIENCE		PASS-THROUGH	UNIVERSITY OF COLORADO SYSTEM	1557867	23,529	
43.001	SCIENCE		PASS-THROUGH	UNIVERSITY OF COLORADO SYSTEM	1559320	61,895	
43.001	SCIENCE		PASS-THROUGH	UNIVERSITY OF COLORADO SYSTEM	1559841	42,597	
43.001	SCIENCE		PASS-THROUGH	UNIVERSITY OF COLORADO SYSTEM	A19-0444-001	21,647	
43.001	SCIENCE		PASS-THROUGH	CATHOLIC UNIVERSITY OF AMERICA	(77)		
43.001	SCIENCE		PASS-THROUGH	THE UNIVERSITY OF ALABAMA AT	1361207 1015	140,098	
	SCIENCE			TUSCALOOSA	A00-513-S001		
43.001	SCIENCE Total					66,003,114	6,504,918
43.001	COVID-19 - SCIENCE	COVID-19	DIRECT	NATIONAL AERONAUTICS & SPACE		899,146	51,957
43.001	COVID-19 - SCIENCE	COVID-19	PASS-THROUGH	ADMINISTRATION (NASA)	VARIOUS		
43.001	COVID-19 - SCIENCE Total			CONSORTIUM FOR OCEAN LEADERSHIP	SA20-01	97,056	
43.002	AERONAUTICS		DIRECT	NATIONAL AERONAUTICS & SPACE		996,202	51,957
43.002	AERONAUTICS		PASS-THROUGH	ADMINISTRATION (NASA)	VARIOUS	252,877	99,272
43.002	AERONAUTICS		PASS-THROUGH	CALIFORNIA INSTITUTE OF TECHNOLOGY	5403570	783,988	
43.002	AERONAUTICS		PASS-THROUGH	JET PROPULSION LABORATORY	1528152	1,012,756	662,197
43.002	AERONAUTICS Total			STANFORD UNIVERSITY	62508787-176172	8,016	
43.003	EXPLORATION		DIRECT	NATIONAL AERONAUTICS & SPACE		2,057,637	761,469
43.003	EXPLORATION		PASS-THROUGH	ADMINISTRATION (NASA)	VARIOUS	2,153,846	467,400
43.003	EXPLORATION		PASS-THROUGH	BAYLOR COLLEGE OF MEDICINE	A19-4066	(28,849)	
43.003	EXPLORATION		PASS-THROUGH	BAYLOR COLLEGE OF MEDICINE	INN0001	539,382	
43.003	EXPLORATION		PASS-THROUGH	BAYLOR COLLEGE OF MEDICINE	NNX16A069A	267,429	
43.003	EXPLORATION		PASS-THROUGH	BAYLOR COLLEGE OF MEDICINE	NNX16A069A	327,865	18,542
43.003	EXPLORATION		PASS-THROUGH	SOUTHWEST RESEARCH INSTITUTE	J99018CP	27,985	
43.003	EXPLORATION		PASS-THROUGH	UNIVERSITY OF COLORADO SYSTEM	1555630:10	47,815	
43.003	EXPLORATION		PASS-THROUGH	LOMA LINDA UNIVERSITY	2180202	28,168	
43.003	EXPLORATION Total					3,363,640	485,942
43.007	SPACE OPERATIONS		DIRECT	NATIONAL AERONAUTICS & SPACE		859,030	
43.007	SPACE OPERATIONS		PASS-THROUGH	ADMINISTRATION (NASA)	VARIOUS		
43.007	SPACE OPERATIONS Total			TEXAS HEART INSTITUTE	NNX15AB55G	(509)	
						858,521	

**University of California**  
**Schedule of Expenditures of Federal Awards**

*For the Fiscal Year Ended  
June 30, 2021  
(Expressed in whole dollars)*

**Research And Development Cluster**

Assistance Listing Number	Federal Program Title	Additional Award Identification	Direct / Pass-Through	Agency or Pass-Through Entity	Pass-Through No. or Other Identifier	Federal Expenditures	Passed-Through to Subrecipients
43.008	OFFICE OF STEM ENGAGEMENT (OSTEM)		DIRECT	NATIONAL AERONAUTICS & SPACE ADMINISTRATION (NASA)	VARIOUS	1,560,661	
43.008	OFFICE OF STEM ENGAGEMENT (OSTEM)		PASS-THROUGH	ASSOCIATION OF UNIVERSITIES FOR RESEARCH IN ASTRONOMY	NAS5-26555	(5,326)	
43.008	OFFICE OF STEM ENGAGEMENT (OSTEM)		PASS-THROUGH	CAL STATE L.A. UNIVERSITY AUXILIARY SERVICES, INC. (UAS)	UC1231210-CYC5	9,198	
43.008	OFFICE OF STEM ENGAGEMENT (OSTEM)		PASS-THROUGH	UNIVERSITY OF TEXAS-SAN ANTONIO	1000003323	33,875	
43.008	OFFICE OF STEM ENGAGEMENT (OSTEM) Total					1,598,407	
43.009	SAFETY, SECURITY AND MISSION SERVICES		DIRECT	NATIONAL AERONAUTICS & SPACE ADMINISTRATION (NASA)	VARIOUS	23,389	
43.009	SAFETY, SECURITY AND MISSION SERVICES Total					23,389	
43.010	CONSTRUCTION & ENVIRONMENTAL COMPLIANCE & REMEDIATION		PASS-THROUGH	JET PROPULSION LABORATORY	A21-0644-001	10,684	
43.010	CONSTRUCTION & ENVIRONMENTAL COMPLIANCE & REMEDIATION Total					10,684	
43.012	SPACE TECHNOLOGY		DIRECT	NATIONAL AERONAUTICS & SPACE ADMINISTRATION (NASA)	VARIOUS	7,697,004	3,133,929
43.012	SPACE TECHNOLOGY		PASS-THROUGH	STANFORD UNIVERSITY	62044742-137652	78,801	
43.012	SPACE TECHNOLOGY Total					7,775,805	3,133,929
43.RD			DIRECT	NATIONAL AERONAUTICS & SPACE ADMINISTRATION (NASA)	00010187	(226,923)	
43.RD			DIRECT	NATIONAL AERONAUTICS & SPACE ADMINISTRATION (NASA)	00010350	12,831	
43.RD			DIRECT	NATIONAL AERONAUTICS & SPACE ADMINISTRATION (NASA)	1559104	27,908	
43.RD			DIRECT	NATIONAL AERONAUTICS & SPACE ADMINISTRATION (NASA)	1650048	37,774	
43.RD			DIRECT	NATIONAL AERONAUTICS & SPACE ADMINISTRATION (NASA)	1650841	2,356	
43.RD			DIRECT	NATIONAL AERONAUTICS & SPACE ADMINISTRATION (NASA)	80GSFC17C0018:P00003	341,133	
43.RD			DIRECT	NATIONAL AERONAUTICS & SPACE ADMINISTRATION (NASA)	80GSFC17C0044 :7	309,326	
43.RD			DIRECT	NATIONAL AERONAUTICS & SPACE ADMINISTRATION (NASA)	80GSFC20C0068	1,346,021	
43.RD			DIRECT	NATIONAL AERONAUTICS & SPACE ADMINISTRATION (NASA)	80GSFC21C0004	1,405,058	
43.RD			DIRECT	NATIONAL AERONAUTICS & SPACE ADMINISTRATION (NASA)	80GSFC21C0024	62,626	
43.RD			DIRECT	NATIONAL AERONAUTICS & SPACE ADMINISTRATION (NASA)	80GSFC21C0038	660,906	
43.RD			DIRECT	NATIONAL AERONAUTICS & SPACE ADMINISTRATION (NASA)	80GSFC21C0059	825,021	
43.RD			DIRECT	NATIONAL AERONAUTICS & SPACE ADMINISTRATION (NASA)	80GSFC21CA003	803,779	
43.RD			DIRECT	NATIONAL AERONAUTICS & SPACE ADMINISTRATION (NASA)	80GSFC21CA004	780,281	
43.RD			DIRECT	NATIONAL AERONAUTICS & SPACE ADMINISTRATION (NASA)	80MSFC19C0041	4,506,662	1,575,598
43.RD			DIRECT	NATIONAL AERONAUTICS & SPACE ADMINISTRATION (NASA)	80MSFC20C0025	1,161,455	387,823
43.RD			DIRECT	NATIONAL AERONAUTICS & SPACE ADMINISTRATION (NASA)	80NSSC19K1043	156,176	35,500
43.RD			DIRECT	NATIONAL AERONAUTICS & SPACE ADMINISTRATION (NASA)	80NSSC19P2239	72,107	
43.RD			DIRECT	NATIONAL AERONAUTICS & SPACE ADMINISTRATION (NASA)	80NSSC20K0993	191,246	179,246
43.RD			DIRECT	NATIONAL AERONAUTICS & SPACE ADMINISTRATION (NASA)	80NSSC20K1138	71,084	
43.RD			DIRECT	NATIONAL AERONAUTICS & SPACE ADMINISTRATION (NASA)	80NSSC20K1432	63,588	
43.RD			DIRECT	NATIONAL AERONAUTICS & SPACE ADMINISTRATION (NASA)	80NSSC20M0252	59,120	
43.RD			DIRECT	NATIONAL AERONAUTICS & SPACE ADMINISTRATION (NASA)	A16-0381-S008:A05	(4,141)	
43.RD			DIRECT	NATIONAL AERONAUTICS & SPACE ADMINISTRATION (NASA)	HST-GO-16057.001-A	11,765	
43.RD			DIRECT	NATIONAL AERONAUTICS & SPACE ADMINISTRATION (NASA)	HST-GO-16074.001-A	22,780	
43.RD			DIRECT	NATIONAL AERONAUTICS & SPACE ADMINISTRATION (NASA)	NAS5-02099	5,017,765	276,905
43.RD			DIRECT	NATIONAL AERONAUTICS & SPACE ADMINISTRATION (NASA)	NAS5-98033	(160)	
43.RD			DIRECT	NATIONAL AERONAUTICS & SPACE ADMINISTRATION (NASA)	NNG09EK06C:47	2,357,134	1,251,050
43.RD			DIRECT	NATIONAL AERONAUTICS & SPACE ADMINISTRATION (NASA)	NNG12FA45C	4,565,451	1,021,075
43.RD			DIRECT	NATIONAL AERONAUTICS & SPACE ADMINISTRATION (NASA)	NNM05AA86C:57	(4,326)	
43.RD			DIRECT	NATIONAL AERONAUTICS & SPACE ADMINISTRATION (NASA)	NNX17AI03G	80,155	38,260
43.RD			DIRECT	NATIONAL AERONAUTICS & SPACE ADMINISTRATION (NASA)	SV1-11006	3,352	
43.RD			DIRECT	NATIONAL AERONAUTICS & SPACE ADMINISTRATION (NASA)	SV1-81001	1,180,967	
43.RD			DIRECT	NATIONAL AERONAUTICS & SPACE ADMINISTRATION (NASA)	SV3-83019	44,912	
43.RD			PASS-THROUGH	AMETHYST RESEARCH, INC.	UCSB-01	35,197	
43.RD			PASS-THROUGH	ARIZONA STATE UNIVERSITY/TEMPE	17-253-06	53,583	
43.RD			PASS-THROUGH	ASSOCIATION OF UNIVERSITIES FOR RESEARCH IN ASTRONOMY	008174	2,897	
43.RD			PASS-THROUGH	ASSOCIATION OF UNIVERSITIES FOR RESEARCH IN ASTRONOMY	009542	14,361	
43.RD			PASS-THROUGH	ASSOCIATION OF UNIVERSITIES FOR RESEARCH IN ASTRONOMY	009543	33,349	
43.RD			PASS-THROUGH	ASSOCIATION OF UNIVERSITIES FOR RESEARCH IN ASTRONOMY	010391	18,254	
43.RD			PASS-THROUGH	ASSOCIATION OF UNIVERSITIES FOR RESEARCH IN ASTRONOMY	011675	159,035	
43.RD			PASS-THROUGH	ASSOCIATION OF UNIVERSITIES FOR RESEARCH IN ASTRONOMY	HST-AR-15014.003-A	39,323	
43.RD			PASS-THROUGH	ASSOCIATION OF UNIVERSITIES FOR RESEARCH IN ASTRONOMY	HST-AR-15024.001-A	1,675	
43.RD			PASS-THROUGH	ASSOCIATION OF UNIVERSITIES FOR RESEARCH IN ASTRONOMY	HST-AR-15032.002-A	106	
43.RD			PASS-THROUGH	ASSOCIATION OF UNIVERSITIES FOR RESEARCH IN ASTRONOMY	HST-AR-15039.003-A	42,710	



**University of California**  
**Schedule of Expenditures of Federal Awards**

*For the Fiscal Year Ended  
June 30, 2021  
(Expressed in whole dollars)*

**Research And Development Cluster**

Assistance Listing Number	Federal Program Title	Additional Award Identification	Direct / Pass-Through	Agency or Pass-Through Entity	Pass-Through No. or Other Identifier	Federal Expenditures	Passed-Through to Subrecipients
43.RD			PASS-THROUGH	ASSOCIATION OF UNIVERSITIES FOR RESEARCH IN ASTRONOMY	HST-AR-15056.001-A	110,971	
43.RD			PASS-THROUGH	ASSOCIATION OF UNIVERSITIES FOR RESEARCH IN ASTRONOMY	HST-AR-15797.001-A	14,095	
43.RD			PASS-THROUGH	ASSOCIATION OF UNIVERSITIES FOR RESEARCH IN ASTRONOMY	HST-AR-16141.002-A	945	
43.RD			PASS-THROUGH	ASSOCIATION OF UNIVERSITIES FOR RESEARCH IN ASTRONOMY	HST-GO- 15169.001-A	9,716	
43.RD			PASS-THROUGH	ASSOCIATION OF UNIVERSITIES FOR RESEARCH IN ASTRONOMY	HST-GO-13937.003-A	5,710	
43.RD			PASS-THROUGH	ASSOCIATION OF UNIVERSITIES FOR RESEARCH IN ASTRONOMY	HST-GO-14118-002	31,255	
43.RD			PASS-THROUGH	ASSOCIATION OF UNIVERSITIES FOR RESEARCH IN ASTRONOMY	HST-GO-14154.001-A	63,356	
43.RD			PASS-THROUGH	ASSOCIATION OF UNIVERSITIES FOR RESEARCH IN ASTRONOMY	HST-GO-14661.001-A	20,834	
43.RD			PASS-THROUGH	ASSOCIATION OF UNIVERSITIES FOR RESEARCH IN ASTRONOMY	HST-GO-14734.016-A	917	
43.RD			PASS-THROUGH	ASSOCIATION OF UNIVERSITIES FOR RESEARCH IN ASTRONOMY	HST-GO-14872.003-A	(8)	
43.RD			PASS-THROUGH	ASSOCIATION OF UNIVERSITIES FOR RESEARCH IN ASTRONOMY	HST-GO-14936.001-A	71,563	
43.RD			PASS-THROUGH	ASSOCIATION OF UNIVERSITIES FOR RESEARCH IN ASTRONOMY	HST-GO-15145.003-A	289	
43.RD			PASS-THROUGH	ASSOCIATION OF UNIVERSITIES FOR RESEARCH IN ASTRONOMY	HST-GO-15166.001-A	28,108	
43.RD			PASS-THROUGH	ASSOCIATION OF UNIVERSITIES FOR RESEARCH IN ASTRONOMY	HST-GO-15170.001-A	26,541	
43.RD			PASS-THROUGH	ASSOCIATION OF UNIVERSITIES FOR RESEARCH IN ASTRONOMY	HST-GO-15275.012-A	2,406	
43.RD			PASS-THROUGH	ASSOCIATION OF UNIVERSITIES FOR RESEARCH IN ASTRONOMY	HST-GO-15320.005	7,568	
43.RD			PASS-THROUGH	ASSOCIATION OF UNIVERSITIES FOR RESEARCH IN ASTRONOMY	HST-GO-15356.002-A	147,023	
43.RD			PASS-THROUGH	ASSOCIATION OF UNIVERSITIES FOR RESEARCH IN ASTRONOMY	HST-GO-15476.001-A	20,805	
43.RD			PASS-THROUGH	ASSOCIATION OF UNIVERSITIES FOR RESEARCH IN ASTRONOMY	HST-GO-15640.003-A	19,514	
43.RD			PASS-THROUGH	ASSOCIATION OF UNIVERSITIES FOR RESEARCH IN ASTRONOMY	HST-GO-15653.001-A	95	
43.RD			PASS-THROUGH	ASSOCIATION OF UNIVERSITIES FOR RESEARCH IN ASTRONOMY	HST-GO-15665.001-A	7,252	
43.RD			PASS-THROUGH	ASSOCIATION OF UNIVERSITIES FOR RESEARCH IN ASTRONOMY	HST-GO-15834.004-A	4,569	
43.RD			PASS-THROUGH	ASSOCIATION OF UNIVERSITIES FOR RESEARCH IN ASTRONOMY	HST-GO-15840.008-A	29,948	
43.RD			PASS-THROUGH	ASSOCIATION OF UNIVERSITIES FOR RESEARCH IN ASTRONOMY	HST-GO-15871.001-A	17,557	
43.RD			PASS-THROUGH	ASSOCIATION OF UNIVERSITIES FOR RESEARCH IN ASTRONOMY	HST-GO-15889.002-A	24,997	
43.RD			PASS-THROUGH	ASSOCIATION OF UNIVERSITIES FOR RESEARCH IN ASTRONOMY	HST-GO-15901.001-A	52,335	
43.RD			PASS-THROUGH	ASSOCIATION OF UNIVERSITIES FOR RESEARCH IN ASTRONOMY	HST-GO-15902.001-A	90,629	
43.RD			PASS-THROUGH	ASSOCIATION OF UNIVERSITIES FOR RESEARCH IN ASTRONOMY	HST-GO-15918.002-A	17,130	
43.RD			PASS-THROUGH	ASSOCIATION OF UNIVERSITIES FOR RESEARCH IN ASTRONOMY	HST-GO-15920.009-A	3,776	
43.RD			PASS-THROUGH	ASSOCIATION OF UNIVERSITIES FOR RESEARCH IN ASTRONOMY	HST-GO-15936.003-A	5,743	
43.RD			PASS-THROUGH	ASSOCIATION OF UNIVERSITIES FOR RESEARCH IN ASTRONOMY	HST-GO-16084.001-A	19,407	
43.RD			PASS-THROUGH	ASSOCIATION OF UNIVERSITIES FOR RESEARCH IN ASTRONOMY	HST-GO-16179.001-A	11,491	
43.RD			PASS-THROUGH	ASSOCIATION OF UNIVERSITIES FOR RESEARCH IN ASTRONOMY	HST-GO-16198.003-A	5,743	
43.RD			PASS-THROUGH	ASSOCIATION OF UNIVERSITIES FOR RESEARCH IN ASTRONOMY	HST-GO-16269.004-A	10,916	
43.RD			PASS-THROUGH	ASSOCIATION OF UNIVERSITIES FOR RESEARCH IN ASTRONOMY	HST-GO-16318.002-A	18,835	
43.RD			PASS-THROUGH	ASSOCIATION OF UNIVERSITIES FOR RESEARCH IN ASTRONOMY	HST-GO-16454.001-A	15,190	
43.RD			PASS-THROUGH	ASSOCIATION OF UNIVERSITIES FOR RESEARCH IN ASTRONOMY	HST-HF2-51395.001-A	17,677	
43.RD			PASS-THROUGH	ASSOCIATION OF UNIVERSITIES FOR RESEARCH IN ASTRONOMY	HST-HF2-51405.001-A	5,721	
43.RD			PASS-THROUGH	ASSOCIATION OF UNIVERSITIES FOR RESEARCH IN ASTRONOMY	HST-HF2-51409.001-A	(3,318)	
43.RD			PASS-THROUGH	ASSOCIATION OF UNIVERSITIES FOR RESEARCH IN ASTRONOMY	HST-HF2-51412.001-A	96,358	
43.RD			PASS-THROUGH	ASSOCIATION OF UNIVERSITIES FOR RESEARCH IN ASTRONOMY	HST-HF2-51442.001-A	41,696	
43.RD			PASS-THROUGH	ASSOCIATION OF UNIVERSITIES FOR RESEARCH IN ASTRONOMY	HST-HF2-51447.001-A (NASS- 265	103,364	
43.RD			PASS-THROUGH	ASSOCIATION OF UNIVERSITIES FOR RESEARCH IN ASTRONOMY	HST-HF2-51461.001-A	101,886	
43.RD			PASS-THROUGH	ASSOCIATION OF UNIVERSITIES FOR RESEARCH IN ASTRONOMY	HST-HF2-51469.001-A	76,394	
43.RD			PASS-THROUGH	ASSOCIATION OF UNIVERSITIES FOR RESEARCH IN ASTRONOMY	JWST-ERS-01334.001-A	56,400	
43.RD			PASS-THROUGH	ASSOCIATION OF UNIVERSITIES FOR RESEARCH IN ASTRONOMY	NASS-2A21-21576555	5,252	
43.RD			PASS-THROUGH	ASSOCIATION OF UNIVERSITIES FOR RESEARCH IN ASTRONOMY	SUB HST-GO- 16032.001-A ( NAS	42,848	
43.RD			PASS-THROUGH	ASSOCIATION OF UNIVERSITIES FOR RESEARCH IN ASTRONOMY	SUB HST-GO-15817.001-A (NASS-	20,480	
43.RD			PASS-THROUGH	ASSOCIATION OF UNIVERSITIES FOR RESEARCH IN ASTRONOMY	SUB HST-GO-15612.005-A	8,485	
43.RD			PASS-THROUGH	BAYLOR COLLEGE OF MEDICINE	SUB 7000001284 (NNX16A069A)	2,443	
43.RD			PASS-THROUGH	CALIFORNIA INSTITUTE OF TECHNOLOGY	S442555	63,669	
43.RD			PASS-THROUGH	CALIFORNIA INSTITUTE OF TECHNOLOGY	S470965	833,397	
43.RD			PASS-THROUGH	CASE WESTERN RESERVE UNIVERSITY	SUB 20192971	91,491	
43.RD			PASS-THROUGH	CFD RESEARCH CORPORATION	9446/0000000197	9,868	
43.RD			PASS-THROUGH	HENNINGSON, DURHAM & RICHARDSON, INC.	HDR MISA 1000300000780	75,033	
43.RD			PASS-THROUGH	JET PROPULSION LABORATORY	011394	27,292	
43.RD			PASS-THROUGH	JET PROPULSION LABORATORY	011751	47,995	
43.RD			PASS-THROUGH	JET PROPULSION LABORATORY	1562208	37,188	

University of California  
Schedule of Expenditures of Federal Awards

For the Fiscal Year Ended  
June 30, 2021  
(Expressed in whole dollars)

Research And Development Cluster

Assistance Listing Number	Federal Program Title	Additional Award Identification	Direct / Pass-Through	Agency or Pass-Through Entity	Pass-Through No. or Other Identifier	Federal Expenditures	Passed-Through to Subrecipients
43.RD			PASS-THROUGH	JET PROPULSION LABORATORY	1576353:005	(6)	
43.RD			PASS-THROUGH	JET PROPULSION LABORATORY	1576945	32	
43.RD			PASS-THROUGH	JET PROPULSION LABORATORY	1578669:011	43,087	
43.RD			PASS-THROUGH	JET PROPULSION LABORATORY	1580267:004	364,909	
43.RD			PASS-THROUGH	JET PROPULSION LABORATORY	1581189	1,318	
43.RD			PASS-THROUGH	JET PROPULSION LABORATORY	1584220	(2,183)	
43.RD			PASS-THROUGH	JET PROPULSION LABORATORY	1585610:002	(33)	
43.RD			PASS-THROUGH	JET PROPULSION LABORATORY	1587062	70,854	
43.RD			PASS-THROUGH	JET PROPULSION LABORATORY	1587173:002	47,154	
43.RD			PASS-THROUGH	JET PROPULSION LABORATORY	1587631:004	25,532	
43.RD			PASS-THROUGH	JET PROPULSION LABORATORY	1590158:002	1,635	
43.RD			PASS-THROUGH	JET PROPULSION LABORATORY	1591172	(5,749)	
43.RD			PASS-THROUGH	JET PROPULSION LABORATORY	1591277:002	334,836	30,908
43.RD			PASS-THROUGH	JET PROPULSION LABORATORY	1594400:001	74,820	
43.RD			PASS-THROUGH	JET PROPULSION LABORATORY	1594502	16,972	
43.RD			PASS-THROUGH	JET PROPULSION LABORATORY	1596092:006	112,418	
43.RD			PASS-THROUGH	JET PROPULSION LABORATORY	1599801:002	215,540	
43.RD			PASS-THROUGH	JET PROPULSION LABORATORY	1603071:001	89,216	
43.RD			PASS-THROUGH	JET PROPULSION LABORATORY	1606278	36,070	
43.RD			PASS-THROUGH	JET PROPULSION LABORATORY	1607035:002	9,802	
43.RD			PASS-THROUGH	JET PROPULSION LABORATORY	1608189	60,448	
43.RD			PASS-THROUGH	JET PROPULSION LABORATORY	1613054	70,775	
43.RD			PASS-THROUGH	JET PROPULSION LABORATORY	1615465	3,903	
43.RD			PASS-THROUGH	JET PROPULSION LABORATORY	1616469	745	
43.RD			PASS-THROUGH	JET PROPULSION LABORATORY	1617725	24,186	
43.RD			PASS-THROUGH	JET PROPULSION LABORATORY	1620598:001	(7,227)	
43.RD			PASS-THROUGH	JET PROPULSION LABORATORY	1624981	100,000	
43.RD			PASS-THROUGH	JET PROPULSION LABORATORY	1625574	(284)	
43.RD			PASS-THROUGH	JET PROPULSION LABORATORY	1626612	3,919	
43.RD			PASS-THROUGH	JET PROPULSION LABORATORY	1626945	69,843	
43.RD			PASS-THROUGH	JET PROPULSION LABORATORY	1629802	95,085	
43.RD			PASS-THROUGH	JET PROPULSION LABORATORY	1629903	(81)	
43.RD			PASS-THROUGH	JET PROPULSION LABORATORY	1629907	(81)	
43.RD			PASS-THROUGH	JET PROPULSION LABORATORY	1629909	95,702	
43.RD			PASS-THROUGH	JET PROPULSION LABORATORY	1630045	(81)	
43.RD			PASS-THROUGH	JET PROPULSION LABORATORY	1630317	(81)	
43.RD			PASS-THROUGH	JET PROPULSION LABORATORY	1630783	(81)	
43.RD			PASS-THROUGH	JET PROPULSION LABORATORY	1630970	39,170	
43.RD			PASS-THROUGH	JET PROPULSION LABORATORY	1633131:001	(63)	21,430
43.RD			PASS-THROUGH	JET PROPULSION LABORATORY	1633148	159,154	
43.RD			PASS-THROUGH	JET PROPULSION LABORATORY	1633687	108,461	
43.RD			PASS-THROUGH	JET PROPULSION LABORATORY	1635212	25,883	
43.RD			PASS-THROUGH	JET PROPULSION LABORATORY	1635953	(4,751)	
43.RD			PASS-THROUGH	JET PROPULSION LABORATORY	1636504	175,007	
43.RD			PASS-THROUGH	JET PROPULSION LABORATORY	1638198	67,772	
43.RD			PASS-THROUGH	JET PROPULSION LABORATORY	1638593	(49)	
43.RD			PASS-THROUGH	JET PROPULSION LABORATORY	1638718	(15)	
43.RD			PASS-THROUGH	JET PROPULSION LABORATORY	1639120	62,681	
43.RD			PASS-THROUGH	JET PROPULSION LABORATORY	1639254	23,424	
43.RD			PASS-THROUGH	JET PROPULSION LABORATORY	1641764	32,964	
43.RD			PASS-THROUGH	JET PROPULSION LABORATORY	1641977	30,395	
43.RD			PASS-THROUGH	JET PROPULSION LABORATORY	1641978	15,609	
43.RD			PASS-THROUGH	JET PROPULSION LABORATORY	1642480	124,433	
43.RD			PASS-THROUGH	JET PROPULSION LABORATORY	1643218	2,044	
43.RD			PASS-THROUGH	JET PROPULSION LABORATORY	1643548	40,504	
43.RD			PASS-THROUGH	JET PROPULSION LABORATORY	1644047	101,286	
43.RD			PASS-THROUGH	JET PROPULSION LABORATORY	1645921	49,128	
43.RD			PASS-THROUGH	JET PROPULSION LABORATORY	1647094	69,595	
43.RD			PASS-THROUGH	JET PROPULSION LABORATORY	1648458	41,118	
43.RD			PASS-THROUGH	JET PROPULSION LABORATORY	1649182	154,147	
43.RD			PASS-THROUGH	JET PROPULSION LABORATORY	1649356	35,584	
43.RD			PASS-THROUGH	JET PROPULSION LABORATORY	1650297	86,828	
43.RD			PASS-THROUGH	JET PROPULSION LABORATORY	1650617	45,516	
43.RD			PASS-THROUGH	JET PROPULSION LABORATORY	1650929	19,035	
43.RD			PASS-THROUGH	JET PROPULSION LABORATORY	1651254	98,034	
43.RD			PASS-THROUGH	JET PROPULSION LABORATORY	1651256	87,763	
43.RD			PASS-THROUGH	JET PROPULSION LABORATORY	1651653	72,713	
43.RD			PASS-THROUGH	JET PROPULSION LABORATORY	1652177	5,163	
43.RD			PASS-THROUGH	JET PROPULSION LABORATORY	1652178:001	4,163	
43.RD			PASS-THROUGH	JET PROPULSION LABORATORY	1652179	4,182	
43.RD			PASS-THROUGH	JET PROPULSION LABORATORY	1652180	4,163	
43.RD			PASS-THROUGH	JET PROPULSION LABORATORY	1652181	4,143	
43.RD			PASS-THROUGH	JET PROPULSION LABORATORY	1652208	4,172	
43.RD			PASS-THROUGH	JET PROPULSION LABORATORY	1655497:002	76,722	
43.RD			PASS-THROUGH	JET PROPULSION LABORATORY	1655527	29,365	
43.RD			PASS-THROUGH	JET PROPULSION LABORATORY	1655580	6,440	
43.RD			PASS-THROUGH	JET PROPULSION LABORATORY	1655725	33,624	
43.RD			PASS-THROUGH	JET PROPULSION LABORATORY	1656151	29,490	
43.RD			PASS-THROUGH	JET PROPULSION LABORATORY	1656157	40,367	
43.RD			PASS-THROUGH	JET PROPULSION LABORATORY	1656540	60,503	
43.RD			PASS-THROUGH	JET PROPULSION LABORATORY	1656708	21,616	
43.RD			PASS-THROUGH	JET PROPULSION LABORATORY	1658235	99,426	
43.RD			PASS-THROUGH	JET PROPULSION LABORATORY	1658425	7,264	
43.RD			PASS-THROUGH	JET PROPULSION LABORATORY	1658427	25,991	
43.RD			PASS-THROUGH	JET PROPULSION LABORATORY	1658730	67	
43.RD			PASS-THROUGH	JET PROPULSION LABORATORY	1658775	41,593	
43.RD			PASS-THROUGH	JET PROPULSION LABORATORY	1659506	33,261	
43.RD			PASS-THROUGH	JET PROPULSION LABORATORY	1660880	6,852	
43.RD			PASS-THROUGH	JET PROPULSION LABORATORY	1661809	15,920	
43.RD			PASS-THROUGH	JET PROPULSION LABORATORY	1662648	11,161	
43.RD			PASS-THROUGH	JOHNS HOPKINS UNIVERSITY	042646	501	
43.RD			PASS-THROUGH	JOHNS HOPKINS UNIVERSITY	118127:4	19,999	
43.RD			PASS-THROUGH	JOHNS HOPKINS UNIVERSITY	151384:1	92	
43.RD			PASS-THROUGH	JOHNS HOPKINS UNIVERSITY	975268	2,099,375	658,806
43.RD			PASS-THROUGH	LEONARDO DRS, INC.	SUB 69002159 (80NSSC20K1671)	53,641	
43.RD			PASS-THROUGH	LOCKHEED MARTIN CORPORATION	4104670676	64,575	
43.RD			PASS-THROUGH	MALIN SPACE SCIENCE SYSTEMS, INC.	12-0256	108,535	
43.RD			PASS-THROUGH	MARIOS, INC.	A-19-0569-0002	(859)	
43.RD			PASS-THROUGH	MONTANA, STATE OF	30073675	73,248	
43.RD			PASS-THROUGH	NEXUS PHOTONICS, LLC	80NSSC20C0034	187,467	
43.RD			PASS-THROUGH	OPTO-KNOWLEDGE SYSTEMS, INC.	287-SCRIPPS	32,675	
43.RD			PASS-THROUGH	PRINCETON UNIVERSITY	SUB00000315	20,598	
43.RD			PASS-THROUGH	SAN DIEGO STATE UNIVERSITY	SA0000499	12,936	
43.RD			PASS-THROUGH	SEA-BIRD ELECTRONICS, INC.	F2020-002	172,221	
43.RD			PASS-THROUGH	SOUTHWEST RESEARCH INSTITUTE	J99010MO:14	201,628	
43.RD			PASS-THROUGH	SOUTHWEST RESEARCH INSTITUTE	M99015KJ	208,877	
43.RD			PASS-THROUGH	SPACE HAZARDS APPLICATIONS LLC	80NSSC19K0238-01	21,252	

**University of California**  
**Schedule of Expenditures of Federal Awards**

*For the Fiscal Year Ended  
June 30, 2021  
(Expressed in whole dollars)*

**Research And Development Cluster**

Assistance Listing Number	Federal Program Title	Additional Award Identification	Direct / Pass-Through	Agency or Pass-Through Entity	Pass-Through No. or Other Identifier	Federal Expenditures	Passed-Through to Subrecipients
43.RD			PASS-THROUGH	SPACE TANGO, INC.	SUB 30055717(80JSC017D0019)	245,305	
43.RD			PASS-THROUGH	ULTRA-LOW LOSS TECHNOLOGIES, INC.	SB200054	18,950	
43.RD			PASS-THROUGH	ULTRA-LOW LOSS TECHNOLOGIES, INC.	SB210245	4,897	
43.RD			PASS-THROUGH	UNIVERSITIES SPACE RESEARCH ASSOCIATION	NNA17BF53C	37,947	
43.RD			PASS-THROUGH	UNIVERSITIES SPACE RESEARCH ASSOCIATION	SOF-06-0215-RICHTER	324	
43.RD			PASS-THROUGH	UNIVERSITIES SPACE RESEARCH ASSOCIATION	SUB 08600-012 (NNA16BD14C)	9,036	
43.RD			PASS-THROUGH	UNIVERSITIES SPACE RESEARCH ASSOCIATION	SUB 08600-012(NNA16BD14C)	31,838	
43.RD			PASS-THROUGH	UNIVERSITY OF ARIZONA	20203846	79,734	
43.RD			PASS-THROUGH	UNIVERSITY OF ARIZONA	569113	58,421	
43.RD			PASS-THROUGH	UNIVERSITY OF COLORADO BOULDER	1000013136	2,199,054	
43.RD			PASS-THROUGH	UNIVERSITY OF COLORADO BOULDER	1556355	35,496	
43.RD			PASS-THROUGH	UNIVERSITY OF ILLINOIS AT URBANA-CHAMPAIGN	098942-17872	140,025	115,000
43.RD			PASS-THROUGH	UNIVERSITY OF IOWA	1002081198	1,368,952	
43.RD			PASS-THROUGH	UNIVERSITY OF IOWA	1002082693	458,332	
43.RD			PASS-THROUGH	UNIVERSITY OF MICHIGAN	SUBK00011436:1	84,950	
43.RD			PASS-THROUGH	UNIVERSITY OF MICHIGAN	SUBK00011437:1	154,967	
43.RD			PASS-THROUGH	UNIVERSITY OF MINNESOTA	A005821705:10	33,634	
43.RD			PASS-THROUGH	UNIVERSITY OF NEW HAMPSHIRE	17-007:13	(3)	
43.RD			PASS-THROUGH	UNIVERSITY OF COLORADO SYSTEM	1558824	11,848	
43.RD			PASS-THROUGH	LOMA LINDA UNIVERSITY	08NSCOR08	(39,816)	
43.RD	Total					41,516,806	5,591,601
45.024	PROMOTION OF THE ARTS GRANTS TO ORGANIZATIONS AND INDIVIDUALS		DIRECT	NATIONAL FOUNDATION ON THE ARTS AND THE HUMANITIES	VARIOUS	173,145	
45.024	PROMOTION OF THE ARTS GRANTS TO ORGANIZATIONS AND INDIVIDUALS Total					173,145	
45.129	PROMOTION OF THE HUMANITIES-FEDERAL/STATE PARTNERSHIP		DIRECT	NATIONAL FOUNDATION ON THE ARTS AND THE HUMANITIES	VARIOUS	295,739	
45.129	PROMOTION OF THE HUMANITIES-FEDERAL/STATE PARTNERSHIP		PASS-THROUGH	CALIFORNIA HUMANITIES	A18-0591-001	2,469	
45.129	PROMOTION OF THE HUMANITIES-FEDERAL/STATE PARTNERSHIP		PASS-THROUGH	CALIFORNIA HUMANITIES	BLA-470	6	
45.129	PROMOTION OF THE HUMANITIES-FEDERAL/STATE PARTNERSHIP		PASS-THROUGH	CALIFORNIA HUMANITIES	HFAP20-87	18,364	
45.129	PROMOTION OF THE HUMANITIES-FEDERAL/STATE PARTNERSHIP		PASS-THROUGH	CALIFORNIA HUMANITIES	SUB HFAP18-33	2,505	
45.129	PROMOTION OF THE HUMANITIES-FEDERAL/STATE PARTNERSHIP Total					319,082	
45.149	PROMOTION OF THE HUMANITIES DIVISION OF PRESERVATION AND ACCESS		DIRECT	NATIONAL FOUNDATION ON THE ARTS AND THE HUMANITIES	VARIOUS	240,807	
45.149	PROMOTION OF THE HUMANITIES DIVISION OF PRESERVATION AND ACCESS		PASS-THROUGH	SOCIETY OF ARCHITECTURAL HISTORIANS	011940	455	
45.149	PROMOTION OF THE HUMANITIES DIVISION OF PRESERVATION AND ACCESS Total					241,261	
45.160	PROMOTION OF THE HUMANITIES FELLOWSHIPS AND STIPENDS		DIRECT	NATIONAL FOUNDATION ON THE ARTS AND THE HUMANITIES	VARIOUS	104,343	
45.160	PROMOTION OF THE HUMANITIES FELLOWSHIPS AND STIPENDS Total					104,343	
45.161	PROMOTION OF THE HUMANITIES RESEARCH		DIRECT	NATIONAL FOUNDATION ON THE ARTS AND THE HUMANITIES	VARIOUS	43,437	19,819
45.161	PROMOTION OF THE HUMANITIES RESEARCH Total					43,437	19,819
45.162	PROMOTION OF THE HUMANITIES TEACHING AND LEARNING RESOURCES AND CURRICULUM DEVELOPMENT		DIRECT	NATIONAL FOUNDATION ON THE ARTS AND THE HUMANITIES	VARIOUS	12,656	
45.162	PROMOTION OF THE HUMANITIES TEACHING AND LEARNING RESOURCES AND CURRICULUM DEVELOPMENT Total					12,656	
45.164	PROMOTION OF THE HUMANITIES PUBLIC PROGRAMS		DIRECT	NATIONAL FOUNDATION ON THE ARTS AND THE HUMANITIES	VARIOUS	3,500	
45.164	PROMOTION OF THE HUMANITIES PUBLIC PROGRAMS Total					3,500	
45.169	PROMOTION OF THE HUMANITIES OFFICE OF DIGITAL HUMANITIES		DIRECT	NATIONAL FOUNDATION ON THE ARTS AND THE HUMANITIES	VARIOUS	48,795	
45.169	PROMOTION OF THE HUMANITIES OFFICE OF DIGITAL HUMANITIES		PASS-THROUGH	CARNEGIE MELLON UNIVERSITY	1080400-395143	47,231	
45.169	PROMOTION OF THE HUMANITIES OFFICE OF DIGITAL HUMANITIES Total					96,026	
45.301	MUSEUMS FOR AMERICA		DIRECT	NATIONAL FOUNDATION ON THE ARTS AND THE HUMANITIES	VARIOUS	209,686	
45.301	MUSEUMS FOR AMERICA Total					209,686	
45.312	NATIONAL LEADERSHIP GRANTS		DIRECT	NATIONAL FOUNDATION ON THE ARTS AND THE HUMANITIES	VARIOUS	633,338	202,784
45.312	NATIONAL LEADERSHIP GRANTS		PASS-THROUGH	UNIVERSITY OF NOTRE DAME	SUB LG-70-18-0082-18(203364UCS	6,516	
45.312	NATIONAL LEADERSHIP GRANTS Total					639,854	202,784
45.313	LAURA BUSH 21ST CENTURY LIBRARIAN PROGRAM		DIRECT	NATIONAL FOUNDATION ON THE ARTS AND THE HUMANITIES	VARIOUS	150,134	178,909
45.313	LAURA BUSH 21ST CENTURY LIBRARIAN PROGRAM Total					150,134	178,909
45.RD			PASS-THROUGH	DUKE UNIVERSITY	HHSN27500037	(69)	
45.RD			PASS-THROUGH	SOCIETY OF ARCHITECTURAL HISTORIANS	SUB02-NEH	909	
45.RD	Total					840	
47.040	MATERIALS RESEARCH PROJECT SUPPORT		DIRECT	NATIONAL SCIENCE FOUNDATION (NSF)	VARIOUS	13,077	
47.040	MATERIALS RESEARCH PROJECT SUPPORT Total					13,077	
47.041	ENGINEERING		DIRECT	NATIONAL SCIENCE FOUNDATION (NSF)	VARIOUS	51,950,097	5,355,143
47.041	ENGINEERING		PASS-THROUGH	AMBERSTONE BIOSCIENCES, INC.	AB-1913404-CYC1	13,199	
47.041	ENGINEERING		PASS-THROUGH	AMERICAN POLITICAL SCIENCE ASSOCIATION	20205059	395	
47.041	ENGINEERING		PASS-THROUGH	AMERICAN POLITICAL SCIENCE ASSOCIATION	20205111	2,602	
47.041	ENGINEERING		PASS-THROUGH	ARIZONA STATE UNIVERSITY/TEMPE	15-742	987,199	70,000
47.041	ENGINEERING		PASS-THROUGH	ARIZONA STATE UNIVERSITY/TEMPE	17-026:04	43,215	
47.041	ENGINEERING		PASS-THROUGH	BOSTON UNIVERSITY	4500002865	389	
47.041	ENGINEERING		PASS-THROUGH	CALIFORNIA STATE UNIVERSITY FULLERTON/CSU FULLERTON AUXILIAR	S-7223-UCI	1,442	
47.041	ENGINEERING		PASS-THROUGH	CALIFORNIA STATE UNIVERSITY SAN FRANCISCO STATE UNIVERSITY	S19-0001	62,220	
47.041	ENGINEERING		PASS-THROUGH	CALYX, INC.	042894	40,167	
47.041	ENGINEERING		PASS-THROUGH	CARDIAC MOTION, LLC	201403401	(3,330)	
47.041	ENGINEERING		PASS-THROUGH	CITY UNIVERSITY OF NEW YORK	40E48-A	48,415	

**University of California**  
**Schedule of Expenditures of Federal Awards**

*For the Fiscal Year Ended*  
*June 30, 2021*  
*(Expressed in whole dollars)*

**Research And Development Cluster**

Assistance Listing Number	Federal Program Title	Additional Award Identification	Direct / Pass-Through	Agency or Pass-Through Entity	Pass-Through No. or Other Identifier	Federal Expenditures	Passed-Through to Subrecipients
47.041	ENGINEERING		PASS-THROUGH	COLORADO STATE UNIVERSITY	007837	82,650	
47.041	ENGINEERING		PASS-THROUGH	COLORADO STATE UNIVERSITY	G-00973-2	49,940	
47.041	ENGINEERING		PASS-THROUGH	CORNELL UNIVERSITY	70369-10329-4	(3,759)	
47.041	ENGINEERING		PASS-THROUGH	EMBR LABS INC.	20161719	18,181	
47.041	ENGINEERING		PASS-THROUGH	GEORGIA INSTITUTE OF TECHNOLOGY	RG382-G1	13,907	
47.041	ENGINEERING		PASS-THROUGH	HARVEY MUDD COLLEGE	1745970	89,091	
47.041	ENGINEERING		PASS-THROUGH	INSTON, INC	20133964	4,611	
47.041	ENGINEERING		PASS-THROUGH	JOHNS HOPKINS UNIVERSITY	SUB 2001929066 (ERFI-1332344)	54,127	
47.041	ENGINEERING		PASS-THROUGH	KENT STATE UNIVERSITY	402091-UCLA	1,493	
47.041	ENGINEERING		PASS-THROUGH	KNOX MEDICAL DIAGNOSTICS INC	A130875	90,678	
47.041	ENGINEERING		PASS-THROUGH	MICHIGAN STATE UNIVERSITY	SUB RC111316A (2027113)	15,025	
47.041	ENGINEERING		PASS-THROUGH	NANOELECTRONICS RESEARCH CORPORATION	SUB 2016-NE-2701 (ECCS-1640173)	(153)	
47.041	ENGINEERING		PASS-THROUGH	NEW YORK UNIVERSITY	F1449-03	55,125	
47.041	ENGINEERING		PASS-THROUGH	NORTHWESTERN UNIVERSITY	SP0032077-PROJ0008536	(24)	
47.041	ENGINEERING		PASS-THROUGH	PURDUE UNIVERSITY	SUB 10000719-081 (EEC-1227110)	1,508,784	
47.041	ENGINEERING		PASS-THROUGH	SOUTH 8 TECHNOLOGIES, INC.	SUIB 20183017(1831087)	80	
47.041	ENGINEERING		PASS-THROUGH	ST. JUDE CHILDREN'S RESEARCH HOSPITAL	120153010-7934918	162,204	
47.041	ENGINEERING		PASS-THROUGH	STANFORD UNIVERSITY	28139880-50542-C	290,041	
47.041	ENGINEERING		PASS-THROUGH	STANFORD UNIVERSITY	61613955-124096	12,759	
47.041	ENGINEERING		PASS-THROUGH	STORX TECHNOLOGIES, INC.	A21-0661	69,194	
47.041	ENGINEERING		PASS-THROUGH	TEXAS A&M UNIVERSITY - COLLEGE STATION	M1801370-1	764,554	
47.041	ENGINEERING		PASS-THROUGH	UNIVERSITY OF ARIZONA	SUB 413309 (CMMI-1662816)	21,879	
47.041	ENGINEERING		PASS-THROUGH	UNIVERSITY OF ARIZONA	SUB 454513(EFMA-1640860)	101,160	
47.041	ENGINEERING		PASS-THROUGH	UNIVERSITY OF ARIZONA	Y503161	(92)	
47.041	ENGINEERING		PASS-THROUGH	UNIVERSITY OF IDAHO	FEK232-SB-001:02	(15,345)	
47.041	ENGINEERING		PASS-THROUGH	UNIVERSITY OF ILLINOIS AT CHICAGO	17350	45,129	
47.041	ENGINEERING		PASS-THROUGH	UNIVERSITY OF ILLINOIS AT URBANA-CHAMPAIGN	087442-16581	162,632	
47.041	ENGINEERING		PASS-THROUGH	UNIVERSITY OF MARYLAND	011677	139,355	
47.041	ENGINEERING		PASS-THROUGH	UNIVERSITY OF MINNESOTA	A008985704	87,893	
47.041	ENGINEERING		PASS-THROUGH	UNIVERSITY OF NEVADA, RENO	UNR-21-13	50,863	
47.041	ENGINEERING		PASS-THROUGH	UNIVERSITY OF PENNSYLVANIA	570440	50,742	
47.041	ENGINEERING		PASS-THROUGH	UNIVERSITY OF PITTSBURGH	CNVA00060421(012196-1)	95,670	
47.041	ENGINEERING		PASS-THROUGH	UNIVERSITY OF SOUTH CAROLINA	21-4324	10,048	
47.041	ENGINEERING		PASS-THROUGH	UNIVERSITY OF SOUTH CAROLINA	214364	11,343	
47.041	ENGINEERING		PASS-THROUGH	UNIVERSITY OF SOUTHERN CALIFORNIA	96586107-1	321,248	
47.041	ENGINEERING		PASS-THROUGH	UNIVERSITY OF TEXAS-AUSTIN	SUB UTA15-000855 (1520817)	5,060	
47.041	ENGINEERING		PASS-THROUGH	UNIVERSITY OF TEXAS-AUSTIN	SUB UTA20-000980 (CMMI- 202...	20,081	
47.041	ENGINEERING		PASS-THROUGH	UNIVERSITY OF TEXAS-AUSTIN	UTA12-000944	191,531	
47.041	ENGINEERING		PASS-THROUGH	UNIVERSITY OF TEXAS-AUSTIN	UTA15-000860-4	2,134	
47.041	ENGINEERING		PASS-THROUGH	UNIVERSITY OF TEXAS-AUSTIN	UT A20-000978	36,016	
47.041	ENGINEERING		PASS-THROUGH	UNIVERSITY SYSTEM OF GEORGIA	SUB AWD-100982-G1 (1609823)	175,793	
47.041	ENGINEERING		PASS-THROUGH	VIRGINIA POLYTECHNIC INSTITUTE AND STATE UNIVERSITY	480090-19B03	39,164	
47.041	ENGINEERING		PASS-THROUGH	RUTGERS	011261	146	
47.041	ENGINEERING		PASS-THROUGH	SUNY UNIVERSITY AT BUFFALO	R1245230	9,690	
47.041	ENGINEERING Total					57,986,658	5,425,143
47.041	COVID-19 - ENGINEERING	COVID-19	DIRECT	NATIONAL SCIENCE FOUNDATION (NSF)	VARIOUS	2,840,804	19,115
47.041	COVID-19 - ENGINEERING	COVID-19	PASS-THROUGH	UNIVERSITY OF WISCONSIN-MADISON	0000000553	9,810	
47.041	COVID-19 - ENGINEERING Total					2,850,613	19,115
47.048			DIRECT	NATIONAL SCIENCE FOUNDATION (NSF)		677,986	105,668
47.048	SCIENCE EDUCATION DEVELOPMENT AND RESEARCH AND RESOURCES IMPROVEMENT				VARIOUS		
47.048	SCIENCE EDUCATION DEVELOPMENT AND RESEARCH AND RESOURCES IMPROVEMENT					677,986	105,668
47.048	Total						
47.049	MATHEMATICAL AND PHYSICAL SCIENCES		DIRECT	NATIONAL SCIENCE FOUNDATION (NSF)	VARIOUS	104,070,639	5,153,671
47.049	MATHEMATICAL AND PHYSICAL SCIENCES		PASS-THROUGH	ASSOCIATED UNIVERSITIES, INC	SOSPAA6-003-CYC1	2,526	
47.049	MATHEMATICAL AND PHYSICAL SCIENCES		PASS-THROUGH	ASSOCIATED UNIVERSITIES, INC	SOSPAA6-024	11,082	
47.049	MATHEMATICAL AND PHYSICAL SCIENCES		PASS-THROUGH	ASSOCIATED UNIVERSITIES, INC	SOSPAA7-016	4,180	
47.049	MATHEMATICAL AND PHYSICAL SCIENCES		PASS-THROUGH	ASSOCIATION OF UNIVERSITIES FOR RESEARCH IN ASTRONOMY	A17-0909-003	31,446	
47.049	MATHEMATICAL AND PHYSICAL SCIENCES		PASS-THROUGH	ASSOCIATION OF UNIVERSITIES FOR RESEARCH IN ASTRONOMY	N56981C	62,628	
47.049	MATHEMATICAL AND PHYSICAL SCIENCES		PASS-THROUGH	BARNARD COLLEGE	A19-0334-001	3,216	
47.049	MATHEMATICAL AND PHYSICAL SCIENCES		PASS-THROUGH	BAYLOR UNIVERSITY	1800411	1,616	
47.049	MATHEMATICAL AND PHYSICAL SCIENCES		PASS-THROUGH	BAYLOR UNIVERSITY	SUB 30240114-1 (1740203)	14,946	
47.049	MATHEMATICAL AND PHYSICAL SCIENCES		PASS-THROUGH	BRANDEIS UNIVERSITY	GR404040	6,265	
47.049	MATHEMATICAL AND PHYSICAL SCIENCES		PASS-THROUGH	CALIFORNIA ASSOCIATION FOR RESEARCH IN ASTRONOMY	13401-6	(1,051)	
47.049	MATHEMATICAL AND PHYSICAL SCIENCES		PASS-THROUGH	CALIFORNIA ASSOCIATION FOR RESEARCH IN ASTRONOMY	14888	141,355	
47.049	MATHEMATICAL AND PHYSICAL SCIENCES		PASS-THROUGH	CALIFORNIA ASSOCIATION FOR RESEARCH IN ASTRONOMY	A18-0926-002	310,653	
47.049	MATHEMATICAL AND PHYSICAL SCIENCES		PASS-THROUGH	CALIFORNIA ASSOCIATION FOR RESEARCH IN ASTRONOMY	A19-0370-001	18,748	
47.049	MATHEMATICAL AND PHYSICAL SCIENCES		PASS-THROUGH	CALIFORNIA INSTITUTE OF TECHNOLOGY	A17-0921-001	17,306	
47.049	MATHEMATICAL AND PHYSICAL SCIENCES		PASS-THROUGH	CALIFORNIA INSTITUTE OF TECHNOLOGY	S488853	865,813	
47.049	MATHEMATICAL AND PHYSICAL SCIENCES		PASS-THROUGH	CALIFORNIA STATE UNIVERSITY, NORTHIDGE	A20-0009-S001	263,782	
47.049	MATHEMATICAL AND PHYSICAL SCIENCES		PASS-THROUGH	CITY UNIVERSITY OF NEW YORK	CM00001662-00-CYC1	30,587	
47.049	MATHEMATICAL AND PHYSICAL SCIENCES		PASS-THROUGH	COLLEGE OF WILLIAM AND MARY	SUB 714488-71268(DUE-1446258)	13,701	
47.049	MATHEMATICAL AND PHYSICAL SCIENCES		PASS-THROUGH	COLUMBIA UNIVERSITY	31(GG016228)	212,680	
47.049	MATHEMATICAL AND PHYSICAL SCIENCES		PASS-THROUGH	COLUMBIA UNIVERSITY	32(GG016228)	93,005	
47.049	MATHEMATICAL AND PHYSICAL SCIENCES		PASS-THROUGH	CORNELL UNIVERSITY	009069	1,479	
47.049	MATHEMATICAL AND PHYSICAL SCIENCES		PASS-THROUGH	CORNELL UNIVERSITY	75548-10820-3	487,281	
47.049	MATHEMATICAL AND PHYSICAL SCIENCES		PASS-THROUGH	CORNELL UNIVERSITY	78877-10862-1	(37,649)	
47.049	MATHEMATICAL AND PHYSICAL SCIENCES		PASS-THROUGH	CORNELL UNIVERSITY	79433-20660	373,299	
47.049	MATHEMATICAL AND PHYSICAL SCIENCES		PASS-THROUGH	CORNELL UNIVERSITY	79433-20670	41,523	
47.049	MATHEMATICAL AND PHYSICAL SCIENCES		PASS-THROUGH	CORNELL UNIVERSITY	PHY-1946735	16,852	
47.049	MATHEMATICAL AND PHYSICAL SCIENCES		PASS-THROUGH	DUKE UNIVERSITY	333-2455	152,669	
47.049	MATHEMATICAL AND PHYSICAL SCIENCES		PASS-THROUGH	DUKE UNIVERSITY	333-2553	99,810	
47.049	MATHEMATICAL AND PHYSICAL SCIENCES		PASS-THROUGH	EMORY UNIVERSITY	A025454	70,527	

**University of California  
Schedule of Expenditures of Federal Awards**

*For the Fiscal Year Ended  
June 30, 2021  
(Expressed in whole dollars)*

**Research And Development Cluster**

Assistance Listing Number	Federal Program Title	Additional Award Identification	Direct / Pass-Through	Agency or Pass-Through Entity	Pass-Through No. or Other Identifier	Federal Expenditures	Passed-Through to Subrecipients
47.049	MATHEMATICAL AND PHYSICAL SCIENCES		PASS-THROUGH	EMORY UNIVERSITY	A025589-1	214,169	
47.049	MATHEMATICAL AND PHYSICAL SCIENCES		PASS-THROUGH	GEORGIA INSTITUTE OF TECHNOLOGY	AWD-000181-G2	1,119	
47.049	MATHEMATICAL AND PHYSICAL SCIENCES		PASS-THROUGH	INDIANA UNIVERSITY	8054-UCLA	34,057	
47.049	MATHEMATICAL AND PHYSICAL SCIENCES		PASS-THROUGH	JACKSON STATE UNIVERSITY	633215-UCSB	49,751	
47.049	MATHEMATICAL AND PHYSICAL SCIENCES		PASS-THROUGH	MASSACHUSETTS INSTITUTE OF TECHNOLOGY	SUB 5710003976(PHY-1541160)	5,885	
47.049	MATHEMATICAL AND PHYSICAL SCIENCES		PASS-THROUGH	NEVADA SYSTEM OF HIGHER EDUCATION	UNR 18-25	(504)	
47.049	MATHEMATICAL AND PHYSICAL SCIENCES		PASS-THROUGH	OHIO STATE UNIVERSITY	60046614.6	113,466	
47.049	MATHEMATICAL AND PHYSICAL SCIENCES		PASS-THROUGH	OREGON STATE UNIVERSITY	S1891	(66)	
47.049	MATHEMATICAL AND PHYSICAL SCIENCES		PASS-THROUGH	PRINCETON UNIVERSITY	SUB 0000182(PHY-1624356)	1,861,443	
47.049	MATHEMATICAL AND PHYSICAL SCIENCES		PASS-THROUGH	RENAISSANCE COMPUTING INSTITUTE	SUB 5115825 (CNS-1935966)	30,654	
47.049	MATHEMATICAL AND PHYSICAL SCIENCES		PASS-THROUGH	RICE UNIVERSITY	R3J451	47,828	
47.049	MATHEMATICAL AND PHYSICAL SCIENCES		PASS-THROUGH	SOUTHERN METHODIST UNIVERSITY	G001942-7500	135,778	
47.049	MATHEMATICAL AND PHYSICAL SCIENCES		PASS-THROUGH	STANFORD UNIVERSITY	61941275-134448	83,505	
47.049	MATHEMATICAL AND PHYSICAL SCIENCES		PASS-THROUGH	UNIVERSITY OF ARIZONA	466912	(5,070)	
47.049	MATHEMATICAL AND PHYSICAL SCIENCES		PASS-THROUGH	UNIVERSITY OF CHICAGO		29,728	
47.049	MATHEMATICAL AND PHYSICAL SCIENCES				SUBAWARD		
47.049	MATHEMATICAL AND PHYSICAL SCIENCES		PASS-THROUGH	UNIVERSITY OF COLORADO BOULDER	AWD100312 (SUB0000...		
47.049	MATHEMATICAL AND PHYSICAL SCIENCES		PASS-THROUGH	UNIVERSITY OF COLORADO BOULDER	1554565	946,080	
47.049	MATHEMATICAL AND PHYSICAL SCIENCES		PASS-THROUGH	UNIVERSITY OF COLORADO BOULDER	1554568	162,543	
47.049	MATHEMATICAL AND PHYSICAL SCIENCES		PASS-THROUGH	UNIVERSITY OF COLORADO BOULDER	SUB 15560030 (AST 2037918)	24,875	
47.049	MATHEMATICAL AND PHYSICAL SCIENCES		PASS-THROUGH	UNIVERSITY OF ILLINOIS AT URBANA-CHAMPAIGN		49,021	
47.049	MATHEMATICAL AND PHYSICAL SCIENCES		PASS-THROUGH	UNIVERSITY OF IOWA	011568		
47.049	MATHEMATICAL AND PHYSICAL SCIENCES		PASS-THROUGH	UNIVERSITY OF MICHIGAN	011058	11,025	
47.049	MATHEMATICAL AND PHYSICAL SCIENCES		PASS-THROUGH	UNIVERSITY OF MINNESOTA	3003700ASTA	(1)	
47.049	MATHEMATICAL AND PHYSICAL SCIENCES		PASS-THROUGH	UNIVERSITY OF MINNESOTA	A004088503	991	
47.049	MATHEMATICAL AND PHYSICAL SCIENCES		PASS-THROUGH	UNIVERSITY OF MINNESOTA	A004088504	123	
47.049	MATHEMATICAL AND PHYSICAL SCIENCES		PASS-THROUGH	UNIVERSITY OF MINNESOTA	A007231601	170,591	
47.049	MATHEMATICAL AND PHYSICAL SCIENCES		PASS-THROUGH	UNIVERSITY OF MINNESOTA	A008060103	94,074	
47.049	MATHEMATICAL AND PHYSICAL SCIENCES		PASS-THROUGH	UNIVERSITY OF MINNESOTA	A008060114	17,165	
47.049	MATHEMATICAL AND PHYSICAL SCIENCES		PASS-THROUGH	UNIVERSITY OF ROCHESTER	2020249	49,967	
47.049	MATHEMATICAL AND PHYSICAL SCIENCES		PASS-THROUGH	UNIVERSITY OF ROCHESTER	417874-G	102,705	
47.049	MATHEMATICAL AND PHYSICAL SCIENCES		PASS-THROUGH	UNIVERSITY OF TEXAS-EL PASO	226100993A	49,837	
47.049	MATHEMATICAL AND PHYSICAL SCIENCES		PASS-THROUGH	UNIVERSITY OF TEXAS-EL PASO	UOT-59874	(183)	
47.049	MATHEMATICAL AND PHYSICAL SCIENCES		PASS-THROUGH	UNIVERSITY OF UTAH	10052943-UC	342,059	
47.049	MATHEMATICAL AND PHYSICAL SCIENCES		PASS-THROUGH	UNIVERSITY OF WASHINGTON	UWSC11424	79,488	
47.049	MATHEMATICAL AND PHYSICAL SCIENCES		PASS-THROUGH	UNIVERSITY OF WASHINGTON	UWSC9674-3	102,553	
47.049	MATHEMATICAL AND PHYSICAL SCIENCES		PASS-THROUGH	UNIVERSITY OF WISCONSIN-MADISON	0000000294	175,883	
47.049	MATHEMATICAL AND PHYSICAL SCIENCES		PASS-THROUGH	UNIVERSITY OF WISCONSIN-MADISON	010364	100,348	
47.049	MATHEMATICAL AND PHYSICAL SCIENCES		PASS-THROUGH	UNIVERSITY OF WISCONSIN-MADISON	011972	62,212	
47.049	MATHEMATICAL AND PHYSICAL SCIENCES		PASS-THROUGH	UNIVERSITY OF WISCONSIN-MADISON	776K193	118,750	
47.049	MATHEMATICAL AND PHYSICAL SCIENCES		PASS-THROUGH	UNIVERSITY OF WISCONSIN-MADISON	838K073	67,532	
47.049	MATHEMATICAL AND PHYSICAL SCIENCES		PASS-THROUGH	UNIVERSITY OF WISCONSIN-MADISON	SUB 408K133 (PHY-1148698)	43,702	
47.049	MATHEMATICAL AND PHYSICAL SCIENCES		PASS-THROUGH	VIRGINIA POLYTECHNIC INSTITUTE AND STATE UNIVERSITY	1907435	25,745	
47.049	MATHEMATICAL AND PHYSICAL SCIENCES		PASS-THROUGH	W. M. KECK FOUNDATION	15436	120,302	
47.049	MATHEMATICAL AND PHYSICAL SCIENCES		PASS-THROUGH	YALE UNIVERSITY	GR110081 (CON-80002459)	59,088	
47.049	MATHEMATICAL AND PHYSICAL SCIENCES		PASS-THROUGH	STONY BROOK UNIVERSITY	76749/1136652/2	117,565	
47.049	MATHEMATICAL AND PHYSICAL SCIENCES		PASS-THROUGH	UNIVERSITY OF NOTRE DAME	203643UCB	128,229	
47.049	MATHEMATICAL AND PHYSICAL SCIENCES		PASS-THROUGH	UNIVERSITY OF NOTRE DAME	203949UCB	16,598	
47.049	MATHEMATICAL AND PHYSICAL SCIENCES		PASS-THROUGH	UNIVERSITY OF NOTRE DAME	SUB 203615UCSD (1918692)	20,428	
47.049	MATHEMATICAL AND PHYSICAL SCIENCES		PASS-THROUGH	UNIVERSITY OF COLORADO SYSTEM	1554564-5	644,208	
47.049	MATHEMATICAL AND PHYSICAL SCIENCES		PASS-THROUGH	UNIVERSITY OF COLORADO SYSTEM	1556927	90,113	
47.049	MATHEMATICAL AND PHYSICAL SCIENCES Total					113,976,075	5,153,671
47.049	COVID-19 - MATHEMATICAL AND PHYSICAL SCIENCES	COVID-19	DIRECT	NATIONAL SCIENCE FOUNDATION (NSF)	VARIOUS	280,752	
47.049	COVID-19 - MATHEMATICAL AND PHYSICAL SCIENCES Total					280,752	
47.050	GEOSCIENCES		DIRECT	NATIONAL SCIENCE FOUNDATION (NSF)	VARIOUS	58,437,566	3,172,886
47.050	GEOSCIENCES		PASS-THROUGH	ARIZONA STATE UNIVERSITY/TEMPE	17-170	4	
47.050	GEOSCIENCES		PASS-THROUGH	COLORADO SCHOOL OF MINES	401609-5801	96,389	
47.050	GEOSCIENCES		PASS-THROUGH	COLORADO STATE UNIVERSITY	G-96783-2	1,753	
47.050	GEOSCIENCES		PASS-THROUGH	COLUMBIA UNIVERSITY	009101	16,696	
47.050	GEOSCIENCES		PASS-THROUGH	COLUMBIA UNIVERSITY	2(GG009393-01)	7,071	
47.050	GEOSCIENCES		PASS-THROUGH	COLUMBIA UNIVERSITY	2B(GG009393)	5,500	
47.050	GEOSCIENCES		PASS-THROUGH	COLUMBIA UNIVERSITY	2C(GG009393)	11,630	
47.050	GEOSCIENCES		PASS-THROUGH	COLUMBIA UNIVERSITY	3(GG008855)	163	
47.050	GEOSCIENCES		PASS-THROUGH	COLUMBIA UNIVERSITY	3(GG015488)	163,536	
47.050	GEOSCIENCES		PASS-THROUGH	COLUMBIA UNIVERSITY	A17-0484-006	13,015	
47.050	GEOSCIENCES		PASS-THROUGH	COLUMBIA UNIVERSITY	A20-0020-001	69,859	
47.050	GEOSCIENCES		PASS-THROUGH	COLUMBIA UNIVERSITY	A20-0337-001	14,526	
47.050	GEOSCIENCES		PASS-THROUGH	COLUMBIA UNIVERSITY	A20-0878-001	242	
47.050	GEOSCIENCES		PASS-THROUGH	CONFLUENCY LLC	SUB 20201753	19,477	
47.050	GEOSCIENCES		PASS-THROUGH	CORNELL UNIVERSITY	71423-11142	18,870	
47.050	GEOSCIENCES		PASS-THROUGH	CORNELL UNIVERSITY	A17-0542-001	708	
47.050	GEOSCIENCES		PASS-THROUGH	DUKE UNIVERSITY		22,332	
47.050	GEOSCIENCES				SUB 333-2419 (1721611)		
47.050	GEOSCIENCES		PASS-THROUGH	HAMPTON UNIVERSITY	A19-0659-001	39,797	
47.050	GEOSCIENCES		PASS-THROUGH	INCORPORATED RESEARCH INSTITUTIONS FOR SEISMOLOGY		779,282	
47.050	GEOSCIENCES		PASS-THROUGH	INCORPORATED RESEARCH INSTITUTIONS FOR SEISMOLOGY	08-UCSD-SAGE		
47.050	GEOSCIENCES		PASS-THROUGH	INCORPORATED RESEARCH INSTITUTIONS FOR SEISMOLOGY	09-UCSD (MD)-SAGE	333,654	
47.050	GEOSCIENCES		PASS-THROUGH	INCORPORATED RESEARCH INSTITUTIONS FOR SEISMOLOGY	SU-19-1001-08-UCSD, TASK OR...	1,697,637	
47.050	GEOSCIENCES		PASS-THROUGH	INCORPORATED RESEARCH INSTITUTIONS FOR SEISMOLOGY	SU-19-1001-08-UCSD, TASK ORDER	713,035	
47.050	GEOSCIENCES		PASS-THROUGH	MASSACHUSETTS INSTITUTE OF TECHNOLOGY		15,363	
47.050	GEOSCIENCES		PASS-THROUGH	MASSACHUSETTS INSTITUTE OF TECHNOLOGY	5710003955	23,054	
47.050	GEOSCIENCES				5710004225:1		
47.050	GEOSCIENCES		PASS-THROUGH	MICHIGAN STATE UNIVERSITY	MICH-2480A	64,706	
47.050	GEOSCIENCES		PASS-THROUGH	NEW YORK UNIVERSITY	F0691-04	61,919	
47.050	GEOSCIENCES		PASS-THROUGH	OREGON STATE UNIVERSITY	011258	60,021	
47.050	GEOSCIENCES		PASS-THROUGH	PORTLAND STATE UNIVERSITY	100077:2	568	
47.050	GEOSCIENCES		PASS-THROUGH	PRINCETON UNIVERSITY	SUB00000008	235,115	
47.050	GEOSCIENCES		PASS-THROUGH	SAN JOSE STATE UNIVERSITY RESEARCH FOUNDATION		18,675	
47.050	GEOSCIENCES		PASS-THROUGH	UNIVERSITY OF ALASKA	A18-0010-001		
47.050	GEOSCIENCES		PASS-THROUGH	UNIVERSITY OF ALASKA	A18-0011-002	57,749	
47.050	GEOSCIENCES		PASS-THROUGH	UNIVERSITY OF ALASKA	UA 21-0021	27,972	
47.050	GEOSCIENCES		PASS-THROUGH	UNIVERSITY OF CHICAGO	1852617	80,892	
47.050	GEOSCIENCES		PASS-THROUGH	UNIVERSITY OF CHICAGO	AWD0100221 (SUB00000006)	370,017	

**University of California**  
**Schedule of Expenditures of Federal Awards**

*For the Fiscal Year Ended*  
*June 30, 2021*  
*(Expressed in whole dollars)*

**Research And Development Cluster**

Assistance Listing Number	Federal Program Title	Additional Award Identification	Direct / Pass-Through	Agency or Pass-Through Entity	Pass-Through No. or Other Identifier	Federal Expenditures	Passed-Through to Subrecipients
47.050	GEOSCIENCES		PASS-THROUGH	UNIVERSITY OF CHICAGO	AWD100221 (SUB00000070)	3,412	
47.050	GEOSCIENCES		PASS-THROUGH	UNIVERSITY OF CHICAGO	UNIVCHFP052668	(1,556)	
47.050	GEOSCIENCES		PASS-THROUGH	UNIVERSITY OF HAWAII - WEST OAHU	MA 1369	33,439	
47.050	GEOSCIENCES		PASS-THROUGH	UNIVERSITY OF HAWAII AT MANOA	MA 1392	76,440	
47.050	GEOSCIENCES		PASS-THROUGH	UNIVERSITY OF MIAMI	S15-49	90,575	
47.050	GEOSCIENCES		PASS-THROUGH	UNIVERSITY OF MIAMI	SPC-000190	233,088	
47.050	GEOSCIENCES		PASS-THROUGH	UNIVERSITY OF NEW HAMPSHIRE	14-063	14,256	
47.050	GEOSCIENCES		PASS-THROUGH	UNIVERSITY OF NEW MEXICO	A17-0628-003	250,394	
47.050	GEOSCIENCES		PASS-THROUGH	UNIVERSITY OF NORTH CAROLINA AT WILMINGTON	579090-19-01	59,776	
47.050	GEOSCIENCES		PASS-THROUGH	UNIVERSITY OF SOUTHERN CALIFORNIA	010008	(12)	
47.050	GEOSCIENCES		PASS-THROUGH	UNIVERSITY OF SOUTHERN CALIFORNIA	011246	2,566	
47.050	GEOSCIENCES		PASS-THROUGH	UNIVERSITY OF SOUTHERN CALIFORNIA	011785	8,339	
47.050	GEOSCIENCES		PASS-THROUGH	UNIVERSITY OF SOUTHERN CALIFORNIA	011900	31,528	
47.050	GEOSCIENCES		PASS-THROUGH	UNIVERSITY OF SOUTHERN CALIFORNIA	011943	33,526	
47.050	GEOSCIENCES		PASS-THROUGH	UNIVERSITY OF SOUTHERN CALIFORNIA	100670135:1	93,785	
47.050	GEOSCIENCES		PASS-THROUGH	UNIVERSITY OF SOUTHERN CALIFORNIA	118062755	24,625	
47.050	GEOSCIENCES		PASS-THROUGH	UNIVERSITY OF SOUTHERN CALIFORNIA	118063041-MSI-C	2,728	
47.050	GEOSCIENCES		PASS-THROUGH	UNIVERSITY OF SOUTHERN CALIFORNIA	91261301	69,430	
47.050	GEOSCIENCES		PASS-THROUGH	UNIVERSITY OF SOUTHERN CALIFORNIA	91269673	47,103	
47.050	GEOSCIENCES		PASS-THROUGH	UNIVERSITY OF SOUTHERN CALIFORNIA	A17-0917-005	37,860	
47.050	GEOSCIENCES		PASS-THROUGH	UNIVERSITY OF UTAH	10043668	32,835	
47.050	GEOSCIENCES		PASS-THROUGH	UNIVERSITY OF WASHINGTON	UWSC10548	(641)	
47.050	GEOSCIENCES		PASS-THROUGH	UNIVERSITY SYSTEM OF MARYLAND	86308-Z3459201	65,883	
47.050	GEOSCIENCES		PASS-THROUGH	WESTED	S00017 1222	2,518	
47.050	GEOSCIENCES		PASS-THROUGH	WOODS HOLE OCEANOGRAPHIC INSTITUTION		1,339,652	
47.050	GEOSCIENCES		PASS-THROUGH	YALE UNIVERSITY	A101436	5,529	
47.050	GEOSCIENCES		PASS-THROUGH	RUTGERS	009738	8,692	
47.050	GEOSCIENCES		PASS-THROUGH	SUNY UNIVERSITY AT BUFFALO	R983146	24,328	
47.050	GEOSCIENCES Total					66,068,894	3,172,886
47.050	COVID-19 - GEOSCIENCES	COVID-19	DIRECT	NATIONAL SCIENCE FOUNDATION (NSF)	VARIOUS	5,652,183	141,427
47.050	COVID-19 - GEOSCIENCES	COVID-19	PASS-THROUGH	UNIVERSITY OF NEW MEXICO	133660-873Q	10,343	
47.050	COVID-19 - GEOSCIENCES Total					5,662,526	141,427
47.070	COMPUTER AND INFORMATION SCIENCE AND ENGINEERING		DIRECT	NATIONAL SCIENCE FOUNDATION (NSF)	VARIOUS	91,877,950	4,109,159
47.070	COMPUTER AND INFORMATION SCIENCE AND ENGINEERING		PASS-THROUGH	ASSOCIATION OF AMERICAN GEOGRAPHERS	010352	54,325	
47.070	COMPUTER AND INFORMATION SCIENCE AND ENGINEERING		PASS-THROUGH	BATTELLE MEMORIAL INSTITUTE	SUB US001-0000789419	634,660	
47.070	COMPUTER AND INFORMATION SCIENCE AND ENGINEERING		PASS-THROUGH	COMPUTING RESEARCH ASSOCIATION	1940460	44,163	
47.070	COMPUTER AND INFORMATION SCIENCE AND ENGINEERING		PASS-THROUGH	COMPUTING RESEARCH ASSOCIATION	2030859	73,656	
47.070	COMPUTER AND INFORMATION SCIENCE AND ENGINEERING		PASS-THROUGH	COMPUTING RESEARCH ASSOCIATION	CIF2020-UCB-23	99,282	
47.070	COMPUTER AND INFORMATION SCIENCE AND ENGINEERING		PASS-THROUGH	COMPUTING RESEARCH ASSOCIATION	CIF2020-UCB-40	57,263	
47.070	COMPUTER AND INFORMATION SCIENCE AND ENGINEERING		PASS-THROUGH	COMPUTING RESEARCH ASSOCIATION	CIF2020-UCI-31	62,176	
47.070	COMPUTER AND INFORMATION SCIENCE AND ENGINEERING		PASS-THROUGH	COMPUTING RESEARCH ASSOCIATION	CIF2020-UCLA-15	57,490	
47.070	COMPUTER AND INFORMATION SCIENCE AND ENGINEERING		PASS-THROUGH	COMPUTING RESEARCH ASSOCIATION	CIF2020-UCLA-38	94,186	
47.070	COMPUTER AND INFORMATION SCIENCE AND ENGINEERING		PASS-THROUGH	COMPUTING RESEARCH ASSOCIATION	SUB CIF2020-UCSD-27 (2030859)	59,948	
47.070	COMPUTER AND INFORMATION SCIENCE AND ENGINEERING		PASS-THROUGH	COMPUTING RESEARCH ASSOCIATION	SUB CIF2020-UCSD-56 (2030859)	60,421	
47.070	COMPUTER AND INFORMATION SCIENCE AND ENGINEERING		PASS-THROUGH	CORNELL UNIVERSITY	76221-10547	411,626	
47.070	COMPUTER AND INFORMATION SCIENCE AND ENGINEERING		PASS-THROUGH	CORPORATION FOR EDUCATION NETWORK INITIATIVES IN CALIFORNIA	SUB C45-489 ( 2029306 )	62,133	
47.070	COMPUTER AND INFORMATION SCIENCE AND ENGINEERING		PASS-THROUGH	E4THEFUTURE, INC.	202110SUSAN	30,688	
47.070	COMPUTER AND INFORMATION SCIENCE AND ENGINEERING		PASS-THROUGH	INDIANA UNIVERSITY	SUB BL4812537UCSD (OAC-1840034)	84,898	
47.070	COMPUTER AND INFORMATION SCIENCE AND ENGINEERING		PASS-THROUGH	INDIANA UNIVERSITY	UA4812506UCD	(7,813)	
47.070	COMPUTER AND INFORMATION SCIENCE AND ENGINEERING		PASS-THROUGH	IOWA STATE UNIVERSITY	022698B	29,687	
47.070	COMPUTER AND INFORMATION SCIENCE AND ENGINEERING		PASS-THROUGH	KANSAS STATE UNIVERSITY	A21-0144-S001	22,318	
47.070	COMPUTER AND INFORMATION SCIENCE AND ENGINEERING		PASS-THROUGH	MENTOR ON THE GO, LLC	SUB 20183028 (1831257)	188,567	
47.070	COMPUTER AND INFORMATION SCIENCE AND ENGINEERING		PASS-THROUGH	MICHIGAN STATE UNIVERSITY	SUB RC108911UCSD (OAC-1835144)	116,022	
47.070	COMPUTER AND INFORMATION SCIENCE AND ENGINEERING		PASS-THROUGH	MONTEREY BAY AQUARIUM RESEARCH INSTITUTE	2011048 (SUB OCE-1946578)	90,821	
47.070	COMPUTER AND INFORMATION SCIENCE AND ENGINEERING		PASS-THROUGH	NANO COMPOSITE PRODUCTS, INC	SUB 20202484	52,835	
47.070	COMPUTER AND INFORMATION SCIENCE AND ENGINEERING		PASS-THROUGH	NORTHEASTERN UNIVERSITY	50286478050	42,080	
47.070	COMPUTER AND INFORMATION SCIENCE AND ENGINEERING		PASS-THROUGH	NORTHWESTERN UNIVERSITY	010367	164,956	
47.070	COMPUTER AND INFORMATION SCIENCE AND ENGINEERING		PASS-THROUGH	NORTHWESTERN UNIVERSITY	010715	18,179	
47.070	COMPUTER AND INFORMATION SCIENCE AND ENGINEERING		PASS-THROUGH	NORTHWESTERN UNIVERSITY	SPO029341	102,295	
47.070	COMPUTER AND INFORMATION SCIENCE AND ENGINEERING		PASS-THROUGH	NORTHWESTERN UNIVERSITY	PROJ0007719 (ACI-145)		
47.070	COMPUTER AND INFORMATION SCIENCE AND ENGINEERING		PASS-THROUGH	OHIO STATE UNIVERSITY	SUB 60054740 UCSD ( OAC-193598	119,650	
47.070	COMPUTER AND INFORMATION SCIENCE AND ENGINEERING		PASS-THROUGH	PRINCETON UNIVERSITY	60068496	24,902	
47.070	COMPUTER AND INFORMATION SCIENCE AND ENGINEERING		PASS-THROUGH	PRINCETON UNIVERSITY	A19-0420-001	252,657	
47.070	COMPUTER AND INFORMATION SCIENCE AND ENGINEERING		PASS-THROUGH	PRINCETON UNIVERSITY	SUB 0000269(OCA-1836650)	350,424	
47.070	COMPUTER AND INFORMATION SCIENCE AND ENGINEERING		PASS-THROUGH	PRINCETON UNIVERSITY	SUB00000268	127,845	
47.070	COMPUTER AND INFORMATION SCIENCE AND ENGINEERING		PASS-THROUGH	PURDUE UNIVERSITY	10000686-018	470,088	
47.070	COMPUTER AND INFORMATION SCIENCE AND ENGINEERING		PASS-THROUGH	PURDUE UNIVERSITY	10001257-015	60,603	
47.070	COMPUTER AND INFORMATION SCIENCE AND ENGINEERING		PASS-THROUGH	PURDUE UNIVERSITY	SUB 10000686-019 (CCF-0939370)	146,735	
47.070	COMPUTER AND INFORMATION SCIENCE AND ENGINEERING		PASS-THROUGH	PURDUE UNIVERSITY	SUB 10001171-19(OAC-1724728)	57,652	

**University of California  
Schedule of Expenditures of Federal Awards**

*For the Fiscal Year Ended  
June 30, 2021  
(Expressed in whole dollars)*

**Research And Development Cluster**

Assistance Listing Number	Federal Program Title	Additional Award Identification	Direct / Pass-Through	Agency or Pass-Through Entity	Pass-Through No. or Other Identifier	Federal Expenditures	Passed-Through to Subrecipients
47.070	COMPUTER AND INFORMATION SCIENCE AND ENGINEERING		PASS-THROUGH	RESEARCH CORPORATION FOR SCIENCE ADVANCEMENT	30051233	33,688	
47.070	COMPUTER AND INFORMATION SCIENCE AND ENGINEERING		PASS-THROUGH	TEXAS A&M UNIVERSITY - COLLEGE STATION	M1903347	99,279	
47.070	COMPUTER AND INFORMATION SCIENCE AND ENGINEERING		PASS-THROUGH	UNIVERSITY OF ILLINOIS AT URBANA-CHAMPAIGN	078343-15668	69,272	
47.070	COMPUTER AND INFORMATION SCIENCE AND ENGINEERING		PASS-THROUGH	UNIVERSITY OF ILLINOIS AT URBANA-CHAMPAIGN	SUB 083842-16110(ACI-1548562)	2,861,599	
47.070	COMPUTER AND INFORMATION SCIENCE AND ENGINEERING		PASS-THROUGH	UNIVERSITY OF ILLINOIS AT URBANA-CHAMPAIGN	SUB 094096-17249 (1764055)	86,228	
47.070	COMPUTER AND INFORMATION SCIENCE AND ENGINEERING		PASS-THROUGH	UNIVERSITY OF ILLINOIS AT URBANA-CHAMPAIGN	SUB 100253-18221 (2005572)	6,611	
47.070	COMPUTER AND INFORMATION SCIENCE AND ENGINEERING		PASS-THROUGH	UNIVERSITY OF MEMPHIS	1640813	114,503	
47.070	COMPUTER AND INFORMATION SCIENCE AND ENGINEERING		PASS-THROUGH	UNIVERSITY OF MEMPHIS	20163902.2	38,813	
47.070	COMPUTER AND INFORMATION SCIENCE AND ENGINEERING		PASS-THROUGH	UNIVERSITY OF MICHIGAN	3004636405	82,939	
47.070	COMPUTER AND INFORMATION SCIENCE AND ENGINEERING		PASS-THROUGH	UNIVERSITY OF MINNESOTA	SUB A008754803 (OAC-2037773)	90,404	
47.070	COMPUTER AND INFORMATION SCIENCE AND ENGINEERING		PASS-THROUGH	UNIVERSITY OF MISSOURI	010810	263,203	
47.070	COMPUTER AND INFORMATION SCIENCE AND ENGINEERING		PASS-THROUGH	UNIVERSITY OF MISSOURI	SUB C00058703-1 (730655)	5,009	
47.070	COMPUTER AND INFORMATION SCIENCE AND ENGINEERING		PASS-THROUGH	UNIVERSITY OF NEW MEXICO	063045-873R	(512)	
47.070	COMPUTER AND INFORMATION SCIENCE AND ENGINEERING		PASS-THROUGH	UNIVERSITY OF NORTH CAROLINA AT CHAPEL HILL	5105700	196,960	
47.070	COMPUTER AND INFORMATION SCIENCE AND ENGINEERING		PASS-THROUGH	UNIVERSITY OF NORTH CAROLINA AT CHARLOTTE	UNC 20180834	5,870	
47.070	COMPUTER AND INFORMATION SCIENCE AND ENGINEERING		PASS-THROUGH	UNIVERSITY OF PENNSYLVANIA	SUB 567562 (1513671 AMENDME...	91,637	
47.070	COMPUTER AND INFORMATION SCIENCE AND ENGINEERING		PASS-THROUGH	UNIVERSITY OF SOUTH FLORIDA	2106-1251-00-A:3	(37)	
47.070	COMPUTER AND INFORMATION SCIENCE AND ENGINEERING		PASS-THROUGH	UNIVERSITY OF SOUTHERN CALIFORNIA	108502103	(14,170)	
47.070	COMPUTER AND INFORMATION SCIENCE AND ENGINEERING		PASS-THROUGH	UNIVERSITY OF TEXAS-ARLINGTON	2019GC0653	74,221	
47.070	COMPUTER AND INFORMATION SCIENCE AND ENGINEERING		PASS-THROUGH	UNIVERSITY OF TEXAS-AUSTIN	1854828	41,810	
47.070	COMPUTER AND INFORMATION SCIENCE AND ENGINEERING		PASS-THROUGH	UNIVERSITY OF TEXAS-AUSTIN	UTA18-001252	95,200	
47.070	COMPUTER AND INFORMATION SCIENCE AND ENGINEERING		PASS-THROUGH	UNIVERSITY OF VIRGINIA	GA11276.PO #2141108	44,149	
47.070	COMPUTER AND INFORMATION SCIENCE AND ENGINEERING		PASS-THROUGH	UNIVERSITY OF VIRGINIA	GA11421.PO#2197128	79,293	
47.070	COMPUTER AND INFORMATION SCIENCE AND ENGINEERING		PASS-THROUGH	UNIVERSITY OF WASHINGTON	UWSC11871	61,675	
47.070	COMPUTER AND INFORMATION SCIENCE AND ENGINEERING		PASS-THROUGH	UNIVERSITY OF WASHINGTON	UWSC12166	82,102	
47.070	COMPUTER AND INFORMATION SCIENCE AND ENGINEERING		PASS-THROUGH	UNIVERSITY OF WASHINGTON	UWSC9467	14,301	
47.070	COMPUTER AND INFORMATION SCIENCE AND ENGINEERING		PASS-THROUGH	UNIVERSITY OF WASHINGTON	UWSC9942:1	25,560	
47.070	COMPUTER AND INFORMATION SCIENCE AND ENGINEERING		PASS-THROUGH	UNIVERSITY OF WISCONSIN-MADISON	203405439	9,239	
47.070	COMPUTER AND INFORMATION SCIENCE AND ENGINEERING		PASS-THROUGH	UNIVERSITY OF WISCONSIN-MADISON	SUB 0000001037 (2030508 - OAC)	250,845	
47.070	COMPUTER AND INFORMATION SCIENCE AND ENGINEERING		PASS-THROUGH	UNIVERSITY OF WISCONSIN-MADISON	SUB 855K724(1506657)	(6)	
47.070	COMPUTER AND INFORMATION SCIENCE AND ENGINEERING		PASS-THROUGH	VANDERBILT UNIVERSITY	SUB UNIV61965 ( 1647196 )	8,667	
47.070	COMPUTER AND INFORMATION SCIENCE AND ENGINEERING		PASS-THROUGH	VANDERBILT UNIVERSITY	UNIV59060:2	50,881	
47.070	COMPUTER AND INFORMATION SCIENCE AND ENGINEERING		PASS-THROUGH	VIRGINIA COMMONWEALTH UNIVERSITY	SUB FP00011535_SA001 (2011...	4,228	
47.070	COMPUTER AND INFORMATION SCIENCE AND ENGINEERING		PASS-THROUGH	VIRGINIA POLYTECHNIC INSTITUTE AND STATE UNIVERSITY	479589-19910	103,462	
47.070	COMPUTER AND INFORMATION SCIENCE AND ENGINEERING		PASS-THROUGH	VIRGINIA POLYTECHNIC INSTITUTE AND STATE UNIVERSITY	479590-19326	32,481	
47.070	COMPUTER AND INFORMATION SCIENCE AND ENGINEERING		PASS-THROUGH	VIRGINIA POLYTECHNIC INSTITUTE AND STATE UNIVERSITY	480388	31,650	
47.070	COMPUTER AND INFORMATION SCIENCE AND ENGINEERING		PASS-THROUGH	VIRGINIA POLYTECHNIC INSTITUTE AND STATE UNIVERSITY	A20-1726-001	24,669	
47.070	COMPUTER AND INFORMATION SCIENCE AND ENGINEERING		PASS-THROUGH	WAYNE STATE UNIVERSITY	WSU20079	30,577	
47.070	COMPUTER AND INFORMATION SCIENCE AND ENGINEERING		PASS-THROUGH	WOODS HOLE OCEANOGRAPHIC INSTITUTION	A101512	186,774	
47.070	COMPUTER AND INFORMATION SCIENCE AND ENGINEERING		PASS-THROUGH	WOODS HOLE OCEANOGRAPHIC INSTITUTION	A101527	47,198	
47.070	COMPUTER AND INFORMATION SCIENCE AND ENGINEERING		PASS-THROUGH	UNIVERSITY OF NOTRE DAME	202917UCI	21,032	
47.070	COMPUTER AND INFORMATION SCIENCE AND ENGINEERING		PASS-THROUGH	UNIVERSITY OF NOTRE DAME	SUB 203467UCSD (DEB-1840223)	81,506	
47.070	COMPUTER AND INFORMATION SCIENCE AND ENGINEERING Total					101,628,181	4,109,159
47.070	COVID-19 - COMPUTER AND INFORMATION SCIENCE AND ENGINEERING	COVID-19	DIRECT	NATIONAL SCIENCE FOUNDATION (NSF)	VARIOUS	1,262,033	
47.070	COVID-19 - COMPUTER AND INFORMATION SCIENCE AND ENGINEERING Total					1,262,033	
47.074	BIOLOGICAL SCIENCES		DIRECT	NATIONAL SCIENCE FOUNDATION (NSF)	VARIOUS	46,867,912	4,395,941
47.074	BIOLOGICAL SCIENCES		PASS-THROUGH	ARIZONA STATE UNIVERSITY/TEMPE	DEB1414374	255	
47.074	BIOLOGICAL SCIENCES		PASS-THROUGH	BROWN UNIVERSITY	SUB 00001351 (DBI-1707352)	515,325	
47.074	BIOLOGICAL SCIENCES		PASS-THROUGH	CALIFORNIA INSTITUTE OF TECHNOLOGY	1926023	51,203	
47.074	BIOLOGICAL SCIENCES		PASS-THROUGH	CALIFORNIA INSTITUTE OF TECHNOLOGY	S456833	100,299	
47.074	BIOLOGICAL SCIENCES		PASS-THROUGH	CARY INSTITUTE OF ECOSYSTEM STUDIES	DEB-1855277	(5,680)	
47.074	BIOLOGICAL SCIENCES		PASS-THROUGH	CENTRAL MICHIGAN UNIVERSITY	F63362	1,972	
47.074	BIOLOGICAL SCIENCES		PASS-THROUGH	CHAPMAN UNIVERSITY	500486	36,766	
47.074	BIOLOGICAL SCIENCES		PASS-THROUGH	COLD SPRING HARBOR LABORATORY	SUB 52720112 / 52720212 / P...	43,997	
47.074	BIOLOGICAL SCIENCES		PASS-THROUGH	CORNELL UNIVERSITY	1822330	186,858	
47.074	BIOLOGICAL SCIENCES		PASS-THROUGH	DONALD DANFORTH PLANT SCIENCE CENTER	23704-C	299,773	
47.074	BIOLOGICAL SCIENCES		PASS-THROUGH	EMORY UNIVERSITY	1844803	7,524	
47.074	BIOLOGICAL SCIENCES		PASS-THROUGH	HARVARD UNIVERSITY	111269-5110907	87,377	
47.074	BIOLOGICAL SCIENCES		PASS-THROUGH	HARVARD UNIVERSITY	A19-0392-001	47,697	
47.074	BIOLOGICAL SCIENCES		PASS-THROUGH	IOWA STATE UNIVERSITY	ISU4204045	(2,260)	

**University of California**  
**Schedule of Expenditures of Federal Awards**

*For the Fiscal Year Ended*  
*June 30, 2021*  
*(Expressed in whole dollars)*

**Research And Development Cluster**

Assistance Listing Number	Federal Program Title	Additional Award Identification	Direct / Pass-Through	Agency or Pass-Through Entity	Pass-Through No. or Other Identifier	Federal Expenditures	Passed-Through to Subrecipients
47.074	BIOLOGICAL SCIENCES		PASS-THROUGH	J. CRAIG VENTER INSTITUTE	JCVI-19-005	84,143	
47.074	BIOLOGICAL SCIENCES		PASS-THROUGH	KANSAS STATE UNIVERSITY	A00-0490-S001-A01	130,233	
47.074	BIOLOGICAL SCIENCES		PASS-THROUGH	MASSACHUSETTS INSTITUTE OF TECHNOLOGY		18,360	
47.074	BIOLOGICAL SCIENCES		PASS-THROUGH	MONTANA STATE UNIVERSITY	A21-0292-001	25,184	
47.074	BIOLOGICAL SCIENCES		PASS-THROUGH	OHIO STATE UNIVERSITY	2010718	31	
47.074	BIOLOGICAL SCIENCES		PASS-THROUGH	OHIO STATE UNIVERSITY	60061209	4,588	
47.074	BIOLOGICAL SCIENCES		PASS-THROUGH	PENNSYLVANIA STATE UNIVERSITY	60078892	295	
47.074	BIOLOGICAL SCIENCES		PASS-THROUGH	PENNSYLVANIA STATE UNIVERSITY	011905	144,775	
47.074	BIOLOGICAL SCIENCES		PASS-THROUGH	PERCEUS, INC.	S000240-NSF	74,239	
47.074	BIOLOGICAL SCIENCES		PASS-THROUGH	RICE UNIVERSITY	A135677	57,697	
47.074	BIOLOGICAL SCIENCES		PASS-THROUGH	STANFORD UNIVERSITY	SUB R3G401 (MCB-1616755)	74,282	
47.074	BIOLOGICAL SCIENCES		PASS-THROUGH	TENNESSEE STATE UNIVERSITY	61091724-118374:3	79,905	
47.074	BIOLOGICAL SCIENCES		PASS-THROUGH	THE NATIONAL MARINE MAMMAL FOUNDATION	TSU-05555411	90	
47.074	BIOLOGICAL SCIENCES		PASS-THROUGH	TUFTS UNIVERSITY	NSF-1656077-1	4,760	
47.074	BIOLOGICAL SCIENCES		PASS-THROUGH	UNIVERSITY OF ARIZONA	A19-0780-001	273	
47.074	BIOLOGICAL SCIENCES		PASS-THROUGH	UNIVERSITY OF ARIZONA	357961	61,472	
47.074	BIOLOGICAL SCIENCES		PASS-THROUGH	UNIVERSITY OF COLORADO BOULDER	531848	39,839	
47.074	BIOLOGICAL SCIENCES		PASS-THROUGH	UNIVERSITY OF COLORADO BOULDER	012024	161,610	
47.074	BIOLOGICAL SCIENCES		PASS-THROUGH	UNIVERSITY OF CONNECTICUT	1556974	120,953	
47.074	BIOLOGICAL SCIENCES		PASS-THROUGH	UNIVERSITY OF GEORGIA	331024	8,723	
47.074	BIOLOGICAL SCIENCES		PASS-THROUGH	UNIVERSITY OF GEORGIA	007057	1,824	
47.074	BIOLOGICAL SCIENCES		PASS-THROUGH	UNIVERSITY OF IDAHO	RR167-627/S000815	14,966	
47.074	BIOLOGICAL SCIENCES		PASS-THROUGH	UNIVERSITY OF ILLINOIS AT URBANA-CHAMPAIGN	CB2960	(21,686)	
47.074	BIOLOGICAL SCIENCES		PASS-THROUGH	UNIVERSITY OF ILLINOIS AT URBANA-CHAMPAIGN	SUB 092605-17118	469	
47.074	BIOLOGICAL SCIENCES		PASS-THROUGH	UNIVERSITY OF MAINE SYSTEM	(1818344)	189,660	
47.074	BIOLOGICAL SCIENCES		PASS-THROUGH	UNIVERSITY OF MINNESOTA	UMS-1046	5,181	
47.074	BIOLOGICAL SCIENCES		PASS-THROUGH	UNIVERSITY OF NEBRASKA	1934384	25,821	
47.074	BIOLOGICAL SCIENCES		PASS-THROUGH	UNIVERSITY OF NORTH CAROLINA AT CHAPEL HILL	A18-0889-001	5111338	42,437
47.074	BIOLOGICAL SCIENCES		PASS-THROUGH	UNIVERSITY OF NORTH CAROLINA AT CHAPEL HILL	5111339	3,574	
47.074	BIOLOGICAL SCIENCES		PASS-THROUGH	UNIVERSITY OF OREGON	1758947	19,882	
47.074	BIOLOGICAL SCIENCES		PASS-THROUGH	UNIVERSITY OF PUERTO RICO	2019-005	13,147	
47.074	BIOLOGICAL SCIENCES		PASS-THROUGH	UNIVERSITY OF PUGET SOUND	271038	169,152	
47.074	BIOLOGICAL SCIENCES		PASS-THROUGH	UNIVERSITY OF TEXAS-AUSTIN	SUB UTA20-000890	(2014862)	35,420
47.074	BIOLOGICAL SCIENCES		PASS-THROUGH	UNIVERSITY OF WASHINGTON	1616821	21,631	
47.074	BIOLOGICAL SCIENCES		PASS-THROUGH	UNIVERSITY OF WASHINGTON	1748843	38,560	
47.074	BIOLOGICAL SCIENCES		PASS-THROUGH	UNIVERSITY OF WASHINGTON	UWSC211362	102,530	
47.074	BIOLOGICAL SCIENCES		PASS-THROUGH	UNIVERSITY OF WISCONSIN-MADISON	0000000179	(786)	
47.074	BIOLOGICAL SCIENCES		PASS-THROUGH	UNIVERSITY OF WISCONSIN-MADISON	692K182	78,580	
47.074	BIOLOGICAL SCIENCES		PASS-THROUGH	UNIVERSITY OF WYOMING	1002790A	165,398	
47.074	BIOLOGICAL SCIENCES		PASS-THROUGH	UNIVERSITY OF WYOMING	1547796	8,158	
47.074	BIOLOGICAL SCIENCES		PASS-THROUGH	UNIVERSITY SYSTEM OF MARYLAND	8450-24808006	7,930	
47.074	BIOLOGICAL SCIENCES		PASS-THROUGH	VIRGINIA POLYTECHNIC INSTITUTE AND STATE UNIVERSITY	A20-0115-001	1,473	
47.074	BIOLOGICAL SCIENCES		PASS-THROUGH	WASHINGTON STATE UNIVERSITY	127507-G003626	416	
47.074	BIOLOGICAL SCIENCES		PASS-THROUGH	WASHINGTON UNIVERSITY IN ST. LOUIS	009658	11,700	
47.074	BIOLOGICAL SCIENCES		PASS-THROUGH	WELLESLEY COLLEGE	SA26539	69,208	
47.074	BIOLOGICAL SCIENCES		PASS-THROUGH	YALE UNIVERSITY	GR110066 (CON-8002444)	132,030	
47.074	BIOLOGICAL SCIENCES		PASS-THROUGH	RUTGERS	0913	47,854	
47.074	BIOLOGICAL SCIENCES		PASS-THROUGH	RUTGERS	A20-0700-001	1,469,652	
47.074	BIOLOGICAL SCIENCES		PASS-THROUGH	RUTGERS	SUB 0912 ( DBI-1832184)	142,403	
47.074	BIOLOGICAL SCIENCES		PASS-THROUGH	UNIVERSITY OF COLORADO SYSTEM	1556857	87,793	
47.074	BIOLOGICAL SCIENCES		PASS-THROUGH	SUNY UNIVERSITY AT BUFFALO	6230	200,406	
47.074	BIOLOGICAL SCIENCES		PASS-THROUGH	SUNY UNIVERSITY AT BUFFALO	R1092333	52,415,255	4,395,941
47.074	BIOLOGICAL SCIENCES Total					1,501,781	46,582
47.074	COVID-19 - BIOLOGICAL SCIENCES	COVID-19	DIRECT	NATIONAL SCIENCE FOUNDATION (NSF)	VARIOUS	1,501,781	46,582
47.074	COVID-19 - BIOLOGICAL SCIENCES Total					1,501,781	46,582
47.075	SOCIAL, BEHAVIORAL, AND ECONOMIC SCIENCES		DIRECT	NATIONAL SCIENCE FOUNDATION (NSF)		15,086,824	1,590,125
47.075	SOCIAL, BEHAVIORAL, AND ECONOMIC SCIENCES		PASS-THROUGH	ARIZONA STATE UNIVERSITY/TEMPE	VARIOUS	4,096	
47.075	SOCIAL, BEHAVIORAL, AND ECONOMIC SCIENCES		PASS-THROUGH	BOSTON UNIVERSITY	16-823:05	40,868	
47.075	SOCIAL, BEHAVIORAL, AND ECONOMIC SCIENCES		PASS-THROUGH	BOSTON UNIVERSITY	4500003335	56,873	
47.075	SOCIAL, BEHAVIORAL, AND ECONOMIC SCIENCES		PASS-THROUGH	CLARK UNIVERSITY	2A325-7533	26,690	
47.075	SOCIAL, BEHAVIORAL, AND ECONOMIC SCIENCES		PASS-THROUGH	CORNELL UNIVERSITY	1823489	37,339	
47.075	SOCIAL, BEHAVIORAL, AND ECONOMIC SCIENCES		PASS-THROUGH	GEORGIA STATE UNIVERSITY	1949003	59,458	
47.075	SOCIAL, BEHAVIORAL, AND ECONOMIC SCIENCES		PASS-THROUGH	GEORGIA STATE UNIVERSITY	SP00014301-01	18,868	
47.075	SOCIAL, BEHAVIORAL, AND ECONOMIC SCIENCES		PASS-THROUGH	HASKINS LABORATORIES, INC	1-A215	23,436	
47.075	SOCIAL, BEHAVIORAL, AND ECONOMIC SCIENCES		PASS-THROUGH	PORTLAND STATE UNIVERSITY	100104	34,134	
47.075	SOCIAL, BEHAVIORAL, AND ECONOMIC SCIENCES		PASS-THROUGH	PRINCETON UNIVERSITY	SUB00000373	23,441	2,507
47.075	SOCIAL, BEHAVIORAL, AND ECONOMIC SCIENCES		PASS-THROUGH	STANFORD UNIVERSITY	61343100-122890	109,430	
47.075	SOCIAL, BEHAVIORAL, AND ECONOMIC SCIENCES		PASS-THROUGH	STATE UNIVERSITY OF NEW YORK	550-1142143-79134	7,615	
47.075	SOCIAL, BEHAVIORAL, AND ECONOMIC SCIENCES		PASS-THROUGH	SYRACUSE UNIVERSITY	30914-05434-S02	33,591	
47.075	SOCIAL, BEHAVIORAL, AND ECONOMIC SCIENCES		PASS-THROUGH	TEXAS A&M UNIVERSITY - COLLEGE STATION	M1902444	1,050	
47.075	SOCIAL, BEHAVIORAL, AND ECONOMIC SCIENCES		PASS-THROUGH	TEXAS A&M UNIVERSITY - COLLEGE STATION	S-001320	68,307	
47.075	SOCIAL, BEHAVIORAL, AND ECONOMIC SCIENCES		PASS-THROUGH	UNIVERSITY OF ARIZONA	1922439	15,275	
47.075	SOCIAL, BEHAVIORAL, AND ECONOMIC SCIENCES		PASS-THROUGH	UNIVERSITY OF CHICAGO	AWD067826	4,422	
47.075	SOCIAL, BEHAVIORAL, AND ECONOMIC SCIENCES		PASS-THROUGH	UNIVERSITY OF MASSACHUSETTS AMHERST	19-010844B00	34,402	
47.075	SOCIAL, BEHAVIORAL, AND ECONOMIC SCIENCES		PASS-THROUGH	UNIVERSITY OF MICHIGAN	SUBK00015253	6,689	
47.075	SOCIAL, BEHAVIORAL, AND ECONOMIC SCIENCES		PASS-THROUGH	UNIVERSITY OF MINNESOTA	A005858801	15,692,808	1,592,632
47.075	SOCIAL, BEHAVIORAL, AND ECONOMIC SCIENCES Total					914,811	125,250
47.075	COVID-19 - SOCIAL, BEHAVIORAL, AND ECONOMIC SCIENCES	COVID-19	DIRECT	NATIONAL SCIENCE FOUNDATION (NSF)	VARIOUS		



**University of California  
Schedule of Expenditures of Federal Awards**

*For the Fiscal Year Ended  
June 30, 2021  
(Expressed in whole dollars)*

**Research And Development Cluster**

Assistance Listing Number	Federal Program Title	Additional Award Identification	Direct / Pass-Through	Agency or Pass-Through Entity	Pass-Through No. or Other Identifier	Federal Expenditures	Passed-Through to Subrecipients
47.075	COVID-19 - SOCIAL, BEHAVIORAL, AND ECONOMIC SCIENCES	COVID-19	PASS-THROUGH	STANFORD UNIVERSITY	62434614-186889	60,125	
47.075	COVID-19 - SOCIAL, BEHAVIORAL, AND ECONOMIC SCIENCES Total					974,936	125,250
47.076	EDUCATION AND HUMAN RESOURCES		DIRECT	NATIONAL SCIENCE FOUNDATION (NSF)	VARIOUS	76,162,750	2,279,813
47.076	EDUCATION AND HUMAN RESOURCES		PASS-THROUGH	9 DOTS COMMUNITY LEARNING CENTER	002	70,090	
47.076	EDUCATION AND HUMAN RESOURCES		PASS-THROUGH	AMERICAN EDUCATIONAL RESEARCH ASSOCIATION	AERA-5569253	11,312	
47.076	EDUCATION AND HUMAN RESOURCES		PASS-THROUGH	AMERICAN MUSEUM OF NATURAL HISTORY	3-2014	906	
47.076	EDUCATION AND HUMAN RESOURCES		PASS-THROUGH	BOSTON UNIVERSITY	4500003453	22,131	
47.076	EDUCATION AND HUMAN RESOURCES		PASS-THROUGH	CALIFORNIA STATE UNIVERSITY		40,431	
47.076	EDUCATION AND HUMAN RESOURCES		PASS-THROUGH	SACRAMENTO/UNIVERSITY ENTERPRISE	532571A-CYC1		
47.076	EDUCATION AND HUMAN RESOURCES		PASS-THROUGH	CALIFORNIA STATE UNIVERSITY, FRESNO	SC360490-19-01	26,594	
47.076	EDUCATION AND HUMAN RESOURCES		PASS-THROUGH	CARLETON COLLEGE	SUB 1748-	57,353	
47.076	EDUCATION AND HUMAN RESOURCES		PASS-THROUGH	EDUCATION DEVELOPMENT CENTER, INC.	11828	(3,497)	
47.076	EDUCATION AND HUMAN RESOURCES		PASS-THROUGH	EXPLORATORIUM	050823	99	
47.076	EDUCATION AND HUMAN RESOURCES		PASS-THROUGH	FOUNDATION FOR CALIFORNIA COMMUNITY COLLEGES	SUB NS-017-17 (DUE-1645083)	4,096	
47.076	EDUCATION AND HUMAN RESOURCES		PASS-THROUGH	HARVARD UNIVERSITY	123930-5097974	40,259	
47.076	EDUCATION AND HUMAN RESOURCES		PASS-THROUGH	MICHIGAN STATE UNIVERSITY	RC104101UCB	1,709	
47.076	EDUCATION AND HUMAN RESOURCES		PASS-THROUGH	NATIONAL UNIVERSITY	2022-01-02-03-2019-2021	13,280	
47.076	EDUCATION AND HUMAN RESOURCES		PASS-THROUGH	NEW YORK HALL OF SCIENCE	NSF0026-03	988	
47.076	EDUCATION AND HUMAN RESOURCES		PASS-THROUGH	PENNSYLVANIA STATE UNIVERSITY	5510-UCI-NSF-4355	27,400	
47.076	EDUCATION AND HUMAN RESOURCES		PASS-THROUGH	PENNSYLVANIA STATE UNIVERSITY	5864-UCI-NSF-1012	122,821	
47.076	EDUCATION AND HUMAN RESOURCES		PASS-THROUGH	RIVERSIDE COMMUNITY COLLEGE DISTRICT		1,325	
47.076	EDUCATION AND HUMAN RESOURCES		PASS-THROUGH	RIVERSIDE COMMUNITY COLLEGE DISTRICT	010725	40,431	
47.076	EDUCATION AND HUMAN RESOURCES		PASS-THROUGH	RIVERSIDE UNIFIED SCHOOL DISTRICT	C00006461-CYC1		
47.076	EDUCATION AND HUMAN RESOURCES		PASS-THROUGH	UNIVERSITY OF KANSAS/KU CENTER FOR RESEARCH, INC.	RUSD R0091319	53,590	
47.076	EDUCATION AND HUMAN RESOURCES		PASS-THROUGH	UNIVERSITY OF MARYLAND	FY2016056	19,237	
47.076	EDUCATION AND HUMAN RESOURCES		PASS-THROUGH	UNIVERSITY OF NORTH CAROLINA AT CHAPEL HILL	49427-Z3016202-B	22,591	
47.076	EDUCATION AND HUMAN RESOURCES		PASS-THROUGH	UNIVERSITY OF SOUTHERN CALIFORNIA	125105374	(63)	
47.076	EDUCATION AND HUMAN RESOURCES		PASS-THROUGH	UNIVERSITY OF SOUTHERN CALIFORNIA	126168692	62,071	
47.076	EDUCATION AND HUMAN RESOURCES		PASS-THROUGH	UNIVERSITY OF SOUTHERN CALIFORNIA	1834528	21,674	
47.076	EDUCATION AND HUMAN RESOURCES		PASS-THROUGH	UNIVERSITY OF WASHINGTON	UWSC10468	41,301	
47.076	EDUCATION AND HUMAN RESOURCES		PASS-THROUGH	UNIVERSITY OF WISCONSIN-MADISON	787K161	24,274	
47.076	EDUCATION AND HUMAN RESOURCES		PASS-THROUGH	VANDERBILT UNIVERSITY	UNIV61158	6,700	
47.076	EDUCATION AND HUMAN RESOURCES		PASS-THROUGH	WESTED	S-00014572	84,449	
47.076	EDUCATION AND HUMAN RESOURCES		PASS-THROUGH	WESTED	S-00016448	232,608	
47.076	EDUCATION AND HUMAN RESOURCES		PASS-THROUGH	WGBH EDUCATIONAL FOUNDATION	K201803096	45,174	
47.076	EDUCATION AND HUMAN RESOURCES		PASS-THROUGH	RUTGERS	SUB 1170 (DGE-1561687)	31,728	
47.076	EDUCATION AND HUMAN RESOURCES		PASS-THROUGH	UNIVERSITY OF COLORADO SYSTEM	A21-0162-001	79,340	
47.076	EDUCATION AND HUMAN RESOURCES		PASS-THROUGH	ASTRONOMICAL SOCIETY OF THE PACIFIC	2018-02-77-LHS	9,138	
47.076	EDUCATION AND HUMAN RESOURCES Total					77,374,288	2,279,813
47.076	COVID-19 - EDUCATION AND HUMAN RESOURCES	COVID-19	DIRECT	NATIONAL SCIENCE FOUNDATION (NSF)	VARIOUS	169,121	
47.076	COVID-19 - EDUCATION AND HUMAN RESOURCES Total					169,121	
47.078	POLAR PROGRAMS		DIRECT	NATIONAL SCIENCE FOUNDATION (NSF)	VARIOUS	1,860,906	193,223
47.078	POLAR PROGRAMS		PASS-THROUGH	PRINCETON UNIVERSITY	SUB00000447	252,861	
47.078	POLAR PROGRAMS		PASS-THROUGH	UNIVERSITY OF CHICAGO	SUB AWD100518 ( SUB 00000152 (	29,674	
47.078	POLAR PROGRAMS		PASS-THROUGH	RUTGERS	1336 PO 1311620	18,442	
47.078	POLAR PROGRAMS		PASS-THROUGH	RUTGERS	A20-0745-001	205,043	
47.078	POLAR PROGRAMS Total					2,366,926	193,223
47.079	OFFICE OF INTERNATIONAL SCIENCE AND ENGINEERING		DIRECT	NATIONAL SCIENCE FOUNDATION (NSF)	VARIOUS	1,190,473	34,944
47.079	OFFICE OF INTERNATIONAL SCIENCE AND ENGINEERING		PASS-THROUGH	KANSAS STATE UNIVERSITY	1743701	1	
47.079	OFFICE OF INTERNATIONAL SCIENCE AND ENGINEERING		PASS-THROUGH	SAN DIEGO STATE UNIVERSITY	SA0000200.11	(19,689)	
47.079	OFFICE OF INTERNATIONAL SCIENCE AND ENGINEERING		PASS-THROUGH	UNIVERSITY OF DELAWARE	SUB 51656(1844463)	208,599	
47.079	OFFICE OF INTERNATIONAL SCIENCE AND ENGINEERING		PASS-THROUGH	UNIVERSITY OF PITTSBURGH	CNVA00055445	120,798	
47.079	OFFICE OF INTERNATIONAL SCIENCE AND ENGINEERING		PASS-THROUGH	VANDERBILT UNIVERSITY	UNIV579S	160,441	
47.079	OFFICE OF INTERNATIONAL SCIENCE AND ENGINEERING		PASS-THROUGH	VIRGINIA POLYTECHNIC INSTITUTE AND STATE UNIVERSITY	AST-2037870	24,113	
47.079	OFFICE OF INTERNATIONAL SCIENCE AND ENGINEERING Total					1,684,736	34,944
47.079	COVID-19 - OFFICE OF INTERNATIONAL SCIENCE AND ENGINEERING	COVID-19	PASS-THROUGH	UNIVERSITY OF WISCONSIN-MADISON	286021 TSOH	28,407	
47.079	COVID-19 - OFFICE OF INTERNATIONAL SCIENCE AND ENGINEERING Total					28,407	
47.080	OFFICE OF CYBERINFRASTRUCTURE		DIRECT	NATIONAL SCIENCE FOUNDATION (NSF)	VARIOUS	49,255	43,809
47.080	OFFICE OF CYBERINFRASTRUCTURE		PASS-THROUGH	MASSACHUSETTS INSTITUTE OF TECHNOLOGY	PO502450	210,484	
47.080	OFFICE OF CYBERINFRASTRUCTURE Total					259,738	43,809
47.082	TRANS-NSF RECOVERY ACT RESEARCH SUPPORT		DIRECT	NATIONAL SCIENCE FOUNDATION (NSF)	VARIOUS	(1,118)	
47.082	TRANS-NSF RECOVERY ACT RESEARCH SUPPORT Total					(1,118)	
47.083	INTEGRATIVE ACTIVITIES		DIRECT	NATIONAL SCIENCE FOUNDATION (NSF)	VARIOUS	4,498,018	1,539,576
47.083	INTEGRATIVE ACTIVITIES		PASS-THROUGH	BOISE STATE UNIVERSITY	6800-PO124352	15,982	
47.083	INTEGRATIVE ACTIVITIES		PASS-THROUGH	PENNSYLVANIA STATE UNIVERSITY	S000227-NSF	198,050	
47.083	INTEGRATIVE ACTIVITIES		PASS-THROUGH	PURDUE UNIVERSITY	10001759-40	87,845	
47.083	INTEGRATIVE ACTIVITIES		PASS-THROUGH	TEXAS A&M UNIVERSITY - COLLEGE STATION		128,325	
47.083	INTEGRATIVE ACTIVITIES		PASS-THROUGH	UNIVERSITY OF CHICAGO	009285		
47.083	INTEGRATIVE ACTIVITIES		PASS-THROUGH	UNIVERSITY OF CHICAGO	AWD101485 (SUB00000335)	44,566	
47.083	INTEGRATIVE ACTIVITIES		PASS-THROUGH	UNIVERSITY OF CHICAGO	AWD101485 (SUB00000347)	112,763	
47.083	INTEGRATIVE ACTIVITIES		PASS-THROUGH	UNIVERSITY OF ILLINOIS AT URBANA-CHAMPAIGN	2015-02361-01	142,235	
47.083	INTEGRATIVE ACTIVITIES		PASS-THROUGH	UNIVERSITY OF SOUTHERN CALIFORNIA	A16-0468-008	156,754	
47.083	INTEGRATIVE ACTIVITIES		PASS-THROUGH	UNIVERSITY OF TEXAS-ARLINGTON	2019GC4663	8,343	
47.083	INTEGRATIVE ACTIVITIES		PASS-THROUGH	UNIVERSITY OF TEXAS-AUSTIN	UT A20-000958	112,997	
47.083	INTEGRATIVE ACTIVITIES Total					5,505,877	1,539,576
47.083	COVID-19 - INTEGRATIVE ACTIVITIES	COVID-19	DIRECT	NATIONAL SCIENCE FOUNDATION (NSF)	VARIOUS	1,418,694	899,614
47.083	COVID-19 - INTEGRATIVE ACTIVITIES	COVID-19	PASS-THROUGH	UNIVERSITY OF MICHIGAN	SUBK00013144	46,576	
47.083	COVID-19 - INTEGRATIVE ACTIVITIES	COVID-19	PASS-THROUGH	UNIVERSITY OF WASHINGTON	UWSC12316	32,474	
47.083	COVID-19 - INTEGRATIVE ACTIVITIES Total					1,497,744	899,614
47.RD			DIRECT	NATIONAL SCIENCE FOUNDATION (NSF)	011159	186,775	

**University of California**  
**Schedule of Expenditures of Federal Awards**

*For the Fiscal Year Ended  
June 30, 2021  
(Expressed in whole dollars)*

**Research And Development Cluster**

Assistance Listing Number	Federal Program Title	Additional Award Identification	Direct / Pass-Through	Agency or Pass-Through Entity	Pass-Through No. or Other Identifier	Federal Expenditures	Passed-Through to Subrecipients
47.RD			DIRECT	NATIONAL SCIENCE FOUNDATION (NSF)	1512686	(372)	
47.RD			DIRECT	NATIONAL SCIENCE FOUNDATION (NSF)	1616759	(8,332)	
47.RD			DIRECT	NATIONAL SCIENCE FOUNDATION (NSF)	2016193	172,763	
47.RD			DIRECT	NATIONAL SCIENCE FOUNDATION (NSF)	ADV-81C82	(374)	
47.RD			DIRECT	NATIONAL SCIENCE FOUNDATION (NSF)	CCF-1409130	(20,041)	
47.RD			DIRECT	NATIONAL SCIENCE FOUNDATION (NSF)	CMMI-1825379	103,200	
47.RD			DIRECT	NATIONAL SCIENCE FOUNDATION (NSF)	DMR-1309673	5,742	
47.RD			DIRECT	NATIONAL SCIENCE FOUNDATION (NSF)	IPA - ASMEZA	359,937	
47.RD			DIRECT	NATIONAL SCIENCE FOUNDATION (NSF)	KELL-000141	24,671	
47.RD			DIRECT	NATIONAL SCIENCE FOUNDATION (NSF)	ZGHT000113	11,786	
47.RD			PASS-THROUGH	AMERICAN POLITICAL SCIENCE ASSOCIATION		(10)	
47.RD					20211231		
47.RD			PASS-THROUGH	GEORGE MASON UNIVERSITY	BCS-1849067	13,559	
47.RD			PASS-THROUGH	OHIO STATE UNIVERSITY	735818	32,829	
47.RD			PASS-THROUGH	SEVEN BIOSCIENCES, INC.	A20-3901	18,227	
47.RD			PASS-THROUGH	UNIVERSITY OF MINNESOTA	011959	143,177	
47.RD			PASS-THROUGH	UNIVERSITY OF SOUTH CAROLINA	21-4303	20,000	
47.RD			PASS-THROUGH	UNIVERSITY OF SOUTH CAROLINA	21-4348	31,358	
47.RD			PASS-THROUGH	UNIVERSITY OF WISCONSIN SYSTEM	2005319	21,685	
47.RD			PASS-THROUGH	WOODWELL CLIMATE RESEARCH CENTER, INC.	WHRC-S114-01	31,794	
47.RD	<b>Total</b>					<b>1,148,375</b>	
59.037	SMALL BUSINESS DEVELOPMENT CENTERS		DIRECT	SMALL BUSINESS ADMINISTRATION (SBA)	VARIOUS	2,143,572	1,451,651
59.037	SMALL BUSINESS DEVELOPMENT CENTERS		PASS-THROUGH	CALIFORNIA STATE UNIVERSITY FULLERTON/CSU FULLERTON AUXILIAR	S-7056-UCI-CYC1	37	
59.037	SMALL BUSINESS DEVELOPMENT CENTERS		PASS-THROUGH	CALIFORNIA STATE UNIVERSITY FULLERTON/CSU FULLERTON AUXILIAR	S-7308-UCI	74,986	
59.037	SMALL BUSINESS DEVELOPMENT CENTERS		PASS-THROUGH	CALIFORNIA STATE UNIVERSITY FULLERTON/CSU FULLERTON AUXILIAR	SBAHQ21B0043	56,843	
59.037	SMALL BUSINESS DEVELOPMENT CENTERS		PASS-THROUGH	CALIFORNIA STATE UNIVERSITY, HUMBOLDT STATE UNIVERSITY SPONS	SBDC 2021	5,514	
59.037	<b>SMALL BUSINESS DEVELOPMENT CENTERS Total</b>					<b>2,280,952</b>	<b>1,451,651</b>
59.037	COVID-19 - SMALL BUSINESS DEVELOPMENT CENTERS	COVID-19	PASS-THROUGH	CALIFORNIA STATE UNIVERSITY FULLERTON/CSU FULLERTON AUXILIAR	S-7448-UCI	100,000	
59.037	COVID-19 - SMALL BUSINESS DEVELOPMENT CENTERS Total					100,000	
60.RD			DIRECT	SMITHSONIAN INSTITUTION	17-SUBC-440-0000372141	108,442	
60.RD	<b>Total</b>					<b>108,442</b>	
64.054	RESEARCH AND DEVELOPMENT		DIRECT	DEPARTMENT OF VETERANS ADMINISTRATION	VARIOUS	47,162	
64.054	<b>RESEARCH AND DEVELOPMENT Total</b>					<b>47,162</b>	
64.RD			DIRECT	DEPARTMENT OF VETERANS ADMINISTRATION	049899	14,224	
64.RD			DIRECT	DEPARTMENT OF VETERANS ADMINISTRATION	36C24E19N0001	105	
64.RD			DIRECT	DEPARTMENT OF VETERANS ADMINISTRATION	36C24E20N0001	254,829	
64.RD			DIRECT	DEPARTMENT OF VETERANS ADMINISTRATION	36C24E20N0157	109,786	
64.RD			DIRECT	DEPARTMENT OF VETERANS ADMINISTRATION	612-D00019	70,658	
64.RD			DIRECT	DEPARTMENT OF VETERANS ADMINISTRATION	662-C00111	23,119	
64.RD			DIRECT	DEPARTMENT OF VETERANS ADMINISTRATION	662-C00161	65,358	
64.RD			DIRECT	DEPARTMENT OF VETERANS ADMINISTRATION	662-C07022	10,328	
64.RD			DIRECT	DEPARTMENT OF VETERANS ADMINISTRATION	662C10011	30,468	
64.RD			DIRECT	DEPARTMENT OF VETERANS ADMINISTRATION	662D06023	77,577	
64.RD			DIRECT	DEPARTMENT OF VETERANS ADMINISTRATION	662D06029	3,928	
64.RD			DIRECT	DEPARTMENT OF VETERANS ADMINISTRATION	662D06033	12,216	
64.RD			DIRECT	DEPARTMENT OF VETERANS ADMINISTRATION	662D06036	103,620	
64.RD			DIRECT	DEPARTMENT OF VETERANS ADMINISTRATION	662D06039	15,901	
64.RD			DIRECT	DEPARTMENT OF VETERANS ADMINISTRATION	662D06041	42,873	
64.RD			DIRECT	DEPARTMENT OF VETERANS ADMINISTRATION	662D06050	48,897	
64.RD			DIRECT	DEPARTMENT OF VETERANS ADMINISTRATION	662D06056	3,890	
64.RD			DIRECT	DEPARTMENT OF VETERANS ADMINISTRATION	662D06068	63,057	
64.RD			DIRECT	DEPARTMENT OF VETERANS ADMINISTRATION	662D06080	41,204	
64.RD			DIRECT	DEPARTMENT OF VETERANS ADMINISTRATION	662D06082	15,554	
64.RD			DIRECT	DEPARTMENT OF VETERANS ADMINISTRATION	662D06086	103,407	
64.RD			DIRECT	DEPARTMENT OF VETERANS ADMINISTRATION	662D06089	57,880	
64.RD			DIRECT	DEPARTMENT OF VETERANS ADMINISTRATION	662D16015	70,364	
64.RD			DIRECT	DEPARTMENT OF VETERANS ADMINISTRATION	662D16021	89,682	
64.RD			DIRECT	DEPARTMENT OF VETERANS ADMINISTRATION	662D16024	12,598	
64.RD			DIRECT	DEPARTMENT OF VETERANS ADMINISTRATION	662-D86091	109	
64.RD			DIRECT	DEPARTMENT OF VETERANS ADMINISTRATION	662D86095	7,995	
64.RD			DIRECT	DEPARTMENT OF VETERANS ADMINISTRATION	A130889	122,347	
64.RD			DIRECT	DEPARTMENT OF VETERANS ADMINISTRATION	A132361	71,983	
64.RD			DIRECT	DEPARTMENT OF VETERANS ADMINISTRATION	A133124	(17,914)	
64.RD			DIRECT	DEPARTMENT OF VETERANS ADMINISTRATION	A133826	50,068	
64.RD			DIRECT	DEPARTMENT OF VETERANS ADMINISTRATION	BIK22	17,811	

**University of California**  
**Schedule of Expenditures of Federal Awards**

*For the Fiscal Year Ended  
June 30, 2021  
(Expressed in whole dollars)*

**Research And Development Cluster**

Assistance Listing Number	Federal Program Title	Additional Award Identification	Direct / Pass-Through	Agency or Pass-Through Entity	Pass-Through No. or Other Identifier	Federal Expenditures	Passed-Through to Subrecipients
64.RD			DIRECT	DEPARTMENT OF VETERANS ADMINISTRATION	IPA - AATANSSON	2,018	
64.RD			DIRECT	DEPARTMENT OF VETERANS ADMINISTRATION	IPA - ABLAZQUEZ	22,690	
64.RD			DIRECT	DEPARTMENT OF VETERANS ADMINISTRATION	IPA - ACHERNOV	27,132	
64.RD			DIRECT	DEPARTMENT OF VETERANS ADMINISTRATION	IPA - ACHOU	30,872	
64.RD			DIRECT	DEPARTMENT OF VETERANS ADMINISTRATION	IPA - ADHALBERSTADT	49,323	
64.RD			DIRECT	DEPARTMENT OF VETERANS ADMINISTRATION	IPA - ADMAIHOFFER	100,307	
64.RD			DIRECT	DEPARTMENT OF VETERANS ADMINISTRATION	IPA - ADDRABIN	75,808	
64.RD			DIRECT	DEPARTMENT OF VETERANS ADMINISTRATION	IPA - AKO	33,691	
64.RD			DIRECT	DEPARTMENT OF VETERANS ADMINISTRATION	IPA - ANDMICHAEL	35,201	
64.RD			DIRECT	DEPARTMENT OF VETERANS ADMINISTRATION	IPA - ANEAL	55,665	
64.RD			DIRECT	DEPARTMENT OF VETERANS ADMINISTRATION	IPA - ANNNILSSON	13,809	
64.RD			DIRECT	DEPARTMENT OF VETERANS ADMINISTRATION	IPA - ANNQUINTO	13,422	
64.RD			DIRECT	DEPARTMENT OF VETERANS ADMINISTRATION	IPA - ARKURABI	11,745	
64.RD			DIRECT	DEPARTMENT OF VETERANS ADMINISTRATION	IPA - ARMINASSIAN	17,088	
64.RD			DIRECT	DEPARTMENT OF VETERANS ADMINISTRATION	IPA - ASHSWAN	8,700	
64.RD			DIRECT	DEPARTMENT OF VETERANS ADMINISTRATION	IPA - ATRAN	32,552	
64.RD			DIRECT	DEPARTMENT OF VETERANS ADMINISTRATION	IPA - AZEMLJICHARPF	(122)	
64.RD			DIRECT	DEPARTMENT OF VETERANS ADMINISTRATION	IPA - BANDGAUTAMK	31,466	
64.RD			DIRECT	DEPARTMENT OF VETERANS ADMINISTRATION	IPA - BARRIENTOS	3,110	
64.RD			DIRECT	DEPARTMENT OF VETERANS ADMINISTRATION	IPA - BAUTISTA	12,295	
64.RD			DIRECT	DEPARTMENT OF VETERANS ADMINISTRATION	IPA - BOSCARDIN	47,693	
64.RD			DIRECT	DEPARTMENT OF VETERANS ADMINISTRATION	IPA - BRISCOTT	41,605	
64.RD			DIRECT	DEPARTMENT OF VETERANS ADMINISTRATION	IPA - CARBAR	60,108	
64.RD			DIRECT	DEPARTMENT OF VETERANS ADMINISTRATION	IPA - CDEHLENDORF	885	
64.RD			DIRECT	DEPARTMENT OF VETERANS ADMINISTRATION	IPA - CHANG	47,921	
64.RD			DIRECT	DEPARTMENT OF VETERANS ADMINISTRATION	IPA - CHENGBWU	8,557	
64.RD			DIRECT	DEPARTMENT OF VETERANS ADMINISTRATION	IPA - CHESNEY	4,103	
64.RD			DIRECT	DEPARTMENT OF VETERANS ADMINISTRATION	IPA - CHIA-LING	72,368	
64.RD			DIRECT	DEPARTMENT OF VETERANS ADMINISTRATION	IPA - CHRISTTYLER	38,524	
64.RD			DIRECT	DEPARTMENT OF VETERANS ADMINISTRATION	IPA - CONSSAUCEDA	78	
64.RD			DIRECT	DEPARTMENT OF VETERANS ADMINISTRATION	IPA - DAVBRAFF	17,935	
64.RD			DIRECT	DEPARTMENT OF VETERANS ADMINISTRATION	IPA - DEITER	53,097	
64.RD			DIRECT	DEPARTMENT OF VETERANS ADMINISTRATION	IPA - DEROSIER	34,742	
64.RD			DIRECT	DEPARTMENT OF VETERANS ADMINISTRATION	IPA - DEXWALPOLE	51,950	
64.RD			DIRECT	DEPARTMENT OF VETERANS ADMINISTRATION	IPA - DIAHUANG	38,361	
64.RD			DIRECT	DEPARTMENT OF VETERANS ADMINISTRATION	IPA - DMEMARZADEH	31,379	
64.RD			DIRECT	DEPARTMENT OF VETERANS ADMINISTRATION	IPA - DUGGER	36,761	
64.RD			DIRECT	DEPARTMENT OF VETERANS ADMINISTRATION	IPA - EDBONILLA	36,329	
64.RD			DIRECT	DEPARTMENT OF VETERANS ADMINISTRATION	IPA - EDUCHAVEZ	51,104	
64.RD			DIRECT	DEPARTMENT OF VETERANS ADMINISTRATION	IPA - EGIL	52,221	
64.RD			DIRECT	DEPARTMENT OF VETERANS ADMINISTRATION	IPA - ESINOPOULOU	18,410	
64.RD			DIRECT	DEPARTMENT OF VETERANS ADMINISTRATION	IPA - EYSUTHERLAND	17,311	
64.RD			DIRECT	DEPARTMENT OF VETERANS ADMINISTRATION	IPA - FRJENNIFER	22,126	
64.RD			DIRECT	DEPARTMENT OF VETERANS ADMINISTRATION	IPA - GENEVALE	45,634	
64.RD			DIRECT	DEPARTMENT OF VETERANS ADMINISTRATION	IPA - GHUMAN	(24,249)	
64.RD			DIRECT	DEPARTMENT OF VETERANS ADMINISTRATION	IPA - GKAZAKI	990	
64.RD			DIRECT	DEPARTMENT OF VETERANS ADMINISTRATION	IPA - GOTTL	3,487	
64.RD			DIRECT	DEPARTMENT OF VETERANS ADMINISTRATION	IPA - GUZMAURICIO	45,648	
64.RD			DIRECT	DEPARTMENT OF VETERANS ADMINISTRATION	IPA - HIMMISHRA	74,965	
64.RD			DIRECT	DEPARTMENT OF VETERANS ADMINISTRATION	IPA - HOLLIS	37,892	
64.RD			DIRECT	DEPARTMENT OF VETERANS ADMINISTRATION	IPA - HONGXU	32,316	
64.RD			DIRECT	DEPARTMENT OF VETERANS ADMINISTRATION	IPA - HUIE	35,275	
64.RD			DIRECT	DEPARTMENT OF VETERANS ADMINISTRATION	IPA - HYOKWON	1,114	
64.RD			DIRECT	DEPARTMENT OF VETERANS ADMINISTRATION	IPA - HYYOU	5,836	

**University of California**  
**Schedule of Expenditures of Federal Awards**

*For the Fiscal Year Ended  
June 30, 2021  
(Expressed in whole dollars)*

**Research And Development Cluster**

Assistance Listing Number	Federal Program Title	Additional Award Identification	Direct / Pass-Through	Agency or Pass-Through Entity	Pass-Through No. or Other Identifier	Federal Expenditures	Passed-Through to Subrecipients
64.RD			DIRECT	DEPARTMENT OF VETERANS ADMINISTRATION	IPA - JAEMKIM	26,220	
64.RD			DIRECT	DEPARTMENT OF VETERANS ADMINISTRATION	IPA - JEDOLKAS	76,598	
64.RD			DIRECT	DEPARTMENT OF VETERANS ADMINISTRATION	IPA - JEFGRETHE	15,878	
64.RD			DIRECT	DEPARTMENT OF VETERANS ADMINISTRATION	IPA - JEON	5,650	
64.RD			DIRECT	DEPARTMENT OF VETERANS ADMINISTRATION	IPA - JLI	37,180	
64.RD			DIRECT	DEPARTMENT OF VETERANS ADMINISTRATION	IPA - JOMURPHY	14,173	
64.RD			DIRECT	DEPARTMENT OF VETERANS ADMINISTRATION	IPA - JOSPROCK	72,132	
64.RD			DIRECT	DEPARTMENT OF VETERANS ADMINISTRATION	IPA - JOWONG	82,858	
64.RD			DIRECT	DEPARTMENT OF VETERANS ADMINISTRATION	IPA - JUZHERTZ	33,759	
64.RD			DIRECT	DEPARTMENT OF VETERANS ADMINISTRATION	IPA - JYOUNG	46,482	
64.RD			DIRECT	DEPARTMENT OF VETERANS ADMINISTRATION	IPA - KAITLIU	65,706	
64.RD			DIRECT	DEPARTMENT OF VETERANS ADMINISTRATION	IPA - KATORRES	178	
64.RD			DIRECT	DEPARTMENT OF VETERANS ADMINISTRATION	IPA - KRIDWYER	9,327	
64.RD			DIRECT	DEPARTMENT OF VETERANS ADMINISTRATION	IPA - KSAFARY	15,039	
64.RD			DIRECT	DEPARTMENT OF VETERANS ADMINISTRATION	IPA - LECARTER	20,560	
64.RD			DIRECT	DEPARTMENT OF VETERANS ADMINISTRATION	IPA - LJANG	5,615	
64.RD			DIRECT	DEPARTMENT OF VETERANS ADMINISTRATION	IPA - LUKLUNDBORG	34,090	
64.RD			DIRECT	DEPARTMENT OF VETERANS ADMINISTRATION	IPA - LULUNDBORG	24,830	
64.RD			DIRECT	DEPARTMENT OF VETERANS ADMINISTRATION	IPA - MAHBUELL	99,092	
64.RD			DIRECT	DEPARTMENT OF VETERANS ADMINISTRATION	IPA - MAJAMELOY	50,168	
64.RD			DIRECT	DEPARTMENT OF VETERANS ADMINISTRATION	IPA - MAKOESTER	2,709	
64.RD			DIRECT	DEPARTMENT OF VETERANS ADMINISTRATION	IPA - MALVAR	79,942	
64.RD			DIRECT	DEPARTMENT OF VETERANS ADMINISTRATION	IPA - MAPANIZZON	39,288	
64.RD			DIRECT	DEPARTMENT OF VETERANS ADMINISTRATION	IPA - MARSKLAR	9,727	
64.RD			DIRECT	DEPARTMENT OF VETERANS ADMINISTRATION	IPA - MASUCHARD	46,512	
64.RD			DIRECT	DEPARTMENT OF VETERANS ADMINISTRATION	IPA - MCHESNEY	11,642	
64.RD			DIRECT	DEPARTMENT OF VETERANS ADMINISTRATION	IPA - MICBANKI	28,841	
64.RD			DIRECT	DEPARTMENT OF VETERANS ADMINISTRATION	IPA - MIRKOLOSKI	34,826	
64.RD			DIRECT	DEPARTMENT OF VETERANS ADMINISTRATION	IPA - MIRSUTHERLAND	24,889	
64.RD			DIRECT	DEPARTMENT OF VETERANS ADMINISTRATION	IPA - MLI	7,683	
64.RD			DIRECT	DEPARTMENT OF VETERANS ADMINISTRATION	IPA - MLIU	71,365	
64.RD			DIRECT	DEPARTMENT OF VETERANS ADMINISTRATION	IPA - MPURGUPTA	40,721	
64.RD			DIRECT	DEPARTMENT OF VETERANS ADMINISTRATION	IPA - MTHOMAS	(183)	
64.RD			DIRECT	DEPARTMENT OF VETERANS ADMINISTRATION	IPA - NGUYEN-VU	57,913	
64.RD			DIRECT	DEPARTMENT OF VETERANS ADMINISTRATION	IPA - NICHSHARON	26,814	
64.RD			DIRECT	DEPARTMENT OF VETERANS ADMINISTRATION	IPA - NODARWISH	4,668	
64.RD			DIRECT	DEPARTMENT OF VETERANS ADMINISTRATION	IPA - NORAMIREZ	16,518	
64.RD			DIRECT	DEPARTMENT OF VETERANS ADMINISTRATION	IPA - NOZAITLEN	15,022	
64.RD			DIRECT	DEPARTMENT OF VETERANS ADMINISTRATION	IPA - PAJOSUAREZ	70,962	
64.RD			DIRECT	DEPARTMENT OF VETERANS ADMINISTRATION	IPA - PELINK	10,530	
64.RD			DIRECT	DEPARTMENT OF VETERANS ADMINISTRATION	IPA - PHNGUYEN	61,608	
64.RD			DIRECT	DEPARTMENT OF VETERANS ADMINISTRATION	IPA - PSAHA	78,111	
64.RD			DIRECT	DEPARTMENT OF VETERANS ADMINISTRATION	IPA - PURGUPTA	(3,206)	
64.RD			DIRECT	DEPARTMENT OF VETERANS ADMINISTRATION	IPA - QINTANG	113,284	
64.RD			DIRECT	DEPARTMENT OF VETERANS ADMINISTRATION	IPA - QISHEN	63,296	
64.RD			DIRECT	DEPARTMENT OF VETERANS ADMINISTRATION	IPA - RABILLER	15,031	
64.RD			DIRECT	DEPARTMENT OF VETERANS ADMINISTRATION	IPA - RISDEKA	36,218	
64.RD			DIRECT	DEPARTMENT OF VETERANS ADMINISTRATION	IPA - RISNAPAN	7,907	
64.RD			DIRECT	DEPARTMENT OF VETERANS ADMINISTRATION	IPA - RODRI	7,237	
64.RD			DIRECT	DEPARTMENT OF VETERANS ADMINISTRATION	IPA - ROHOFFMAN	5,752	
64.RD			DIRECT	DEPARTMENT OF VETERANS ADMINISTRATION	IPA - RYODONNELL	82,617	
64.RD			DIRECT	DEPARTMENT OF VETERANS ADMINISTRATION	IPA - SACRAMENTO	41,796	
64.RD			DIRECT	DEPARTMENT OF VETERANS ADMINISTRATION	IPA - SAEJERBAN	39,467	
64.RD			DIRECT	DEPARTMENT OF VETERANS ADMINISTRATION	IPA - SALOME	30	

**University of California**  
**Schedule of Expenditures of Federal Awards**

*For the Fiscal Year Ended  
June 30, 2021  
(Expressed in whole dollars)*

**Research And Development Cluster**

Assistance Listing Number	Federal Program Title	Additional Award Identification	Direct / Pass-Through	Agency or Pass-Through Entity	Pass-Through No. or Other Identifier	Federal Expenditures	Passed-Through to Subrecipients
64.RD			DIRECT	DEPARTMENT OF VETERANS ADMINISTRATION	IPA - SANBRAUN	28,596	
64.RD			DIRECT	DEPARTMENT OF VETERANS ADMINISTRATION	IPA - SARENUSCH	28,488	
64.RD			DIRECT	DEPARTMENT OF VETERANS ADMINISTRATION	IPA - SARTSINGHAL	61,523	
64.RD			DIRECT	DEPARTMENT OF VETERANS ADMINISTRATION	IPA - SBARATI	57,744	
64.RD			DIRECT	DEPARTMENT OF VETERANS ADMINISTRATION	IPA - SFCHIU	2,565	
64.RD			DIRECT	DEPARTMENT OF VETERANS ADMINISTRATION	IPA - SHANICHOLS	12,820	
64.RD			DIRECT	DEPARTMENT OF VETERANS ADMINISTRATION	IPA - SHAWANG	46,696	
64.RD			DIRECT	DEPARTMENT OF VETERANS ADMINISTRATION	IPA - SIAMIRFAKHRI	84,658	
64.RD			DIRECT	DEPARTMENT OF VETERANS ADMINISTRATION	IPA - SILDPEREZ	545	
64.RD			DIRECT	DEPARTMENT OF VETERANS ADMINISTRATION	IPA - SINTHAM	17,426	
64.RD			DIRECT	DEPARTMENT OF VETERANS ADMINISTRATION	IPA - SLEE	7,633	
64.RD			DIRECT	DEPARTMENT OF VETERANS ADMINISTRATION	IPA - SORCALDWELL	70,712	
64.RD			DIRECT	DEPARTMENT OF VETERANS ADMINISTRATION	IPA - SPROCKJO	18,914	
64.RD			DIRECT	DEPARTMENT OF VETERANS ADMINISTRATION	IPA - STEREISE	28,629	
64.RD			DIRECT	DEPARTMENT OF VETERANS ADMINISTRATION	IPA - STODELMAR	15,746	
64.RD			DIRECT	DEPARTMENT OF VETERANS ADMINISTRATION	IPA - SULZENG	55,032	
64.RD			DIRECT	DEPARTMENT OF VETERANS ADMINISTRATION	IPA - SUSPOWELL	13,053	
64.RD			DIRECT	DEPARTMENT OF VETERANS ADMINISTRATION	IPA - TANDIEMER	550	
64.RD			DIRECT	DEPARTMENT OF VETERANS ADMINISTRATION	IPA - TANG	113,821	
64.RD			DIRECT	DEPARTMENT OF VETERANS ADMINISTRATION	IPA - TAYSMITH	12,259	
64.RD			DIRECT	DEPARTMENT OF VETERANS ADMINISTRATION	IPA - TEDFISHER	73,989	
64.RD			DIRECT	DEPARTMENT OF VETERANS ADMINISTRATION	IPA - TIFFTYSL	37,315	
64.RD			DIRECT	DEPARTMENT OF VETERANS ADMINISTRATION	IPA - TIWANG	80,315	
64.RD			DIRECT	DEPARTMENT OF VETERANS ADMINISTRATION	IPA - TRSINCOMB	6,273	
64.RD			DIRECT	DEPARTMENT OF VETERANS ADMINISTRATION	IPA - VERCAMILA	93,156	
64.RD			DIRECT	DEPARTMENT OF VETERANS ADMINISTRATION	IPA - VICBARRERE	16,971	
64.RD			DIRECT	DEPARTMENT OF VETERANS ADMINISTRATION	IPA - VNIKERK	50,614	
64.RD			DIRECT	DEPARTMENT OF VETERANS ADMINISTRATION	IPA - WEGUO	71,537	
64.RD			DIRECT	DEPARTMENT OF VETERANS ADMINISTRATION	IPA - WICONRAD	53,119	
64.RD			DIRECT	DEPARTMENT OF VETERANS ADMINISTRATION	IPA - WMARTELLUCCI	18,847	
64.RD			DIRECT	DEPARTMENT OF VETERANS ADMINISTRATION	IPA - WOBAB	93,251	
64.RD			DIRECT	DEPARTMENT OF VETERANS ADMINISTRATION	IPA - XIAOREN	(2)	
64.RD			DIRECT	DEPARTMENT OF VETERANS ADMINISTRATION	IPA - XIAZHOU	27,633	
64.RD			DIRECT	DEPARTMENT OF VETERANS ADMINISTRATION	IPA - YAJUMA	5,296	
64.RD			DIRECT	DEPARTMENT OF VETERANS ADMINISTRATION	IPA - YANJIA	103,963	
64.RD			DIRECT	DEPARTMENT OF VETERANS ADMINISTRATION	IPA - YANWANG	84,613	
64.RD			DIRECT	DEPARTMENT OF VETERANS ADMINISTRATION	IPA - YASTUSZYNSKI	30,289	
64.RD			DIRECT	DEPARTMENT OF VETERANS ADMINISTRATION	IPA - YLUO	155,103	
64.RD			DIRECT	DEPARTMENT OF VETERANS ADMINISTRATION	IPA - YOTAKASHIMA	18,340	
64.RD			DIRECT	DEPARTMENT OF VETERANS ADMINISTRATION	IPA - YSATO	17,551	
64.RD			DIRECT	DEPARTMENT OF VETERANS ADMINISTRATION	IPA - ZHTUSZYNSKI	40,465	
64.RD			DIRECT	DEPARTMENT OF VETERANS ADMINISTRATION	NEED PO NO.	46,173	
64.RD			DIRECT	DEPARTMENT OF VETERANS ADMINISTRATION	NEED PO. NO.	1,277	
64.RD			DIRECT	DEPARTMENT OF VETERANS ADMINISTRATION	PA THOMAS, RONALD	106,960	
64.RD			DIRECT	DEPARTMENT OF VETERANS ADMINISTRATION	GPO# 663-C90	28,173	
64.RD			DIRECT	DEPARTMENT OF VETERANS ADMINISTRATION	VA	(5,934)	
64.RD			DIRECT	DEPARTMENT OF VETERANS ADMINISTRATION	VA240-16-C0050	(107)	
64.RD			DIRECT	DEPARTMENT OF VETERANS ADMINISTRATION	VA240-17-J-0311:P000	362,220	
64.RD			DIRECT	DEPARTMENT OF VETERANS ADMINISTRATION	VA268-16-C-0017	(25,412)	
64.RD			DIRECT	DEPARTMENT OF VETERANS ADMINISTRATION	VA523-D85173	14,667	
64.RD			DIRECT	DEPARTMENT OF VETERANS ADMINISTRATION	VA662-C90043	6	
64.RD			DIRECT	DEPARTMENT OF VETERANS ADMINISTRATION	VA662-C90047	75,132	
64.RD			DIRECT	DEPARTMENT OF VETERANS ADMINISTRATION	VA662-D86032	11,983	
64.RD			DIRECT	DEPARTMENT OF VETERANS ADMINISTRATION	VA662-D96033	(25,681)	
64.RD			DIRECT	DEPARTMENT OF VETERANS ADMINISTRATION	VA662-D96044		

**University of California**  
**Schedule of Expenditures of Federal Awards**

*For the Fiscal Year Ended  
June 30, 2021  
(Expressed in whole dollars)*

**Research And Development Cluster**

Assistance Listing Number	Federal Program Title	Additional Award Identification	Direct / Pass-Through	Agency or Pass-Through Entity	Pass-Through No. or Other Identifier	Federal Expenditures	Passed-Through to Subrecipients
64.RD			DIRECT	DEPARTMENT OF VETERANS ADMINISTRATION	VA662-D96051	31,796	
64.RD			DIRECT	DEPARTMENT OF VETERANS ADMINISTRATION	VA662-D96056	117,959	
64.RD			DIRECT	DEPARTMENT OF VETERANS ADMINISTRATION	VPA GRAHAM	26,765	
64.RD			DIRECT	DEPARTMENT OF VETERANS ADMINISTRATION	VPA JACOB ZBESKO	23,135	
64.RD			DIRECT	DEPARTMENT OF VETERANS ADMINISTRATION	VPA JODY MURPHY	39,587	
64.RD			DIRECT	DEPARTMENT OF VETERANS ADMINISTRATION	VPA YING LI 4063	20,496	
64.RD			PASS-THROUGH	NATIONAL KIDNEY FOUNDATION		20,274	
64.RD	Total					7,723,758	
66.001	AIR POLLUTION CONTROL PROGRAM SUPPORT		PASS-THROUGH	AIR RESOURCES BOARD	011736	119,338	34,000
66.001	AIR POLLUTION CONTROL PROGRAM SUPPORT					119,338	34,000
66.454	WATER QUALITY MANAGEMENT PLANNING		PASS-THROUGH	STATE WATER RESOURCES CONTROL BOARD	19-012-110	77,822	
66.454	WATER QUALITY MANAGEMENT PLANNING					77,822	
66.461	REGIONAL WETLAND PROGRAM DEVELOPMENT GRANTS		PASS-THROUGH	ASSOCIATION OF BAY AREA GOVERNMENTS	23331-2020	53,103	
66.461	REGIONAL WETLAND PROGRAM DEVELOPMENT GRANTS		PASS-THROUGH	NORTH AMERICAN DEVELOPMENT BANK	NADBC-20-077	111,727	
66.461	REGIONAL WETLAND PROGRAM DEVELOPMENT GRANTS Total					164,829	
66.509	SCIENCE TO ACHIEVE RESULTS (STAR) RESEARCH PROGRAM		DIRECT	ENVIRONMENTAL PROTECTION AGENCY (EPA)	VARIOUS	470,433	55,132
66.509	SCIENCE TO ACHIEVE RESULTS (STAR) RESEARCH PROGRAM		PASS-THROUGH	CARNEGIE MELLON UNIVERSITY	1080358-438985	163,150	
66.509	SCIENCE TO ACHIEVE RESULTS (STAR) RESEARCH PROGRAM		PASS-THROUGH	CARNEGIE MELLON UNIVERSITY	CMU 1080358-442010	4,108	
66.509	SCIENCE TO ACHIEVE RESULTS (STAR) RESEARCH PROGRAM		PASS-THROUGH	SOUTH COAST AIR QUALITY MANAGEMENT DISTRICT	172032-2	64,183	
66.509	SCIENCE TO ACHIEVE RESULTS (STAR) RESEARCH PROGRAM		PASS-THROUGH	UNIVERSITY OF WASHINGTON	UWSC10117.1	30,063	
66.509	SCIENCE TO ACHIEVE RESULTS (STAR) RESEARCH PROGRAM Total					731,936	55,132
66.511	OFFICE OF RESEARCH AND DEVELOPMENT CONSOLIDATED		PASS-THROUGH	COLORADO SCHOOL OF MINES	401090-5801	127,114	
66.511	OFFICE OF RESEARCH AND DEVELOPMENT CONSOLIDATED		PASS-THROUGH	HEALTH EFFECTS INSTITUTE	4964-RFA17-3/18-6	122,631	
66.511	OFFICE OF RESEARCH AND DEVELOPMENT CONSOLIDATED		PASS-THROUGH	MCGILL UNIVERSITY	4976RF S0721	19,807	
66.511	OFFICE OF RESEARCH AND DEVELOPMENT CONSOLIDATED					269,551	
66.511	RESEARCH/TRAINING/FELLOWSHIPS Total						
66.516	P3 AWARD: NATIONAL STUDENT DESIGN COMPETITION FOR SUSTAINABILITY		DIRECT	ENVIRONMENTAL PROTECTION AGENCY (EPA)	VARIOUS	63,927	
66.516	P3 AWARD: NATIONAL STUDENT DESIGN COMPETITION FOR SUSTAINABILITY Total					63,927	
66.605	PERFORMANCE PARTNERSHIP GRANTS		PASS-THROUGH	CALIFORNIA DEPARTMENT OF PESTICIDE REGULATION	20-C0021	21,226	
66.605	PERFORMANCE PARTNERSHIP GRANTS Total					21,226	
66.708	POLLUTION PREVENTION GRANTS PROGRAM		DIRECT	ENVIRONMENTAL PROTECTION AGENCY (EPA)	VARIOUS	165,130	
66.708	POLLUTION PREVENTION GRANTS PROGRAM Total					165,130	
66.931	INTERNATIONAL FINANCIAL ASSISTANCE PROJECTS SPONSORED BY THE OFFICE OF INTERNATIONAL AND TRIBAL AFFAIRS		PASS-THROUGH	4 WALLS INTERNATIONAL INCORPORATED	FWI-5581315	25,187	
66.931	INTERNATIONAL FINANCIAL ASSISTANCE PROJECTS SPONSORED BY THE OFFICE OF INTERNATIONAL AND TRIBAL AFFAIRS Total					25,187	
66.RD			DIRECT	ENVIRONMENTAL PROTECTION AGENCY (EPA)	68HERC19C0004	19,353	
66.RD			DIRECT	ENVIRONMENTAL PROTECTION AGENCY (EPA)	TAA20-002/NADBC20-030	76,424	20,231
66.RD			PASS-THROUGH	EASTERN RESEARCH GROUP, INC.	011883	1,425	
66.RD			PASS-THROUGH	EASTERN RESEARCH GROUP, INC.	011884	21,433	
66.RD			PASS-THROUGH	NEVADA DIVISION OF ENVIRONMENTAL PROTECTION	DPS 20-068	10,260	
66.RD			PASS-THROUGH	SAN FRANCISCO ESTUARY INSTITUTE	A20-3338	24,536	
66.RD	Total					153,430	20,231
77.006	U. S. NUCLEAR REGULATORY COMMISSION NUCLEAR EDUCATION GRANT PROGRAM		DIRECT	NUCLEAR REGULATORY COMMISSION	VARIOUS	(10,547)	
77.006	U. S. NUCLEAR REGULATORY COMMISSION NUCLEAR EDUCATION GRANT PROGRAM Total					(10,547)	
77.008	U. S. NUCLEAR REGULATORY COMMISSION SCHOLARSHIP AND FELLOWSHIP PROGRAM		DIRECT	NUCLEAR REGULATORY COMMISSION	VARIOUS	126,628	
77.008	U. S. NUCLEAR REGULATORY COMMISSION SCHOLARSHIP AND FELLOWSHIP PROGRAM Total					126,628	
77.RD			PASS-THROUGH	SOUTHWEST RESEARCH INSTITUTE	N628432C	4,800	
77.RD			PASS-THROUGH	SOUTHWEST RESEARCH INSTITUTE	N99021BB	50,440	
77.RD	Total					55,240	
81.036	INVENTIONS AND INNOVATIONS		PASS-THROUGH	GENERAL ATOMICS	4500059737-CYC10	1,559	
81.036	INVENTIONS AND INNOVATIONS		PASS-THROUGH	OAK RIDGE NATIONAL LABORATORY	4000159454	375,246	
81.036	INVENTIONS AND INNOVATIONS Total					376,804	
81.041	STATE ENERGY PROGRAM		PASS-THROUGH	WEST BIOFUELS LLC	SUB 20190948 (DE-EE0008510)	22,441	
81.041	STATE ENERGY PROGRAM Total					22,441	
81.049	OFFICE OF SCIENCE FINANCIAL ASSISTANCE PROGRAM		DIRECT	DEPARTMENT OF ENERGY (DOE)	VARIOUS	80,964,433	7,253,166
81.049	OFFICE OF SCIENCE FINANCIAL ASSISTANCE PROGRAM		PASS-THROUGH	ACCURATA, INC.	5576353	47,405	
81.049	OFFICE OF SCIENCE FINANCIAL ASSISTANCE PROGRAM		PASS-THROUGH	ADVANCED RESEARCH CORPORATION	A21-1103	10,886	
81.049	OFFICE OF SCIENCE FINANCIAL ASSISTANCE PROGRAM		PASS-THROUGH	AEROSOL DYNAMICS, INC.	5153	56,279	

**University of California**  
**Schedule of Expenditures of Federal Awards**

*For the Fiscal Year Ended  
June 30, 2021  
(Expressed in whole dollars)*

**Research And Development Cluster**

Assistance Listing Number	Federal Program Title	Additional Award Identification	Direct / Pass-Through	Agency or Pass-Through Entity	Pass-Through No. or Other Identifier	Federal Expenditures	Passed-Through to Subrecipients
81.049	OFFICE OF SCIENCE FINANCIAL ASSISTANCE PROGRAM		PASS-THROUGH	ALGENESIS CORPORATION	SUB 30025299 (DE-SC0019986)	125,942	
81.049	OFFICE OF SCIENCE FINANCIAL ASSISTANCE PROGRAM		PASS-THROUGH	ALLIANCE FOR SUSTAINABLE ENERGY, LLC		14,226	
81.049	OFFICE OF SCIENCE FINANCIAL ASSISTANCE PROGRAM		PASS-THROUGH	ARGONNE NATIONAL LABORATORY	SUB 30023384	14,657	
81.049	OFFICE OF SCIENCE FINANCIAL ASSISTANCE PROGRAM		PASS-THROUGH	ARGONNE NATIONAL LABORATORY	1FF60431SCHMM	31,891	
81.049	OFFICE OF SCIENCE FINANCIAL ASSISTANCE PROGRAM		PASS-THROUGH	ARIZONA STATE UNIVERSITY/TEMPE	9F-60156	123,040	
81.049	OFFICE OF SCIENCE FINANCIAL ASSISTANCE PROGRAM		PASS-THROUGH	BAYLOR UNIVERSITY	012064	39,329	
81.049	OFFICE OF SCIENCE FINANCIAL ASSISTANCE PROGRAM		PASS-THROUGH	BRIDGE12 TECHNOLOGIES INC.	012034	56,510	
81.049	OFFICE OF SCIENCE FINANCIAL ASSISTANCE PROGRAM		PASS-THROUGH	BROOKHAVEN NATIONAL LABORATORY/BROOKHAVEN SCIENCE ASSOCIATES	A19-1070	11,379	
81.049	OFFICE OF SCIENCE FINANCIAL ASSISTANCE PROGRAM		PASS-THROUGH	BROOKHAVEN NATIONAL LABORATORY/BROOKHAVEN SCIENCE ASSOCIATES	198731:12	149,813	
81.049	OFFICE OF SCIENCE FINANCIAL ASSISTANCE PROGRAM		PASS-THROUGH	BROOKHAVEN NATIONAL LABORATORY/BROOKHAVEN SCIENCE ASSOCIATES	233044:7	68	
81.049	OFFICE OF SCIENCE FINANCIAL ASSISTANCE PROGRAM		PASS-THROUGH	CACTUS MATERIALS, INC.	A00-1382-021	38,980	
81.049	OFFICE OF SCIENCE FINANCIAL ASSISTANCE PROGRAM		PASS-THROUGH	CACTUS MATERIALS, INC.	A20-0661-001	42,354	
81.049	OFFICE OF SCIENCE FINANCIAL ASSISTANCE PROGRAM		PASS-THROUGH	CALIFORNIA INSTITUTE OF TECHNOLOGY	A20-0813-001	79,646	
81.049	OFFICE OF SCIENCE FINANCIAL ASSISTANCE PROGRAM		PASS-THROUGH	CALIFORNIA INSTITUTE OF TECHNOLOGY	68J-1090279-CYC11	93,600	
81.049	OFFICE OF SCIENCE FINANCIAL ASSISTANCE PROGRAM		PASS-THROUGH	CALIFORNIA INSTITUTE OF TECHNOLOGY	S495187	68,543	
81.049	OFFICE OF SCIENCE FINANCIAL ASSISTANCE PROGRAM		PASS-THROUGH	CALIFORNIA INSTITUTE OF TECHNOLOGY	SUB 68J/CAP-1090300 (DE-SC00049)	451	
81.049	OFFICE OF SCIENCE FINANCIAL ASSISTANCE PROGRAM		PASS-THROUGH	CALIFORNIA INSTITUTE OF TECHNOLOGY	SUB S390826 (DE-SC0016469)	182,150	
81.049	OFFICE OF SCIENCE FINANCIAL ASSISTANCE PROGRAM		PASS-THROUGH	CALIFORNIA INSTITUTE OF TECHNOLOGY	SUB S450724 (DE-SC0020373)	21,795	
81.049	OFFICE OF SCIENCE FINANCIAL ASSISTANCE PROGRAM		PASS-THROUGH	CALIFORNIA INSTITUTE OF TECHNOLOGY	SUB S495155 (DE-SC0021266)	34,568	
81.049	OFFICE OF SCIENCE FINANCIAL ASSISTANCE PROGRAM		PASS-THROUGH	CARNEGIE INSTITUTION OF WASHINGTON	6-10931-01	(7)	
81.049	OFFICE OF SCIENCE FINANCIAL ASSISTANCE PROGRAM		PASS-THROUGH	COLUMBIA UNIVERSITY	1(GG008772)	105,014	
81.049	OFFICE OF SCIENCE FINANCIAL ASSISTANCE PROGRAM		PASS-THROUGH	COLUMBIA UNIVERSITY	SUB 1(GG008714) (DE-SC0018218)	90,303	
81.049	OFFICE OF SCIENCE FINANCIAL ASSISTANCE PROGRAM		PASS-THROUGH	CORNELL UNIVERSITY	86832-11130	63,852	
81.049	OFFICE OF SCIENCE FINANCIAL ASSISTANCE PROGRAM		PASS-THROUGH	CREATIVE POWER SOLUTIONS (USA), INC.	217351	350	(412)
81.049	OFFICE OF SCIENCE FINANCIAL ASSISTANCE PROGRAM		PASS-THROUGH	FREEDOM PHOTONICS LLC	A19-3057	259,434	48,339
81.049	OFFICE OF SCIENCE FINANCIAL ASSISTANCE PROGRAM		PASS-THROUGH	GENERAL ATOMICS	A20-3255	490,046	
81.049	OFFICE OF SCIENCE FINANCIAL ASSISTANCE PROGRAM		PASS-THROUGH	GENERAL ATOMICS	4500059085	25,156	
81.049	OFFICE OF SCIENCE FINANCIAL ASSISTANCE PROGRAM		PASS-THROUGH	GENERAL ATOMICS	DE-FG02-95ER54309	69,355	
81.049	OFFICE OF SCIENCE FINANCIAL ASSISTANCE PROGRAM		PASS-THROUGH	GENERAL ATOMICS	SUB 4500060525(DE-FC02-04ER546	172,671	
81.049	OFFICE OF SCIENCE FINANCIAL ASSISTANCE PROGRAM		PASS-THROUGH	GENERAL ATOMICS	SUB 4500071386 (DE-SC0018108)	33,619	
81.049	OFFICE OF SCIENCE FINANCIAL ASSISTANCE PROGRAM		PASS-THROUGH	GENERAL ATOMICS	SUB 4500088861(DE-FC02-04ER...	11,624	
81.049	OFFICE OF SCIENCE FINANCIAL ASSISTANCE PROGRAM		PASS-THROUGH	GENERAL ATOMICS	SUB 4500080606	105,305	
81.049	OFFICE OF SCIENCE FINANCIAL ASSISTANCE PROGRAM		PASS-THROUGH	GENERAL ENGINEERING & RESEARCH, LLC	SUB 20173615 (DE-SC0015932)	148,622	
81.049	OFFICE OF SCIENCE FINANCIAL ASSISTANCE PROGRAM		PASS-THROUGH	GEORGIA INSTITUTE OF TECHNOLOGY	AWD-102524-G1	26,187	
81.049	OFFICE OF SCIENCE FINANCIAL ASSISTANCE PROGRAM		PASS-THROUGH	GINER, INC.	403105	31,155	
81.049	OFFICE OF SCIENCE FINANCIAL ASSISTANCE PROGRAM		PASS-THROUGH	GLOBAL ALGAE INNOVATIONS	171038	295,215	
81.049	OFFICE OF SCIENCE FINANCIAL ASSISTANCE PROGRAM		PASS-THROUGH	GLOBAL ALGAE INNOVATIONS	SUB 20195147 (DE-SC0018781)	169,266	
81.049	OFFICE OF SCIENCE FINANCIAL ASSISTANCE PROGRAM		PASS-THROUGH	HARVARD UNIVERSITY	130298-5106298:01	1,850	
81.049	OFFICE OF SCIENCE FINANCIAL ASSISTANCE PROGRAM		PASS-THROUGH	HJ SCIENCE AND TECHNOLOGY, INC.	2016199 1116	106,554	
81.049	OFFICE OF SCIENCE FINANCIAL ASSISTANCE PROGRAM		PASS-THROUGH	INCOM, INC.	048524	23,664	
81.049	OFFICE OF SCIENCE FINANCIAL ASSISTANCE PROGRAM		PASS-THROUGH	IOWA STATE UNIVERSITY	401-21-37D-2	400,865	
81.049	OFFICE OF SCIENCE FINANCIAL ASSISTANCE PROGRAM		PASS-THROUGH	J. CRAIG VENTER INSTITUTE	SUB JCVI-17-014 (DE-SC0018344)	117,446	
81.049	OFFICE OF SCIENCE FINANCIAL ASSISTANCE PROGRAM		PASS-THROUGH	JOHNS HOPKINS UNIVERSITY	DE-SC0020314	95,210	
81.049	OFFICE OF SCIENCE FINANCIAL ASSISTANCE PROGRAM		PASS-THROUGH	JOHNS HOPKINS UNIVERSITY	SUB 2004033307 (DE-SC0019388)	183,045	
81.049	OFFICE OF SCIENCE FINANCIAL ASSISTANCE PROGRAM		PASS-THROUGH	LASER PRISMATICS, LLC	047443	50,318	
81.049	OFFICE OF SCIENCE FINANCIAL ASSISTANCE PROGRAM		PASS-THROUGH	LASER PRISMATICS, LLC	048830	130,871	
81.049	OFFICE OF SCIENCE FINANCIAL ASSISTANCE PROGRAM		PASS-THROUGH	LAWRENCE LIVERMORE NATIONAL SECURITY, LLC	A19-0694-001	48,257	
81.049	OFFICE OF SCIENCE FINANCIAL ASSISTANCE PROGRAM		PASS-THROUGH	LAWRENCE LIVERMORE NATIONAL SECURITY, LLC	A20-0556-001	65,688	
81.049	OFFICE OF SCIENCE FINANCIAL ASSISTANCE PROGRAM		PASS-THROUGH	LAWRENCE LIVERMORE NATIONAL SECURITY, LLC	A20-0719-001	65,141	
81.049	OFFICE OF SCIENCE FINANCIAL ASSISTANCE PROGRAM		PASS-THROUGH	LAWRENCE LIVERMORE NATIONAL SECURITY, LLC	A20-0741-001	81,453	
81.049	OFFICE OF SCIENCE FINANCIAL ASSISTANCE PROGRAM		PASS-THROUGH	LAWRENCE LIVERMORE NATIONAL SECURITY, LLC	A20-0769-001	380,967	
81.049	OFFICE OF SCIENCE FINANCIAL ASSISTANCE PROGRAM		PASS-THROUGH	LAWRENCE LIVERMORE NATIONAL SECURITY, LLC	B628449	122,277	
81.049	OFFICE OF SCIENCE FINANCIAL ASSISTANCE PROGRAM		PASS-THROUGH	LAWRENCE LIVERMORE NATIONAL SECURITY, LLC	B628729	73,758	
81.049	OFFICE OF SCIENCE FINANCIAL ASSISTANCE PROGRAM		PASS-THROUGH	LAWRENCE LIVERMORE NATIONAL SECURITY, LLC	B637111		

**University of California**  
**Schedule of Expenditures of Federal Awards**

*For the Fiscal Year Ended  
June 30, 2021  
(Expressed in whole dollars)*

**Research And Development Cluster**

Assistance Listing Number	Federal Program Title	Additional Award Identification	Direct / Pass-Through	Agency or Pass-Through Entity	Pass-Through No. or Other Identifier	Federal Expenditures	Passed-Through to Subrecipients
81.049	OFFICE OF SCIENCE FINANCIAL ASSISTANCE PROGRAM		PASS-THROUGH	LAWRENCE LIVERMORE NATIONAL SECURITY, LLC	B641992	20,631	
81.049	OFFICE OF SCIENCE FINANCIAL ASSISTANCE PROGRAM		PASS-THROUGH	LAWRENCE LIVERMORE NATIONAL SECURITY, LLC	B642078	80,582	
81.049	OFFICE OF SCIENCE FINANCIAL ASSISTANCE PROGRAM		PASS-THROUGH	LAWRENCE LIVERMORE NATIONAL SECURITY, LLC	B645185	71,982	
81.049	OFFICE OF SCIENCE FINANCIAL ASSISTANCE PROGRAM		PASS-THROUGH	LAWRENCE LIVERMORE NATIONAL SECURITY, LLC	SUB B639340 (B23353)	205,304	
81.049	OFFICE OF SCIENCE FINANCIAL ASSISTANCE PROGRAM		PASS-THROUGH	LAWRENCE LIVERMORE NATIONAL SECURITY, LLC	SUB B640113 (B623353)	106,292	
81.049	OFFICE OF SCIENCE FINANCIAL ASSISTANCE PROGRAM		PASS-THROUGH	LAWRENCE LIVERMORE NATIONAL SECURITY, LLC	SUB B642163 (B623353)	45,077	
81.049	OFFICE OF SCIENCE FINANCIAL ASSISTANCE PROGRAM		PASS-THROUGH	LAWRENCE LIVERMORE NATIONAL SECURITY, LLC	SUB B643113 (B623353)	45,648	
81.049	OFFICE OF SCIENCE FINANCIAL ASSISTANCE PROGRAM		PASS-THROUGH	LIFE-E, LLC	A19-1171	94,164	
81.049	OFFICE OF SCIENCE FINANCIAL ASSISTANCE PROGRAM		PASS-THROUGH	LOS ALAMOS NATIONAL SECURITY, LLC	520116	805,072	
81.049	OFFICE OF SCIENCE FINANCIAL ASSISTANCE PROGRAM		PASS-THROUGH	LOS ALAMOS NATIONAL SECURITY, LLC	SUB 351623 (DEAC52-06NA25396)	961,528	
81.049	OFFICE OF SCIENCE FINANCIAL ASSISTANCE PROGRAM		PASS-THROUGH	MASSACHUSETTS INSTITUTE OF TECHNOLOGY	S4686 - PO	139,434	
81.049	OFFICE OF SCIENCE FINANCIAL ASSISTANCE PROGRAM		PASS-THROUGH	MONTANA STATE UNIVERSITY	DE-SC0021369	118,886	
81.049	OFFICE OF SCIENCE FINANCIAL ASSISTANCE PROGRAM		PASS-THROUGH	NHANCED SEMICONDUCTORS	A20-3268	151,915	49,466
81.049	OFFICE OF SCIENCE FINANCIAL ASSISTANCE PROGRAM		PASS-THROUGH	NORTHWESTERN UNIVERSITY	60051564UCB	219,573	
81.049	OFFICE OF SCIENCE FINANCIAL ASSISTANCE PROGRAM		PASS-THROUGH	NORTHWESTERN UNIVERSITY	60054427 UCI	139,928	
81.049	OFFICE OF SCIENCE FINANCIAL ASSISTANCE PROGRAM		PASS-THROUGH	NORTHWESTERN UNIVERSITY	60057508BERK	136,069	
81.049	OFFICE OF SCIENCE FINANCIAL ASSISTANCE PROGRAM		PASS-THROUGH	NORTHWESTERN UNIVERSITY	SUB 60057508 UCSD (DE-SC002...	41,471	
81.049	OFFICE OF SCIENCE FINANCIAL ASSISTANCE PROGRAM		PASS-THROUGH	OAK RIDGE ASSOCIATED UNIVERSITIES	047405	9,598	
81.049	OFFICE OF SCIENCE FINANCIAL ASSISTANCE PROGRAM		PASS-THROUGH	OAK RIDGE NATIONAL LABORATORY	4000154999:10	15,762	
81.049	OFFICE OF SCIENCE FINANCIAL ASSISTANCE PROGRAM		PASS-THROUGH	OPTELLIGENT, LLC	A20-3254	254,129	49,858
81.049	OFFICE OF SCIENCE FINANCIAL ASSISTANCE PROGRAM		PASS-THROUGH	OPTO-KNOWLEDGE SYSTEMS, INC.	DE-SC0020879	5,726	
81.049	OFFICE OF SCIENCE FINANCIAL ASSISTANCE PROGRAM		PASS-THROUGH	PACIFIC NORTHWEST NATIONAL LABORATORIES	503235	78,760	
81.049	OFFICE OF SCIENCE FINANCIAL ASSISTANCE PROGRAM		PASS-THROUGH	PACIFIC NORTHWEST NATIONAL LABORATORIES	549145	53,148	
81.049	OFFICE OF SCIENCE FINANCIAL ASSISTANCE PROGRAM		PASS-THROUGH	PENNSYLVANIA STATE UNIVERSITY	SUB 5065-UCSD-DOE-2375 (DE-SC0	12,625	
81.049	OFFICE OF SCIENCE FINANCIAL ASSISTANCE PROGRAM		PASS-THROUGH	PRINCETON PLASMA PHYSICS LABORATORY	SUB S015887-C (DE-AC02-09CH114	26,490	
81.049	OFFICE OF SCIENCE FINANCIAL ASSISTANCE PROGRAM		PASS-THROUGH	PRINCETON PLASMA PHYSICS LABORATORY	SUB S018215 (DE-AC02-09CH1...	12,857	
81.049	OFFICE OF SCIENCE FINANCIAL ASSISTANCE PROGRAM		PASS-THROUGH	SANDIA NATIONAL LABORATORIES	A21-0407-001	136,025	
81.049	OFFICE OF SCIENCE FINANCIAL ASSISTANCE PROGRAM		PASS-THROUGH	SANDIA NATIONAL LABORATORIES	SUB 1646732 (DE-AC04-94AL85000	137,287	
81.049	OFFICE OF SCIENCE FINANCIAL ASSISTANCE PROGRAM		PASS-THROUGH	SANDIA NATIONAL LABORATORIES	SUB 2213935 (1655264)	20,620	
81.049	OFFICE OF SCIENCE FINANCIAL ASSISTANCE PROGRAM		PASS-THROUGH	SANDIA NATIONAL LABORATORIES	SUB 1856102	73,776	
81.049	OFFICE OF SCIENCE FINANCIAL ASSISTANCE PROGRAM		PASS-THROUGH	SANDIA NATIONAL LABORATORIES	SUB 2004104	130,533	
81.049	OFFICE OF SCIENCE FINANCIAL ASSISTANCE PROGRAM		PASS-THROUGH	STANFORD UNIVERSITY	61961563-136555	765,259	
81.049	OFFICE OF SCIENCE FINANCIAL ASSISTANCE PROGRAM		PASS-THROUGH	STANFORD UNIVERSITY	SUB 204069 (DE-AC02-76SF00515)	40,704	
81.049	OFFICE OF SCIENCE FINANCIAL ASSISTANCE PROGRAM		PASS-THROUGH	STATE UNIVERSITY OF NEW YORK	68799	(136)	
81.049	OFFICE OF SCIENCE FINANCIAL ASSISTANCE PROGRAM		PASS-THROUGH	STATE UNIVERSITY OF NEW YORK	SUB 68799(DESC0012583)	74,305	
81.049	OFFICE OF SCIENCE FINANCIAL ASSISTANCE PROGRAM		PASS-THROUGH	UC LAWRENCE BERKELEY LABORATORY	A21-0670-001	70,218	
81.049	OFFICE OF SCIENCE FINANCIAL ASSISTANCE PROGRAM		PASS-THROUGH	UCHICAGO ARGONNE, LLC	SUB 9F-60081	69,231	
81.049	OFFICE OF SCIENCE FINANCIAL ASSISTANCE PROGRAM		PASS-THROUGH	UNIVERSITY CORPORATION FOR ATMOSPHERIC RESEARCH	1765	47,517	
81.049	OFFICE OF SCIENCE FINANCIAL ASSISTANCE PROGRAM		PASS-THROUGH	UNIVERSITY OF DELAWARE	51428	215,111	
81.049	OFFICE OF SCIENCE FINANCIAL ASSISTANCE PROGRAM		PASS-THROUGH	UNIVERSITY OF ILLINOIS AT URBANA-CHAMPAIGN	090634-16915	230,884	
81.049	OFFICE OF SCIENCE FINANCIAL ASSISTANCE PROGRAM		PASS-THROUGH	UNIVERSITY OF IOWA	S00456-01	104,331	
81.049	OFFICE OF SCIENCE FINANCIAL ASSISTANCE PROGRAM		PASS-THROUGH	UNIVERSITY OF MARYLAND	18028-Z7181002:D	7,822	
81.049	OFFICE OF SCIENCE FINANCIAL ASSISTANCE PROGRAM		PASS-THROUGH	UNIVERSITY OF MIAMI	SPC-000615:1	39,488	
81.049	OFFICE OF SCIENCE FINANCIAL ASSISTANCE PROGRAM		PASS-THROUGH	UNIVERSITY OF MICHIGAN	3003694279	55,024	
81.049	OFFICE OF SCIENCE FINANCIAL ASSISTANCE PROGRAM		PASS-THROUGH	UNIVERSITY OF MICHIGAN	3004764256	76,846	
81.049	OFFICE OF SCIENCE FINANCIAL ASSISTANCE PROGRAM		PASS-THROUGH	UNIVERSITY OF MICHIGAN	SUBK00009231	65,032	
81.049	OFFICE OF SCIENCE FINANCIAL ASSISTANCE PROGRAM		PASS-THROUGH	UNIVERSITY OF MICHIGAN	SUBK00011112	146,294	
81.049	OFFICE OF SCIENCE FINANCIAL ASSISTANCE PROGRAM		PASS-THROUGH	UNIVERSITY OF MINNESOTA	A003127005	8,003	
81.049	OFFICE OF SCIENCE FINANCIAL ASSISTANCE PROGRAM		PASS-THROUGH	UNIVERSITY OF MINNESOTA	A004527503	219,328	
81.049	OFFICE OF SCIENCE FINANCIAL ASSISTANCE PROGRAM		PASS-THROUGH	UNIVERSITY OF MINNESOTA	A007230203	177,146	
81.049	OFFICE OF SCIENCE FINANCIAL ASSISTANCE PROGRAM		PASS-THROUGH	UNIVERSITY OF MINNESOTA	A007660701	122,978	
81.049	OFFICE OF SCIENCE FINANCIAL ASSISTANCE PROGRAM		PASS-THROUGH	UNIVERSITY OF NORTH CAROLINA AT CHAPEL HILL	5107499	52,951	
81.049	OFFICE OF SCIENCE FINANCIAL ASSISTANCE PROGRAM		PASS-THROUGH	UNIVERSITY OF SOUTHERN CALIFORNIA	131471842-L	19,021	
81.049	OFFICE OF SCIENCE FINANCIAL ASSISTANCE PROGRAM		PASS-THROUGH	UNIVERSITY OF TEXAS-AUSTIN	UTA18-001379	865,110	



**University of California**  
**Schedule of Expenditures of Federal Awards**

*For the Fiscal Year Ended  
June 30, 2021  
(Expressed in whole dollars)*

**Research And Development Cluster**

Assistance Listing Number	Federal Program Title	Additional Award Identification	Direct / Pass-Through	Agency or Pass-Through Entity	Pass-Through No. or Other Identifier	Federal Expenditures	Passed-Through to Subrecipients
81.049	OFFICE OF SCIENCE FINANCIAL ASSISTANCE PROGRAM		PASS-THROUGH	UNIVERSITY OF UTAH	10051975	94,523	
81.049	OFFICE OF SCIENCE FINANCIAL ASSISTANCE PROGRAM		PASS-THROUGH	UNIVERSITY OF UTAH		113,762	
81.049	OFFICE OF SCIENCE FINANCIAL ASSISTANCE PROGRAM		PASS-THROUGH	UNIVERSITY OF WASHINGTON	DE-SC0019285 SUB UWSC00739(DE-SC0019288)	126,865	
81.049	OFFICE OF SCIENCE FINANCIAL ASSISTANCE PROGRAM		PASS-THROUGH	UNIVERSITY OF WISCONSIN-MADISON	0000000368	435,982	
81.049	OFFICE OF SCIENCE FINANCIAL ASSISTANCE PROGRAM		PASS-THROUGH	WASHINGTON UNIVERSITY IN ST. LOUIS	006723 SUB 82192/1148574/2(DE-SC00192)	154,351	
81.049	OFFICE OF SCIENCE FINANCIAL ASSISTANCE PROGRAM		PASS-THROUGH	STONY BROOK UNIVERSITY		76,164	
81.049	OFFICE OF SCIENCE FINANCIAL ASSISTANCE PROGRAM		PASS-THROUGH	THE UNIVERSITY OF ALABAMA AT TUSCALOOSA	000517656-SC002:03	86,214	
81.049	OFFICE OF SCIENCE FINANCIAL ASSISTANCE PROGRAM Total					95,163,693	7,400,418
81.057	UNIVERSITY COAL RESEARCH		DIRECT	DEPARTMENT OF ENERGY (DOE)	VARIOUS	17,303	
81.057	UNIVERSITY COAL RESEARCH Total					17,303	
81.086	CONSERVATION RESEARCH AND DEVELOPMENT		DIRECT	DEPARTMENT OF ENERGY (DOE)		4,456,923	1,090,000
81.086	CONSERVATION RESEARCH AND DEVELOPMENT		PASS-THROUGH	CALSTART	VARIOUS	41,816	
81.086	CONSERVATION RESEARCH AND DEVELOPMENT		PASS-THROUGH	CENTER FOR ENERGY AND ENVIRONMENT	012221	97,446	
81.086	CONSERVATION RESEARCH AND DEVELOPMENT		PASS-THROUGH	NOBLE THERMODYNAMIC SYSTEMS INC.	A19-1934	29,802	
81.086	CONSERVATION RESEARCH AND DEVELOPMENT		PASS-THROUGH	SOUTHWEST RESEARCH INSTITUTE	050419	6,912	
81.086	CONSERVATION RESEARCH AND DEVELOPMENT		PASS-THROUGH	UC LAWRENCE BERKELEY LABORATORY	L99081MJM	65,655	
81.086	CONSERVATION RESEARCH AND DEVELOPMENT		PASS-THROUGH	UNIVERSITY OF KENTUCKY/UNIVERSITY OF KENTUCKY RESEARCH FOUND	2020-0274	91,555	
81.086	CONSERVATION RESEARCH AND DEVELOPMENT		PASS-THROUGH	UNIVERSITY OF WASHINGTON	3200001517-18-075	52,723	
81.086	CONSERVATION RESEARCH AND DEVELOPMENT Total				UWSC12247	4,842,831	1,090,000
81.087	RENEWABLE ENERGY RESEARCH AND DEVELOPMENT		DIRECT	DEPARTMENT OF ENERGY (DOE)	VARIOUS	21,192,187	6,826,805
81.087	RENEWABLE ENERGY RESEARCH AND DEVELOPMENT		PASS-THROUGH	BROOKHAVEN NATIONAL LABORATORY/BROOKHAVEN SCIENCE ASSOCIATES	325257	1,166,369	
81.087	RENEWABLE ENERGY RESEARCH AND DEVELOPMENT		PASS-THROUGH	COLORADO STATE UNIVERSITY	043841	20,783	
81.087	RENEWABLE ENERGY RESEARCH AND DEVELOPMENT		PASS-THROUGH	CORNELL UNIVERSITY	DE-EE0008923 SUB 81344-10987 (DE-EE0007978)	17,646	
81.087	RENEWABLE ENERGY RESEARCH AND DEVELOPMENT		PASS-THROUGH	CZERO, LLC	SB200247	64,643	
81.087	RENEWABLE ENERGY RESEARCH AND DEVELOPMENT		PASS-THROUGH	DUKE UNIVERSITY		97,190	
81.087	RENEWABLE ENERGY RESEARCH AND DEVELOPMENT		PASS-THROUGH	EL CAMINO COLLEGE	A19-0484-001	34,277	
81.087	RENEWABLE ENERGY RESEARCH AND DEVELOPMENT		PASS-THROUGH	ELECTRIC POWER RESEARCH INSTITUTE	047307	145,665	
81.087	RENEWABLE ENERGY RESEARCH AND DEVELOPMENT		PASS-THROUGH	GLOBAL ALGAE INNOVATIONS	011440 SUB 160849 (DE-EE0007689)	49,105	
81.087	RENEWABLE ENERGY RESEARCH AND DEVELOPMENT		PASS-THROUGH	INVIZYNE TECHNOLOGIES, INC.	2020-01UCLA	(35)	
81.087	RENEWABLE ENERGY RESEARCH AND DEVELOPMENT		PASS-THROUGH	LAWRENCE LIVERMORE NATIONAL SECURITY, LLC	A20-3164	342,946	
81.087	RENEWABLE ENERGY RESEARCH AND DEVELOPMENT		PASS-THROUGH	LAWRENCE LIVERMORE NATIONAL SECURITY, LLC	B639114	172,037	
81.087	RENEWABLE ENERGY RESEARCH AND DEVELOPMENT		PASS-THROUGH	LAWRENCE LIVERMORE NATIONAL SECURITY, LLC	B644456	67,595	
81.087	RENEWABLE ENERGY RESEARCH AND DEVELOPMENT		PASS-THROUGH	NATEL ENERGY, INC.	EE0008777 SUB 671-004 (DE-EE0008902)	59,553	
81.087	RENEWABLE ENERGY RESEARCH AND DEVELOPMENT		PASS-THROUGH	NEW MEXICO CONSORTIUM, INC.	422454 SUB SC-SP01-718 (DE-EE0008861)	85,162	
81.087	RENEWABLE ENERGY RESEARCH AND DEVELOPMENT		PASS-THROUGH	PACIFIC NORTHWEST NATIONAL LABORATORIES	SUB PO #1004 (DE-EE0008759)	188,873	
81.087	RENEWABLE ENERGY RESEARCH AND DEVELOPMENT		PASS-THROUGH	SUNSPEC ALLIANCE		22,602	
81.087	RENEWABLE ENERGY RESEARCH AND DEVELOPMENT		PASS-THROUGH	UNIVERSITY OF CENTRAL FLORIDA	DE-EE0008746	51,005	
81.087	RENEWABLE ENERGY RESEARCH AND DEVELOPMENT		PASS-THROUGH	UNIVERSITY OF ILLINOIS AT URBANA-CHAMPAIGN	094489-17319	92,392	
81.087	RENEWABLE ENERGY RESEARCH AND DEVELOPMENT		PASS-THROUGH	UNIVERSITY OF OKLAHOMA	2020-43	57,733	
81.087	RENEWABLE ENERGY RESEARCH AND DEVELOPMENT		PASS-THROUGH	VISOLIS, INC.	A20-1599	7,732	
81.087	RENEWABLE ENERGY RESEARCH AND DEVELOPMENT		PASS-THROUGH	WASHINGTON UNIVERSITY IN ST. LOUIS	WU-20-58	109,632	
81.087	RENEWABLE ENERGY RESEARCH AND DEVELOPMENT		PASS-THROUGH	WORCESTER POLYTECHNIC INSTITUTE	011481	14,756	
81.087	RENEWABLE ENERGY RESEARCH AND DEVELOPMENT Total					96,060	
81.087	RENEWABLE ENERGY RESEARCH AND DEVELOPMENT					105,496	
81.087	RENEWABLE ENERGY RESEARCH AND DEVELOPMENT					24,261,407	6,826,805
81.089	FOSSIL ENERGY RESEARCH AND DEVELOPMENT		DIRECT	DEPARTMENT OF ENERGY (DOE)	VARIOUS	1,677,047	184,841
81.089	FOSSIL ENERGY RESEARCH AND DEVELOPMENT		PASS-THROUGH	ELECTRIC POWER RESEARCH INSTITUTE	10012154	24,680	
81.089	FOSSIL ENERGY RESEARCH AND DEVELOPMENT		PASS-THROUGH	GE GLOBAL RESEARCH	401147782	25,816	
81.089	FOSSIL ENERGY RESEARCH AND DEVELOPMENT		PASS-THROUGH	OPTO-KNOWLEDGE SYSTEMS, INC.	18040601-02-CYC1	6,929	
81.089	FOSSIL ENERGY RESEARCH AND DEVELOPMENT		PASS-THROUGH	PACIFIC NORTHWEST NATIONAL LABORATORIES	009513	44,904	
81.089	FOSSIL ENERGY RESEARCH AND DEVELOPMENT		PASS-THROUGH	PROTON ONSITE, INC.	EC-0008081-01-CYC1	22,545	
81.089	FOSSIL ENERGY RESEARCH AND DEVELOPMENT		PASS-THROUGH	TDA RESEARCH, INC.	DE-FE0031926	9,218	
81.089	FOSSIL ENERGY RESEARCH AND DEVELOPMENT		PASS-THROUGH	TDA RESEARCH, INC.	GA.2201.009.UCI.19.02	76,299	
81.089	FOSSIL ENERGY RESEARCH AND DEVELOPMENT		PASS-THROUGH	TDA RESEARCH, INC.	GA.2201.010.UCI.19.02	18,450	

**University of California**  
**Schedule of Expenditures of Federal Awards**

*For the Fiscal Year Ended  
June 30, 2021  
(Expressed in whole dollars)*

**Research And Development Cluster**

Assistance Listing Number	Federal Program Title	Additional Award Identification	Direct / Pass-Through	Agency or Pass-Through Entity	Pass-Through No. or Other Identifier	Federal Expenditures	Passed-Through to Subrecipients
81.089	FOSSIL ENERGY RESEARCH AND DEVELOPMENT		PASS-THROUGH	TDA RESEARCH, INC.	GA.2339.UCI.16.01	1,878	
81.089	FOSSIL ENERGY RESEARCH AND DEVELOPMENT		PASS-THROUGH	UNIVERSITY OF IOWA	S00700-01	30,498	
81.089	FOSSIL ENERGY RESEARCH AND DEVELOPMENT		PASS-THROUGH	UNIVERSITY OF KANSAS/KU CENTER FOR RESEARCH, INC.	FY2020-035	243,441	
81.089	FOSSIL ENERGY RESEARCH AND DEVELOPMENT		PASS-THROUGH	UNIVERSITY OF SOUTHERN CALIFORNIA	119684338	183,885	
81.089	FOSSIL ENERGY RESEARCH AND DEVELOPMENT		PASS-THROUGH	UNIVERSITY OF WISCONSIN-MADISON	877K855	126,291	
81.089	FOSSIL ENERGY RESEARCH AND DEVELOPMENT Total					2,491,880	184,841
81.108	EPIDEMIOLOGY AND OTHER HEALTH STUDIES FINANCIAL ASSISTANCE PROGRAM		PASS-THROUGH	LAWRENCE LIVERMORE NATIONAL SECURITY, LLC	B633616	78,047	
81.108	EPIDEMIOLOGY AND OTHER HEALTH STUDIES FINANCIAL ASSISTANCE PROGRAM Total					78,047	
81.112	STEWARDSHIP SCIENCE GRANT PROGRAM		DIRECT	DEPARTMENT OF ENERGY (DOE)	VARIOUS	1,815,717	322,192
81.112	STEWARDSHIP SCIENCE GRANT PROGRAM		PASS-THROUGH	CORNELL UNIVERSITY	SUB 83228-10970 (DE-NA0003764)	214,184	
81.112	STEWARDSHIP SCIENCE GRANT PROGRAM		PASS-THROUGH	GENERAL ATOMICS	SUB 4500083835(DE-NA0003939)	57,429	
81.112	STEWARDSHIP SCIENCE GRANT PROGRAM		PASS-THROUGH	GEORGE WASHINGTON UNIVERSITY	18-S22	31	
81.112	STEWARDSHIP SCIENCE GRANT PROGRAM		PASS-THROUGH	HARVARD UNIVERSITY	DE-NA0003904	69,505	
81.112	STEWARDSHIP SCIENCE GRANT PROGRAM		PASS-THROUGH	TEXAS A&M UNIVERSITY - COLLEGE STATION	M1803474	576,978	
81.112	STEWARDSHIP SCIENCE GRANT PROGRAM Total					2,733,845	322,192
81.113	DEFENSE NUCLEAR NONPROLIFERATION RESEARCH		DIRECT	DEPARTMENT OF ENERGY (DOE)	VARIOUS	4,456,433	2,311,785
81.113	DEFENSE NUCLEAR NONPROLIFERATION RESEARCH		PASS-THROUGH	LAWRENCE LIVERMORE NATIONAL SECURITY, LLC	SUB B640364 (DE-AC52-07NA27344)	302,345	
81.113	DEFENSE NUCLEAR NONPROLIFERATION RESEARCH		PASS-THROUGH	LOS ALAMOS NATIONAL SECURITY, LLC	SUB 530681 (351438)	76,048	
81.113	DEFENSE NUCLEAR NONPROLIFERATION RESEARCH		PASS-THROUGH	MISSION SUPPORT AND TEST SERVICES LLC	SUB 20194613	23,672	
81.113	DEFENSE NUCLEAR NONPROLIFERATION RESEARCH		PASS-THROUGH	SANDIA NATIONAL LABORATORIES	SUB 2153652 (1655264)	43,654	
81.113	DEFENSE NUCLEAR NONPROLIFERATION RESEARCH		PASS-THROUGH	SANDIA NATIONAL LABORATORIES	SUB 2155356 (1655264)	55,185	
81.113	DEFENSE NUCLEAR NONPROLIFERATION RESEARCH		PASS-THROUGH	TRIAD NATIONAL SECURITY, LLC	SUB 507174	125,478	
81.113	DEFENSE NUCLEAR NONPROLIFERATION RESEARCH		PASS-THROUGH	UNIVERSITY OF MICHIGAN	SUB 507174	84,807	
81.113	DEFENSE NUCLEAR NONPROLIFERATION RESEARCH		PASS-THROUGH	UNIVERSITY OF MICHIGAN	048167	108,611	
81.113	DEFENSE NUCLEAR NONPROLIFERATION RESEARCH		PASS-THROUGH	UNIVERSITY OF MICHIGAN	SUBK00010006		
81.113	DEFENSE NUCLEAR NONPROLIFERATION RESEARCH Total					5,276,233	2,311,785
81.117	ENERGY EFFICIENCY AND RENEWABLE ENERGY INFORMATION DISSEMINATION, OUTREACH, TRAINING AND TECHNICAL ANALYSIS/ASSISTANCE		DIRECT	DEPARTMENT OF ENERGY (DOE)	VARIOUS	244,509	
81.117	ENERGY EFFICIENCY AND RENEWABLE ENERGY INFORMATION DISSEMINATION, OUTREACH, TRAINING AND TECHNICAL ANALYSIS/ASSISTANCE Total					244,509	
81.119	STATE ENERGY PROGRAM SPECIAL PROJECTS		PASS-THROUGH	CARNEGIE MELLON UNIVERSITY	SUB 1070261-436503 (DE-SC00...	107,005	
81.119	STATE ENERGY PROGRAM SPECIAL PROJECTS		PASS-THROUGH	SANDIA NATIONAL LABORATORIES	SUB 2082375	210,361	
81.119	STATE ENERGY PROGRAM SPECIAL PROJECTS Total					317,366	
81.121	NUCLEAR ENERGY RESEARCH, DEVELOPMENT AND DEMONSTRATION		DIRECT	DEPARTMENT OF ENERGY (DOE)	VARIOUS	1,914,346	298,096
81.121	NUCLEAR ENERGY RESEARCH, DEVELOPMENT AND DEMONSTRATION		PASS-THROUGH	MASSACHUSETTS INSTITUTE OF TECHNOLOGY	S5190	88,858	
81.121	NUCLEAR ENERGY RESEARCH, DEVELOPMENT AND DEMONSTRATION		PASS-THROUGH	NORTH CAROLINA STATE UNIVERSITY	2019-2349-02	63,667	
81.121	NUCLEAR ENERGY RESEARCH, DEVELOPMENT AND DEMONSTRATION		PASS-THROUGH	NORTH CAROLINA STATE UNIVERSITY	2020-2006-01	2,796	
81.121	NUCLEAR ENERGY RESEARCH, DEVELOPMENT AND DEMONSTRATION		PASS-THROUGH	TEXAS A&M UNIVERSITY - COLLEGE STATION	28-M1800913	387,322	
81.121	NUCLEAR ENERGY RESEARCH, DEVELOPMENT AND DEMONSTRATION		PASS-THROUGH	UNIVERSITY OF TENNESSEE	010336	114,778	
81.121	NUCLEAR ENERGY RESEARCH, DEVELOPMENT AND DEMONSTRATION		PASS-THROUGH	UNIVERSITY OF TENNESSEE	A21-0478-S002	44,945	
81.121	NUCLEAR ENERGY RESEARCH, DEVELOPMENT AND DEMONSTRATION		PASS-THROUGH	UNIVERSITY OF WISCONSIN-MADISON	776K775	113,571	
81.121	NUCLEAR ENERGY RESEARCH, DEVELOPMENT AND DEMONSTRATION Total					2,730,283	298,096
81.122	ELECTRICITY RESEARCH, DEVELOPMENT AND ANALYSIS		DIRECT	DEPARTMENT OF ENERGY (DOE)	VARIOUS	286,893	161,065
81.122	ELECTRICITY RESEARCH, DEVELOPMENT AND ANALYSIS Total					286,893	161,065
81.123	NATIONAL NUCLEAR SECURITY ADMINISTRATION (NNSA) MINORITY SERVING INSTITUTIONS (MSI) PROGRAM		PASS-THROUGH	BROOKHAVEN NATIONAL LABORATORY/BROOKHAVEN SCIENCE ASSOCIATES	A17-0695-009	89,838	
81.123	NATIONAL NUCLEAR SECURITY ADMINISTRATION (NNSA) MINORITY SERVING INSTITUTIONS (MSI) PROGRAM		PASS-THROUGH	BROOKHAVEN NATIONAL LABORATORY/BROOKHAVEN SCIENCE ASSOCIATES	A17-0696-004	56,847	
81.123	NATIONAL NUCLEAR SECURITY ADMINISTRATION (NNSA) MINORITY SERVING INSTITUTIONS (MSI) PROGRAM		PASS-THROUGH	BROOKHAVEN NATIONAL LABORATORY/BROOKHAVEN SCIENCE ASSOCIATES	A17-0698-009	29,840	
81.123	NATIONAL NUCLEAR SECURITY ADMINISTRATION (NNSA) MINORITY SERVING INSTITUTIONS (MSI) PROGRAM		PASS-THROUGH	BROOKHAVEN NATIONAL LABORATORY/BROOKHAVEN SCIENCE ASSOCIATES	A17-0699-009	663,141	
81.123	NATIONAL NUCLEAR SECURITY ADMINISTRATION (NNSA) MINORITY SERVING INSTITUTIONS (MSI) PROGRAM		PASS-THROUGH	BROOKHAVEN NATIONAL LABORATORY/BROOKHAVEN SCIENCE ASSOCIATES	A17-0700-009	6,205	
81.123	NATIONAL NUCLEAR SECURITY ADMINISTRATION (NNSA) MINORITY SERVING INSTITUTIONS (MSI) PROGRAM		PASS-THROUGH	LAWRENCE LIVERMORE NATIONAL SECURITY, LLC	SUB B627864(DE-AC52-07NA27344)	(29,405)	
81.123	NATIONAL NUCLEAR SECURITY ADMINISTRATION (NNSA) MINORITY SERVING INSTITUTIONS (MSI) PROGRAM Total					816,465	

**University of California**  
**Schedule of Expenditures of Federal Awards**

*For the Fiscal Year Ended*  
*June 30, 2021*  
*(Expressed in whole dollars)*

**Research And Development Cluster**

Assistance Listing Number	Federal Program Title	Additional Award Identification	Direct / Pass-Through	Agency or Pass-Through Entity	Pass-Through No. or Other Identifier	Federal Expenditures	Passed-Through to Subrecipients
81.135	ADVANCED RESEARCH PROJECTS AGENCY - ENERGY		DIRECT	DEPARTMENT OF ENERGY (DOE)	VARIOUS	11,687,483	3,455,871
81.135	ADVANCED RESEARCH PROJECTS AGENCY - ENERGY		PASS-THROUGH	CARNEGIE MELLON UNIVERSITY		236,311	
81.135	ADVANCED RESEARCH PROJECTS AGENCY - ENERGY		PASS-THROUGH	ENDEVEO INC.	DE-AR0001127	2,743	
81.135	ADVANCED RESEARCH PROJECTS AGENCY - ENERGY		PASS-THROUGH	HP INC.	046289	435,621	
81.135	ADVANCED RESEARCH PROJECTS AGENCY - ENERGY		PASS-THROUGH	IONIC MATERIALS, INC.	GSD0004813856	197,311	
81.135	ADVANCED RESEARCH PROJECTS AGENCY - ENERGY		PASS-THROUGH	JOHNS HOPKINS UNIVERSITY	5563738 SUB2004667924(DE-AR0001191)	118,361	
81.135	ADVANCED RESEARCH PROJECTS AGENCY - ENERGY		PASS-THROUGH	MARINE BIOLOGICAL LABORATORIES		30,387	
81.135	ADVANCED RESEARCH PROJECTS AGENCY - ENERGY		PASS-THROUGH	NANOSD, INC.	54334 SUB NONE (DE-AR0000744)	17	
81.135	ADVANCED RESEARCH PROJECTS AGENCY - ENERGY		PASS-THROUGH	OCEAN ERA, LLC		96,558	
81.135	ADVANCED RESEARCH PROJECTS AGENCY - ENERGY		PASS-THROUGH	OCEAN ERA, LLC	1037-001 SUB 1037-003 (DE-AR0001037)	102,377	
81.135	ADVANCED RESEARCH PROJECTS AGENCY - ENERGY		PASS-THROUGH	PING THINGS, INC.		108,666	
81.135	ADVANCED RESEARCH PROJECTS AGENCY - ENERGY		PASS-THROUGH	SEQUOIA SCIENTIFIC, INC.	DE-AR0001104-UCB1	926	
81.135	ADVANCED RESEARCH PROJECTS AGENCY - ENERGY		PASS-THROUGH	UNIVERSITY OF COLORADO BOULDER	DE-AR0001232	69,173	
81.135	ADVANCED RESEARCH PROJECTS AGENCY - ENERGY		PASS-THROUGH	UNIVERSITY OF MARYLAND	1557736	156,663	
81.135	ADVANCED RESEARCH PROJECTS AGENCY - ENERGY		PASS-THROUGH	UNIVERSITY OF MICHIGAN	SUB 80152- Z7064203	129,827	
81.135	ADVANCED RESEARCH PROJECTS AGENCY - ENERGY		PASS-THROUGH	UNIVERSITY OF MICHIGAN	SUBK00009722	127,713	
81.135	ADVANCED RESEARCH PROJECTS AGENCY - ENERGY		PASS-THROUGH	UNIVERSITY OF MISSOURI	SUBK00010994	116,214	
81.135	ADVANCED RESEARCH PROJECTS AGENCY - ENERGY		PASS-THROUGH	UNIVERSITY OF NEW MEXICO	C00069059-1	1,760	
81.135	ADVANCED RESEARCH PROJECTS AGENCY - ENERGY		PASS-THROUGH	UNIVERSITY OF TEXAS-ARLINGTON	433623-873R	(91)	
81.135	ADVANCED RESEARCH PROJECTS AGENCY - ENERGY		PASS-THROUGH	UNIVERSITY OF WISCONSIN-MADISON	26080154061	158,307	
81.135	ADVANCED RESEARCH PROJECTS AGENCY - ENERGY		PASS-THROUGH	FERMI RESEARCH ALLIANCE, LLC (FRA)	183405383	(356)	
81.135	ADVANCED RESEARCH PROJECTS AGENCY - ENERGY Total				655221	13,775,970	3,455,871
81.RD			DIRECT	DEPARTMENT OF ENERGY (DOE)	011166	43,223	
81.RD			DIRECT	DEPARTMENT OF ENERGY (DOE)	044901	62,474	
81.RD			DIRECT	DEPARTMENT OF ENERGY (DOE)	049319	58,563	
81.RD			DIRECT	DEPARTMENT OF ENERGY (DOE)	300000007290347	33,149	
81.RD			DIRECT	DEPARTMENT OF ENERGY (DOE)	584318	24,440	
81.RD			DIRECT	DEPARTMENT OF ENERGY (DOE)	591792	28,504	
81.RD			DIRECT	DEPARTMENT OF ENERGY (DOE)	6705044	98	
81.RD			DIRECT	DEPARTMENT OF ENERGY (DOE)	7057129	9,178	
81.RD			DIRECT	DEPARTMENT OF ENERGY (DOE)	7069014	(120)	
81.RD			DIRECT	DEPARTMENT OF ENERGY (DOE)	7099793	14,531	
81.RD			DIRECT	DEPARTMENT OF ENERGY (DOE)	7117928	(5,284)	
81.RD			DIRECT	DEPARTMENT OF ENERGY (DOE)	7202212	45,479	
81.RD			DIRECT	DEPARTMENT OF ENERGY (DOE)	7207174	(13)	
81.RD			DIRECT	DEPARTMENT OF ENERGY (DOE)	7211926	7	
81.RD			DIRECT	DEPARTMENT OF ENERGY (DOE)	7212896	2,675	
81.RD			DIRECT	DEPARTMENT OF ENERGY (DOE)	7213159	5,237	
81.RD			DIRECT	DEPARTMENT OF ENERGY (DOE)	7216724	(6,677)	
81.RD			DIRECT	DEPARTMENT OF ENERGY (DOE)	7225754	56,767	
81.RD			DIRECT	DEPARTMENT OF ENERGY (DOE)	7227709	13,145	
81.RD			DIRECT	DEPARTMENT OF ENERGY (DOE)	7238104	1,289	
81.RD			DIRECT	DEPARTMENT OF ENERGY (DOE)	7242684	40,093	
81.RD			DIRECT	DEPARTMENT OF ENERGY (DOE)	7242955	121,677	
81.RD			DIRECT	DEPARTMENT OF ENERGY (DOE)	7248612	10,979	
81.RD			DIRECT	DEPARTMENT OF ENERGY (DOE)	7249113	4,434	
81.RD			DIRECT	DEPARTMENT OF ENERGY (DOE)	7257699	(378)	
81.RD			DIRECT	DEPARTMENT OF ENERGY (DOE)	7263187	961	
81.RD			DIRECT	DEPARTMENT OF ENERGY (DOE)	7264139	50,594	
81.RD			DIRECT	DEPARTMENT OF ENERGY (DOE)	7266072	42,808	
81.RD			DIRECT	DEPARTMENT OF ENERGY (DOE)	7266240	94,439	
81.RD			DIRECT	DEPARTMENT OF ENERGY (DOE)	7267410	14,770	
81.RD			DIRECT	DEPARTMENT OF ENERGY (DOE)	7275070	16,193	
81.RD			DIRECT	DEPARTMENT OF ENERGY (DOE)	7277291	1,187	
81.RD			DIRECT	DEPARTMENT OF ENERGY (DOE)	7306814	1,365	
81.RD			DIRECT	DEPARTMENT OF ENERGY (DOE)	7306856	46,710	
81.RD			DIRECT	DEPARTMENT OF ENERGY (DOE)	7307391	63,997	
81.RD			DIRECT	DEPARTMENT OF ENERGY (DOE)	7307471	31,742	
81.RD			DIRECT	DEPARTMENT OF ENERGY (DOE)	7307580	10,143	
81.RD			DIRECT	DEPARTMENT OF ENERGY (DOE)	7307581	14,813	
81.RD			DIRECT	DEPARTMENT OF ENERGY (DOE)	7309154	15,627	
81.RD			DIRECT	DEPARTMENT OF ENERGY (DOE)	7309277	149,171	
81.RD			DIRECT	DEPARTMENT OF ENERGY (DOE)	7309633	19,595	
81.RD			DIRECT	DEPARTMENT OF ENERGY (DOE)	7315221:02	144,209	
81.RD			DIRECT	DEPARTMENT OF ENERGY (DOE)	7317687	7	
81.RD			DIRECT	DEPARTMENT OF ENERGY (DOE)	7318272	102,345	
81.RD			DIRECT	DEPARTMENT OF ENERGY (DOE)	7320296	30,248	
81.RD			DIRECT	DEPARTMENT OF ENERGY (DOE)	7320455	25,656	
81.RD			DIRECT	DEPARTMENT OF ENERGY (DOE)	7320508	1,861	
81.RD			DIRECT	DEPARTMENT OF ENERGY (DOE)	7320509	33,182	
81.RD			DIRECT	DEPARTMENT OF ENERGY (DOE)	7320514	60,503	
81.RD			DIRECT	DEPARTMENT OF ENERGY (DOE)	7321416	2,873	
81.RD			DIRECT	DEPARTMENT OF ENERGY (DOE)	7323728	(56)	
81.RD			DIRECT	DEPARTMENT OF ENERGY (DOE)	7325326	54,480	
81.RD			DIRECT	DEPARTMENT OF ENERGY (DOE)	7328881	13,566	
81.RD			DIRECT	DEPARTMENT OF ENERGY (DOE)	7329930	284	
81.RD			DIRECT	DEPARTMENT OF ENERGY (DOE)	7331912	32,872	
81.RD			DIRECT	DEPARTMENT OF ENERGY (DOE)	7333018	63,768	
81.RD			DIRECT	DEPARTMENT OF ENERGY (DOE)	7333664	99,905	
81.RD			DIRECT	DEPARTMENT OF ENERGY (DOE)	7340464	427,661	
81.RD			DIRECT	DEPARTMENT OF ENERGY (DOE)	7340960	7,625	
81.RD			DIRECT	DEPARTMENT OF ENERGY (DOE)	7341168	26,010	
81.RD			DIRECT	DEPARTMENT OF ENERGY (DOE)	7343496	(277)	
81.RD			DIRECT	DEPARTMENT OF ENERGY (DOE)	7346227	10,240	
81.RD			DIRECT	DEPARTMENT OF ENERGY (DOE)	7351011	75,450	
81.RD			DIRECT	DEPARTMENT OF ENERGY (DOE)	7353372	27,468	
81.RD			DIRECT	DEPARTMENT OF ENERGY (DOE)	7359542	9,036	

University of California  
Schedule of Expenditures of Federal Awards

For the Fiscal Year Ended  
June 30, 2021  
(Expressed in whole dollars)

Research And Development Cluster

Assistance Listing Number	Federal Program Title	Additional Award Identification	Direct / Pass-Through	Agency or Pass-Through Entity	Pass-Through No. or Other Identifier	Federal Expenditures	Passed-Through to Subrecipients
81.RD			DIRECT	DEPARTMENT OF ENERGY (DOE)	7367425	13,654	
81.RD			DIRECT	DEPARTMENT OF ENERGY (DOE)	7370706	1,108	
81.RD			DIRECT	DEPARTMENT OF ENERGY (DOE)	7370840	40,960	
81.RD			DIRECT	DEPARTMENT OF ENERGY (DOE)	7371137	354	
81.RD			DIRECT	DEPARTMENT OF ENERGY (DOE)	7375862	43,739	
81.RD			DIRECT	DEPARTMENT OF ENERGY (DOE)	7375998	24,165	
81.RD			DIRECT	DEPARTMENT OF ENERGY (DOE)	7381165	52,958	
81.RD			DIRECT	DEPARTMENT OF ENERGY (DOE)	7381976	7,683	
81.RD			DIRECT	DEPARTMENT OF ENERGY (DOE)	7382366	44,502	
81.RD			DIRECT	DEPARTMENT OF ENERGY (DOE)	7382626	173,847	
81.RD			DIRECT	DEPARTMENT OF ENERGY (DOE)	7383175	13,454	
81.RD			DIRECT	DEPARTMENT OF ENERGY (DOE)	7384027	3,819	
81.RD			DIRECT	DEPARTMENT OF ENERGY (DOE)	7385883	182,441	
81.RD			DIRECT	DEPARTMENT OF ENERGY (DOE)	7385996	(190)	
81.RD			DIRECT	DEPARTMENT OF ENERGY (DOE)	7388168	246	
81.RD			DIRECT	DEPARTMENT OF ENERGY (DOE)	7388280	132,768	
81.RD			DIRECT	DEPARTMENT OF ENERGY (DOE)	7388466	79,013	
81.RD			DIRECT	DEPARTMENT OF ENERGY (DOE)	7392148	(16)	
81.RD			DIRECT	DEPARTMENT OF ENERGY (DOE)	7397717	143,732	
81.RD			DIRECT	DEPARTMENT OF ENERGY (DOE)	7398467	244,171	
81.RD			DIRECT	DEPARTMENT OF ENERGY (DOE)	7399268	(12)	
81.RD			DIRECT	DEPARTMENT OF ENERGY (DOE)	7399542	281,360	
81.RD			DIRECT	DEPARTMENT OF ENERGY (DOE)	7400776	83,239	
81.RD			DIRECT	DEPARTMENT OF ENERGY (DOE)	7403375	6,011	
81.RD			DIRECT	DEPARTMENT OF ENERGY (DOE)	7405880	21,563	
81.RD			DIRECT	DEPARTMENT OF ENERGY (DOE)	7406572	13,498	
81.RD			DIRECT	DEPARTMENT OF ENERGY (DOE)	7408000	50,397	
81.RD			DIRECT	DEPARTMENT OF ENERGY (DOE)	7410958.02	16,938	
81.RD			DIRECT	DEPARTMENT OF ENERGY (DOE)	7426154	17,338	
81.RD			DIRECT	DEPARTMENT OF ENERGY (DOE)	7413745	68,257	
81.RD			DIRECT	DEPARTMENT OF ENERGY (DOE)	7416674	660	
81.RD			DIRECT	DEPARTMENT OF ENERGY (DOE)	7416793	31,350	
81.RD			DIRECT	DEPARTMENT OF ENERGY (DOE)	7420083	5,601	
81.RD			DIRECT	DEPARTMENT OF ENERGY (DOE)	7420345	13,712	
81.RD			DIRECT	DEPARTMENT OF ENERGY (DOE)	7421690	40,213	
81.RD			DIRECT	DEPARTMENT OF ENERGY (DOE)	7423243	8,130	
81.RD			DIRECT	DEPARTMENT OF ENERGY (DOE)	7423415	18,560	
81.RD			DIRECT	DEPARTMENT OF ENERGY (DOE)	7423445	43,285	
81.RD			DIRECT	DEPARTMENT OF ENERGY (DOE)	7423696	(1,324)	
81.RD			DIRECT	DEPARTMENT OF ENERGY (DOE)	7425630	24,675	
81.RD			DIRECT	DEPARTMENT OF ENERGY (DOE)	7426154	15,217	
81.RD			DIRECT	DEPARTMENT OF ENERGY (DOE)	7428037	34,263	
81.RD			DIRECT	DEPARTMENT OF ENERGY (DOE)	7428321	42,988	
81.RD			DIRECT	DEPARTMENT OF ENERGY (DOE)	7429256	8,016	
81.RD			DIRECT	DEPARTMENT OF ENERGY (DOE)	7429807	1,452	
81.RD			DIRECT	DEPARTMENT OF ENERGY (DOE)	7432125	62,697	
81.RD			DIRECT	DEPARTMENT OF ENERGY (DOE)	7432862	24,459	
81.RD			DIRECT	DEPARTMENT OF ENERGY (DOE)	7434187	(8)	
81.RD			DIRECT	DEPARTMENT OF ENERGY (DOE)	7434501	416,785	
81.RD			DIRECT	DEPARTMENT OF ENERGY (DOE)	7438716	28,993	
81.RD			DIRECT	DEPARTMENT OF ENERGY (DOE)	7439605	9,830	
81.RD			DIRECT	DEPARTMENT OF ENERGY (DOE)	7440082	(18)	
81.RD			DIRECT	DEPARTMENT OF ENERGY (DOE)	7440381	149,777	
81.RD			DIRECT	DEPARTMENT OF ENERGY (DOE)	7440560	(528)	
81.RD			DIRECT	DEPARTMENT OF ENERGY (DOE)	7441675	(224)	
81.RD			DIRECT	DEPARTMENT OF ENERGY (DOE)	7442315	7,422	
81.RD			DIRECT	DEPARTMENT OF ENERGY (DOE)	7442422	15,645	
81.RD			DIRECT	DEPARTMENT OF ENERGY (DOE)	7442641	96,613	
81.RD			DIRECT	DEPARTMENT OF ENERGY (DOE)	7442704	(187)	
81.RD			DIRECT	DEPARTMENT OF ENERGY (DOE)	7443081	203,353	
81.RD			DIRECT	DEPARTMENT OF ENERGY (DOE)	7443113	9,997	
81.RD			DIRECT	DEPARTMENT OF ENERGY (DOE)	7443472	173	
81.RD			DIRECT	DEPARTMENT OF ENERGY (DOE)	7443823	5,676	
81.RD			DIRECT	DEPARTMENT OF ENERGY (DOE)	7444601	9,432	
81.RD			DIRECT	DEPARTMENT OF ENERGY (DOE)	7446371	329,810	
81.RD			DIRECT	DEPARTMENT OF ENERGY (DOE)	7446461	(153)	
81.RD			DIRECT	DEPARTMENT OF ENERGY (DOE)	7446512	195,903	
81.RD			DIRECT	DEPARTMENT OF ENERGY (DOE)	7446630	19,442	
81.RD			DIRECT	DEPARTMENT OF ENERGY (DOE)	7446968	34,442	
81.RD			DIRECT	DEPARTMENT OF ENERGY (DOE)	7447610	(143)	
81.RD			DIRECT	DEPARTMENT OF ENERGY (DOE)	7448086	22,974	
81.RD			DIRECT	DEPARTMENT OF ENERGY (DOE)	7448092	7,644	
81.RD			DIRECT	DEPARTMENT OF ENERGY (DOE)	7448842	(2,255)	
81.RD			DIRECT	DEPARTMENT OF ENERGY (DOE)	7448981.1	30,066	
81.RD			DIRECT	DEPARTMENT OF ENERGY (DOE)	7450663	128,594	
81.RD			DIRECT	DEPARTMENT OF ENERGY (DOE)	7451221	79,870	
81.RD			DIRECT	DEPARTMENT OF ENERGY (DOE)	7451474	(22,892)	
81.RD			DIRECT	DEPARTMENT OF ENERGY (DOE)	7452088	69,254	
81.RD			DIRECT	DEPARTMENT OF ENERGY (DOE)	7453998	23,758	
81.RD			DIRECT	DEPARTMENT OF ENERGY (DOE)	7455421	(114)	
81.RD			DIRECT	DEPARTMENT OF ENERGY (DOE)	7456453	145,255	
81.RD			DIRECT	DEPARTMENT OF ENERGY (DOE)	7458260	1,603	
81.RD			DIRECT	DEPARTMENT OF ENERGY (DOE)	7460026	63,959	
81.RD			DIRECT	DEPARTMENT OF ENERGY (DOE)	7462836	17,025	
81.RD			DIRECT	DEPARTMENT OF ENERGY (DOE)	7462909	61,996	
81.RD			DIRECT	DEPARTMENT OF ENERGY (DOE)	7465733	39,578	
81.RD			DIRECT	DEPARTMENT OF ENERGY (DOE)	7465827	340	
81.RD			DIRECT	DEPARTMENT OF ENERGY (DOE)	7468054	23,345	
81.RD			DIRECT	DEPARTMENT OF ENERGY (DOE)	7468111	79,891	
81.RD			DIRECT	DEPARTMENT OF ENERGY (DOE)	7472218	44,016	
81.RD			DIRECT	DEPARTMENT OF ENERGY (DOE)	7473430	(259)	
81.RD			DIRECT	DEPARTMENT OF ENERGY (DOE)	7474271	308,616	
81.RD			DIRECT	DEPARTMENT OF ENERGY (DOE)	7476941	(155)	
81.RD			DIRECT	DEPARTMENT OF ENERGY (DOE)	7477268	9,054	
81.RD			DIRECT	DEPARTMENT OF ENERGY (DOE)	7477879	62,993	
81.RD			DIRECT	DEPARTMENT OF ENERGY (DOE)	7478735	(60)	
81.RD			DIRECT	DEPARTMENT OF ENERGY (DOE)	7480097	35,961	
81.RD			DIRECT	DEPARTMENT OF ENERGY (DOE)	7480283	83,265	
81.RD			DIRECT	DEPARTMENT OF ENERGY (DOE)	7480639	25,144	
81.RD			DIRECT	DEPARTMENT OF ENERGY (DOE)	7482952	243,460	
81.RD			DIRECT	DEPARTMENT OF ENERGY (DOE)	7483717	7,698	
81.RD			DIRECT	DEPARTMENT OF ENERGY (DOE)	7483748	67,652	
81.RD			DIRECT	DEPARTMENT OF ENERGY (DOE)	7484479	7,387	
81.RD			DIRECT	DEPARTMENT OF ENERGY (DOE)	7486614	29,598	
81.RD			DIRECT	DEPARTMENT OF ENERGY (DOE)	7487851	115,529	
81.RD			DIRECT	DEPARTMENT OF ENERGY (DOE)	7487661	(78)	
81.RD			DIRECT	DEPARTMENT OF ENERGY (DOE)	7488063	46,492	
81.RD			DIRECT	DEPARTMENT OF ENERGY (DOE)	7488762	21,119	
81.RD			DIRECT	DEPARTMENT OF ENERGY (DOE)	7488938	33,119	

University of California  
Schedule of Expenditures of Federal Awards

For the Fiscal Year Ended  
June 30, 2021  
(Expressed in whole dollars)

Research And Development Cluster

Assistance Listing Number	Federal Program Title	Additional Award Identification	Direct / Pass-Through	Agency or Pass-Through Entity	Pass-Through No. or Other Identifier	Federal Expenditures	Passed-Through to Subrecipients
81.RD			DIRECT	DEPARTMENT OF ENERGY (DOE)	7489394	(53)	
81.RD			DIRECT	DEPARTMENT OF ENERGY (DOE)	7491767	1,679	
81.RD			DIRECT	DEPARTMENT OF ENERGY (DOE)	7494615	89,367	
81.RD			DIRECT	DEPARTMENT OF ENERGY (DOE)	7494616	163,895	
81.RD			DIRECT	DEPARTMENT OF ENERGY (DOE)	7495418	2,010,334	
81.RD			DIRECT	DEPARTMENT OF ENERGY (DOE)	7495486	254,951	
81.RD			DIRECT	DEPARTMENT OF ENERGY (DOE)	7497998	43,171	
81.RD			DIRECT	DEPARTMENT OF ENERGY (DOE)	7500685	16,176	
81.RD			DIRECT	DEPARTMENT OF ENERGY (DOE)	7501285	2,330	
81.RD			DIRECT	DEPARTMENT OF ENERGY (DOE)	7501998	3,220	
81.RD			DIRECT	DEPARTMENT OF ENERGY (DOE)	7508359	35,372	
81.RD			DIRECT	DEPARTMENT OF ENERGY (DOE)	7509646	17,267	
81.RD			DIRECT	DEPARTMENT OF ENERGY (DOE)	7510743	498,343	
81.RD			DIRECT	DEPARTMENT OF ENERGY (DOE)	7513877	42,033	
81.RD			DIRECT	DEPARTMENT OF ENERGY (DOE)	7514118	8,059	
81.RD			DIRECT	DEPARTMENT OF ENERGY (DOE)	7515300	30,283	
81.RD			DIRECT	DEPARTMENT OF ENERGY (DOE)	7516079	20,990	
81.RD			DIRECT	DEPARTMENT OF ENERGY (DOE)	7516518	8,496	
81.RD			DIRECT	DEPARTMENT OF ENERGY (DOE)	7517238	18,713	
81.RD			DIRECT	DEPARTMENT OF ENERGY (DOE)	7517258	113,125	
81.RD			DIRECT	DEPARTMENT OF ENERGY (DOE)	7518641	(42)	
81.RD			DIRECT	DEPARTMENT OF ENERGY (DOE)	7519992	6,444	
81.RD			DIRECT	DEPARTMENT OF ENERGY (DOE)	7521356	11,436	
81.RD			DIRECT	DEPARTMENT OF ENERGY (DOE)	7522012	34,542	
81.RD			DIRECT	DEPARTMENT OF ENERGY (DOE)	7522622	8,900	
81.RD			DIRECT	DEPARTMENT OF ENERGY (DOE)	7523151	152,290	
81.RD			DIRECT	DEPARTMENT OF ENERGY (DOE)	7524619	29,926	
81.RD			DIRECT	DEPARTMENT OF ENERGY (DOE)	7525138	15,916	
81.RD			DIRECT	DEPARTMENT OF ENERGY (DOE)	7525598	105,253	
81.RD			DIRECT	DEPARTMENT OF ENERGY (DOE)	7526188	232,503	
81.RD			DIRECT	DEPARTMENT OF ENERGY (DOE)	7527462	28,091	
81.RD			DIRECT	DEPARTMENT OF ENERGY (DOE)	7527814	9,470	
81.RD			DIRECT	DEPARTMENT OF ENERGY (DOE)	7528113	19,796	
81.RD			DIRECT	DEPARTMENT OF ENERGY (DOE)	7529060	99,980	
81.RD			DIRECT	DEPARTMENT OF ENERGY (DOE)	7529681	56,138	
81.RD			DIRECT	DEPARTMENT OF ENERGY (DOE)	7530015	49,752	
81.RD			DIRECT	DEPARTMENT OF ENERGY (DOE)	7530190	11,140	
81.RD			DIRECT	DEPARTMENT OF ENERGY (DOE)	7531158	23,693	
81.RD			DIRECT	DEPARTMENT OF ENERGY (DOE)	7531450	53,642	
81.RD			DIRECT	DEPARTMENT OF ENERGY (DOE)	7531513	92,954	
81.RD			DIRECT	DEPARTMENT OF ENERGY (DOE)	7531613	31,245	
81.RD			DIRECT	DEPARTMENT OF ENERGY (DOE)	7531697	93,928	
81.RD			DIRECT	DEPARTMENT OF ENERGY (DOE)	7532060	258,315	
81.RD			DIRECT	DEPARTMENT OF ENERGY (DOE)	7532084	48,670	
81.RD			DIRECT	DEPARTMENT OF ENERGY (DOE)	7532201	181,883	
81.RD			DIRECT	DEPARTMENT OF ENERGY (DOE)	7532337	30,672	
81.RD			DIRECT	DEPARTMENT OF ENERGY (DOE)	7533302-01	23,369	
81.RD			DIRECT	DEPARTMENT OF ENERGY (DOE)	7533900	10,899	
81.RD			DIRECT	DEPARTMENT OF ENERGY (DOE)	7533991	59,010	
81.RD			DIRECT	DEPARTMENT OF ENERGY (DOE)	7535017	42,785	
81.RD			DIRECT	DEPARTMENT OF ENERGY (DOE)	7535063	233,299	
81.RD			DIRECT	DEPARTMENT OF ENERGY (DOE)	7535674	133,118	
81.RD			DIRECT	DEPARTMENT OF ENERGY (DOE)	7536269	14,909	
81.RD			DIRECT	DEPARTMENT OF ENERGY (DOE)	7536757	154,634	
81.RD			DIRECT	DEPARTMENT OF ENERGY (DOE)	7537196	16,023	
81.RD			DIRECT	DEPARTMENT OF ENERGY (DOE)	7537381	130,773	
81.RD			DIRECT	DEPARTMENT OF ENERGY (DOE)	7540436	19,124	
81.RD			DIRECT	DEPARTMENT OF ENERGY (DOE)	7541222	51,984	
81.RD			DIRECT	DEPARTMENT OF ENERGY (DOE)	7542055	5,500	
81.RD			DIRECT	DEPARTMENT OF ENERGY (DOE)	7543031	32,478	
81.RD			DIRECT	DEPARTMENT OF ENERGY (DOE)	7543093	48,744	
81.RD			DIRECT	DEPARTMENT OF ENERGY (DOE)	7543273	9,915	
81.RD			DIRECT	DEPARTMENT OF ENERGY (DOE)	7543739	26,653	
81.RD			DIRECT	DEPARTMENT OF ENERGY (DOE)	7543796	13,729	
81.RD			DIRECT	DEPARTMENT OF ENERGY (DOE)	7544871	53,959	
81.RD			DIRECT	DEPARTMENT OF ENERGY (DOE)	7544882	53,928	
81.RD			DIRECT	DEPARTMENT OF ENERGY (DOE)	7545547	224,130	
81.RD			DIRECT	DEPARTMENT OF ENERGY (DOE)	7545964	13,660	
81.RD			DIRECT	DEPARTMENT OF ENERGY (DOE)	7546179	26,994	
81.RD			DIRECT	DEPARTMENT OF ENERGY (DOE)	7548459	87,913	
81.RD			DIRECT	DEPARTMENT OF ENERGY (DOE)	7549094	55,996	
81.RD			DIRECT	DEPARTMENT OF ENERGY (DOE)	7549569	42,294	
81.RD			DIRECT	DEPARTMENT OF ENERGY (DOE)	7550026	96,538	
81.RD			DIRECT	DEPARTMENT OF ENERGY (DOE)	7550239	1,100	
81.RD			DIRECT	DEPARTMENT OF ENERGY (DOE)	7550638	51,423	
81.RD			DIRECT	DEPARTMENT OF ENERGY (DOE)	7551403	3,046	
81.RD			DIRECT	DEPARTMENT OF ENERGY (DOE)	7552200	91,500	
81.RD			DIRECT	DEPARTMENT OF ENERGY (DOE)	7552472	16,726	
81.RD			DIRECT	DEPARTMENT OF ENERGY (DOE)	7553298	22,216	
81.RD			DIRECT	DEPARTMENT OF ENERGY (DOE)	7553334	1,531	
81.RD			DIRECT	DEPARTMENT OF ENERGY (DOE)	7555093	11,146	
81.RD			DIRECT	DEPARTMENT OF ENERGY (DOE)	7556539	14,610	
81.RD			DIRECT	DEPARTMENT OF ENERGY (DOE)	7557856	23,117	
81.RD			DIRECT	DEPARTMENT OF ENERGY (DOE)	7557909	36,308	
81.RD			DIRECT	DEPARTMENT OF ENERGY (DOE)	7558489	56,383	
81.RD			DIRECT	DEPARTMENT OF ENERGY (DOE)	7558798	45,869	
81.RD			DIRECT	DEPARTMENT OF ENERGY (DOE)	7558969	19,228	
81.RD			DIRECT	DEPARTMENT OF ENERGY (DOE)	7559795	25,867	
81.RD			DIRECT	DEPARTMENT OF ENERGY (DOE)	7559988	18,616	
81.RD			DIRECT	DEPARTMENT OF ENERGY (DOE)	7559989	42,897	
81.RD			DIRECT	DEPARTMENT OF ENERGY (DOE)	7560141	20,914	
81.RD			DIRECT	DEPARTMENT OF ENERGY (DOE)	7560335	10,000	
81.RD			DIRECT	DEPARTMENT OF ENERGY (DOE)	7560477	28,990	
81.RD			DIRECT	DEPARTMENT OF ENERGY (DOE)	7560626	106,922	
81.RD			DIRECT	DEPARTMENT OF ENERGY (DOE)	7561280	56,846	
81.RD			DIRECT	DEPARTMENT OF ENERGY (DOE)	7561824	16,178	
81.RD			DIRECT	DEPARTMENT OF ENERGY (DOE)	7562461	79,599	
81.RD			DIRECT	DEPARTMENT OF ENERGY (DOE)	7562496	67,229	
81.RD			DIRECT	DEPARTMENT OF ENERGY (DOE)	7562607	22,664	
81.RD			DIRECT	DEPARTMENT OF ENERGY (DOE)	7564167	44,536	
81.RD			DIRECT	DEPARTMENT OF ENERGY (DOE)	7564839	7,774	
81.RD			DIRECT	DEPARTMENT OF ENERGY (DOE)	7565179	179,684	
81.RD			DIRECT	DEPARTMENT OF ENERGY (DOE)	7565403	345,763	
81.RD			DIRECT	DEPARTMENT OF ENERGY (DOE)	7566551	510	
81.RD			DIRECT	DEPARTMENT OF ENERGY (DOE)	7566842	30,020	
81.RD			DIRECT	DEPARTMENT OF ENERGY (DOE)	7566885	9,564	
81.RD			DIRECT	DEPARTMENT OF ENERGY (DOE)	7567253	2,096	
81.RD			DIRECT	DEPARTMENT OF ENERGY (DOE)	7567259	47,169	
81.RD			DIRECT	DEPARTMENT OF ENERGY (DOE)	7569195	6,305	

**University of California**  
**Schedule of Expenditures of Federal Awards**

*For the Fiscal Year Ended*  
*June 30, 2021*  
*(Expressed in whole dollars)*

**Research And Development Cluster**

Assistance Listing Number	Federal Program Title	Additional Award Identification	Direct / Pass-Through	Agency or Pass-Through Entity	Pass-Through No. or Other Identifier	Federal Expenditures	Passed-Through to Subrecipients
81.RD			DIRECT	DEPARTMENT OF ENERGY (DOE)	7569627	78,455	
81.RD			DIRECT	DEPARTMENT OF ENERGY (DOE)	7571342	17,899	
81.RD			DIRECT	DEPARTMENT OF ENERGY (DOE)	7572193	56,699	
81.RD			DIRECT	DEPARTMENT OF ENERGY (DOE)	7572255	4,199	
81.RD			DIRECT	DEPARTMENT OF ENERGY (DOE)	7572425	54,959	
81.RD			DIRECT	DEPARTMENT OF ENERGY (DOE)	7574925	10,221	
81.RD			DIRECT	DEPARTMENT OF ENERGY (DOE)	7575743	50,712	
81.RD			DIRECT	DEPARTMENT OF ENERGY (DOE)	7578661	8,647	
81.RD			DIRECT	DEPARTMENT OF ENERGY (DOE)	7580447	38,106	
81.RD			DIRECT	DEPARTMENT OF ENERGY (DOE)	7580578	24,636	
81.RD			DIRECT	DEPARTMENT OF ENERGY (DOE)	7580800	5,674	
81.RD			DIRECT	DEPARTMENT OF ENERGY (DOE)	7584633	7,992	
81.RD			DIRECT	DEPARTMENT OF ENERGY (DOE)	7584884	9,773	
81.RD			DIRECT	DEPARTMENT OF ENERGY (DOE)	A21-1951	19,284	
81.RD			DIRECT	DEPARTMENT OF ENERGY (DOE)	A21-3184	21,038	
81.RD			DIRECT	DEPARTMENT OF ENERGY (DOE)	B613524	(100)	
81.RD			DIRECT	DEPARTMENT OF ENERGY (DOE)	DE-AC02-05CH11231	263,001	
81.RD			DIRECT	DEPARTMENT OF ENERGY (DOE)	DE-EE0008491	(5,801)	
81.RD			DIRECT	DEPARTMENT OF ENERGY (DOE)	DE-EE0008881	421,111	72,221
81.RD			DIRECT	DEPARTMENT OF ENERGY (DOE)	DE-NE0008949	29,646	
81.RD			DIRECT	DEPARTMENT OF ENERGY (DOE)	DE-SC0012160	(274,912)	
81.RD			DIRECT	DEPARTMENT OF ENERGY (DOE)	DESC0016479	(353)	
81.RD			DIRECT	DEPARTMENT OF ENERGY (DOE)	FNAL 668292	32,481	
81.RD			DIRECT	DEPARTMENT OF ENERGY (DOE)	LBNL 7509697	77,476	
81.RD			DIRECT	DEPARTMENT OF ENERGY (DOE)	LBNL 7586641	2,812	
81.RD			DIRECT	DEPARTMENT OF ENERGY (DOE)	LBNL-7268	(17,310)	
81.RD			DIRECT	DEPARTMENT OF ENERGY (DOE)	LBNL-7339	2,574	
81.RD			DIRECT	DEPARTMENT OF ENERGY (DOE)	LBNL-7351	65,680	
81.RD			DIRECT	DEPARTMENT OF ENERGY (DOE)	LBNL-7531	104,996	
81.RD			DIRECT	DEPARTMENT OF ENERGY (DOE)	LBNL-7584	6,996	
81.RD			DIRECT	DEPARTMENT OF ENERGY (DOE)	SUB 30023903	46,141	
81.RD			PASS-THROUGH	AERODYNE RESEARCH, INC.	(U411C190048)		
81.RD			PASS-THROUGH	AMES LABORATORY	ARI 11293-3	24,766	
81.RD			PASS-THROUGH	AMES LABORATORY	SC-18-474	64,053	
81.RD			PASS-THROUGH	AMES LABORATORY	SC-19-492	84,503	
81.RD			PASS-THROUGH	AMES LABORATORY	SC-20-533	235,110	
81.RD			PASS-THROUGH	ARGONNE NATIONAL LABORATORY	011089	86,196	
81.RD			PASS-THROUGH	ARGONNE NATIONAL LABORATORY	011898	43,256	
81.RD			PASS-THROUGH	ARGONNE NATIONAL LABORATORY	011899	66,613	
81.RD			PASS-THROUGH	ARGONNE NATIONAL LABORATORY	1F-60314	19,278	
81.RD			PASS-THROUGH	ARGONNE NATIONAL LABORATORY	6F-30603	127,827	
81.RD			PASS-THROUGH	ARGONNE NATIONAL LABORATORY	8F-30225	89,290	
81.RD			PASS-THROUGH	ARGONNE NATIONAL LABORATORY	9F-60022	48,613	
81.RD			PASS-THROUGH	ARGONNE NATIONAL LABORATORY	9F-60030	231,060	
81.RD			PASS-THROUGH	BATTELLE ENERGY ALLIANCE, LLC (BEA)	234348	218	
81.RD			PASS-THROUGH	BATTELLE MEMORIAL INSTITUTE	231075	11,162	
81.RD			PASS-THROUGH	BROOKHAVEN NATIONAL LABORATORY/BROOKHAVEN SCIENCE ASSOCIATES	011643	150,000	
81.RD			PASS-THROUGH	BROOKHAVEN NATIONAL LABORATORY/BROOKHAVEN SCIENCE ASSOCIATES		1,858	
81.RD			PASS-THROUGH	BROOKHAVEN NATIONAL LABORATORY/BROOKHAVEN SCIENCE ASSOCIATES	366357	31,451	
81.RD			PASS-THROUGH	BROOKHAVEN NATIONAL LABORATORY/BROOKHAVEN SCIENCE ASSOCIATES	380680	267,786	
81.RD			PASS-THROUGH	BROOKHAVEN NATIONAL LABORATORY/BROOKHAVEN SCIENCE ASSOCIATES	39554	301,572	
81.RD			PASS-THROUGH	BROOKHAVEN NATIONAL LABORATORY/BROOKHAVEN SCIENCE ASSOCIATES	63913	36,106	
81.RD			PASS-THROUGH	ASSOCIATES	BNL(DOE) 391071		
81.RD			PASS-THROUGH	CZERO, LLC	SB200245	130,648	
81.RD			PASS-THROUGH	EASTERN RESEARCH GROUP, INC.	011298	14,108	
81.RD			PASS-THROUGH	FERMI NATIONAL ACCELERATOR LABORATORY		47,627	
81.RD			PASS-THROUGH	FUEL CELL ENERGY INC.	672122	61,730	
81.RD			PASS-THROUGH	HRL LABORATORIES, LLC	F720180001S2	155,747	
81.RD			PASS-THROUGH	IDAHO NATIONAL LABORATORY	15026-2X3983-QS	16,210	
81.RD			PASS-THROUGH	INFINEON TECHNOLOGIES NORTH AMERICA CORPORATION	221765	54,916	
81.RD			PASS-THROUGH	JEFFERSON SCIENCE ASSOCIATES, LLC	049336		
81.RD			PASS-THROUGH	JEFFERSON SCIENCE ASSOCIATES, LLC	011527	54,413	
81.RD			PASS-THROUGH	JEFFERSON SCIENCE ASSOCIATES, LLC	21-D0505	44,396	
81.RD			PASS-THROUGH	LAWRENCE LIVERMORE NATIONAL SECURITY, LLC	A20-3626	20,096	
81.RD			PASS-THROUGH	LAWRENCE LIVERMORE NATIONAL SECURITY, LLC	A21-2704	32,815	
81.RD			PASS-THROUGH	LAWRENCE LIVERMORE NATIONAL SECURITY, LLC	B627365:1	(77)	
81.RD			PASS-THROUGH	LAWRENCE LIVERMORE NATIONAL SECURITY, LLC	B627680	(23,112)	
81.RD			PASS-THROUGH	LAWRENCE LIVERMORE NATIONAL SECURITY, LLC	B628407	198,426	
81.RD			PASS-THROUGH	LAWRENCE LIVERMORE NATIONAL SECURITY, LLC	B628415	74,899	
81.RD			PASS-THROUGH	LAWRENCE LIVERMORE NATIONAL SECURITY, LLC	B628440	80,016	
81.RD			PASS-THROUGH	LAWRENCE LIVERMORE NATIONAL SECURITY, LLC	B629225	98,739	
81.RD			PASS-THROUGH	LAWRENCE LIVERMORE NATIONAL SECURITY, LLC	B629922	316	
81.RD			PASS-THROUGH	LAWRENCE LIVERMORE NATIONAL SECURITY, LLC	B629922	175,193	
81.RD			PASS-THROUGH	LAWRENCE LIVERMORE NATIONAL SECURITY, LLC	B630009	17,023	
81.RD			PASS-THROUGH	LAWRENCE LIVERMORE NATIONAL SECURITY, LLC	B631779	102,082	
81.RD			PASS-THROUGH	LAWRENCE LIVERMORE NATIONAL SECURITY, LLC	B631991	137,661	
81.RD			PASS-THROUGH	LAWRENCE LIVERMORE NATIONAL SECURITY, LLC	B632083		
81.RD			PASS-THROUGH	LAWRENCE LIVERMORE NATIONAL SECURITY, LLC	B632242	25,734	
81.RD			PASS-THROUGH	LAWRENCE LIVERMORE NATIONAL SECURITY, LLC	B632718	65,473	
81.RD			PASS-THROUGH	LAWRENCE LIVERMORE NATIONAL SECURITY, LLC	B633349	113,770	
81.RD			PASS-THROUGH	LAWRENCE LIVERMORE NATIONAL SECURITY, LLC	B633478	58,822	

**University of California**  
**Schedule of Expenditures of Federal Awards**

*For the Fiscal Year Ended  
June 30, 2021  
(Expressed in whole dollars)*

**Research And Development Cluster**

Assistance Listing Number	Federal Program Title	Additional Award Identification	Direct / Pass-Through	Agency or Pass-Through Entity	Pass-Through No. or Other Identifier	Federal Expenditures	Passed-Through to Subrecipients
81.RD			PASS-THROUGH	LAWRENCE LIVERMORE NATIONAL SECURITY, LLC	B634021	17,283	
81.RD			PASS-THROUGH	LAWRENCE LIVERMORE NATIONAL SECURITY, LLC	B634373	7,095	
81.RD			PASS-THROUGH	LAWRENCE LIVERMORE NATIONAL SECURITY, LLC	B634451	18,853	
81.RD			PASS-THROUGH	LAWRENCE LIVERMORE NATIONAL SECURITY, LLC	B634802	2,439	
81.RD			PASS-THROUGH	LAWRENCE LIVERMORE NATIONAL SECURITY, LLC	B634887	67,721	
81.RD			PASS-THROUGH	LAWRENCE LIVERMORE NATIONAL SECURITY, LLC	B635445	34,427	
81.RD			PASS-THROUGH	LAWRENCE LIVERMORE NATIONAL SECURITY, LLC	B635645	23,441	
81.RD			PASS-THROUGH	LAWRENCE LIVERMORE NATIONAL SECURITY, LLC	B636074	1,600	
81.RD			PASS-THROUGH	LAWRENCE LIVERMORE NATIONAL SECURITY, LLC	B637267	98,904	
81.RD			PASS-THROUGH	LAWRENCE LIVERMORE NATIONAL SECURITY, LLC	B637960	47,028	
81.RD			PASS-THROUGH	LAWRENCE LIVERMORE NATIONAL SECURITY, LLC	B638227	112,950	
81.RD			PASS-THROUGH	LAWRENCE LIVERMORE NATIONAL SECURITY, LLC	B638362	24,724	
81.RD			PASS-THROUGH	LAWRENCE LIVERMORE NATIONAL SECURITY, LLC	B638372	118,891	
81.RD			PASS-THROUGH	LAWRENCE LIVERMORE NATIONAL SECURITY, LLC	B638421	56,298	
81.RD			PASS-THROUGH	LAWRENCE LIVERMORE NATIONAL SECURITY, LLC	B638422	35,929	
81.RD			PASS-THROUGH	LAWRENCE LIVERMORE NATIONAL SECURITY, LLC	B638423	156,128	
81.RD			PASS-THROUGH	LAWRENCE LIVERMORE NATIONAL SECURITY, LLC	B638425	31,248	
81.RD			PASS-THROUGH	LAWRENCE LIVERMORE NATIONAL SECURITY, LLC	B638620	93,311	
81.RD			PASS-THROUGH	LAWRENCE LIVERMORE NATIONAL SECURITY, LLC	B639054	28,355	
81.RD			PASS-THROUGH	LAWRENCE LIVERMORE NATIONAL SECURITY, LLC	B639175	118,515	
81.RD			PASS-THROUGH	LAWRENCE LIVERMORE NATIONAL SECURITY, LLC	B639270	6,411	
81.RD			PASS-THROUGH	LAWRENCE LIVERMORE NATIONAL SECURITY, LLC	B639330	227,727	
81.RD			PASS-THROUGH	LAWRENCE LIVERMORE NATIONAL SECURITY, LLC	B639345	103,457	
81.RD			PASS-THROUGH	LAWRENCE LIVERMORE NATIONAL SECURITY, LLC	B639633	38,409	
81.RD			PASS-THROUGH	LAWRENCE LIVERMORE NATIONAL SECURITY, LLC	B639667	110,807	
81.RD			PASS-THROUGH	LAWRENCE LIVERMORE NATIONAL SECURITY, LLC	B639885	46,197	
81.RD			PASS-THROUGH	LAWRENCE LIVERMORE NATIONAL SECURITY, LLC	B640577	21,816	
81.RD			PASS-THROUGH	LAWRENCE LIVERMORE NATIONAL SECURITY, LLC	B640804	48,271	
81.RD			PASS-THROUGH	LAWRENCE LIVERMORE NATIONAL SECURITY, LLC	B641241	38,605	
81.RD			PASS-THROUGH	LAWRENCE LIVERMORE NATIONAL SECURITY, LLC	B641620	165,497	
81.RD			PASS-THROUGH	LAWRENCE LIVERMORE NATIONAL SECURITY, LLC	B641730	39,047	
81.RD			PASS-THROUGH	LAWRENCE LIVERMORE NATIONAL SECURITY, LLC	B642477	20,696	
81.RD			PASS-THROUGH	LAWRENCE LIVERMORE NATIONAL SECURITY, LLC	B642550	33,248	
81.RD			PASS-THROUGH	LAWRENCE LIVERMORE NATIONAL SECURITY, LLC	B642714	196,565	
81.RD			PASS-THROUGH	LAWRENCE LIVERMORE NATIONAL SECURITY, LLC	B643014	401,482	
81.RD			PASS-THROUGH	LAWRENCE LIVERMORE NATIONAL SECURITY, LLC	B643187	74,778	
81.RD			PASS-THROUGH	LAWRENCE LIVERMORE NATIONAL SECURITY, LLC	B644089	48,766	
81.RD			PASS-THROUGH	LAWRENCE LIVERMORE NATIONAL SECURITY, LLC	B644155	4,610	
81.RD			PASS-THROUGH	LAWRENCE LIVERMORE NATIONAL SECURITY, LLC	B644491	34,525	
81.RD			PASS-THROUGH	LAWRENCE LIVERMORE NATIONAL SECURITY, LLC	B644595	96,003	
81.RD			PASS-THROUGH	LAWRENCE LIVERMORE NATIONAL SECURITY, LLC	B644776	8,928	
81.RD			PASS-THROUGH	LAWRENCE LIVERMORE NATIONAL SECURITY, LLC	B645158	20,754	
81.RD			PASS-THROUGH	LAWRENCE LIVERMORE NATIONAL SECURITY, LLC	B645174	432	
81.RD			PASS-THROUGH	LAWRENCE LIVERMORE NATIONAL SECURITY, LLC	B645374	6,862	
81.RD			PASS-THROUGH	LAWRENCE LIVERMORE NATIONAL SECURITY, LLC	B645428	7,403	
81.RD			PASS-THROUGH	LAWRENCE LIVERMORE NATIONAL SECURITY, LLC	B645874	16,697	
81.RD			PASS-THROUGH	LAWRENCE LIVERMORE NATIONAL SECURITY, LLC	B646530	1,031	
81.RD			PASS-THROUGH	LAWRENCE LIVERMORE NATIONAL SECURITY, LLC	DE-AC52-07NA27344	39,058	
81.RD			PASS-THROUGH	LOS ALAMOS NATIONAL SECURITY, LLC	351438	47,037	
81.RD			PASS-THROUGH	LOS ALAMOS NATIONAL SECURITY, LLC	419069	29,319	
81.RD			PASS-THROUGH	LOS ALAMOS NATIONAL SECURITY, LLC	466292.2	2,237	
81.RD			PASS-THROUGH	LOS ALAMOS NATIONAL SECURITY, LLC	487034	13,058	
81.RD			PASS-THROUGH	LOS ALAMOS NATIONAL SECURITY, LLC	520355	56,374	
81.RD			PASS-THROUGH	LOS ALAMOS NATIONAL SECURITY, LLC	525705	202,521	
81.RD			PASS-THROUGH	LOS ALAMOS NATIONAL SECURITY, LLC	563732	26,607	
81.RD			PASS-THROUGH	LOS ALAMOS NATIONAL SECURITY, LLC	614699	128	
81.RD			PASS-THROUGH	LOS ALAMOS NATIONAL SECURITY, LLC	DE-AC52-06NA25396	75,653	
81.RD			PASS-THROUGH	MICROELECTRONICS ADVANCED RESEARCH CORPORATION	226163 TASK ORDER NO. 247596	51,165	
81.RD			PASS-THROUGH	MISSION SUPPORT AND TEST SERVICES LLC	226163 TASK ORDER NO. 240243	22,546	

University of California  
Schedule of Expenditures of Federal Awards

For the Fiscal Year Ended  
June 30, 2021  
(Expressed in whole dollars)

Research And Development Cluster

Assistance Listing Number	Federal Program Title	Additional Award Identification	Direct / Pass-Through	Agency or Pass-Through Entity	Pass-Through No. or Other Identifier	Federal Expenditures	Passed-Through to Subrecipients
81.RD			PASS-THROUGH	MRIGLOBAL	XEJ-9-92047-01	48,608	
81.RD			PASS-THROUGH	MRIGLOBAL	XGJ-7-62614-01	50,918	
81.RD			PASS-THROUGH	MRIGLOBAL	XGJ-9-92039-01	49,838	
81.RD			PASS-THROUGH	OAK RIDGE ASSOCIATED UNIVERSITIES	SB190033	(4,430)	
81.RD			PASS-THROUGH	OAK RIDGE NATIONAL LABORATORY	008531	126,946	
81.RD			PASS-THROUGH	OAK RIDGE NATIONAL LABORATORY	009441	465,891	
81.RD			PASS-THROUGH	OAK RIDGE NATIONAL LABORATORY	010137	45,105	
81.RD			PASS-THROUGH	OAK RIDGE NATIONAL LABORATORY	010143	29,507	
81.RD			PASS-THROUGH	OAK RIDGE NATIONAL LABORATORY	011164	158,969	
81.RD			PASS-THROUGH	OAK RIDGE NATIONAL LABORATORY	012295	44,264	
81.RD			PASS-THROUGH	OAK RIDGE NATIONAL LABORATORY	4000139641	2,222	
81.RD			PASS-THROUGH	OAK RIDGE NATIONAL LABORATORY	4000151688	26,509	
81.RD			PASS-THROUGH	OAK RIDGE NATIONAL LABORATORY	4000156470	142,385	
81.RD			PASS-THROUGH	OAK RIDGE NATIONAL LABORATORY	4000158675	115,547	
81.RD			PASS-THROUGH	OAK RIDGE NATIONAL LABORATORY	4000164960	56,428	
81.RD			PASS-THROUGH	OAK RIDGE NATIONAL LABORATORY	4000167628	24,780	
81.RD			PASS-THROUGH	OAK RIDGE NATIONAL LABORATORY	4000168298	101,411	
81.RD			PASS-THROUGH	OAK RIDGE NATIONAL LABORATORY	4000171188	51,107	
81.RD			PASS-THROUGH	OAK RIDGE NATIONAL LABORATORY	4000175188	28,266	
81.RD			PASS-THROUGH	OAK RIDGE NATIONAL LABORATORY	4000178120	29,835	
81.RD			PASS-THROUGH	OAK RIDGE NATIONAL LABORATORY	4000178376	131,809	
81.RD			PASS-THROUGH	OAK RIDGE NATIONAL LABORATORY	4000183688	96,779	
81.RD			PASS-THROUGH	OAK RIDGE NATIONAL LABORATORY	4000186240	38,513	
81.RD			PASS-THROUGH	OAK RIDGE NATIONAL LABORATORY	4000187240	173,478	
81.RD			PASS-THROUGH	OAK RIDGE NATIONAL LABORATORY	DE-AC05-00OR22725	21,482	
81.RD			PASS-THROUGH	PACIFIC NORTHWEST NATIONAL LABORATORIES	010696	6,815	
81.RD			PASS-THROUGH	PACIFIC NORTHWEST NATIONAL LABORATORIES	011213	10,294	
81.RD			PASS-THROUGH	PACIFIC NORTHWEST NATIONAL LABORATORIES	011284	179,400	
81.RD			PASS-THROUGH	PACIFIC NORTHWEST NATIONAL LABORATORIES	012042	52,111	
81.RD			PASS-THROUGH	PACIFIC NORTHWEST NATIONAL LABORATORIES	012046	63,321	
81.RD			PASS-THROUGH	PACIFIC NORTHWEST NATIONAL LABORATORIES	440551	197,462	
81.RD			PASS-THROUGH	PACIFIC NORTHWEST NATIONAL LABORATORIES	455500	124,249	
81.RD			PASS-THROUGH	PACIFIC NORTHWEST NATIONAL LABORATORIES	476695	66,830	
81.RD			PASS-THROUGH	PACIFIC NORTHWEST NATIONAL LABORATORIES	490521	43,919	
81.RD			PASS-THROUGH	PACIFIC NORTHWEST NATIONAL LABORATORIES	500186	119,662	
81.RD			PASS-THROUGH	PACIFIC NORTHWEST NATIONAL LABORATORIES	508509	71,113	
81.RD			PASS-THROUGH	PACIFIC NORTHWEST NATIONAL LABORATORIES	528678	146,414	
81.RD			PASS-THROUGH	PACIFIC NORTHWEST NATIONAL LABORATORIES	545157	36,752	
81.RD			PASS-THROUGH	PACIFIC NORTHWEST NATIONAL LABORATORIES	548460	33,927	
81.RD			PASS-THROUGH	PACIFIC NORTHWEST NATIONAL LABORATORIES	551776	34,611	
81.RD			PASS-THROUGH	PACIFIC NORTHWEST NATIONAL LABORATORIES	556736	3,851	
81.RD			PASS-THROUGH	PACIFIC NORTHWEST NATIONAL LABORATORIES	DE-AC05-76RL01830	69,668	
81.RD			PASS-THROUGH	PALO ALTO RESEARCH CENTER	011935	133,153	
81.RD			PASS-THROUGH	PRINCETON PLASMA PHYSICS LABORATORY	S015719-C:3	138,808	
81.RD			PASS-THROUGH	PRINCETON PLASMA PHYSICS LABORATORY	S017389	66,090	
81.RD			PASS-THROUGH	PURDUE UNIVERSITY	14000447-019		
81.RD			PASS-THROUGH	RADIABEAM TECHNOLOGIES, LLC	20182840	86,636	
81.RD			PASS-THROUGH	RADIABEAM TECHNOLOGIES, LLC	20194565	48,238	
81.RD			PASS-THROUGH	SANDIA NATIONAL LABORATORIES	1655264	112,121	
81.RD			PASS-THROUGH	SANDIA NATIONAL LABORATORIES	1742701	174,815	
81.RD			PASS-THROUGH	SANDIA NATIONAL LABORATORIES	1772593	19,476	
81.RD			PASS-THROUGH	SANDIA NATIONAL LABORATORIES	1772593	47,397	
81.RD			PASS-THROUGH	SANDIA NATIONAL LABORATORIES	1786332	16,614	
81.RD			PASS-THROUGH	SANDIA NATIONAL LABORATORIES	1838273	(286)	
81.RD			PASS-THROUGH	SANDIA NATIONAL LABORATORIES	1976904	109,658	
81.RD			PASS-THROUGH	SANDIA NATIONAL LABORATORIES	1985070	12,182	
81.RD			PASS-THROUGH	SANDIA NATIONAL LABORATORIES	1988051	68,374	
81.RD			PASS-THROUGH	SANDIA NATIONAL LABORATORIES	2061550	8,129	
81.RD			PASS-THROUGH	SANDIA NATIONAL LABORATORIES	2086479:1	95,546	
81.RD			PASS-THROUGH	SANDIA NATIONAL LABORATORIES	2098554	24,316	
81.RD			PASS-THROUGH	SANDIA NATIONAL LABORATORIES	2098938	14,020	
81.RD			PASS-THROUGH	SANDIA NATIONAL LABORATORIES	2101705	915	
81.RD			PASS-THROUGH	SANDIA NATIONAL LABORATORIES	2105842	87,676	
81.RD			PASS-THROUGH	SANDIA NATIONAL LABORATORIES	2109275	20,901	
81.RD			PASS-THROUGH	SANDIA NATIONAL LABORATORIES	2113318	14,469	
81.RD			PASS-THROUGH	SANDIA NATIONAL LABORATORIES	2131739	24,967	
81.RD			PASS-THROUGH	SANDIA NATIONAL LABORATORIES	2146711	12,105	
81.RD			PASS-THROUGH	SANDIA NATIONAL LABORATORIES	2149060	115,357	
81.RD			PASS-THROUGH	SANDIA NATIONAL LABORATORIES	2150283	63,263	
81.RD			PASS-THROUGH	SANDIA NATIONAL LABORATORIES	2156088	12,831	
81.RD			PASS-THROUGH	SANDIA NATIONAL LABORATORIES	2176341	24,275	
81.RD			PASS-THROUGH	SANDIA NATIONAL LABORATORIES	2182418	40,011	
81.RD			PASS-THROUGH	SANDIA NATIONAL LABORATORIES	2182468	24,787	
81.RD			PASS-THROUGH	SANDIA NATIONAL LABORATORIES	2201993	53,512	
81.RD			PASS-THROUGH	SANDIA NATIONAL LABORATORIES	2208092	71,239	
81.RD			PASS-THROUGH	SANDIA NATIONAL LABORATORIES	2212433	10,830	
81.RD			PASS-THROUGH	SANDIA NATIONAL LABORATORIES	2220901	36,502	
81.RD			PASS-THROUGH	SANDIA NATIONAL LABORATORIES	2225127	69,988	
81.RD			PASS-THROUGH	SANDIA NATIONAL LABORATORIES	2230507	32,930	
81.RD			PASS-THROUGH	SANDIA NATIONAL LABORATORIES	2231215	21,591	
81.RD			PASS-THROUGH	SANDIA NATIONAL LABORATORIES	2232635	25,000	
81.RD			PASS-THROUGH	SANDIA NATIONAL LABORATORIES	2233815	11,388	
81.RD			PASS-THROUGH	SANDIA NATIONAL LABORATORIES	2247616	5,268	
81.RD			PASS-THROUGH	SANDIA NATIONAL LABORATORIES	PO 2081583	71,354	
81.RD			PASS-THROUGH	SLAC NATIONAL ACCELERATOR LABORATORY	187775	135,719	
81.RD			PASS-THROUGH	SLAC NATIONAL ACCELERATOR LABORATORY	196758	92,982	
81.RD			PASS-THROUGH	SLAC NATIONAL ACCELERATOR LABORATORY	202523	35,265	



**University of California**  
**Schedule of Expenditures of Federal Awards**

*For the Fiscal Year Ended  
June 30, 2021  
(Expressed in whole dollars)*

**Research And Development Cluster**

Assistance Listing Number	Federal Program Title	Additional Award Identification	Direct / Pass-Through	Agency or Pass-Through Entity	Pass-Through No. or Other Identifier	Federal Expenditures	Passed-Through to Subrecipients
81.RD			PASS-THROUGH	SLAC NATIONAL ACCELERATOR LABORATORY	207333	20,874	
81.RD			PASS-THROUGH	SLAC NATIONAL ACCELERATOR LABORATORY		11,593	
81.RD			PASS-THROUGH	THE SOUTHERN COMPANY	208519		
81.RD			PASS-THROUGH	TRIAD NATIONAL SECURITY, LLC	SCS10368115	(11,600)	
81.RD			PASS-THROUGH	TRIAD NATIONAL SECURITY, LLC	383906	43,236	
81.RD			PASS-THROUGH	TRIAD NATIONAL SECURITY, LLC	520117	11,640	
81.RD			PASS-THROUGH	TRIAD NATIONAL SECURITY, LLC	521997	(1,947)	
81.RD			PASS-THROUGH	TRIAD NATIONAL SECURITY, LLC	530587	190,116	
81.RD			PASS-THROUGH	TRIAD NATIONAL SECURITY, LLC	560581	124,859	
81.RD			PASS-THROUGH	TRIAD NATIONAL SECURITY, LLC	585367	65,296	
81.RD			PASS-THROUGH	TRIAD NATIONAL SECURITY, LLC	596883	36,231	
81.RD			PASS-THROUGH	TRIAD NATIONAL SECURITY, LLC	606434	71,381	
81.RD			PASS-THROUGH	TRIAD NATIONAL SECURITY, LLC	618302	25,387	
81.RD			PASS-THROUGH	UC LAWRENCE BERKELEY LABORATORY	7528509	26,197	
81.RD			PASS-THROUGH	UCHICAGO ARGONNE, LLC	011087	117,922	
81.RD			PASS-THROUGH	UCHICAGO ARGONNE, LLC	7F-30219	47,593	
81.RD			PASS-THROUGH	UNIVERSITY OF TEXAS-SAN ANTONIO	1000003901	1,280	
81.RD			PASS-THROUGH	UNIVERSITY OF TEXAS-SAN ANTONIO	DE-EE0009046	14,130	
81.RD			PASS-THROUGH	FERMI RESEARCH ALLIANCE, LLC (FRA)	654315	558,417	
81.RD			PASS-THROUGH	FERMI RESEARCH ALLIANCE, LLC (FRA)	654998	8,319	
81.RD			PASS-THROUGH	FERMI RESEARCH ALLIANCE, LLC (FRA)	657498	52,373	
81.RD			PASS-THROUGH	FERMI RESEARCH ALLIANCE, LLC (FRA)	657932	307,281	
81.RD			PASS-THROUGH	FERMI RESEARCH ALLIANCE, LLC (FRA)	659035	49,980	
81.RD			PASS-THROUGH	FERMI RESEARCH ALLIANCE, LLC (FRA)	665477	4,323	
81.RD			PASS-THROUGH	FERMI RESEARCH ALLIANCE, LLC (FRA)	666201	579,458	
81.RD			PASS-THROUGH	FERMI RESEARCH ALLIANCE, LLC (FRA)	668994	39,799	
81.RD			PASS-THROUGH	FERMI RESEARCH ALLIANCE, LLC (FRA)	675356	16,002	
81.RD			PASS-THROUGH	FERMI RESEARCH ALLIANCE, LLC (FRA)	677918	19,640	
81.RD			PASS-THROUGH	FERMI RESEARCH ALLIANCE, LLC (FRA)	DE-AC02-07CH11359	104,006	
81.RD			PASS-THROUGH	FERMI RESEARCH ALLIANCE, LLC (FRA)	DE-AC02-07CH11359	84,300	
81.RD			PASS-THROUGH	UNIVERSITIES RESEARCH ASSOCIATION	633547	2,546	
81.RD			PASS-THROUGH	UNIVERSITIES RESEARCH ASSOCIATION	670242	58,996	
81.RD	Total					32,923,008	72,221
81.RD	COVID-19	COVID-19	DIRECT	DEPARTMENT OF ENERGY (DOE)	7534476	55,231	
81.RD	COVID-19	COVID-19	DIRECT	DEPARTMENT OF ENERGY (DOE)	7536243	30,676	
81.RD	COVID-19	COVID-19	DIRECT	DEPARTMENT OF ENERGY (DOE)	7539126	88,244	
81.RD	COVID-19	COVID-19	DIRECT	DEPARTMENT OF ENERGY (DOE)	LBNL-7536	16,390	
81.RD	COVID-19 Total					190,541	
84.015			DIRECT	DEPARTMENT OF EDUCATION (ED)		1,393,715	13,249
84.015	NATIONAL RESOURCE CENTERS PROGRAM FOR FOREIGN LANGUAGE AND AREA STUDIES OR FOREIGN LANGUAGE AND INTERNATIONAL STUDIES PROGRAM AND FOREIGN LANGUAGE AND AREA STUDIES FELLOWSHIP PROGRAM				VARIOUS	1,393,715	13,249
84.022	OVERSEAS PROGRAMS - DOCTORAL DISSERTATION RESEARCH ABROAD		DIRECT	DEPARTMENT OF EDUCATION (ED)		38,276	
84.022	OVERSEAS PROGRAMS - DOCTORAL DISSERTATION RESEARCH ABROAD Total				VARIOUS	38,276	
84.031	HIGHER EDUCATION INSTITUTIONAL AID		DIRECT	DEPARTMENT OF EDUCATION (ED)		966,985	
84.031	HIGHER EDUCATION INSTITUTIONAL AID Total					966,985	
84.116	FUND FOR THE IMPROVEMENT OF POSTSECONDARY EDUCATION		DIRECT	DEPARTMENT OF EDUCATION (ED)		970,521	330,264
84.116	FUND FOR THE IMPROVEMENT OF POSTSECONDARY EDUCATION		PASS-THROUGH	GEORGIA STATE UNIVERSITY	VARIOUS	19,033	
84.116	FUND FOR THE IMPROVEMENT OF POSTSECONDARY EDUCATION Total				008047	989,554	330,264
84.200	GRADUATE ASSISTANCE IN AREAS OF NATIONAL NEED		DIRECT	DEPARTMENT OF EDUCATION (ED)		330,037	
84.200	GRADUATE ASSISTANCE IN AREAS OF NATIONAL NEED Total				VARIOUS	330,037	
84.215	INNOVATIVE APPROACHES TO LITERACY, FULL-SERVICE COMMUNITY SCHOOLS; AND PROMISE NEIGHBORHOODS		PASS-THROUGH	SOUTH BAY COMMUNITY SERVICES		9,668	
84.215	INNOVATIVE APPROACHES TO LITERACY, FULL-SERVICE COMMUNITY SCHOOLS; AND PROMISE NEIGHBORHOODS Total				SUB30025303 (U215N180049)	9,668	
84.287	TWENTY-FIRST CENTURY COMMUNITY LEARNING CENTERS		PASS-THROUGH	CALIFORNIA DEPARTMENT OF EDUCATION	19-14349-30010-2A	531,762	291,795
84.287	TWENTY-FIRST CENTURY COMMUNITY LEARNING CENTERS		PASS-THROUGH	CALIFORNIA DEPARTMENT OF EDUCATION	1914765300102A	8,817	8,817
84.287	TWENTY-FIRST CENTURY COMMUNITY LEARNING CENTERS		PASS-THROUGH	CALIFORNIA DEPARTMENT OF EDUCATION	201414 1215	735	
84.287	TWENTY-FIRST CENTURY COMMUNITY LEARNING CENTERS Total					541,314	300,612
84.305	EDUCATION RESEARCH, DEVELOPMENT AND DISSEMINATION		DIRECT	DEPARTMENT OF EDUCATION (ED)		5,905,525	801,502
84.305	EDUCATION RESEARCH, DEVELOPMENT AND DISSEMINATION		PASS-THROUGH	ARIZONA STATE UNIVERSITY/TEMPE	VARIOUS	(35)	
84.305	EDUCATION RESEARCH, DEVELOPMENT AND DISSEMINATION		PASS-THROUGH	COLUMBIA UNIVERSITY	R30A190050	74,987	
84.305	EDUCATION RESEARCH, DEVELOPMENT AND DISSEMINATION		PASS-THROUGH	EDUCATIONAL TESTING SERVICE	1(GG014056)	16,564	
84.305	EDUCATION RESEARCH, DEVELOPMENT AND DISSEMINATION		PASS-THROUGH	LEHIGH UNIVERSITY	UCLA-ED-305A.02	40,192	
84.305	EDUCATION RESEARCH, DEVELOPMENT AND DISSEMINATION		PASS-THROUGH	LITERACY DESIGN COLLABORATIVE, INC	R305A200368	7,677	
84.305	EDUCATION RESEARCH, DEVELOPMENT AND DISSEMINATION		PASS-THROUGH	MANPOWER DEV RESOURCE CNTR	20145515	232,392	
84.305	EDUCATION RESEARCH, DEVELOPMENT AND DISSEMINATION		PASS-THROUGH	MINDSET WORKS, INC.	1042-UCI-01	73	
84.305	EDUCATION RESEARCH, DEVELOPMENT AND DISSEMINATION		PASS-THROUGH	NEW YORK UNIVERSITY	201500250	64,865	
84.305	EDUCATION RESEARCH, DEVELOPMENT AND DISSEMINATION		PASS-THROUGH	UNIVERSITY OF CHICAGO	F0959-02 AWD064959 (SUB00000431)	22,659	
84.305	EDUCATION RESEARCH, DEVELOPMENT AND DISSEMINATION		PASS-THROUGH	UNIVERSITY OF CHICAGO	AWD100044 (SUB00000047)-CYC1	120,747	
84.305	EDUCATION RESEARCH, DEVELOPMENT AND DISSEMINATION		PASS-THROUGH	UNIVERSITY OF CHICAGO		113,085	
84.305	EDUCATION RESEARCH, DEVELOPMENT AND DISSEMINATION		PASS-THROUGH	UNIVERSITY OF MISSOURI	FP064959-01-PR	156	
84.305	EDUCATION RESEARCH, DEVELOPMENT AND DISSEMINATION		PASS-THROUGH		C00072139		

**University of California**  
**Schedule of Expenditures of Federal Awards**

*For the Fiscal Year Ended  
June 30, 2021  
(Expressed in whole dollars)*

**Research And Development Cluster**

Assistance Listing Number	Federal Program Title	Additional Award Identification	Direct / Pass-Through	Agency or Pass-Through Entity	Pass-Through No. or Other Identifier	Federal Expenditures	Passed-Through to Subrecipients
84.305	EDUCATION RESEARCH, DEVELOPMENT AND DISSEMINATION		PASS-THROUGH	UNIVERSITY OF SOUTH CAROLINA	15-2906	4,699	
84.305	EDUCATION RESEARCH, DEVELOPMENT AND DISSEMINATION		PASS-THROUGH	WESTED	S-00017557	76,364	
84.305	EDUCATION RESEARCH, DEVELOPMENT AND DISSEMINATION Total					6,679,950	801,502
84.324	RESEARCH IN SPECIAL EDUCATION		DIRECT	DEPARTMENT OF EDUCATION (ED)	VARIOUS	1,357,372	515,472
84.324	RESEARCH IN SPECIAL EDUCATION		PASS-THROUGH	LAWRENCE LIVERMORE NATIONAL SECURITY, LLC	B620630:2	37,676	
84.324	RESEARCH IN SPECIAL EDUCATION		PASS-THROUGH	PUBLIC POLICY INSTITUTE OF CALIFORNIA	SUB PPIC 20170091 IES (R305A17	3,152	
84.324	RESEARCH IN SPECIAL EDUCATION		PASS-THROUGH	SAN DIEGO STATE UNIVERSITY	R324A190076	302,038	
84.324	RESEARCH IN SPECIAL EDUCATION		PASS-THROUGH	SRI INTERNATIONAL	KAT-51-0012	3	
84.324	RESEARCH IN SPECIAL EDUCATION		PASS-THROUGH	UNIVERSITY OF MICHIGAN	3003847265-CYC5	534	
84.324	RESEARCH IN SPECIAL EDUCATION Total					1,700,775	515,472
84.325	SPECIAL EDUCATION - PERSONNEL DEVELOPMENT TO IMPROVE SERVICES AND RESULTS FOR CHILDREN WITH DISABILITIES		DIRECT	DEPARTMENT OF EDUCATION (ED)		196,921	
84.325	SPECIAL EDUCATION - PERSONNEL DEVELOPMENT TO IMPROVE SERVICES AND RESULTS FOR CHILDREN WITH DISABILITIES Total				VARIOUS	196,921	
84.326	SPECIAL EDUCATION TECHNICAL ASSISTANCE AND DISSEMINATION TO IMPROVE SERVICES AND RESULTS FOR CHILDREN WITH DISABILITIES		DIRECT	DEPARTMENT OF EDUCATION (ED)		272,341	
84.326	SPECIAL EDUCATION TECHNICAL ASSISTANCE AND DISSEMINATION TO IMPROVE SERVICES AND RESULTS FOR CHILDREN WITH DISABILITIES Total				VARIOUS	272,341	
84.334	GAINING EARLY AWARENESS AND READINESS FOR UNDERGRADUATE PROGRAMS		DIRECT	DEPARTMENT OF EDUCATION (ED)		4,239,668	
84.334	GAINING EARLY AWARENESS AND READINESS FOR UNDERGRADUATE PROGRAMS Total				VARIOUS	4,239,668	
84.335	CHILD CARE ACCESS MEANS PARENTS IN SCHOOL		DIRECT	DEPARTMENT OF EDUCATION (ED)		151,019	
84.335	CHILD CARE ACCESS MEANS PARENTS IN SCHOOL Total				VARIOUS	151,019	
84.365	ENGLISH LANGUAGE ACQUISITION STATE GRANTS		DIRECT	DEPARTMENT OF EDUCATION (ED)		462,233	
84.365	ENGLISH LANGUAGE ACQUISITION STATE GRANTS		PASS-THROUGH	PENNSYLVANIA STATE UNIVERSITY	VARIOUS SUB 5590-UCSD-USDE-0311 (T365	30,835	
84.365	ENGLISH LANGUAGE ACQUISITION STATE GRANTS		PASS-THROUGH	SANTA CLARA UNIVERSITY	A18-0382-002	85,520	
84.365	ENGLISH LANGUAGE ACQUISITION STATE GRANTS Total					578,588	
84.367	SUPPORTING EFFECTIVE INSTRUCTION STATE GRANTS		DIRECT	DEPARTMENT OF EDUCATION (ED)		42,786	
84.367	SUPPORTING EFFECTIVE INSTRUCTION STATE GRANTS		PASS-THROUGH	CALIFORNIA DEPARTMENT OF EDUCATION	VARIOUS	972,121	
84.367	SUPPORTING EFFECTIVE INSTRUCTION STATE GRANTS		PASS-THROUGH	CALIFORNIA DEPARTMENT OF EDUCATION	1566430	1,756,221	
84.367	SUPPORTING EFFECTIVE INSTRUCTION STATE GRANTS		PASS-THROUGH	CALIFORNIA DEPARTMENT OF EDUCATION	156643001	1,096,780	1,048,135
84.367	SUPPORTING EFFECTIVE INSTRUCTION STATE GRANTS		PASS-THROUGH	CALIFORNIA DEPARTMENT OF EDUCATION CURRICULUM AND INSTRUCTIO	300000007290347	(45,000)	
84.367	SUPPORTING EFFECTIVE INSTRUCTION STATE GRANTS		PASS-THROUGH	CALIFORNIA DEPARTMENT OF EDUCATION CURRICULUM AND INSTRUCTIO	ESSA19-CHSSP-UCI	(11,127)	
84.367	SUPPORTING EFFECTIVE INSTRUCTION STATE GRANTS		PASS-THROUGH	CALIFORNIA DEPARTMENT OF EDUCATION CURRICULUM AND INSTRUCTIO	ESSA19-CMP-UCSB	(10,639)	
84.367	SUPPORTING EFFECTIVE INSTRUCTION STATE GRANTS		PASS-THROUGH	CALIFORNIA DEPARTMENT OF EDUCATION CURRICULUM AND INSTRUCTIO	ESSA19-CRLP-UCB	(3,424)	
84.367	SUPPORTING EFFECTIVE INSTRUCTION STATE GRANTS		PASS-THROUGH	CALIFORNIA DEPARTMENT OF EDUCATION CURRICULUM AND INSTRUCTIO	ESSA19-CSP-UCSB	(8,379)	
84.367	SUPPORTING EFFECTIVE INSTRUCTION STATE GRANTS		PASS-THROUGH	CALIFORNIA DEPARTMENT OF EDUCATION CURRICULUM AND INSTRUCTIO	ESSA19-CWLP-UCB	(6,022)	
84.367	SUPPORTING EFFECTIVE INSTRUCTION STATE GRANTS		PASS-THROUGH	CALIFORNIA DEPARTMENT OF EDUCATION CURRICULUM AND INSTRUCTIO	ESSA19-CWP-UCB	(14,155)	
84.367	SUPPORTING EFFECTIVE INSTRUCTION STATE GRANTS		PASS-THROUGH	CALIFORNIA DEPARTMENT OF EDUCATION CURRICULUM AND INSTRUCTIO	ESSA19-CWP-UCI	(3,125)	
84.367	SUPPORTING EFFECTIVE INSTRUCTION STATE GRANTS		PASS-THROUGH	CALIFORNIA DEPARTMENT OF EDUCATION CURRICULUM AND INSTRUCTIO	ESSA19-CWP-UCSB	11,604	
84.367	SUPPORTING EFFECTIVE INSTRUCTION STATE GRANTS		PASS-THROUGH	CALIFORNIA DEPARTMENT OF EDUCATION CURRICULUM AND INSTRUCTIO	ESSA20-CGEP-UCSB	14,791	
84.367	SUPPORTING EFFECTIVE INSTRUCTION STATE GRANTS		PASS-THROUGH	CALIFORNIA DEPARTMENT OF EDUCATION CURRICULUM AND INSTRUCTIO	ESSA20-CHSSP-UCB	116	
84.367	SUPPORTING EFFECTIVE INSTRUCTION STATE GRANTS		PASS-THROUGH	CALIFORNIA DEPARTMENT OF EDUCATION CURRICULUM AND INSTRUCTIO	ESSA20-CHSSP-UCI	20,588	
84.367	SUPPORTING EFFECTIVE INSTRUCTION STATE GRANTS		PASS-THROUGH	CALIFORNIA DEPARTMENT OF EDUCATION CURRICULUM AND INSTRUCTIO	ESSA20-CMP-UCSB	11,660	
84.367	SUPPORTING EFFECTIVE INSTRUCTION STATE GRANTS		PASS-THROUGH	CALIFORNIA DEPARTMENT OF EDUCATION CURRICULUM AND INSTRUCTIO	ESSA20-CSP-UCSB	7,775	
84.367	SUPPORTING EFFECTIVE INSTRUCTION STATE GRANTS		PASS-THROUGH	CALIFORNIA DEPARTMENT OF EDUCATION CURRICULUM AND INSTRUCTIO	ESSA20-CWLP-UCB	(871)	
84.367	SUPPORTING EFFECTIVE INSTRUCTION STATE GRANTS		PASS-THROUGH	CALIFORNIA DEPARTMENT OF EDUCATION CURRICULUM AND INSTRUCTIO	ESSA20-CWP-UCB	4,424	
84.367	SUPPORTING EFFECTIVE INSTRUCTION STATE GRANTS		PASS-THROUGH	CALIFORNIA DEPARTMENT OF EDUCATION CURRICULUM AND INSTRUCTIO	ESSA20-CWP-UCI	20,027	
84.367	SUPPORTING EFFECTIVE INSTRUCTION STATE GRANTS Total				ESSA20-CWP-UCSB	3,856,151	1,048,135
84.368	COMPETITIVE GRANTS FOR STATE ASSESSMENTS (FORMERLY GRANTS FOR ENHANCED ASSESSMENT INSTRUMENTS)		PASS-THROUGH	COUNCIL OF CHIEF STATE SCHOOL OFFICERS	20193963	98,402	
84.368	COMPETITIVE GRANTS FOR STATE ASSESSMENTS (FORMERLY GRANTS FOR ENHANCED ASSESSMENT INSTRUMENTS) Total					98,402	
84.411	EDUCATION INNOVATION AND RESEARCH (FORMERLY INVESTING IN INNOVATION (I3) FUND)		DIRECT	DEPARTMENT OF EDUCATION (ED)		2,941,055	
84.411	EDUCATION INNOVATION AND RESEARCH (FORMERLY INVESTING IN INNOVATION (I3) FUND)		PASS-THROUGH	DIGITAL PROMISE GLOBAL	VARIOUS	6,829	
84.411	EDUCATION INNOVATION AND RESEARCH (FORMERLY INVESTING IN INNOVATION (I3) FUND)		PASS-THROUGH	NATIONAL MATH AND SCIENCE INITIATIVE, INC.	DP-208459-CYC1	368,420	
					20160003		

**University of California**  
**Schedule of Expenditures of Federal Awards**

*For the Fiscal Year Ended  
June 30, 2021  
(Expressed in whole dollars)*

**Research And Development Cluster**

Assistance Listing Number	Federal Program Title	Additional Award Identification	Direct / Pass-Through	Agency or Pass-Through Entity	Pass-Through No. or Other Identifier	Federal Expenditures	Passed-Through to Subrecipients
84.411	EDUCATION INNOVATION AND RESEARCH (FORMERLY INVESTING IN INNOVATION (I3) FUND) Total					3,316,305	
84.423	SUPPORTING EFFECTIVE EDUCATOR DEVELOPMENT PROGRAM		PASS-THROUGH	UNIVERSITY OF KANSAS/KU CENTER FOR RESEARCH, INC.	SUB FY2019-055 ( U423A180029 )	10,410	
84.423	SUPPORTING EFFECTIVE EDUCATOR DEVELOPMENT PROGRAM Total					10,410	
84.RD	Total		DIRECT	DEPARTMENT OF EDUCATION (ED)	R324A1	(191)	(191)
84.RD						(191)	(191)
89.003	NATIONAL HISTORICAL PUBLICATIONS AND RECORDS GRANTS		DIRECT	NATIONAL ARCHIVES & RECORDS ADMINISTRATION	VARIOUS	81,743	
89.003	NATIONAL HISTORICAL PUBLICATIONS AND RECORDS GRANTS Total					81,743	
91.RD			PASS-THROUGH	ATOX BIO	201600397	2,105	
91.RD	Total					2,105	
92.RD			PASS-THROUGH	THE SCRIPPS RESEARCH INSTITUTE	SUB 5-54155 (AA006420)	46,814	
92.RD	Total					46,814	
93.059	TRAINING IN GENERAL, PEDIATRIC, AND PUBLIC HEALTH DENTISTRY		DIRECT	DEPARTMENT OF HEALTH AND HUMAN SERVICES (HHS)	VARIOUS	482,071	38,397
93.059	TRAINING IN GENERAL, PEDIATRIC, AND PUBLIC HEALTH DENTISTRY Total					482,071	38,397
93.061	INNOVATIONS IN APPLIED PUBLIC HEALTH RESEARCH		PASS-THROUGH	UNIVERSITY OF ARIZONA	278887	121,514	
93.061	INNOVATIONS IN APPLIED PUBLIC HEALTH RESEARCH Total					121,514	
93.067	GLOBAL AIDS		DIRECT	DEPARTMENT OF HEALTH AND HUMAN SERVICES (HHS)	VARIOUS	6,873,733	2,641,335
93.067	GLOBAL AIDS		PASS-THROUGH	HAITIAN CENTER FOR THE STRENGTHENING OF THE HEALTH SYSTEM	A136119	200,148	
93.067	GLOBAL AIDS		PASS-THROUGH	MAKERERE UNIVERSITY	METS-A-01	78,367	
93.067	GLOBAL AIDS Total					7,152,248	2,641,335
93.070	ENVIRONMENTAL PUBLIC HEALTH AND EMERGENCY RESPONSE		DIRECT	DEPARTMENT OF HEALTH AND HUMAN SERVICES (HHS)	VARIOUS	529,696	
93.070	ENVIRONMENTAL PUBLIC HEALTH AND EMERGENCY RESPONSE Total					529,696	
93.074	HOSPITAL PREPAREDNESS PROGRAM (HPP) AND PUBLIC HEALTH EMERGENCY PREPAREDNESS (PHEP) ALIGNED COOPERATIVE AGREEMENTS		PASS-THROUGH	LOS ANGELES COUNTY DEPARTMENT OF HEALTH SERVICES		(2,817)	
93.074	HOSPITAL PREPAREDNESS PROGRAM (HPP) AND PUBLIC HEALTH EMERGENCY PREPAREDNESS (PHEP) ALIGNED COOPERATIVE AGREEMENTS		PASS-THROUGH	LOS ANGELES COUNTY DEPARTMENT OF HEALTH SERVICES	PH002511	(484)	
93.074	HOSPITAL PREPAREDNESS PROGRAM (HPP) AND PUBLIC HEALTH EMERGENCY PREPAREDNESS (PHEP) ALIGNED COOPERATIVE AGREEMENTS Total				PH-002511:2	(3,301)	
93.077	FAMILY SMOKING PREVENTION AND TOBACCO CONTROL ACT REGULATORY RESEARCH		DIRECT	DEPARTMENT OF HEALTH AND HUMAN SERVICES (HHS)		5,940,344	430,927
93.077	FAMILY SMOKING PREVENTION AND TOBACCO CONTROL ACT REGULATORY RESEARCH		PASS-THROUGH	BRIGHAM AND WOMEN'S HOSPITAL	VARIOUS	211,473	
93.077	FAMILY SMOKING PREVENTION AND TOBACCO CONTROL ACT REGULATORY RESEARCH		PASS-THROUGH	BRIGHAM AND WOMEN'S HOSPITAL	A20-0230-001	109,800	
93.077	FAMILY SMOKING PREVENTION AND TOBACCO CONTROL ACT REGULATORY RESEARCH		PASS-THROUGH	OREGON HEALTH & SCIENCE UNIVERSITY	SUB 122033 ( HL147326)	30,279	
93.077	FAMILY SMOKING PREVENTION AND TOBACCO CONTROL ACT REGULATORY RESEARCH		PASS-THROUGH	OREGON HEALTH & SCIENCE UNIVERSITY	1013329-002_UCDAVIS	199,079	
93.077	FAMILY SMOKING PREVENTION AND TOBACCO CONTROL ACT REGULATORY RESEARCH		PASS-THROUGH	PORTLAND STATE UNIVERSITY	R01HL144384	15,283	
93.077	FAMILY SMOKING PREVENTION AND TOBACCO CONTROL ACT REGULATORY RESEARCH		PASS-THROUGH	UNIVERSITY OF MICHIGAN	007815	2,828	
93.077	FAMILY SMOKING PREVENTION AND TOBACCO CONTROL ACT REGULATORY RESEARCH		PASS-THROUGH	UNIVERSITY OF MINNESOTA	SUBK00007976	340,613	
93.077	FAMILY SMOKING PREVENTION AND TOBACCO CONTROL ACT REGULATORY RESEARCH		PASS-THROUGH	WESTAT	P006754502	151,601	
93.077	FAMILY SMOKING PREVENTION AND TOBACCO CONTROL ACT REGULATORY RESEARCH				6782-S-01		
93.077	FAMILY SMOKING PREVENTION AND TOBACCO CONTROL ACT REGULATORY RESEARCH Total					7,001,299	430,927
93.080	BLOOD DISORDER PROGRAM: PREVENTION, SURVEILLANCE, AND RESEARCH		DIRECT	DEPARTMENT OF HEALTH AND HUMAN SERVICES (HHS)		339,016	119,095
93.080	BLOOD DISORDER PROGRAM: PREVENTION, SURVEILLANCE, AND RESEARCH		PASS-THROUGH	CENTER FOR COMPREHENSIVE CARE & DIAGNOSIS OF INHERITED BLOOD	CIBDIX2015CDC-BCHO-5	6,540	
93.080	BLOOD DISORDER PROGRAM: PREVENTION, SURVEILLANCE, AND RESEARCH		PASS-THROUGH	CENTER FOR COMPREHENSIVE CARE & DIAGNOSIS OF INHERITED BLOOD	CIBDIX2020CDC-BCHO-01	12,549	
93.080	BLOOD DISORDER PROGRAM: PREVENTION, SURVEILLANCE, AND RESEARCH		PASS-THROUGH	CENTER FOR COMPREHENSIVE CARE & DIAGNOSIS OF INHERITED BLOOD	CIBDIX2020CDC-UCD	20,763	
93.080	BLOOD DISORDER PROGRAM: PREVENTION, SURVEILLANCE, AND RESEARCH		PASS-THROUGH	CENTER FOR COMPREHENSIVE CARE & DIAGNOSIS OF INHERITED BLOOD	SUB CIBDIX2015CDC-UCSD-1 ( DD0	4,605	
93.080	BLOOD DISORDER PROGRAM: PREVENTION, SURVEILLANCE, AND RESEARCH		PASS-THROUGH	CENTER FOR COMPREHENSIVE CARE & DIAGNOSIS OF INHERITED BLOOD	SUB CIBDIX2020CDC-UCSD-01 ( ...	8,174	
93.080	BLOOD DISORDER PROGRAM: PREVENTION, SURVEILLANCE, AND RESEARCH Total					391,647	119,095
93.081	ASPR SCIENCE PREPAREDNESS AND RESPONSE GRANTS		PASS-THROUGH	STRATATECH LLC	STRATA2016-CYC1	14,170	
93.081	ASPR SCIENCE PREPAREDNESS AND RESPONSE GRANTS Total					14,170	
93.084	PREVENTION OF DISEASE, DISABILITY, AND DEATH BY INFECTIOUS DISEASES		DIRECT	DEPARTMENT OF HEALTH AND HUMAN SERVICES (HHS)	VARIOUS	1,846,599	130,452
93.084	PREVENTION OF DISEASE, DISABILITY, AND DEATH BY INFECTIOUS DISEASES		PASS-THROUGH	HARVARD PILGRIM HEALTH CARE	HPHC-204704	125,777	
93.084	PREVENTION OF DISEASE, DISABILITY, AND DEATH BY INFECTIOUS DISEASES		PASS-THROUGH	HARVARD PILGRIM HEALTH CARE	HPHC-204773	17,415	

**University of California**  
**Schedule of Expenditures of Federal Awards**

*For the Fiscal Year Ended  
June 30, 2021  
(Expressed in whole dollars)*

**Research And Development Cluster**

Assistance Listing Number	Federal Program Title	Additional Award Identification	Direct / Pass-Through	Agency or Pass-Through Entity	Pass-Through No. or Other Identifier	Federal Expenditures	Passed-Through to Subrecipients
93.084	PREVENTION OF DISEASE, DISABILITY, AND DEATH BY INFECTIOUS DISEASES		PASS-THROUGH	SUNY UNIVERSITY AT ALBANY	SUB 6-86001 (1 NU38PS004650-01	10,931	
93.084	PREVENTION OF DISEASE, DISABILITY, AND DEATH BY INFECTIOUS DISEASES Total					2,000,723	130,452
93.084	COVID-19 - PREVENTION OF DISEASE, DISABILITY, AND DEATH BY INFECTIOUS DISEASES	COVID-19	PASS-THROUGH	HARVARD PILGRIM HEALTH CARE		166,280	
93.084	COVID-19 - PREVENTION OF DISEASE, DISABILITY, AND DEATH BY INFECTIOUS DISEASES Total				U54CK000484	166,280	
93.085	RESEARCH ON RESEARCH INTEGRITY		DIRECT	DEPARTMENT OF HEALTH AND HUMAN SERVICES (HHS)	VARIOUS	51,648	
93.085	RESEARCH ON RESEARCH INTEGRITY Total					51,648	
93.103	FOOD AND DRUG ADMINISTRATION RESEARCH		DIRECT	DEPARTMENT OF HEALTH AND HUMAN SERVICES (HHS)	VARIOUS	9,361,429	1,808,130
93.103	FOOD AND DRUG ADMINISTRATION RESEARCH		PASS-THROUGH	CALIFORNIA DEPARTMENT OF FOOD AND AGRICULTURE	19-0244	153,494	
93.103	FOOD AND DRUG ADMINISTRATION RESEARCH		PASS-THROUGH	CEDARS-SINAI MEDICAL CENTER		6,417	
93.103	FOOD AND DRUG ADMINISTRATION RESEARCH		PASS-THROUGH	CHILDREN'S HOSPITAL LOS ANGELES	0001494325	22,169	
93.103	FOOD AND DRUG ADMINISTRATION RESEARCH		PASS-THROUGH	CHILDREN'S HOSPITAL OF PHILADELPHIA	RGF011721-B	76,363	
93.103	FOOD AND DRUG ADMINISTRATION RESEARCH		PASS-THROUGH	CORNELL UNIVERSITY	3200840819:1	20,104	
93.103	FOOD AND DRUG ADMINISTRATION RESEARCH		PASS-THROUGH	CUMBERLAND PHARMACEUTICALS INC.	184021	945	
93.103	FOOD AND DRUG ADMINISTRATION RESEARCH		PASS-THROUGH	DUKE UNIVERSITY	20201844	13,339	
93.103	FOOD AND DRUG ADMINISTRATION RESEARCH		PASS-THROUGH	INSTITUTE FOR ADVANCED CLINICAL TRIALS FOR CHILDREN	A039104	234	
93.103	FOOD AND DRUG ADMINISTRATION RESEARCH		PASS-THROUGH	NCT HOLDINGS, INC.	20191636 SUB	22,063	
93.103	FOOD AND DRUG ADMINISTRATION RESEARCH		PASS-THROUGH	NEW YORK MEDICAL COLLEGE	20200271(FD006872)	(17,236)	
93.103	FOOD AND DRUG ADMINISTRATION RESEARCH		PASS-THROUGH	NEW YORK MEDICAL COLLEGE	120005	2,499	
93.103	FOOD AND DRUG ADMINISTRATION RESEARCH		PASS-THROUGH	UNIVERSITY OF KANSAS MEDICAL CENTER	123900	820	
93.103	FOOD AND DRUG ADMINISTRATION RESEARCH		PASS-THROUGH	RESEARCH INSTITUTE. INC.	Z8B00010	143,795	
93.103	FOOD AND DRUG ADMINISTRATION RESEARCH		PASS-THROUGH	UNIVERSITY OF TEXAS-M.D. ANDERSON CANCER CENTER	3001483892 GR108013(CON-80002049)	113,755	
93.103	FOOD AND DRUG ADMINISTRATION RESEARCH		PASS-THROUGH	YALE UNIVERSITY	GR110185 (CON-80002692)	58,305	
93.103	FOOD AND DRUG ADMINISTRATION RESEARCH		PASS-THROUGH	BOSTON CHILDREN'S HOSPITAL	SUB GENFD0001824208 (FD006003)	186,299	
93.103	FOOD AND DRUG ADMINISTRATION RESEARCH Total					10,164,792	1,808,130
93.110	MATERNAL AND CHILD HEALTH FEDERAL CONSOLIDATED PROGRAMS		DIRECT	DEPARTMENT OF HEALTH AND HUMAN SERVICES (HHS)	VARIOUS	4,633,469	1,330,071
93.110	MATERNAL AND CHILD HEALTH FEDERAL CONSOLIDATED PROGRAMS		PASS-THROUGH	CENTER FOR COMPREHENSIVE CARE & DIAGNOSIS OF INHERITED BLOOD	CIBDIXHRSA2012-BCHO-08	82,543	24,666
93.110	MATERNAL AND CHILD HEALTH FEDERAL CONSOLIDATED PROGRAMS		PASS-THROUGH	CENTER FOR COMPREHENSIVE CARE & DIAGNOSIS OF INHERITED BLOOD	SUB CIBDIX2012HRSA-UCSD-7/5 H3	26,244	
93.110	MATERNAL AND CHILD HEALTH FEDERAL CONSOLIDATED PROGRAMS		PASS-THROUGH	CHILDREN'S HOSPITAL AND RESEARCH CENTER FOUNDATION	SUB 807958.UCSD.18.1 (AMC28548	10,118	
93.110	MATERNAL AND CHILD HEALTH FEDERAL CONSOLIDATED PROGRAMS		PASS-THROUGH	CHILDREN'S HOSPITAL AND RESEARCH CENTER FOUNDATION	U1AMC28548	2,852	
93.110	MATERNAL AND CHILD HEALTH FEDERAL CONSOLIDATED PROGRAMS		PASS-THROUGH	IMMUNE DEFICIENCY FOUNDATION	A136216	90,828	
93.110	MATERNAL AND CHILD HEALTH FEDERAL CONSOLIDATED PROGRAMS		PASS-THROUGH	MASSACHUSETTS GENERAL HOSPITAL	MGH-205328	48,185	
93.110	MATERNAL AND CHILD HEALTH FEDERAL CONSOLIDATED PROGRAMS		PASS-THROUGH	UNIVERSITY OF COLORADO SYSTEM	2-5-M9136:4	57,722	
93.110	MATERNAL AND CHILD HEALTH FEDERAL CONSOLIDATED PROGRAMS		PASS-THROUGH	UNIVERSITY OF COLORADO SYSTEM	FY20.609.007	12,430	
93.110	MATERNAL AND CHILD HEALTH FEDERAL CONSOLIDATED PROGRAMS		PASS-THROUGH	MASS GENERAL BRIGHAM	226858	(62)	
93.110	MATERNAL AND CHILD HEALTH FEDERAL CONSOLIDATED PROGRAMS		PASS-THROUGH	MASS GENERAL BRIGHAM	226859	7,649	12,513
93.110	MATERNAL AND CHILD HEALTH FEDERAL CONSOLIDATED PROGRAMS Total					4,971,979	1,367,250
93.110	COVID-19 - MATERNAL AND CHILD HEALTH FEDERAL CONSOLIDATED PROGRAMS	COVID-19	DIRECT	DEPARTMENT OF HEALTH AND HUMAN SERVICES (HHS)	VARIOUS	21,100	
93.110	COVID-19 - MATERNAL AND CHILD HEALTH FEDERAL CONSOLIDATED PROGRAMS Total					21,100	
93.113	ENVIRONMENTAL HEALTH		DIRECT	DEPARTMENT OF HEALTH AND HUMAN SERVICES (HHS)	VARIOUS	26,320,436	3,184,813
93.113	ENVIRONMENTAL HEALTH		PASS-THROUGH	BECKMAN RESEARCH INSTITUTE OF THE CITY OF HOPE	52044.2001758.669302	(158)	
93.113	ENVIRONMENTAL HEALTH		PASS-THROUGH	CALIFORNIA STATE UNIVERSITY, NORTHRI		(17)	
93.113	ENVIRONMENTAL HEALTH		PASS-THROUGH	CHILDREN'S HOSPITAL LOS ANGELES	F-14-3503UCLA:4 SUB 000012884-A (ES031247)	55,001	
93.113	ENVIRONMENTAL HEALTH		PASS-THROUGH	CHILDREN'S HOSPITAL MEDICAL CENTER OF CINCINNATI	U01ES029234	318,515	
93.113	ENVIRONMENTAL HEALTH		PASS-THROUGH	COLORADO STATE UNIVERSITY	G-33752-01	108,943	
93.113	ENVIRONMENTAL HEALTH		PASS-THROUGH	COLORADO STATE UNIVERSITY	G-45067-02	17,198	
93.113	ENVIRONMENTAL HEALTH		PASS-THROUGH	COLUMBIA UNIVERSITY	SUB 3(GG010691) (ES025225)	24,385	
93.113	ENVIRONMENTAL HEALTH		PASS-THROUGH	GEORGE MASON UNIVERSITY	E2053552	6,740	
93.113	ENVIRONMENTAL HEALTH		PASS-THROUGH	ICAHN SCHOOL OF MEDICINE AT MOUNT SINAI	0255-8271-4609	(1,076)	
93.113	ENVIRONMENTAL HEALTH		PASS-THROUGH	ICAHN SCHOOL OF MEDICINE AT MOUNT SINAI	A17-0820-003	97,330	
93.113	ENVIRONMENTAL HEALTH		PASS-THROUGH	ICAHN SCHOOL OF MEDICINE AT MOUNT SINAI	R01ES031117	141,961	
93.113	ENVIRONMENTAL HEALTH		PASS-THROUGH	JOHNS HOPKINS UNIVERSITY	2003191417	18,735	
93.113	ENVIRONMENTAL HEALTH		PASS-THROUGH	JOHNS HOPKINS UNIVERSITY	2003218455	144,781	
93.113	ENVIRONMENTAL HEALTH		PASS-THROUGH	JOHNS HOPKINS UNIVERSITY	R24ES030893	46,513	
93.113	ENVIRONMENTAL HEALTH		PASS-THROUGH	MCGILL UNIVERSITY	PT 80521	24,601	
93.113	ENVIRONMENTAL HEALTH		PASS-THROUGH	PRINCETON UNIVERSITY	SUB0000327	127,246	
93.113	ENVIRONMENTAL HEALTH		PASS-THROUGH	PUBLIC HEALTH INSTITUTE	01884	26,539	
93.113	ENVIRONMENTAL HEALTH		PASS-THROUGH	PUBLIC HEALTH INSTITUTE	01980	14,518	

**University of California**  
**Schedule of Expenditures of Federal Awards**

*For the Fiscal Year Ended  
June 30, 2021  
(Expressed in whole dollars)*

**Research And Development Cluster**

Assistance Listing Number	Federal Program Title	Additional Award Identification	Direct / Pass-Through	Agency or Pass-Through Entity	Pass-Through No. or Other Identifier	Federal Expenditures	Passed-Through to Subrecipients
93.113	ENVIRONMENTAL HEALTH		PASS-THROUGH	RESEARCH FOUNDATION FOR MENTAL HYGIENE	R01ES029281	164,287	
93.113	ENVIRONMENTAL HEALTH		PASS-THROUGH	SALK INSTITUTE FOR BIOLOGICAL STUDIES		10	
93.113	ENVIRONMENTAL HEALTH		PASS-THROUGH	SILENT SPRING INSTITUTE	SUB NONE (ES025585)		
93.113	ENVIRONMENTAL HEALTH		PASS-THROUGH	THE SCRIPPS RESEARCH INSTITUTE	7370-UCSF-Y01	28,507	
93.113	ENVIRONMENTAL HEALTH		PASS-THROUGH	UNIVERSITY OF ARIZONA	5-54116	58,367	
93.113	ENVIRONMENTAL HEALTH		PASS-THROUGH	UNIVERSITY OF ARIZONA	585501	72,712	
93.113	ENVIRONMENTAL HEALTH		PASS-THROUGH	UNIVERSITY OF ARIZONA	R01ES020867	166,112	
93.113	ENVIRONMENTAL HEALTH		PASS-THROUGH	UNIVERSITY OF COLORADO BOULDER	SUB 1557262 (ES027853)	(3,664)	
93.113	ENVIRONMENTAL HEALTH		PASS-THROUGH	UNIVERSITY OF COLORADO DENVER	FY17.625.006	491,076	
93.113	ENVIRONMENTAL HEALTH		PASS-THROUGH	UNIVERSITY OF COLORADO DENVER		125,324	
93.113	ENVIRONMENTAL HEALTH		PASS-THROUGH	UNIVERSITY OF IOWA	SUB FY17.625.007(ES027698)		
93.113	ENVIRONMENTAL HEALTH		PASS-THROUGH	UNIVERSITY OF MISSOURI	R01ES031098	101,501	
93.113	ENVIRONMENTAL HEALTH		PASS-THROUGH	UNIVERSITY OF NEW MEXICO	010644	158,711	
93.113	ENVIRONMENTAL HEALTH		PASS-THROUGH	UNIVERSITY OF NEW MEXICO	3RGN4	49,791	
93.113	ENVIRONMENTAL HEALTH		PASS-THROUGH	UNIVERSITY OF SOUTHERN CALIFORNIA	3RT23.4	(1,771)	
93.113	ENVIRONMENTAL HEALTH		PASS-THROUGH	UNIVERSITY OF SOUTHERN CALIFORNIA	129828894	11,543	
93.113	ENVIRONMENTAL HEALTH		PASS-THROUGH	UNIVERSITY OF SOUTHERN CALIFORNIA	1R01ES030364	189,767	
93.113	ENVIRONMENTAL HEALTH		PASS-THROUGH	UNIVERSITY OF TEXAS-AUSTIN	A16-0601-004	104,386	
93.113	ENVIRONMENTAL HEALTH Total					29,208,850	3,184,813
93.113	COVID-19 - ENVIRONMENTAL HEALTH	COVID-19	DIRECT	DEPARTMENT OF HEALTH AND HUMAN SERVICES (HHS)	VARIOUS	25,131	
93.113	COVID-19 - ENVIRONMENTAL HEALTH Total					25,131	
93.116	PROJECT GRANTS AND COOPERATIVE AGREEMENTS FOR TUBERCULOSIS CONTROL PROGRAMS		PASS-THROUGH	CALIFORNIA DEPARTMENT OF PUBLIC HEALTH		2,735,174	
93.116	PROJECT GRANTS AND COOPERATIVE AGREEMENTS FOR TUBERCULOSIS CONTROL PROGRAMS Total				17-10035	2,735,174	
93.117	PREVENTIVE MEDICINE RESIDENCY		DIRECT	DEPARTMENT OF HEALTH AND HUMAN SERVICES (HHS)	VARIOUS	1,018,122	
93.117	PREVENTIVE MEDICINE RESIDENCY Total					1,018,122	
93.121	ORAL DISEASES AND DISORDERS RESEARCH		DIRECT	DEPARTMENT OF HEALTH AND HUMAN SERVICES (HHS)		38,427,655	2,715,814
93.121	ORAL DISEASES AND DISORDERS RESEARCH		PASS-THROUGH	BIOVINC LLC	VARIOUS	(1,744)	
93.121	ORAL DISEASES AND DISORDERS RESEARCH		PASS-THROUGH	BIOVINC LLC	20152314	96,341	
93.121	ORAL DISEASES AND DISORDERS RESEARCH		PASS-THROUGH	COLUMBIA UNIVERSITY	5R44DE025524-03S1	131,540	
93.121	ORAL DISEASES AND DISORDERS RESEARCH		PASS-THROUGH	DUKE UNIVERSITY	1(GG013390): 1	3,099	
93.121	ORAL DISEASES AND DISORDERS RESEARCH		PASS-THROUGH	KAISER PERMANENTE CENTER FOR HEALTH RESEARCH	A032035 SUB (DE029026)	13,328	
93.121	ORAL DISEASES AND DISORDERS RESEARCH		PASS-THROUGH	LANKENAU INSTITUTE FOR MEDICAL RESEARCH	OOS030442-UCSD	189,728	
93.121	ORAL DISEASES AND DISORDERS RESEARCH		PASS-THROUGH	MEDICAL UNIVERSITY OF SOUTH CAROLINA	06297-0793	11,880	
93.121	ORAL DISEASES AND DISORDERS RESEARCH		PASS-THROUGH	NEW YORK UNIVERSITY	A00-2868-S001 SUB F7834-02 (DE029493)	43,650	
93.121	ORAL DISEASES AND DISORDERS RESEARCH		PASS-THROUGH	NORTHERN ARIZONA UNIVERSITY	1003989-04	13,790	
93.121	ORAL DISEASES AND DISORDERS RESEARCH		PASS-THROUGH	PHOENIX CHILDREN'S HOSPITAL	U01DE029750	13,434	
93.121	ORAL DISEASES AND DISORDERS RESEARCH		PASS-THROUGH	SAN DIEGO STATE UNIVERSITY	SA0000601	19,101	
93.121	ORAL DISEASES AND DISORDERS RESEARCH		PASS-THROUGH	STANFORD UNIVERSITY	61676501-123526	16,658	
93.121	ORAL DISEASES AND DISORDERS RESEARCH		PASS-THROUGH	UNIVERSITY OF COLORADO DENVER	FY19.655.001	52,165	
93.121	ORAL DISEASES AND DISORDERS RESEARCH		PASS-THROUGH	UNIVERSITY OF MICHIGAN	3004085830	69,197	
93.121	ORAL DISEASES AND DISORDERS RESEARCH		PASS-THROUGH	UNIVERSITY OF NORTH CAROLINA SYSTEM	R01DE028146	566,742	
93.121	ORAL DISEASES AND DISORDERS RESEARCH		PASS-THROUGH	UNIVERSITY OF PENNSYLVANIA	573964:1	54,602	
93.121	ORAL DISEASES AND DISORDERS RESEARCH		PASS-THROUGH	UNIVERSITY OF SOUTHERN CALIFORNIA	132095635	217,378	
93.121	ORAL DISEASES AND DISORDERS RESEARCH		PASS-THROUGH	UNIVERSITY OF SOUTHERN CALIFORNIA	132097943	38,445	
93.121	ORAL DISEASES AND DISORDERS RESEARCH		PASS-THROUGH	UNIVERSITY OF SOUTHERN CALIFORNIA	32136349	54,848	
93.121	ORAL DISEASES AND DISORDERS RESEARCH		PASS-THROUGH	UNIVERSITY OF SOUTHERN CALIFORNIA	U24DE029463	13,621	
93.121	ORAL DISEASES AND DISORDERS RESEARCH		PASS-THROUGH	UNIVERSITY OF TEXAS HEALTH SCIENCE CENTER AT HOUSTON	0010816B	178,805	
93.121	ORAL DISEASES AND DISORDERS RESEARCH		PASS-THROUGH	UNIVERSITY OF TEXAS HEALTH SCIENCE CENTER AT HOUSTON	0011414C SUB10044863-03(DE027493)	33,217	
93.121	ORAL DISEASES AND DISORDERS RESEARCH		PASS-THROUGH	UNIVERSITY OF UTAH		926	
93.121	ORAL DISEASES AND DISORDERS RESEARCH		PASS-THROUGH	NATIONAL INSTITUTE OF ARTHRITIS, MUSCULOSKELETAL & SKIN DISEASES	8920SC-5	(5,350)	
93.121	ORAL DISEASES AND DISORDERS RESEARCH Total					40,253,055	2,715,814
93.121	COVID-19 - ORAL DISEASES AND DISORDERS RESEARCH	COVID-19	DIRECT	DEPARTMENT OF HEALTH AND HUMAN SERVICES (HHS)	VARIOUS	283,142	
93.121	COVID-19 - ORAL DISEASES AND DISORDERS RESEARCH Total					283,142	
93.127	EMERGENCY MEDICAL SERVICES FOR CHILDREN		PASS-THROUGH	RHODE ISLAND HOSPITAL	7017137490	174,810	
93.127	EMERGENCY MEDICAL SERVICES FOR CHILDREN		PASS-THROUGH	UNIVERSITY OF TEXAS-AUSTIN	UTA20-000617	20,077	
93.127	EMERGENCY MEDICAL SERVICES FOR CHILDREN Total					194,887	
93.134	GRANTS TO INCREASE ORGAN DONATIONS		DIRECT	DEPARTMENT OF HEALTH AND HUMAN SERVICES (HHS)	VARIOUS	255,160	142,665
93.134	GRANTS TO INCREASE ORGAN DONATIONS Total					255,160	142,665
93.135	CENTERS FOR RESEARCH AND DEMONSTRATION FOR HEALTH PROMOTION AND DISEASE PREVENTION		DIRECT	DEPARTMENT OF HEALTH AND HUMAN SERVICES (HHS)	VARIOUS	1,079,833	46,327
93.135	CENTERS FOR RESEARCH AND DEMONSTRATION FOR HEALTH PROMOTION AND DISEASE PREVENTION Total					1,079,833	46,327

**University of California**  
**Schedule of Expenditures of Federal Awards**

For the Fiscal Year Ended  
June 30, 2021  
(Expressed in whole dollars)

**Research And Development Cluster**

Assistance Listing Number	Federal Program Title	Additional Award Identification	Direct / Pass-Through	Agency or Pass-Through Entity	Pass-Through No. or Other Identifier	Federal Expenditures	Passed-Through to Subrecipients
93.135	COVID-19 - CENTERS FOR RESEARCH AND DEMONSTRATION FOR HEALTH PROMOTION AND DISEASE PREVENTION	COVID-19	DIRECT	DEPARTMENT OF HEALTH AND HUMAN SERVICES (HHS)		11,011	
93.135	COVID-19 - CENTERS FOR RESEARCH AND DEMONSTRATION FOR HEALTH PROMOTION AND DISEASE PREVENTION Total				VARIOUS	11,011	
93.136	INJURY PREVENTION AND CONTROL RESEARCH AND STATE AND COMMUNITY BASED PROGRAMS		DIRECT	DEPARTMENT OF HEALTH AND HUMAN SERVICES (HHS)		407,717	16,125
93.136	INJURY PREVENTION AND CONTROL RESEARCH AND STATE AND COMMUNITY BASED PROGRAMS		PASS-THROUGH	CALIFORNIA DEPARTMENT OF PUBLIC HEALTH	VARIOUS SUB 18-10753 (NUF2CE002501-01-	187,475	
93.136	INJURY PREVENTION AND CONTROL RESEARCH AND STATE AND COMMUNITY BASED PROGRAMS Total					595,192	16,125
93.137	COMMUNITY PROGRAMS TO IMPROVE MINORITY HEALTH GRANT PROGRAM		DIRECT	DEPARTMENT OF HEALTH AND HUMAN SERVICES (HHS)	VARIOUS	773,333	202,733
93.137	COMMUNITY PROGRAMS TO IMPROVE MINORITY HEALTH GRANT PROGRAM Total					773,333	202,733
93.142	NIEHS HAZARDOUS WASTE WORKER HEALTH AND SAFETY TRAINING		DIRECT	DEPARTMENT OF HEALTH AND HUMAN SERVICES (HHS)	VARIOUS	2,157,428	605,047
93.142	NIEHS HAZARDOUS WASTE WORKER HEALTH AND SAFETY TRAINING Total					2,157,428	605,047
93.142	COVID-19 - NIEHS HAZARDOUS WASTE WORKER HEALTH AND SAFETY TRAINING	COVID-19	DIRECT	DEPARTMENT OF HEALTH AND HUMAN SERVICES (HHS)	VARIOUS	100,239	
93.142	COVID-19 - NIEHS HAZARDOUS WASTE WORKER HEALTH AND SAFETY TRAINING Total					100,239	
93.143	NIEHS SUPERFUND HAZARDOUS SUBSTANCES_BASIC RESEARCH AND EDUCATION		DIRECT	DEPARTMENT OF HEALTH AND HUMAN SERVICES (HHS)		4,964,446	
93.143	NIEHS SUPERFUND HAZARDOUS SUBSTANCES_BASIC RESEARCH AND EDUCATION Total				VARIOUS	4,964,446	
93.143	COVID-19 - NIEHS SUPERFUND HAZARDOUS SUBSTANCES_BASIC RESEARCH AND EDUCATION	COVID-19	DIRECT	DEPARTMENT OF HEALTH AND HUMAN SERVICES (HHS)		2,352,749	371,025
93.143	COVID-19 - NIEHS SUPERFUND HAZARDOUS SUBSTANCES_BASIC RESEARCH AND EDUCATION Total				VARIOUS	2,352,749	371,025
93.145	HIV-RELATED TRAINING AND TECHNICAL ASSISTANCE		DIRECT	DEPARTMENT OF HEALTH AND HUMAN SERVICES (HHS)	VARIOUS	4,603,941	427,301
93.145	HIV-RELATED TRAINING AND TECHNICAL ASSISTANCE Total					4,603,941	427,301
93.145	COVID-19 - HIV-RELATED TRAINING AND TECHNICAL ASSISTANCE	COVID-19	DIRECT	DEPARTMENT OF HEALTH AND HUMAN SERVICES (HHS)	VARIOUS	33,218	
93.145	COVID-19 - HIV-RELATED TRAINING AND TECHNICAL ASSISTANCE Total					33,218	
93.153	COORDINATED SERVICES AND ACCESS TO RESEARCH FOR WOMEN, INFANTS, CHILDREN, AND YOUTH (RYAN WHITE PROGRAM PART D WOMEN, INFANTS, CHILDREN AND YOUTH WICY PROGRAM)		DIRECT	DEPARTMENT OF HEALTH AND HUMAN SERVICES (HHS)		2,560,352	531,592
93.153	COORDINATED SERVICES AND ACCESS TO RESEARCH FOR WOMEN, INFANTS, CHILDREN, AND YOUTH (RYAN WHITE PROGRAM PART D WOMEN, INFANTS, CHILDREN AND YOUTH WICY PROGRAM)		PASS-THROUGH	HELUNA HEALTH	VARIOUS	171	
93.153	COORDINATED SERVICES AND ACCESS TO RESEARCH FOR WOMEN, INFANTS, CHILDREN, AND YOUTH (RYAN WHITE PROGRAM PART D WOMEN, INFANTS, CHILDREN AND YOUTH WICY PROGRAM) Total				0054-021-90	2,560,523	531,592
93.153	COVID-19 - COORDINATED SERVICES AND ACCESS TO RESEARCH FOR WOMEN, INFANTS, CHILDREN, AND YOUTH (RYAN WHITE PROGRAM PART D WOMEN, INFANTS, CHILDREN AND YOUTH WICY PROGRAM)	COVID-19	DIRECT	DEPARTMENT OF HEALTH AND HUMAN SERVICES (HHS)		35,054	
93.153	COVID-19 - COORDINATED SERVICES AND ACCESS TO RESEARCH FOR WOMEN, INFANTS, CHILDREN, AND YOUTH (RYAN WHITE PROGRAM PART D WOMEN, INFANTS, CHILDREN AND YOUTH WICY PROGRAM) Total				VARIOUS	35,054	
93.155	RURAL HEALTH RESEARCH CENTERS		PASS-THROUGH	UNIVERSITY OF IOWA	S02150-01	24,150	
93.155	RURAL HEALTH RESEARCH CENTERS Total					24,150	
93.157	CENTERS OF EXCELLENCE		DIRECT	DEPARTMENT OF HEALTH AND HUMAN SERVICES (HHS)	VARIOUS	680,682	72,587
93.157	CENTERS OF EXCELLENCE Total					680,682	72,587
93.157	COVID-19 - CENTERS OF EXCELLENCE	COVID-19	DIRECT	DEPARTMENT OF HEALTH AND HUMAN SERVICES (HHS)	VARIOUS	337,262	
93.157	COVID-19 - CENTERS OF EXCELLENCE Total					337,262	
93.172	HUMAN GENOME RESEARCH		DIRECT	DEPARTMENT OF HEALTH AND HUMAN SERVICES (HHS)	VARIOUS	34,875,554	5,458,857
93.172	HUMAN GENOME RESEARCH		PASS-THROUGH	BROAD INSTITUTE INC.	A17-0095-003	(5,034)	
93.172	HUMAN GENOME RESEARCH		PASS-THROUGH	BROAD INSTITUTE INC.	A19-0066-002	952,714	
93.172	HUMAN GENOME RESEARCH		PASS-THROUGH	CALIFORNIA INSTITUTE OF TECHNOLOGY	S380706	1,255,915	
93.172	HUMAN GENOME RESEARCH		PASS-THROUGH	CALIFORNIA STATE UNIVERSITY, NORTHIDGE		27,192	
93.172	HUMAN GENOME RESEARCH		PASS-THROUGH	COLUMBIA UNIVERSITY	A18-0057-S001:1 1(GG014890-02)	12,083	
93.172	HUMAN GENOME RESEARCH		PASS-THROUGH	COLUMBIA UNIVERSITY	2(GG014890-01)	242,916	
93.172	HUMAN GENOME RESEARCH		PASS-THROUGH	DANA-FARBER CANCER INSTITUTE	A20-0400-001	510,141	
93.172	HUMAN GENOME RESEARCH		PASS-THROUGH	EUROPEAN BIOINFORMATICS INSTITUTE	A17-0370-003	190,304	
93.172	HUMAN GENOME RESEARCH		PASS-THROUGH	HARVARD UNIVERSITY	117112-5098555:5	149,537	
93.172	HUMAN GENOME RESEARCH		PASS-THROUGH	HARVARD UNIVERSITY		17,603	
93.172	HUMAN GENOME RESEARCH		PASS-THROUGH	ICAHN SCHOOL OF MEDICINE AT MOUNT SINAI	153056.5112935.0607:1	105,720	
93.172	HUMAN GENOME RESEARCH		PASS-THROUGH	ICAHN SCHOOL OF MEDICINE AT MOUNT SINAI	0255-C681-4609	95,903	
93.172	HUMAN GENOME RESEARCH		PASS-THROUGH	KAISER PERMANENTE DIVISION OF RESEARCH	0255-C687-4609	374,810	
93.172	HUMAN GENOME RESEARCH		PASS-THROUGH	NEW YORK UNIVERSITY	O0S030229-UCSF 011266	10,896	
93.172	HUMAN GENOME RESEARCH		PASS-THROUGH	OREGON HEALTH & SCIENCE UNIVERSITY	1013661 UCSF	321,404	
93.172	HUMAN GENOME RESEARCH		PASS-THROUGH	SRI INTERNATIONAL	A17-0549-003	110,776	

**University of California**  
**Schedule of Expenditures of Federal Awards**

*For the Fiscal Year Ended  
June 30, 2021  
(Expressed in whole dollars)*

**Research And Development Cluster**

Assistance Listing Number	Federal Program Title	Additional Award Identification	Direct / Pass-Through	Agency or Pass-Through Entity	Pass-Through No. or Other Identifier	Federal Expenditures	Passed-Through to Subrecipients
93.172			PASS-THROUGH	UNIVERSITY OF CONNECTICUT		22,359	
93.172	HUMAN GENOME RESEARCH		PASS-THROUGH	UNIVERSITY OF CONNECTICUT	SUB UCHC7-115885228-A3 (HG0098	11,996	
93.172	HUMAN GENOME RESEARCH		PASS-THROUGH	RUTGERS	SUB UCHC7-129086047-A5 (HG0098	57,426	
93.172	HUMAN GENOME RESEARCH		PASS-THROUGH	UNIVERSITY OF COLORADO SYSTEM	1206	88,100	
93.172	HUMAN GENOME RESEARCH Total				FY21.1067.001	39,428,316	5,458,857
93.173	RESEARCH RELATED TO DEAFNESS AND COMMUNICATION DISORDERS		DIRECT	DEPARTMENT OF HEALTH AND HUMAN SERVICES (HHS)	VARIOUS	23,785,370	1,136,008
93.173	RESEARCH RELATED TO DEAFNESS AND COMMUNICATION DISORDERS		PASS-THROUGH	BOSTON UNIVERSITY	4500003210	124,794	
93.173	RESEARCH RELATED TO DEAFNESS AND COMMUNICATION DISORDERS		PASS-THROUGH	BOSTON UNIVERSITY	4500003211	523,135	
93.173	RESEARCH RELATED TO DEAFNESS AND COMMUNICATION DISORDERS		PASS-THROUGH	BOSTON UNIVERSITY	4500003212	196,862	
93.173	RESEARCH RELATED TO DEAFNESS AND COMMUNICATION DISORDERS		PASS-THROUGH	BOSTON UNIVERSITY	4500003213	180,642	
93.173	RESEARCH RELATED TO DEAFNESS AND COMMUNICATION DISORDERS		PASS-THROUGH	CACTUS MEDICAL, LLC	CM-5560986	18,437	
93.173	RESEARCH RELATED TO DEAFNESS AND COMMUNICATION DISORDERS		PASS-THROUGH	COLD SPRING HARBOR LABORATORY	SUB 65070112 (DC017695)	170,954	
93.173	RESEARCH RELATED TO DEAFNESS AND COMMUNICATION DISORDERS		PASS-THROUGH	DREXEL UNIVERSITY	R01DC017181	63,650	
93.173	RESEARCH RELATED TO DEAFNESS AND COMMUNICATION DISORDERS		PASS-THROUGH	FLORIDA ATLANTIC UNIVERSITY	010442	80,872	
93.173	RESEARCH RELATED TO DEAFNESS AND COMMUNICATION DISORDERS		PASS-THROUGH	JOHNS HOPKINS UNIVERSITY	2002596820:3	65,300	
93.173	RESEARCH RELATED TO DEAFNESS AND COMMUNICATION DISORDERS		PASS-THROUGH	MASSACHUSETTS EYE AND EAR INFIRMARY	530750	87,495	
93.173	RESEARCH RELATED TO DEAFNESS AND COMMUNICATION DISORDERS		PASS-THROUGH	OREGON HEALTH & SCIENCE UNIVERSITY	008310	103,717	
93.173	RESEARCH RELATED TO DEAFNESS AND COMMUNICATION DISORDERS		PASS-THROUGH	OREGON HEALTH & SCIENCE UNIVERSITY	012107	126,903	
93.173	RESEARCH RELATED TO DEAFNESS AND COMMUNICATION DISORDERS		PASS-THROUGH	OREGON HEALTH & SCIENCE UNIVERSITY	1010095 UCDAVIS	128,483	
93.173	RESEARCH RELATED TO DEAFNESS AND COMMUNICATION DISORDERS		PASS-THROUGH	OREGON HEALTH & SCIENCE UNIVERSITY	SUB 1016786_UCSD (DC012938)	8,902	
93.173	RESEARCH RELATED TO DEAFNESS AND COMMUNICATION DISORDERS		PASS-THROUGH	SALK INSTITUTE FOR BIOLOGICAL STUDIES	SUB A21-0032-S001 (DC016237)	74,320	
93.173	RESEARCH RELATED TO DEAFNESS AND COMMUNICATION DISORDERS		PASS-THROUGH	SAN DIEGO STATE UNIVERSITY	SUB SA00000551 (DC015046)	141,891	
93.173	RESEARCH RELATED TO DEAFNESS AND COMMUNICATION DISORDERS		PASS-THROUGH	TEMPLE UNIVERSITY	5R01DC015588	136,916	
93.173	RESEARCH RELATED TO DEAFNESS AND COMMUNICATION DISORDERS		PASS-THROUGH	UNIVERSITY OF KENTUCKY/UNIVERSITY OF KENTUCKY RESEARCH FOUND	SUB 3210001602-21-013 (DC01...	24,813	
93.173	RESEARCH RELATED TO DEAFNESS AND COMMUNICATION DISORDERS		PASS-THROUGH	UNIVERSITY OF PITTSBURGH	0062065 (131832-1)	231,626	
93.173	RESEARCH RELATED TO DEAFNESS AND COMMUNICATION DISORDERS		PASS-THROUGH	UNIVERSITY OF SOUTH CAROLINA	19-3846	(34,192)	
93.173	RESEARCH RELATED TO DEAFNESS AND COMMUNICATION DISORDERS		PASS-THROUGH	UNIVERSITY OF SOUTH CAROLINA	20-4090	230,269	
93.173	RESEARCH RELATED TO DEAFNESS AND COMMUNICATION DISORDERS		PASS-THROUGH	UNIVERSITY OF SOUTH FLORIDA	SUB 2121-1001-00-C (DC015901)	133,042	
93.173	RESEARCH RELATED TO DEAFNESS AND COMMUNICATION DISORDERS		PASS-THROUGH	UNIVERSITY OF SOUTH FLORIDA	SUB 30098293 (DC007695)	26,161	
93.173	RESEARCH RELATED TO DEAFNESS AND COMMUNICATION DISORDERS		PASS-THROUGH	UNIVERSITY OF TEXAS HEALTH SCIENCE CENTER AT HOUSTON	0011468C	70,432	
93.173	RESEARCH RELATED TO DEAFNESS AND COMMUNICATION DISORDERS		PASS-THROUGH	UNIVERSITY OF TEXAS-AUSTIN	UTA17-000879	212,289	
93.173	RESEARCH RELATED TO DEAFNESS AND COMMUNICATION DISORDERS		PASS-THROUGH	UNIVERSITY OF WISCONSIN-MADISON	SUB 830K966 (DC004336)	14,794	
93.173	RESEARCH RELATED TO DEAFNESS AND COMMUNICATION DISORDERS		PASS-THROUGH	WEST VIRGINIA UNIVERSITY	SUB 05-159-UCSD (DC007695)	(3,657)	
93.173	RESEARCH RELATED TO DEAFNESS AND COMMUNICATION DISORDERS		PASS-THROUGH	BOSTON CHILDREN'S HOSPITAL	GENFD0001723195	87,051	
93.173	RESEARCH RELATED TO DEAFNESS AND COMMUNICATION DISORDERS		PASS-THROUGH	RESEARCH FOUNDATION FOR STATE UNIVERSITY OF NEW YORK	1048815	(7,606)	
93.173	RESEARCH RELATED TO DEAFNESS AND COMMUNICATION DISORDERS Total					27,003,660	1,136,008
93.185	IMMUNIZATION RESEARCH, DEMONSTRATION, PUBLIC INFORMATION AND EDUCATION TRAINING AND CLINICAL SKILLS IMPROVEMENT PROJECTS		PASS-THROUGH	UNIVERSITY OF ROCHESTER	417201:3	65,862	
93.185	IMMUNIZATION RESEARCH, DEMONSTRATION, PUBLIC INFORMATION AND EDUCATION TRAINING AND CLINICAL SKILLS IMPROVEMENT PROJECTS		PASS-THROUGH	UNIVERSITY OF ROCHESTER	417620 / UR FAO: GR510954:1	207,648	
93.185	IMMUNIZATION RESEARCH, DEMONSTRATION, PUBLIC INFORMATION AND EDUCATION TRAINING AND CLINICAL SKILLS IMPROVEMENT PROJECTS Total					273,510	
93.186	NATIONAL RESEARCH SERVICE AWARD IN PRIMARY CARE MEDICINE		DIRECT	DEPARTMENT OF HEALTH AND HUMAN SERVICES (HHS)	VARIOUS	369,609	
93.186	NATIONAL RESEARCH SERVICE AWARD IN PRIMARY CARE MEDICINE Total					369,609	
93.197	CHILDHOOD LEAD POISONING PREVENTION PROJECTS, STATE AND LOCAL CHILDHOOD LEAD POISONING PREVENTION AND SURVEILLANCE OF BLOOD LEAD LEVELS IN CHILDREN		PASS-THROUGH	MICHIGAN STATE UNIVERSITY	RC107653-UCSF	23,075	
93.197	CHILDHOOD LEAD POISONING PREVENTION PROJECTS, STATE AND LOCAL CHILDHOOD LEAD POISONING PREVENTION AND SURVEILLANCE OF BLOOD LEAD LEVELS IN CHILDREN Total					23,075	
93.210	TRIBAL SELF-GOVERNANCE PROGRAM-IHS COMPACTS/FUNDING AGREEMENTS		PASS-THROUGH	UNIVERSITY OF NORTH CAROLINA AT CHAPEL HILL	A21-0509-001	52,085	
93.210	TRIBAL SELF-GOVERNANCE PROGRAM-IHS COMPACTS/FUNDING AGREEMENTS Total					52,085	
93.211	TELEHEALTH PROGRAMS		DIRECT	DEPARTMENT OF HEALTH AND HUMAN SERVICES (HHS)	VARIOUS	244,126	
93.211	TELEHEALTH PROGRAMS Total					244,126	
93.213	RESEARCH AND TRAINING IN COMPLEMENTARY AND INTEGRATIVE HEALTH		DIRECT	DEPARTMENT OF HEALTH AND HUMAN SERVICES (HHS)	VARIOUS	11,883,935	757,889

**University of California**  
**Schedule of Expenditures of Federal Awards**

*For the Fiscal Year Ended  
June 30, 2021  
(Expressed in whole dollars)*

**Research And Development Cluster**

Assistance Listing Number	Federal Program Title	Additional Award Identification	Direct / Pass-Through	Agency or Pass-Through Entity	Pass-Through No. or Other Identifier	Federal Expenditures	Passed-Through to Subrecipients
93.213	RESEARCH AND TRAINING IN COMPLEMENTARY AND INTEGRATIVE HEALTH		PASS-THROUGH	BERKELEY FERMENTATION SCIENCE INC.		87,335	
93.213	RESEARCH AND TRAINING IN COMPLEMENTARY AND INTEGRATIVE HEALTH		PASS-THROUGH	HEALTH RESEARCH, INC.	A20-2560	151,362	
93.213	RESEARCH AND TRAINING IN COMPLEMENTARY AND INTEGRATIVE HEALTH		PASS-THROUGH	JOHNS HOPKINS UNIVERSITY	R01AT010216	37,625	
93.213	RESEARCH AND TRAINING IN COMPLEMENTARY AND INTEGRATIVE HEALTH		PASS-THROUGH	LAUREATE INSTITUTE FOR BRAIN RESEARCH	SUB 20043363313 (AT010134) SUB 1R34AT009889(AT009889)	19,243	
93.213	RESEARCH AND TRAINING IN COMPLEMENTARY AND INTEGRATIVE HEALTH		PASS-THROUGH	MOUNT SINAI HEALTH SYSTEM, INC.		4,021	
93.213	RESEARCH AND TRAINING IN COMPLEMENTARY AND INTEGRATIVE HEALTH		PASS-THROUGH	NEW YORK UNIVERSITY	UH3AT009149-CYC1	66,751	
93.213	RESEARCH AND TRAINING IN COMPLEMENTARY AND INTEGRATIVE HEALTH		PASS-THROUGH	NEXTRAST, INC	17-A0-00-008501	82,425	
93.213	RESEARCH AND TRAINING IN COMPLEMENTARY AND INTEGRATIVE HEALTH		PASS-THROUGH	PALMER COLLEGE OF CHIROPRACTIC	A130673	76,728	
93.213	RESEARCH AND TRAINING IN COMPLEMENTARY AND INTEGRATIVE HEALTH		PASS-THROUGH	RAND CORPORATION	12274	87,042	
93.213	RESEARCH AND TRAINING IN COMPLEMENTARY AND INTEGRATIVE HEALTH		PASS-THROUGH	STANFORD UNIVERSITY	SCON-00000315	174,184	
93.213	RESEARCH AND TRAINING IN COMPLEMENTARY AND INTEGRATIVE HEALTH		PASS-THROUGH	VETERANS MEDICAL RESEARCH FOUNDATION OF SAN DIEGO	R01AT010593	2,525	
93.213	RESEARCH AND TRAINING IN COMPLEMENTARY AND INTEGRATIVE HEALTH		PASS-THROUGH	VETERANS MEDICAL RESEARCH FOUNDATION OF SAN DIEGO	VPA 322745 CASMAR (AT010332)	15	
93.213	RESEARCH AND TRAINING IN COMPLEMENTARY AND INTEGRATIVE HEALTH		PASS-THROUGH	VETERANS MEDICAL RESEARCH FOUNDATION OF SAN DIEGO	VPA 322762 NORMAN (AT010332)	8,922	
93.213	RESEARCH AND TRAINING IN COMPLEMENTARY AND INTEGRATIVE HEALTH		PASS-THROUGH	VETERANS MEDICAL RESEARCH FOUNDATION OF SAN DIEGO	VPA LANG 322920(AT010332)	8,408	
93.213	RESEARCH AND TRAINING IN COMPLEMENTARY AND INTEGRATIVE HEALTH		PASS-THROUGH	VETERANS MEDICAL RESEARCH FOUNDATION OF SAN DIEGO	VPA LIU 322822(AT010332)	12,690,521	757,889
93.226	RESEARCH ON HEALTHCARE COSTS, QUALITY AND OUTCOMES		DIRECT	DEPARTMENT OF HEALTH AND HUMAN SERVICES (HHS)	VARIOUS	8,910,971	1,169,855
93.226	RESEARCH ON HEALTHCARE COSTS, QUALITY AND OUTCOMES		PASS-THROUGH	AGENCY FOR HEALTHCARE RESEARCH AND QUALITY	10754SC-01	(3,109)	
93.226	RESEARCH ON HEALTHCARE COSTS, QUALITY AND OUTCOMES		PASS-THROUGH	COLUMBIA UNIVERSITY	1(GG014652-01)	24,068	
93.226	RESEARCH ON HEALTHCARE COSTS, QUALITY AND OUTCOMES		PASS-THROUGH	DARTMOUTH COLLEGE	R1371	7,053	
93.226	RESEARCH ON HEALTHCARE COSTS, QUALITY AND OUTCOMES		PASS-THROUGH	DARTMOUTH COLLEGE	R814	(2,071)	
93.226	RESEARCH ON HEALTHCARE COSTS, QUALITY AND OUTCOMES		PASS-THROUGH	DARTMOUTH COLLEGE	R815	42,868	
93.226	RESEARCH ON HEALTHCARE COSTS, QUALITY AND OUTCOMES		PASS-THROUGH	DUKE UNIVERSITY	203-7629	29,210	
93.226	RESEARCH ON HEALTHCARE COSTS, QUALITY AND OUTCOMES		PASS-THROUGH	EMORY UNIVERSITY	A254366	3,004	
93.226	RESEARCH ON HEALTHCARE COSTS, QUALITY AND OUTCOMES		PASS-THROUGH	INTERNATIONAL BUSINESS MACHINES CORPORATION	HCUP-2017-UCD	(2)	
93.226	RESEARCH ON HEALTHCARE COSTS, QUALITY AND OUTCOMES		PASS-THROUGH	JOHNS HOPKINS UNIVERSITY	2003905101	147,432	
93.226	RESEARCH ON HEALTHCARE COSTS, QUALITY AND OUTCOMES		PASS-THROUGH	KAISER FOUNDATION RESEARCH INSTITUTION	HHS2902015000071	304	
93.226	RESEARCH ON HEALTHCARE COSTS, QUALITY AND OUTCOMES		PASS-THROUGH	KAISER FOUNDATION RESEARCH INSTITUTION	T.O. 5	35,700	
93.226	RESEARCH ON HEALTHCARE COSTS, QUALITY AND OUTCOMES		PASS-THROUGH	KAISER FOUNDATION RESEARCH INSTITUTION	HHS2902015000071 TO 7	288	
93.226	RESEARCH ON HEALTHCARE COSTS, QUALITY AND OUTCOMES		PASS-THROUGH	KAISER PERMANENTE DIVISION OF RESEARCH	HHS2902015000071 RNC210310-BUDG01-UCSF-00	33,072	
93.226	RESEARCH ON HEALTHCARE COSTS, QUALITY AND OUTCOMES		PASS-THROUGH	NEW YORK UNIVERSITY	F1154-01	64,869	
93.226	RESEARCH ON HEALTHCARE COSTS, QUALITY AND OUTCOMES		PASS-THROUGH	RAND CORPORATION	9920160022:5	68,219	
93.226	RESEARCH ON HEALTHCARE COSTS, QUALITY AND OUTCOMES		PASS-THROUGH	RAND CORPORATION	9920180026:01	69,285	
93.226	RESEARCH ON HEALTHCARE COSTS, QUALITY AND OUTCOMES		PASS-THROUGH	RAND CORPORATION	SCON-00000375	22,152	
93.226	RESEARCH ON HEALTHCARE COSTS, QUALITY AND OUTCOMES		PASS-THROUGH	UNIVERSITY OF COLORADO DENVER	SUB FY19.817.001 (HS024597)	6,400	
93.226	RESEARCH ON HEALTHCARE COSTS, QUALITY AND OUTCOMES		PASS-THROUGH	UNIVERSITY OF MINNESOTA		103,850	
93.226	RESEARCH ON HEALTHCARE COSTS, QUALITY AND OUTCOMES		PASS-THROUGH	UNIVERSITY OF SOUTHERN CALIFORNIA	N008050101	7,595	
93.226	RESEARCH ON HEALTHCARE COSTS, QUALITY AND OUTCOMES		PASS-THROUGH	UNIVERSITY OF TEXAS HEALTH SCIENCE CENTER AT HOUSTON	125556820	155,947	
93.226	RESEARCH ON HEALTHCARE COSTS, QUALITY AND OUTCOMES		PASS-THROUGH	YESHIVA UNIVERSITY	0014841B	67,810	
93.226	RESEARCH ON HEALTHCARE COSTS, QUALITY AND OUTCOMES		PASS-THROUGH		311587	9,794,917	1,169,855
93.226	COVID-19 - RESEARCH ON HEALTHCARE COSTS, QUALITY AND OUTCOMES	COVID-19	DIRECT	DEPARTMENT OF HEALTH AND HUMAN SERVICES (HHS)	VARIOUS	29,433	17,219
93.226	COVID-19 - RESEARCH ON HEALTHCARE COSTS, QUALITY AND OUTCOMES	COVID-19	PASS-THROUGH	DARTMOUTH COLLEGE	R1371	37,341	
93.226	COVID-19 - RESEARCH ON HEALTHCARE COSTS, QUALITY AND OUTCOMES	COVID-19	PASS-THROUGH	DARTMOUTH COLLEGE	R1473	107,550	
93.226	COVID-19 - RESEARCH ON HEALTHCARE COSTS, QUALITY AND OUTCOMES					174,324	17,219
93.233	NATIONAL CENTER ON SLEEP DISORDERS RESEARCH		DIRECT	DEPARTMENT OF HEALTH AND HUMAN SERVICES (HHS)	VARIOUS	4,776,353	68,445
93.233	NATIONAL CENTER ON SLEEP DISORDERS RESEARCH		PASS-THROUGH	CHILDREN'S HOSPITAL OF PHILADELPHIA	R01HL152454	24,395	
93.233	NATIONAL CENTER ON SLEEP DISORDERS RESEARCH		PASS-THROUGH	OHIO STATE UNIVERSITY	60075995	60,767	
93.233	NATIONAL CENTER ON SLEEP DISORDERS RESEARCH		PASS-THROUGH	UNIVERSITY OF MIAMI	SPC-001031(HL140437)	12,458	



University of California  
Schedule of Expenditures of Federal Awards

For the Fiscal Year Ended  
June 30, 2021  
(Expressed in whole dollars)

Research And Development Cluster

Assistance Listing Number	Federal Program Title	Additional Award Identification	Direct / Pass-Through	Agency or Pass-Through Entity	Pass-Through No. or Other Identifier	Federal Expenditures	Passed-Through to Subrecipients
93.233	NATIONAL CENTER ON SLEEP DISORDERS RESEARCH		PASS-THROUGH	WAYNE STATE UNIVERSITY	WSU19118	79,873	
93.233	NATIONAL CENTER ON SLEEP DISORDERS RESEARCH Total					4,953,846	68,445
93.242	MENTAL HEALTH RESEARCH GRANTS		DIRECT	DEPARTMENT OF HEALTH AND HUMAN SERVICES (HHS)	VARIOUS	149,540,451	20,586,680
93.242	MENTAL HEALTH RESEARCH GRANTS		PASS-THROUGH	ALLEN INSTITUTE	SUB 20170566 (MH114827)	498,770	
93.242	MENTAL HEALTH RESEARCH GRANTS		PASS-THROUGH	BAYLOR COLLEGE OF MEDICINE	7000000444	59,574	
93.242	MENTAL HEALTH RESEARCH GRANTS		PASS-THROUGH	BENTEN TECHNOLOGIES, INC.	BT-5560953	21,686	
93.242	MENTAL HEALTH RESEARCH GRANTS		PASS-THROUGH	BLUELIGHT THERAPEUTICS, INC.	SB200146	68,180	
93.242	MENTAL HEALTH RESEARCH GRANTS		PASS-THROUGH	BOISE STATE UNIVERSITY	8424-PO133994 (MH119127)	190,035	
93.242	MENTAL HEALTH RESEARCH GRANTS		PASS-THROUGH	BOSTON UNIVERSITY	R01MH122867	463	
93.242	MENTAL HEALTH RESEARCH GRANTS		PASS-THROUGH	BOSTON UNIVERSITY	SUB - 4500003764 (MH111359)	53,791	
93.242	MENTAL HEALTH RESEARCH GRANTS		PASS-THROUGH	BRIGHAM AND WOMEN'S HOSPITAL	U19MH113201	57,101	
93.242	MENTAL HEALTH RESEARCH GRANTS		PASS-THROUGH	BROWN UNIVERSITY	00001172.1	74,784	
93.242	MENTAL HEALTH RESEARCH GRANTS		PASS-THROUGH	BROWN UNIVERSITY	00001704	20,453	
93.242	MENTAL HEALTH RESEARCH GRANTS		PASS-THROUGH	CALIFORNIA INSTITUTE OF TECHNOLOGY	S454700	40,883	
93.242	MENTAL HEALTH RESEARCH GRANTS		PASS-THROUGH	CALIFORNIA INSTITUTE OF TECHNOLOGY	S456163	246,037	
93.242	MENTAL HEALTH RESEARCH GRANTS		PASS-THROUGH	CALIFORNIA INSTITUTE OF TECHNOLOGY	S490482	80,463	
93.242	MENTAL HEALTH RESEARCH GRANTS		PASS-THROUGH	CALIFORNIA STATE UNIVERSITY, SAN FRANCISCO	S16-0021	73,130	
93.242	MENTAL HEALTH RESEARCH GRANTS		PASS-THROUGH	CAMINO PHARMA LLC	SUB CP10-2020-UCSD (MH122063)	118,606	
93.242	MENTAL HEALTH RESEARCH GRANTS		PASS-THROUGH	CHILD MIND INSTITUTE INC	1R01MH115363 SUBN3.1	19,621	
93.242	MENTAL HEALTH RESEARCH GRANTS		PASS-THROUGH	CHILDREN'S HOSPITAL MEDICAL CENTER OF CINCINNATI	306236	25,942	
93.242	MENTAL HEALTH RESEARCH GRANTS		PASS-THROUGH	COLD SPRING HARBOR LABORATORY	64580239	120,776	
93.242	MENTAL HEALTH RESEARCH GRANTS		PASS-THROUGH	COLD SPRING HARBOR LABORATORY	64580440 - PO# 921058-SV	348,047	
93.242	MENTAL HEALTH RESEARCH GRANTS		PASS-THROUGH	COLD SPRING HARBOR LABORATORY	R01MH101214	168,688	
93.242	MENTAL HEALTH RESEARCH GRANTS		PASS-THROUGH	COLD SPRING HARBOR LABORATORY	SUB 65290113 - PO# 921064-S...	44,154	
93.242	MENTAL HEALTH RESEARCH GRANTS		PASS-THROUGH	COLUMBIA UNIVERSITY	4(GG012936-01)	118,303	
93.242	MENTAL HEALTH RESEARCH GRANTS		PASS-THROUGH	CORNELL UNIVERSITY	190415-4	19,117	
93.242	MENTAL HEALTH RESEARCH GRANTS		PASS-THROUGH	DREXEL UNIVERSITY	R01MH115715	519,419	
93.242	MENTAL HEALTH RESEARCH GRANTS		PASS-THROUGH	DUKE UNIVERSITY	201700257	59,261	
93.242	MENTAL HEALTH RESEARCH GRANTS		PASS-THROUGH	DUKE UNIVERSITY	SUB A034434 (MH124612)	189	
93.242	MENTAL HEALTH RESEARCH GRANTS		PASS-THROUGH	EASTERN VIRGINIA MEDICAL SCHOOL	5R01MH107333	62,012	
93.242	MENTAL HEALTH RESEARCH GRANTS		PASS-THROUGH	EASTERN VIRGINIA MEDICAL SCHOOL	R01MH118139	297,473	
93.242	MENTAL HEALTH RESEARCH GRANTS		PASS-THROUGH	EMMA PENDELTON BRADLEY HOSPITAL	712-7522.3	5,506	
93.242	MENTAL HEALTH RESEARCH GRANTS		PASS-THROUGH	EMORY UNIVERSITY	SUB A051335 (MH118092)	(1)	
93.242	MENTAL HEALTH RESEARCH GRANTS		PASS-THROUGH	EPIGEN BIOSCIENCES, INC.	SUB 20173585 (MH115529)	55,934	
93.242	MENTAL HEALTH RESEARCH GRANTS		PASS-THROUGH	FLORIDA STATE UNIVERSITY	R02127	8,723	
93.242	MENTAL HEALTH RESEARCH GRANTS		PASS-THROUGH	GEORGE WASHINGTON UNIVERSITY	16-M111	(29,386)	
93.242	MENTAL HEALTH RESEARCH GRANTS		PASS-THROUGH	GEORGE WASHINGTON UNIVERSITY	GU 17-M95	12,476	
93.242	MENTAL HEALTH RESEARCH GRANTS		PASS-THROUGH	GEORGIA STATE UNIVERSITY	SP00013948-01	106,353	
93.242	MENTAL HEALTH RESEARCH GRANTS		PASS-THROUGH	GLADSTONE INSTITUTES	R2419-A	346,513	
93.242	MENTAL HEALTH RESEARCH GRANTS		PASS-THROUGH	HELUNA HEALTH	A134549	(800)	
93.242	MENTAL HEALTH RESEARCH GRANTS		PASS-THROUGH	HELUNA HEALTH	A136121	15,847	
93.242	MENTAL HEALTH RESEARCH GRANTS		PASS-THROUGH	HELUNA HEALTH	R01MH109320	9,330	
93.242	MENTAL HEALTH RESEARCH GRANTS		PASS-THROUGH	ICAHN SCHOOL OF MEDICINE AT MOUNT SINAI	0255-E531-4609	48,389	
93.242	MENTAL HEALTH RESEARCH GRANTS		PASS-THROUGH	ICAHN SCHOOL OF MEDICINE AT MOUNT SINAI	SUB 0255-2131-4609(MH111499)	4,263	
93.242	MENTAL HEALTH RESEARCH GRANTS		PASS-THROUGH	INSCOPIX, INC.	A20-1338	40,939	
93.242	MENTAL HEALTH RESEARCH GRANTS		PASS-THROUGH	JOHNS HOPKINS UNIVERSITY	2003097374.3	2,478	
93.242	MENTAL HEALTH RESEARCH GRANTS		PASS-THROUGH	JOHNS HOPKINS UNIVERSITY	SUB 2003199958(MH111516)	13,096	
93.242	MENTAL HEALTH RESEARCH GRANTS		PASS-THROUGH	JOHNS HOPKINS UNIVERSITY	SUB 2004807807 (MH123423)	338,234	
93.242	MENTAL HEALTH RESEARCH GRANTS		PASS-THROUGH	KENNEDY KRIEGER INSTITUTE	SUB 110268-0719 (MH085328)	11,038	
93.242	MENTAL HEALTH RESEARCH GRANTS		PASS-THROUGH	MASSACHUSETTS GENERAL HOSPITAL	237315	2,029	
93.242	MENTAL HEALTH RESEARCH GRANTS		PASS-THROUGH	MCLEAN HOSPITAL	401366-CYC2	10,347	
93.242	MENTAL HEALTH RESEARCH GRANTS		PASS-THROUGH	MCLEAN HOSPITAL	SUB 401185 (MH109334)	92,080	
93.242	MENTAL HEALTH RESEARCH GRANTS		PASS-THROUGH	MEADOWLARK OPTICS, INC.	044261	67,325	
93.242	MENTAL HEALTH RESEARCH GRANTS		PASS-THROUGH	OREGON HEALTH & SCIENCE UNIVERSITY	1003474	(13,168)	
93.242	MENTAL HEALTH RESEARCH GRANTS		PASS-THROUGH	ORYGEN YOUTH HEALTH RESEARCH CENTRE	A132507	30,127	
93.242	MENTAL HEALTH RESEARCH GRANTS		PASS-THROUGH	ORYGEN YOUTH HEALTH RESEARCH CENTRE	U01MH105258	57,056	
93.242	MENTAL HEALTH RESEARCH GRANTS		PASS-THROUGH	PALO ALTO VETERANS INSTITUTE FOR RESEARCH, INC.	R21MH117634	1,218	
93.242	MENTAL HEALTH RESEARCH GRANTS		PASS-THROUGH	PENNSYLVANIA STATE UNIVERSITY	S000699-DHHS	146,227	
93.242	MENTAL HEALTH RESEARCH GRANTS		PASS-THROUGH	PRINCETON UNIVERSITY	SUB0000130	49,647	
93.242	MENTAL HEALTH RESEARCH GRANTS		PASS-THROUGH	RAND CORPORATION	9920150037.8	(1,193)	
93.242	MENTAL HEALTH RESEARCH GRANTS		PASS-THROUGH	RAND CORPORATION	9920150088	12	
93.242	MENTAL HEALTH RESEARCH GRANTS		PASS-THROUGH	RUSH UNIVERSITY MEDICAL CENTER	13041702-SUB01	41,856	
93.242	MENTAL HEALTH RESEARCH GRANTS		PASS-THROUGH	SALK INSTITUTE FOR BIOLOGICAL STUDIES	SUB P0244872(MH114831)	87,405	
93.242	MENTAL HEALTH RESEARCH GRANTS		PASS-THROUGH	SALK INSTITUTE FOR BIOLOGICAL STUDIES	SUB0230285(MH112763)	19,315	
93.242	MENTAL HEALTH RESEARCH GRANTS		PASS-THROUGH	SCICRUNCH	SUB 20182150 (MH119094)	28,435	
93.242	MENTAL HEALTH RESEARCH GRANTS		PASS-THROUGH	SEVEN BIOSCIENCES, INC.	A21-1945	68,044	
93.242	MENTAL HEALTH RESEARCH GRANTS		PASS-THROUGH	STANFORD UNIVERSITY	60546456-108656.6	134,799	
93.242	MENTAL HEALTH RESEARCH GRANTS		PASS-THROUGH	STANFORD UNIVERSITY	61540206-121859	166,012	
93.242	MENTAL HEALTH RESEARCH GRANTS		PASS-THROUGH	STANFORD UNIVERSITY	61593944-123692	(17,894)	
93.242	MENTAL HEALTH RESEARCH GRANTS		PASS-THROUGH	STANFORD UNIVERSITY	61835882-132392	112,074	
93.242	MENTAL HEALTH RESEARCH GRANTS		PASS-THROUGH	STANFORD UNIVERSITY	62101628-128139	63,877	
93.242	MENTAL HEALTH RESEARCH GRANTS		PASS-THROUGH	STANFORD UNIVERSITY	62199004-140720	21,630	
93.242	MENTAL HEALTH RESEARCH GRANTS		PASS-THROUGH	STANFORD UNIVERSITY	IFBT-D8710	16,468	
93.242	MENTAL HEALTH RESEARCH GRANTS		PASS-THROUGH	STANFORD UNIVERSITY	R01MH108319	79,243	
93.242	MENTAL HEALTH RESEARCH GRANTS		PASS-THROUGH	STANFORD UNIVERSITY	SUB 62031592-127992 (MH114856)	7,584	
93.242	MENTAL HEALTH RESEARCH GRANTS		PASS-THROUGH	TEMPLE UNIVERSITY	264202-UC	286,173	
93.242	MENTAL HEALTH RESEARCH GRANTS		PASS-THROUGH	TEXAS TECHNICAL UNIVERSITY	21F010-01	30,738	
93.242	MENTAL HEALTH RESEARCH GRANTS		PASS-THROUGH	THE HEKTOEN INSTITUTE OF MEDICINE	50081-R01-UCSF01	4,228	
93.242	MENTAL HEALTH RESEARCH GRANTS		PASS-THROUGH	THE HEKTOEN INSTITUTE OF MEDICINE	50082-R01-UCLA02	16,425	

University of California  
Schedule of Expenditures of Federal Awards

For the Fiscal Year Ended  
June 30, 2021  
(Expressed in whole dollars)

Research And Development Cluster

Assistance Listing Number	Federal Program Title	Additional Award Identification	Direct / Pass-Through	Agency or Pass-Through Entity	Pass-Through No. or Other Identifier	Federal Expenditures	Passed-Through to Subrecipients
93.242	MENTAL HEALTH RESEARCH GRANTS		PASS-THROUGH	THE SCRIPPS RESEARCH INSTITUTE	SUB 5-50366 (MH100175)	216,907	
93.242	MENTAL HEALTH RESEARCH GRANTS		PASS-THROUGH	THE SCRIPPS RESEARCH INSTITUTE	SUB 5-54369 (1RF1MH123224)	42,086	
93.242	MENTAL HEALTH RESEARCH GRANTS		PASS-THROUGH	THE UNIVERSITY OF ALABAMA AT BIRMINGHAM		65,244	
93.242	MENTAL HEALTH RESEARCH GRANTS		PASS-THROUGH	THE UNIVERSITY OF ALABAMA AT BIRMINGHAM	000506211-002	137,407	(24,066)
93.242	MENTAL HEALTH RESEARCH GRANTS		PASS-THROUGH	THINK-NOW INC.	000519413-001		
93.242	MENTAL HEALTH RESEARCH GRANTS		PASS-THROUGH	TRANSLUCENCE BIOSYSTEMS LLC	20154140	(44)	
93.242	MENTAL HEALTH RESEARCH GRANTS		PASS-THROUGH	UNIVERSITY OF BRITISH COLUMBIA	TB-5566105	31,509	
93.242	MENTAL HEALTH RESEARCH GRANTS		PASS-THROUGH	UNIVERSITY OF CHICAGO	20R00510-UCSF	69	
93.242	MENTAL HEALTH RESEARCH GRANTS		PASS-THROUGH	UNIVERSITY OF CHICAGO	FP056858-02-PR	39,541	
93.242	MENTAL HEALTH RESEARCH GRANTS		PASS-THROUGH	UNIVERSITY OF CHICAGO	FP067605-01-PR B	(9,444)	
93.242	MENTAL HEALTH RESEARCH GRANTS		PASS-THROUGH	UNIVERSITY OF CHICAGO	SUB AWD100409	140,179	
93.242	MENTAL HEALTH RESEARCH GRANTS		PASS-THROUGH	UNIVERSITY OF CONNECTICUT	SUB000001146(MH08	136123	14,981
93.242	MENTAL HEALTH RESEARCH GRANTS		PASS-THROUGH	UNIVERSITY OF FLORIDA	136123	263,827	
93.242	MENTAL HEALTH RESEARCH GRANTS		PASS-THROUGH	UNIVERSITY OF ILLINOIS AT URBANA-CHAMPAIGN	UFDSP00012225	(23,650)	
93.242	MENTAL HEALTH RESEARCH GRANTS		PASS-THROUGH	UNIVERSITY OF LOUISVILLE RESEARCH FOUNDATION, INC.	17128:1	58,011	
93.242	MENTAL HEALTH RESEARCH GRANTS		PASS-THROUGH	UNIVERSITY OF MARYLAND, BALTIMORE	ULRF 19-0630-01		
93.242	MENTAL HEALTH RESEARCH GRANTS		PASS-THROUGH	UNIVERSITY OF MASSACHUSETTS AMHERST	R01MH065034	182,034	
93.242	MENTAL HEALTH RESEARCH GRANTS		PASS-THROUGH	UNIVERSITY OF MICHIGAN	SUB 18-010032	73,979	
93.242	MENTAL HEALTH RESEARCH GRANTS		PASS-THROUGH	UNIVERSITY OF MICHIGAN	B00(MH114277)		
93.242	MENTAL HEALTH RESEARCH GRANTS		PASS-THROUGH	UNIVERSITY OF MICHIGAN	3004796644	(2,007)	
93.242	MENTAL HEALTH RESEARCH GRANTS		PASS-THROUGH	UNIVERSITY OF MICHIGAN	SUBK00008746	332,932	
93.242	MENTAL HEALTH RESEARCH GRANTS		PASS-THROUGH	UNIVERSITY OF MICHIGAN	SUBK00010093	127,340	
93.242	MENTAL HEALTH RESEARCH GRANTS		PASS-THROUGH	UNIVERSITY OF MICHIGAN	SUBK00010147	(1,830)	
93.242	MENTAL HEALTH RESEARCH GRANTS		PASS-THROUGH	UNIVERSITY OF MICHIGAN	SUBK00012061	66,583	
93.242	MENTAL HEALTH RESEARCH GRANTS		PASS-THROUGH	UNIVERSITY OF MINNESOTA	N00690501	133,837	
93.242	MENTAL HEALTH RESEARCH GRANTS		PASS-THROUGH	UNIVERSITY OF MISSOURI - ST. LOUIS	00056433-2	86,121	
93.242	MENTAL HEALTH RESEARCH GRANTS		PASS-THROUGH	UNIVERSITY OF NAIRBI	5R01MH115512-02	240,584	
93.242	MENTAL HEALTH RESEARCH GRANTS		PASS-THROUGH	UNIVERSITY OF NORTH CAROLINA AT CHAPEL HILL	5101902:4	(282)	
93.242	MENTAL HEALTH RESEARCH GRANTS		PASS-THROUGH	UNIVERSITY OF NORTH CAROLINA AT CHAPEL HILL	5104172	79,193	
93.242	MENTAL HEALTH RESEARCH GRANTS		PASS-THROUGH	UNIVERSITY OF NORTH CAROLINA AT CHAPEL HILL	5104173	66,090	
93.242	MENTAL HEALTH RESEARCH GRANTS		PASS-THROUGH	UNIVERSITY OF NORTH CAROLINA AT CHAPEL HILL	5107035	126,176	
93.242	MENTAL HEALTH RESEARCH GRANTS		PASS-THROUGH	UNIVERSITY OF NORTH CAROLINA AT CHAPEL HILL	5107035	27,225	
93.242	MENTAL HEALTH RESEARCH GRANTS		PASS-THROUGH	UNIVERSITY OF OREGON	5117207		
93.242	MENTAL HEALTH RESEARCH GRANTS		PASS-THROUGH	UNIVERSITY OF PENNSYLVANIA	217310A	45,615	
93.242	MENTAL HEALTH RESEARCH GRANTS		PASS-THROUGH	UNIVERSITY OF PENNSYLVANIA	SUB 569829(MH109382)	87,800	
93.242	MENTAL HEALTH RESEARCH GRANTS		PASS-THROUGH	UNIVERSITY OF PITTSBURGH		58,648	
93.242	MENTAL HEALTH RESEARCH GRANTS		PASS-THROUGH	UNIVERSITY OF PITTSBURGH	SUB 569975 (MH111389)		
93.242	MENTAL HEALTH RESEARCH GRANTS		PASS-THROUGH	UNIVERSITY OF PITTSBURGH	0049614	(58)	
93.242	MENTAL HEALTH RESEARCH GRANTS		PASS-THROUGH	UNIVERSITY OF PITTSBURGH	0057692 (130512-1);1	134,118	
93.242	MENTAL HEALTH RESEARCH GRANTS		PASS-THROUGH	UNIVERSITY OF PITTSBURGH	0061652 (131408-1)	12,348	
93.242	MENTAL HEALTH RESEARCH GRANTS		PASS-THROUGH	UNIVERSITY OF PITTSBURGH	CNVA00062468 (132248-1)	37,592	
93.242	MENTAL HEALTH RESEARCH GRANTS		PASS-THROUGH	UNIVERSITY OF SOUTHERN CALIFORNIA	104020221	13,204	
93.242	MENTAL HEALTH RESEARCH GRANTS		PASS-THROUGH	UNIVERSITY OF SOUTHERN CALIFORNIA	104478552:1	67,361	
93.242	MENTAL HEALTH RESEARCH GRANTS		PASS-THROUGH	UNIVERSITY OF SOUTHERN CALIFORNIA	108530993:1	64,220	
93.242	MENTAL HEALTH RESEARCH GRANTS		PASS-THROUGH	UNIVERSITY OF SOUTHERN CALIFORNIA	113864507:1	176,461	
93.242	MENTAL HEALTH RESEARCH GRANTS		PASS-THROUGH	UNIVERSITY OF SOUTHERN CALIFORNIA	138402253	259,516	
93.242	MENTAL HEALTH RESEARCH GRANTS		PASS-THROUGH	UNIVERSITY OF SOUTHERN CALIFORNIA	141310813	120,605	
93.242	MENTAL HEALTH RESEARCH GRANTS		PASS-THROUGH	UNIVERSITY OF SOUTHERN CALIFORNIA	90341158:2	85,222	
93.242	MENTAL HEALTH RESEARCH GRANTS		PASS-THROUGH	UNIVERSITY OF SOUTHERN CALIFORNIA	93088027	(138)	
93.242	MENTAL HEALTH RESEARCH GRANTS		PASS-THROUGH	UNIVERSITY OF SOUTHERN CALIFORNIA	SUB 104478552 (MH115005)	84,103	
93.242	MENTAL HEALTH RESEARCH GRANTS		PASS-THROUGH	UNIVERSITY OF SOUTHERN CALIFORNIA	SUB 111299562 (MH116990)	558,122	
93.242	MENTAL HEALTH RESEARCH GRANTS		PASS-THROUGH	UNIVERSITY OF TEXAS-DALLAS	SUB 1705329 (MH112620)	294,184	
93.242	MENTAL HEALTH RESEARCH GRANTS		PASS-THROUGH	UNIVERSITY OF TEXAS-SOUTHWESTERN MEDICAL CENTER AT DALLAS	GMO190607 PO	119,840	
93.242	MENTAL HEALTH RESEARCH GRANTS		PASS-THROUGH	UNIVERSITY OF TEXAS-SOUTHWESTERN MEDICAL CENTER AT DALLAS	0000001787-CYC1	1,906	
93.242	MENTAL HEALTH RESEARCH GRANTS		PASS-THROUGH	UNIVERSITY OF TEXAS-SOUTHWESTERN MEDICAL CENTER AT DALLAS	GMO210205		
93.242	MENTAL HEALTH RESEARCH GRANTS		PASS-THROUGH	UNIVERSITY OF VIRGINIA	PO0000002231 (MH1...		
93.242	MENTAL HEALTH RESEARCH GRANTS		PASS-THROUGH	UNIVERSITY OF WASHINGTON	GB10691.PO#2133383	798,124	
93.242	MENTAL HEALTH RESEARCH GRANTS		PASS-THROUGH	UNIVERSITY OF WASHINGTON	SUB UWSC11075 (MH111520)	555	
93.242	MENTAL HEALTH RESEARCH GRANTS		PASS-THROUGH	UNIVERSITY OF WASHINGTON	UWSC10127	48,121	
93.242	MENTAL HEALTH RESEARCH GRANTS		PASS-THROUGH	UNIVERSITY OF WASHINGTON	UWSC9388	47,638	
93.242	MENTAL HEALTH RESEARCH GRANTS		PASS-THROUGH	VANDERBILT UNIVERSITY	UNIV61086	14,434	
93.242	MENTAL HEALTH RESEARCH GRANTS		PASS-THROUGH	VANDERBILT UNIVERSITY MEDICAL CENTER	SUB VUMC86231 (MH123563)	34,396	
93.242	MENTAL HEALTH RESEARCH GRANTS		PASS-THROUGH	VIRGINIA POLYTECHNIC INSTITUTE AND STATE UNIVERSITY	R01MH110504	137,808	
93.242	MENTAL HEALTH RESEARCH GRANTS		PASS-THROUGH	VIRTUALLY BETTER, INC.	20191615	157,900	
93.242	MENTAL HEALTH RESEARCH GRANTS		PASS-THROUGH	VIRTUALLY BETTER, INC.	H111277-01A11	(53,679)	
93.242	MENTAL HEALTH RESEARCH GRANTS		PASS-THROUGH	WASHINGTON UNIVERSITY IN ST. LOUIS	SUB WU-19-35 (MH118031)	10,778	
93.242	MENTAL HEALTH RESEARCH GRANTS		PASS-THROUGH	WASHINGTON UNIVERSITY IN ST. LOUIS	SUB WU-21-51 (MH104030)	26,131	
93.242	MENTAL HEALTH RESEARCH GRANTS		PASS-THROUGH	WASHINGTON UNIVERSITY IN ST. LOUIS	WU-19-16	86,074	
93.242	MENTAL HEALTH RESEARCH GRANTS		PASS-THROUGH	WASHINGTON UNIVERSITY IN ST. LOUIS	WU-19-436	750,546	
93.242	MENTAL HEALTH RESEARCH GRANTS		PASS-THROUGH	WASHINGTON UNIVERSITY IN ST. LOUIS	WU-20-348	55,588	
93.242	MENTAL HEALTH RESEARCH GRANTS		PASS-THROUGH	WASHINGTON UNIVERSITY IN ST. LOUIS	WU-21-52	154,339	65,227
93.242	MENTAL HEALTH RESEARCH GRANTS		PASS-THROUGH	WAYNE STATE UNIVERSITY	WSU16124	3,016	
93.242	MENTAL HEALTH RESEARCH GRANTS		PASS-THROUGH	YALE UNIVERSITY	C13A11538	(3,298)	
93.242	MENTAL HEALTH RESEARCH GRANTS		PASS-THROUGH	YALE UNIVERSITY	GR102864(CON-80001339);4	(743)	
93.242	MENTAL HEALTH RESEARCH GRANTS		PASS-THROUGH	YALE UNIVERSITY	GR102867(CON-80001335);8	(43,214)	
93.242	MENTAL HEALTH RESEARCH GRANTS		PASS-THROUGH	YALE UNIVERSITY	GR103397 (CON-80001300);6	(368,725)	
93.242	MENTAL HEALTH RESEARCH GRANTS		PASS-THROUGH	YALE UNIVERSITY	GR110243 (CON-80002690)	336,258	
93.242	MENTAL HEALTH RESEARCH GRANTS		PASS-THROUGH	YALE UNIVERSITY	GR110248 (CON-80002691)	182,280	
93.242	MENTAL HEALTH RESEARCH GRANTS		PASS-THROUGH	YALE UNIVERSITY	GR110971 (CON-80002769)	10,210	
93.242	MENTAL HEALTH RESEARCH GRANTS		PASS-THROUGH	YALE UNIVERSITY	GR110983 (CON-80002803)	5,867	
93.242	MENTAL HEALTH RESEARCH GRANTS		PASS-THROUGH	YALE UNIVERSITY	SUB GR110976 (CON-80002784)...	72,859	
93.242	MENTAL HEALTH RESEARCH GRANTS		PASS-THROUGH	RUTGERS	0029	15,207	

**University of California**  
**Schedule of Expenditures of Federal Awards**

For the Fiscal Year Ended  
June 30, 2021  
(Expressed in whole dollars)

**Research And Development Cluster**

Assistance Listing Number	Federal Program Title	Additional Award Identification	Direct / Pass-Through	Agency or Pass-Through Entity	Pass-Through No. or Other Identifier	Federal Expenditures	Passed-Through to Subrecipients
93.242	MENTAL HEALTH RESEARCH GRANTS		PASS-THROUGH	NORTHERN CALIFORNIA INSTITUTE FOR RESEARCH AND EDUCATION	NEY2150-01	586,799	
93.242	MENTAL HEALTH RESEARCH GRANTS		PASS-THROUGH	NORTHERN CALIFORNIA INSTITUTE FOR RESEARCH AND EDUCATION	PUL2250-01	16,238	
93.242	MENTAL HEALTH RESEARCH GRANTS		PASS-THROUGH	RESEARCH FOUNDATION FOR STATE UNIVERSITY OF NEW YORK	100-1145511-80872	20,869	
93.242	MENTAL HEALTH RESEARCH GRANTS		PASS-THROUGH	BOSTON MEDICAL CENTER	7700	41,448	
93.242	MENTAL HEALTH RESEARCH GRANTS Total					163,389,602	20,627,842
93.242	COVID-19 - MENTAL HEALTH RESEARCH GRANTS	COVID-19	DIRECT	DEPARTMENT OF HEALTH AND HUMAN SERVICES (HHS)	VARIOUS	1,940,708	67,169
93.242	COVID-19 - MENTAL HEALTH RESEARCH GRANTS Total					1,940,708	67,169
93.243	SUBSTANCE ABUSE AND MENTAL HEALTH SERVICES PROJECTS OF REGIONAL AND NATIONAL SIGNIFICANCE		DIRECT	DEPARTMENT OF HEALTH AND HUMAN SERVICES (HHS)		2,871,906	635,347
93.243	SUBSTANCE ABUSE AND MENTAL HEALTH SERVICES PROJECTS OF REGIONAL AND NATIONAL SIGNIFICANCE		PASS-THROUGH	AMERICAN PSYCHIATRIC ASSOCIATION	VARIOUS	12,643	
93.243	SUBSTANCE ABUSE AND MENTAL HEALTH SERVICES PROJECTS OF REGIONAL AND NATIONAL SIGNIFICANCE		PASS-THROUGH	AMERICAN PSYCHIATRIC ASSOCIATION	20193051	6,137	
93.243	SUBSTANCE ABUSE AND MENTAL HEALTH SERVICES PROJECTS OF REGIONAL AND NATIONAL SIGNIFICANCE		PASS-THROUGH	HUNTER COLLEGE	H79SM080818-01	(3,538)	
93.243	SUBSTANCE ABUSE AND MENTAL HEALTH SERVICES PROJECTS OF REGIONAL AND NATIONAL SIGNIFICANCE		PASS-THROUGH	LA CLINICA DE LA RAZA FRUITVALE HEALTH PROJECT, INC.	41973-00-03	6,618	
93.243	SUBSTANCE ABUSE AND MENTAL HEALTH SERVICES PROJECTS OF REGIONAL AND NATIONAL SIGNIFICANCE		PASS-THROUGH	RAND CORPORATION	A132959	44,217	
93.243	SUBSTANCE ABUSE AND MENTAL HEALTH SERVICES PROJECTS OF REGIONAL AND NATIONAL SIGNIFICANCE		PASS-THROUGH	SKID ROW HOUSING TRUST	9920170049:02	17,690	
93.243	SUBSTANCE ABUSE AND MENTAL HEALTH SERVICES PROJECTS OF REGIONAL AND NATIONAL SIGNIFICANCE		PASS-THROUGH	SANTA BARBARA COUNTY	90-118	16,659	
93.243	SUBSTANCE ABUSE AND MENTAL HEALTH SERVICES PROJECTS OF REGIONAL AND NATIONAL SIGNIFICANCE Total				BC18-121	2,972,332	635,347
93.247	ADVANCED NURSING EDUCATION WORKFORCE GRANT PROGRAM		DIRECT	DEPARTMENT OF HEALTH AND HUMAN SERVICES (HHS)	VARIOUS	936,949	
93.247	ADVANCED NURSING EDUCATION WORKFORCE GRANT PROGRAM Total					936,949	
93.250	GERIATRIC ACADEMIC CAREER AWARDS DEPARTMENT OF HEALTH AND HUMAN SERVICES		DIRECT	DEPARTMENT OF HEALTH AND HUMAN SERVICES (HHS)	VARIOUS	56,539	
93.250	GERIATRIC ACADEMIC CAREER AWARDS DEPARTMENT OF HEALTH AND HUMAN SERVICES Total					56,539	
93.262	OCCUPATIONAL SAFETY AND HEALTH PROGRAM		DIRECT	DEPARTMENT OF HEALTH AND HUMAN SERVICES (HHS)	VARIOUS	2,769,890	108,128
93.262	OCCUPATIONAL SAFETY AND HEALTH PROGRAM		PASS-THROUGH	CPWR - THE CENTER FOR CONSTRUCTION RESEARCH AND TRAINING	3001-1112	166,013	87,810
93.262	OCCUPATIONAL SAFETY AND HEALTH PROGRAM		PASS-THROUGH	CPWR - THE CENTER FOR CONSTRUCTION RESEARCH AND TRAINING	3001-613-01	(2)	
93.262	OCCUPATIONAL SAFETY AND HEALTH PROGRAM		PASS-THROUGH	HARVARD UNIVERSITY	112199-5106829	29,987	
93.262	OCCUPATIONAL SAFETY AND HEALTH PROGRAM		PASS-THROUGH	MARSHFIELD CLINIC RESEARCH FOUNDATION	U54OH009568	36,114	
93.262	OCCUPATIONAL SAFETY AND HEALTH PROGRAM		PASS-THROUGH	STANFORD UNIVERSITY	61405844-48844	130,005	
93.262	OCCUPATIONAL SAFETY AND HEALTH PROGRAM		PASS-THROUGH	UNIVERSITY OF WISCONSIN-MADISON	707K545	(324)	
93.262	OCCUPATIONAL SAFETY AND HEALTH PROGRAM Total					3,131,682	195,938
93.262	COVID-19 - OCCUPATIONAL SAFETY AND HEALTH PROGRAM	COVID-19	DIRECT	DEPARTMENT OF HEALTH AND HUMAN SERVICES (HHS)	VARIOUS	1,365	
93.262	COVID-19 - OCCUPATIONAL SAFETY AND HEALTH PROGRAM Total					1,365	
93.266	HEALTH SYSTEMS STRENGTHENING AND HIV/AIDS PREVENTION, CARE AND TREATMENT UNDER THE PRESIDENT'S EMERGENCY PLAN FOR AIDS RELIEF		DIRECT	DEPARTMENT OF HEALTH AND HUMAN SERVICES (HHS)	VARIOUS	2,496,948	1,229,353
93.266	HEALTH SYSTEMS STRENGTHENING AND HIV/AIDS PREVENTION, CARE AND TREATMENT UNDER THE PRESIDENT'S EMERGENCY PLAN FOR AIDS RELIEF		PASS-THROUGH	UNIVERSITY OF WASHINGTON	UWSC11522	57,886	
93.266	HEALTH SYSTEMS STRENGTHENING AND HIV/AIDS PREVENTION, CARE AND TREATMENT UNDER THE PRESIDENT'S EMERGENCY PLAN FOR AIDS RELIEF Total					2,554,834	1,229,353
93.268	IMMUNIZATION COOPERATIVE AGREEMENTS		PASS-THROUGH	CALIFORNIA DEPARTMENT OF PUBLIC HEALTH	18-10092	16,445,034	
93.268	IMMUNIZATION COOPERATIVE AGREEMENTS Total					16,445,034	
93.273	ALCOHOL RESEARCH PROGRAMS		DIRECT	DEPARTMENT OF HEALTH AND HUMAN SERVICES (HHS)	VARIOUS	19,231,817	2,289,904
93.273	ALCOHOL RESEARCH PROGRAMS		PASS-THROUGH	BROWN UNIVERSITY	00001122-2	(10)	
93.273	ALCOHOL RESEARCH PROGRAMS		PASS-THROUGH	CASE WESTERN RESERVE UNIVERSITY	1273-SUB	71,250	
93.273	ALCOHOL RESEARCH PROGRAMS		PASS-THROUGH	CEDARS-SINAI MEDICAL CENTER	SUB 0001493560 (AA027036)	42,900	
93.273	ALCOHOL RESEARCH PROGRAMS		PASS-THROUGH	CHILDREN'S HOSPITAL LOS ANGELES	RGF010036-B-2	138,199	
93.273	ALCOHOL RESEARCH PROGRAMS		PASS-THROUGH	CLEVELAND CLINIC FOUNDATION	1482-SUB (NS100610)	6,185	
93.273	ALCOHOL RESEARCH PROGRAMS		PASS-THROUGH	DOULEUR THERAPEUTICS INC.	SUB 20192508 (NS113717)	158,926	
93.273	ALCOHOL RESEARCH PROGRAMS		PASS-THROUGH	ERNEST GALLO CLINIC AND RESEARCH CENTER	GALLO-4707	(13,080)	
93.273	ALCOHOL RESEARCH PROGRAMS		PASS-THROUGH	KAISER FOUNDATION HOSPITALS	RNG210793-UCSF-01	59,616	
93.273	ALCOHOL RESEARCH PROGRAMS		PASS-THROUGH	KAISER PERMANENTE DIVISION OF RESEARCH	RNG209393-UCSF-03	63,294	
93.273	ALCOHOL RESEARCH PROGRAMS		PASS-THROUGH	RAND CORPORATION	SCON-00000003:08	5,786	
93.273	ALCOHOL RESEARCH PROGRAMS		PASS-THROUGH	SAN DIEGO STATE UNIVERSITY	SA0000659	6,837	
93.273	ALCOHOL RESEARCH PROGRAMS		PASS-THROUGH	SAN DIEGO STATE UNIVERSITY	SUB SA0000641(AA026994)	45	
93.273	ALCOHOL RESEARCH PROGRAMS		PASS-THROUGH	SAN DIEGO STATE UNIVERSITY	SUB SA0000707 (AA026697)	15	
93.273	ALCOHOL RESEARCH PROGRAMS		PASS-THROUGH	SOUTHERN CALIFORNIA INSTITUTE FOR RESEARCH AND EDUCATION	2R01AA018071	178,139	

**University of California**  
**Schedule of Expenditures of Federal Awards**

*For the Fiscal Year Ended  
June 30, 2021  
(Expressed in whole dollars)*

**Research And Development Cluster**

Assistance Listing Number	Federal Program Title	Additional Award Identification	Direct / Pass-Through	Agency or Pass-Through Entity	Pass-Through No. or Other Identifier	Federal Expenditures	Passed-Through to Subrecipients
93.273	ALCOHOL RESEARCH PROGRAMS		PASS-THROUGH	SOUTHERN CALIFORNIA INSTITUTE FOR RESEARCH AND EDUCATION	3R01AA018071-12S1	17,053	
93.273	ALCOHOL RESEARCH PROGRAMS		PASS-THROUGH	SOUTHERN CALIFORNIA INSTITUTE FOR RESEARCH AND EDUCATION	5R01AA018389-07	36,313	
93.273	ALCOHOL RESEARCH PROGRAMS		PASS-THROUGH	SRI INTERNATIONAL	SUB PO17058 (AA021697)	58,653	
93.273	ALCOHOL RESEARCH PROGRAMS		PASS-THROUGH	SRI INTERNATIONAL	SUB PO51079 (AA021696)	8,356	
93.273	ALCOHOL RESEARCH PROGRAMS		PASS-THROUGH	SYRACUSE UNIVERSITY	29825-04959-S02	18,511	
93.273	ALCOHOL RESEARCH PROGRAMS		PASS-THROUGH	THE SCRIPPS RESEARCH INSTITUTE	5-53745-2	18,677	
93.273	ALCOHOL RESEARCH PROGRAMS		PASS-THROUGH	THE SCRIPPS RESEARCH INSTITUTE	5-54324	31,317	
93.273	ALCOHOL RESEARCH PROGRAMS		PASS-THROUGH	THE SCRIPPS RESEARCH INSTITUTE	SUB 5-54154 (AA006420-37)	107,037	
93.273	ALCOHOL RESEARCH PROGRAMS		PASS-THROUGH	THE UNIVERSITY OF ALABAMA AT BIRMINGHAM	SUB 000512064-003 (AA020802)	43,597	
93.273	ALCOHOL RESEARCH PROGRAMS		PASS-THROUGH	UNIVERSITY OF COLORADO DENVER	FY19.580.004	31,415	
93.273	ALCOHOL RESEARCH PROGRAMS		PASS-THROUGH	UNIVERSITY OF MISSOURI - KANSAS CITY	R01AA0201510	30,100	
93.273	ALCOHOL RESEARCH PROGRAMS		PASS-THROUGH	UNIVERSITY OF NEW MEXICO	028402-873N-4	74	
93.273	ALCOHOL RESEARCH PROGRAMS		PASS-THROUGH	UNIVERSITY OF SOUTHERN CALIFORNIA	115959767	13,979	
93.273	ALCOHOL RESEARCH PROGRAMS		PASS-THROUGH	UNIVERSITY OF SOUTHERN CALIFORNIA	137334708	6,779	
93.273	ALCOHOL RESEARCH PROGRAMS		PASS-THROUGH	UNIVERSITY OF SOUTHERN CALIFORNIA	SUB 115957438 (AA011999)	8,092	
93.273	ALCOHOL RESEARCH PROGRAMS		PASS-THROUGH	UNIVERSITY OF SOUTHERN CALIFORNIA	SUB 115958500 (AA011999)	57,020	
93.273	ALCOHOL RESEARCH PROGRAMS		PASS-THROUGH	UNIVERSITY OF SOUTHERN CALIFORNIA	SUB 115958813 (AA011999)	92,158	
93.273	ALCOHOL RESEARCH PROGRAMS		PASS-THROUGH	UNIVERSITY OF SOUTHERN CALIFORNIA	SUB 120835816 (AA025470)	27,746	
93.273	ALCOHOL RESEARCH PROGRAMS		PASS-THROUGH	UNIVERSITY OF SOUTHERN CALIFORNIA	SUB 129201430 (AA011999)	33,174	
93.273	ALCOHOL RESEARCH PROGRAMS		PASS-THROUGH	UNIVERSITY OF SOUTHERN CALIFORNIA	SUB 93814100 (AA18663)	11,052	
93.273	ALCOHOL RESEARCH PROGRAMS		PASS-THROUGH	UNIVERSITY OF UTAH	012130	39,757	
93.273	ALCOHOL RESEARCH PROGRAMS		PASS-THROUGH	VETERANS MEDICAL RESEARCH FOUNDATION OF SAN DIEGO	VPA MANDYAM 322868 (AA020098)	75,796	
93.273	ALCOHOL RESEARCH PROGRAMS		PASS-THROUGH	STONY BROOK UNIVERSITY	SUB 1009189-85979 (AA008401)	447,539	
93.273	ALCOHOL RESEARCH PROGRAMS Total					21,164,113	2,289,904
93.273	COVID-19 - ALCOHOL RESEARCH PROGRAMS	COVID-19	DIRECT	DEPARTMENT OF HEALTH AND HUMAN SERVICES (HHS)	VARIOUS	55,262	
93.273	COVID-19 - ALCOHOL RESEARCH PROGRAMS Total					55,262	
93.276	DRUG-FREE COMMUNITIES SUPPORT PROGRAM GRANTS		PASS-THROUGH	AMERICAN ACADEMY OF CHILD & ADOLESCENT PSYCHIATRY	20165007:3	140,125	
93.276	DRUG-FREE COMMUNITIES SUPPORT PROGRAM GRANTS		PASS-THROUGH	NEW ENGLAND COLLEGE OF OPTOMETRY	3740-09-30-19UCLA	80,197	
93.276	DRUG-FREE COMMUNITIES SUPPORT PROGRAM GRANTS Total					220,322	
93.279	DRUG ABUSE AND ADDICTION RESEARCH PROGRAMS		DIRECT	DEPARTMENT OF HEALTH AND HUMAN SERVICES (HHS)	VARIOUS	65,949,521	9,154,841
93.279	DRUG ABUSE AND ADDICTION RESEARCH PROGRAMS		PASS-THROUGH	AMERICAN ACADEMY OF CHILD & ADOLESCENT PSYCHIATRY	20164307:3	218,296	
93.279	DRUG ABUSE AND ADDICTION RESEARCH PROGRAMS		PASS-THROUGH	AMERICAN COLLEGE OF MEDICAL TOXICOLOGY INC.	20212022	2	
93.279	DRUG ABUSE AND ADDICTION RESEARCH PROGRAMS		PASS-THROUGH	ANTEANA THERAPEUTICS, INC.	ATI-202776	(1,971)	
93.279	DRUG ABUSE AND ADDICTION RESEARCH PROGRAMS		PASS-THROUGH	BOSTON UNIVERSITY		74,236	
93.279	DRUG ABUSE AND ADDICTION RESEARCH PROGRAMS		PASS-THROUGH	BOSTON UNIVERSITY	4500001814 SUB 4500003604 (DA050159)	192,151	
93.279	DRUG ABUSE AND ADDICTION RESEARCH PROGRAMS		PASS-THROUGH	BROWN UNIVERSITY	00001523	62,332	
93.279	DRUG ABUSE AND ADDICTION RESEARCH PROGRAMS		PASS-THROUGH	CEDARS-SINAI MEDICAL CENTER	0001633790	31,149	
93.279	DRUG ABUSE AND ADDICTION RESEARCH PROGRAMS		PASS-THROUGH	CHARLES R. DREW UNIVERSITY OF MEDICINE AND SCIENCE	19-20-TF-R25DA050723-UCLA	10,363	
93.279	DRUG ABUSE AND ADDICTION RESEARCH PROGRAMS		PASS-THROUGH	CHILDREN'S HOSPITAL LOS ANGELES	RGF009209-A6	38,283	
93.279	DRUG ABUSE AND ADDICTION RESEARCH PROGRAMS		PASS-THROUGH	COLUMBIA UNIVERSITY	1 (GG011510)	215,212	
93.279	DRUG ABUSE AND ADDICTION RESEARCH PROGRAMS		PASS-THROUGH	DARTMOUTH COLLEGE	R1049:1	210,341	
93.279	DRUG ABUSE AND ADDICTION RESEARCH PROGRAMS		PASS-THROUGH	DARTMOUTH COLLEGE	R1057	222,774	
93.279	DRUG ABUSE AND ADDICTION RESEARCH PROGRAMS		PASS-THROUGH	DUKE UNIVERSITY		30,486	
93.279	DRUG ABUSE AND ADDICTION RESEARCH PROGRAMS		PASS-THROUGH	DUKE UNIVERSITY	A03-2098 SUB 2036646 (DA044571)	6,033	
93.279	DRUG ABUSE AND ADDICTION RESEARCH PROGRAMS		PASS-THROUGH	FORDHAM UNIVERSITY	FORD0037	7	
93.279	DRUG ABUSE AND ADDICTION RESEARCH PROGRAMS		PASS-THROUGH	FORDHAM UNIVERSITY	FORD0042 (DA031608)	1,982	
93.279	DRUG ABUSE AND ADDICTION RESEARCH PROGRAMS		PASS-THROUGH	FRED HUTCHINSON CANCER RESEARCH CENTER	0000970303	20,783	
93.279	DRUG ABUSE AND ADDICTION RESEARCH PROGRAMS		PASS-THROUGH	GLADSTONE INSTITUTES	R2512-A	109,472	
93.279	DRUG ABUSE AND ADDICTION RESEARCH PROGRAMS		PASS-THROUGH	GLADSTONE INSTITUTES	R2512-B	316,403	
93.279	DRUG ABUSE AND ADDICTION RESEARCH PROGRAMS		PASS-THROUGH	HANOI MEDICAL UNIVERSITY	1R01DA050486-01-UCLA	21,731	
93.279	DRUG ABUSE AND ADDICTION RESEARCH PROGRAMS		PASS-THROUGH	HELUNA HEALTH	0391.0103	49,520	
93.279	DRUG ABUSE AND ADDICTION RESEARCH PROGRAMS		PASS-THROUGH	HELUNA HEALTH	0752.0101	9,796	
93.279	DRUG ABUSE AND ADDICTION RESEARCH PROGRAMS		PASS-THROUGH	HELUNA HEALTH	1U01DA051080-01	109,211	
93.279	DRUG ABUSE AND ADDICTION RESEARCH PROGRAMS		PASS-THROUGH	HELUNA HEALTH	20200081	94,307	
93.279	DRUG ABUSE AND ADDICTION RESEARCH PROGRAMS		PASS-THROUGH	HENNEPIN HEALTHCARE RESEARCH INSTITUTE	15248-1	128,755	
93.279	DRUG ABUSE AND ADDICTION RESEARCH PROGRAMS		PASS-THROUGH	HUNTER COLLEGE	41996-A	73,706	
93.279	DRUG ABUSE AND ADDICTION RESEARCH PROGRAMS		PASS-THROUGH	ICAHN SCHOOL OF MEDICINE AT MOUNT SINAI	0255-C341-4609	94,644	
93.279	DRUG ABUSE AND ADDICTION RESEARCH PROGRAMS		PASS-THROUGH	JOHNS HOPKINS UNIVERSITY	SUB 2004890805 (DA013806)	34,756	
93.279	DRUG ABUSE AND ADDICTION RESEARCH PROGRAMS		PASS-THROUGH	MEDICAL UNIVERSITY OF SOUTH CAROLINA	SUB A00-3558-S001 (DA044438)	194,529	

**University of California**  
**Schedule of Expenditures of Federal Awards**

*For the Fiscal Year Ended*  
*June 30, 2021*  
*(Expressed in whole dollars)*

**Research And Development Cluster**

Assistance Listing Number	Federal Program Title	Additional Award Identification	Direct / Pass-Through	Agency or Pass-Through Entity	Pass-Through No. or Other Identifier	Federal Expenditures	Passed-Through to Subrecipients
93.279	DRUG ABUSE AND ADDICTION RESEARCH PROGRAMS		PASS-THROUGH	MEDICAL UNIVERSITY OF SOUTH CAROLINA	SUB MUSC19-010-8D703 (DA045300)	87,518	
93.279	DRUG ABUSE AND ADDICTION RESEARCH PROGRAMS		PASS-THROUGH	MENTOR ON THE GO, LLC	SUB 20200817 (DA044905)	251,855	
93.279	DRUG ABUSE AND ADDICTION RESEARCH PROGRAMS		PASS-THROUGH	NANOCOLLECT BIOMEDICAL, INC.		124,963	
93.279	DRUG ABUSE AND ADDICTION RESEARCH PROGRAMS		PASS-THROUGH	NEURANO BIOSCIENCE LLC	20200994 SUB 30064656 (DA050393)	86,097	
93.279	DRUG ABUSE AND ADDICTION RESEARCH PROGRAMS		PASS-THROUGH	NEW YORK UNIVERSITY	15-0-S1-003671-01	725	
93.279	DRUG ABUSE AND ADDICTION RESEARCH PROGRAMS		PASS-THROUGH	NEW YORK UNIVERSITY	19-A0-S6-003671	77,833	
93.279	DRUG ABUSE AND ADDICTION RESEARCH PROGRAMS		PASS-THROUGH	NEW YORK UNIVERSITY	19A0S9003671	(107)	
93.279	DRUG ABUSE AND ADDICTION RESEARCH PROGRAMS		PASS-THROUGH	NEW YORK UNIVERSITY	R01DA045872	14,834	
93.279	DRUG ABUSE AND ADDICTION RESEARCH PROGRAMS		PASS-THROUGH	NORTHWESTERN UNIVERSITY	60035189	160	
93.279	DRUG ABUSE AND ADDICTION RESEARCH PROGRAMS		PASS-THROUGH	NORTHWESTERN UNIVERSITY	60044679 UCI	95,788	
93.279	DRUG ABUSE AND ADDICTION RESEARCH PROGRAMS		PASS-THROUGH	OREGON HEALTH & SCIENCE UNIVERSITY	1015420 UCIRVINE	389,616	
93.279	DRUG ABUSE AND ADDICTION RESEARCH PROGRAMS		PASS-THROUGH	OREGON HEALTH & SCIENCE UNIVERSITY	1017225_UCSF_A	134,537	
93.279	DRUG ABUSE AND ADDICTION RESEARCH PROGRAMS		PASS-THROUGH	OREGON HEALTH & SCIENCE UNIVERSITY	1017225 UCSF A1	321,229	
93.279	DRUG ABUSE AND ADDICTION RESEARCH PROGRAMS		PASS-THROUGH	OREGON HEALTH & SCIENCE UNIVERSITY	1017225 UCSF AA1 SUB	21,756	
93.279	DRUG ABUSE AND ADDICTION RESEARCH PROGRAMS		PASS-THROUGH	OREGON HEALTH & SCIENCE UNIVERSITY	1012971_UCSD(DA046077)	64,296	
93.279	DRUG ABUSE AND ADDICTION RESEARCH PROGRAMS		PASS-THROUGH	Q2I, LLC	1R42DA050398-01	107,382	
93.279	DRUG ABUSE AND ADDICTION RESEARCH PROGRAMS		PASS-THROUGH	RAND CORPORATION	9920190051	116,007	
93.279	DRUG ABUSE AND ADDICTION RESEARCH PROGRAMS		PASS-THROUGH	RAND CORPORATION	R01DA046226	57,615	
93.279	DRUG ABUSE AND ADDICTION RESEARCH PROGRAMS		PASS-THROUGH	RAND CORPORATION	SCON-00000250	12,453	
93.279	DRUG ABUSE AND ADDICTION RESEARCH PROGRAMS		PASS-THROUGH	REKOVAR, INC.	215914	111,570	
93.279	DRUG ABUSE AND ADDICTION RESEARCH PROGRAMS		PASS-THROUGH	RESEARCH FOUNDATION FOR MENTAL HYGIENE	20202219	27,486	
93.279	DRUG ABUSE AND ADDICTION RESEARCH PROGRAMS		PASS-THROUGH	RHODE ISLAND HOSPITAL	7137539	50,800	
93.279	DRUG ABUSE AND ADDICTION RESEARCH PROGRAMS		PASS-THROUGH	RTI INTERNATIONAL	1-312-0217620-66090L	10,868	
93.279	DRUG ABUSE AND ADDICTION RESEARCH PROGRAMS		PASS-THROUGH	RTI INTERNATIONAL	1-340-0217717-66136L	10,037	
93.279	DRUG ABUSE AND ADDICTION RESEARCH PROGRAMS		PASS-THROUGH	RTI INTERNATIONAL	2-312-0216573-65365L	14,211	
93.279	DRUG ABUSE AND ADDICTION RESEARCH PROGRAMS		PASS-THROUGH	RTI INTERNATIONAL	3-312-0217620-66108L	10,419	
93.279	DRUG ABUSE AND ADDICTION RESEARCH PROGRAMS		PASS-THROUGH	RTI INTERNATIONAL	5-312-0216621-65427L.1	70,905	
93.279	DRUG ABUSE AND ADDICTION RESEARCH PROGRAMS		PASS-THROUGH	RTI INTERNATIONAL	8-312-0216621-65699L	11,083	
93.279	DRUG ABUSE AND ADDICTION RESEARCH PROGRAMS		PASS-THROUGH	SAN DIEGO STATE UNIVERSITY	SA0000721	21,314	
93.279	DRUG ABUSE AND ADDICTION RESEARCH PROGRAMS		PASS-THROUGH	SAN DIEGO STATE UNIVERSITY	SUB - SA0000770 (DA050724)	13,664	
93.279	DRUG ABUSE AND ADDICTION RESEARCH PROGRAMS		PASS-THROUGH	SAN DIEGO STATE UNIVERSITY	SUB SA000072 (DA042666)	7,019	
93.279	DRUG ABUSE AND ADDICTION RESEARCH PROGRAMS		PASS-THROUGH	SAN FRANCISCO PUBLIC HEALTH FOUNDATION	1R01DA045690 - 01A1 SUB 59842-12858-UCSD (DA041731)	20,958	
93.279	DRUG ABUSE AND ADDICTION RESEARCH PROGRAMS		PASS-THROUGH	SANFORD BURNHAM PREBYS MEDICAL DISCOVERY INSTITUTE	SUB 69878-13285-UCSD (DA051...	66,823	
93.279	DRUG ABUSE AND ADDICTION RESEARCH PROGRAMS		PASS-THROUGH	SANFORD BURNHAM PREBYS MEDICAL DISCOVERY INSTITUTE	STANFORD UNIVERSITY	61,488	
93.279	DRUG ABUSE AND ADDICTION RESEARCH PROGRAMS		PASS-THROUGH	TEXAS CHRISTIAN UNIVERSITY	62097886-26345	31,519	
93.279	DRUG ABUSE AND ADDICTION RESEARCH PROGRAMS		PASS-THROUGH	THE SCRIPPS RESEARCH INSTITUTE	25935-LESA19-00 SUB 5-52673 ( DA041750)	33,577	
93.279	DRUG ABUSE AND ADDICTION RESEARCH PROGRAMS		PASS-THROUGH	THE SCRIPPS RESEARCH INSTITUTE	SUB 5-53784 (A043268)	48,788	
93.279	DRUG ABUSE AND ADDICTION RESEARCH PROGRAMS		PASS-THROUGH	UNIVERSITY OF CHICAGO	AWD059270-01 (SUB00000049)	6,587	
93.279	DRUG ABUSE AND ADDICTION RESEARCH PROGRAMS		PASS-THROUGH	UNIVERSITY OF CHICAGO	AWD100228 (SUB00000208)	24,865	
93.279	DRUG ABUSE AND ADDICTION RESEARCH PROGRAMS		PASS-THROUGH	UNIVERSITY OF CHICAGO	FP066079-01-PR	174,803	
93.279	DRUG ABUSE AND ADDICTION RESEARCH PROGRAMS		PASS-THROUGH	UNIVERSITY OF GEORGIA	SUB00000337-8	122,407	
93.279	DRUG ABUSE AND ADDICTION RESEARCH PROGRAMS		PASS-THROUGH	UNIVERSITY OF MARYLAND	1801973	(2,943)	
93.279	DRUG ABUSE AND ADDICTION RESEARCH PROGRAMS		PASS-THROUGH	UNIVERSITY OF MIAMI	OS00000290	53,217	
93.279	DRUG ABUSE AND ADDICTION RESEARCH PROGRAMS		PASS-THROUGH	UNIVERSITY OF MICHIGAN	R01DA045705 SUB 3004429839 (U01DA043098)	177,002	
93.279	DRUG ABUSE AND ADDICTION RESEARCH PROGRAMS		PASS-THROUGH	UNIVERSITY OF MICHIGAN	SUBK00010479	19,810	
93.279	DRUG ABUSE AND ADDICTION RESEARCH PROGRAMS		PASS-THROUGH	UNIVERSITY OF MINNESOTA	P004140308 SUB UNR-16-07(DA038185)	124,727	
93.279	DRUG ABUSE AND ADDICTION RESEARCH PROGRAMS		PASS-THROUGH	UNIVERSITY OF NEVADA, RENO	0046202-CYC4	18,671	
93.279	DRUG ABUSE AND ADDICTION RESEARCH PROGRAMS		PASS-THROUGH	UNIVERSITY OF SOUTHERN CALIFORNIA	87935113	300	
93.279	DRUG ABUSE AND ADDICTION RESEARCH PROGRAMS		PASS-THROUGH	UNIVERSITY OF TEXAS-SOUTHWESTERN MEDICAL CENTER AT DALLAS	GMO 190412:5 PO: 000002007 GMO 200605	13,806	
93.279	DRUG ABUSE AND ADDICTION RESEARCH PROGRAMS		PASS-THROUGH	UNIVERSITY OF TEXAS-SOUTHWESTERN MEDICAL CENTER AT DALLAS	SUB 10045277-02(DA043775)	3,257	
93.279	DRUG ABUSE AND ADDICTION RESEARCH PROGRAMS		PASS-THROUGH	UNIVERSITY OF UTAH		62,051	
93.279	DRUG ABUSE AND ADDICTION RESEARCH PROGRAMS		PASS-THROUGH	UNIVERSITY OF TEXAS-SOUTHWESTERN MEDICAL CENTER AT DALLAS		(3,336)	
93.279	DRUG ABUSE AND ADDICTION RESEARCH PROGRAMS		PASS-THROUGH	UNIVERSITY OF TEXAS-SOUTHWESTERN MEDICAL CENTER AT DALLAS		210,337	
93.279	DRUG ABUSE AND ADDICTION RESEARCH PROGRAMS		PASS-THROUGH	UNIVERSITY OF UTAH		2,858	

**University of California**  
**Schedule of Expenditures of Federal Awards**

*For the Fiscal Year Ended  
June 30, 2021  
(Expressed in whole dollars)*

**Research And Development Cluster**

Assistance Listing Number	Federal Program Title	Additional Award Identification	Direct / Pass-Through	Agency or Pass-Through Entity	Pass-Through No. or Other Identifier	Federal Expenditures	Passed-Through to Subrecipients
93.279	DRUG ABUSE AND ADDICTION RESEARCH PROGRAMS		PASS-THROUGH	UNIVERSITY OF WASHINGTON	UWSC10591	17,845	
93.279	DRUG ABUSE AND ADDICTION RESEARCH PROGRAMS		PASS-THROUGH	WASHINGTON UNIVERSITY IN ST. LOUIS	WU-18-234-MOD-2	601	
93.279	DRUG ABUSE AND ADDICTION RESEARCH PROGRAMS		PASS-THROUGH	WASHINGTON UNIVERSITY IN ST. LOUIS		29,898	
93.279	DRUG ABUSE AND ADDICTION RESEARCH PROGRAMS		PASS-THROUGH	WESTAT	WU-20-115 SUB 6410-S-02 (HHSN27120160000 GR106902 (CON- 80001833) GR107284 (CON- 80002106) GR111902 (CON- 80002888) SUB 6170A??0535601(DA045 547)	79,823	
93.279	DRUG ABUSE AND ADDICTION RESEARCH PROGRAMS		PASS-THROUGH	YALE UNIVERSITY		29,213	
93.279	DRUG ABUSE AND ADDICTION RESEARCH PROGRAMS		PASS-THROUGH	YALE UNIVERSITY		58,879	
93.279	DRUG ABUSE AND ADDICTION RESEARCH PROGRAMS		PASS-THROUGH	YALE UNIVERSITY		11,775	
93.279	DRUG ABUSE AND ADDICTION RESEARCH PROGRAMS		PASS-THROUGH	BOSTON MEDICAL CENTER		19,877	
93.279	DRUG ABUSE AND ADDICTION RESEARCH PROGRAMS		PASS-THROUGH	MIRIAM HOSPITAL		13,917	
93.279	DRUG ABUSE AND ADDICTION RESEARCH PROGRAMS Total				7147185EFD	72,376,141	9,154,841
93.279	COVID-19 - DRUG ABUSE AND ADDICTION RESEARCH PROGRAMS	COVID-19	DIRECT	DEPARTMENT OF HEALTH AND HUMAN SERVICES (HHS)	VARIOUS	1,481,327	30,000
93.279	COVID-19 - DRUG ABUSE AND ADDICTION RESEARCH PROGRAMS	COVID-19	PASS-THROUGH	CHILDREN'S HOSPITAL LOS ANGELES	SUB 000013208-B (DA041048)	2,670	
93.279	COVID-19 - DRUG ABUSE AND ADDICTION RESEARCH PROGRAMS	COVID-19	PASS-THROUGH	RAND CORPORATION	SCON-00000403	5,008	
93.279	COVID-19 - DRUG ABUSE AND ADDICTION RESEARCH PROGRAMS	COVID-19	PASS-THROUGH	MIRIAM HOSPITAL		5,523	
93.279	COVID-19 - DRUG ABUSE AND ADDICTION RESEARCH PROGRAMS Total				7147185JEJ	1,494,528	30,000
93.281	MENTAL HEALTH RESEARCH CAREER/SCIENTIST DEVELOPMENT AWARDS		DIRECT	DEPARTMENT OF HEALTH AND HUMAN SERVICES (HHS)		(137)	
93.281	MENTAL HEALTH RESEARCH CAREER/SCIENTIST DEVELOPMENT AWARDS Total				VARIOUS	(137)	
93.283	CENTERS FOR DISEASE CONTROL AND PREVENTION INVESTIGATIONS AND TECHNICAL ASSISTANCE		DIRECT	DEPARTMENT OF HEALTH AND HUMAN SERVICES (HHS)		701,371	
93.283	CENTERS FOR DISEASE CONTROL AND PREVENTION INVESTIGATIONS AND TECHNICAL ASSISTANCE		PASS-THROUGH	CALIFORNIA DEPARTMENT OF PUBLIC HEALTH	VARIOUS	(12,542)	
93.283	CENTERS FOR DISEASE CONTROL AND PREVENTION INVESTIGATIONS AND TECHNICAL ASSISTANCE		PASS-THROUGH	HARVARD PILGRIM HEALTH CARE	A18-2634-S001	(11,008)	
93.283	CENTERS FOR DISEASE CONTROL AND PREVENTION INVESTIGATIONS AND TECHNICAL ASSISTANCE		PASS-THROUGH	OLIVE VIEW-UCLA EDUCATION & RESEARCH INSTITUTE, INC.	HPHC-205795	73,668	
93.283	CENTERS FOR DISEASE CONTROL AND PREVENTION INVESTIGATIONS AND TECHNICAL ASSISTANCE Total				980016	751,490	
93.286	DISCOVERY AND APPLIED RESEARCH FOR TECHNOLOGICAL INNOVATIONS TO IMPROVE HUMAN HEALTH		DIRECT	DEPARTMENT OF HEALTH AND HUMAN SERVICES (HHS)		29,840,980	4,298,469
93.286	DISCOVERY AND APPLIED RESEARCH FOR TECHNOLOGICAL INNOVATIONS TO IMPROVE HUMAN HEALTH		PASS-THROUGH	ALBANY RESEARCH INSTITUTE, INC.	VARIOUS	54,982	
93.286	DISCOVERY AND APPLIED RESEARCH FOR TECHNOLOGICAL INNOVATIONS TO IMPROVE HUMAN HEALTH		PASS-THROUGH	BOSTON UNIVERSITY	HRI-05615100	217,781	
93.286	DISCOVERY AND APPLIED RESEARCH FOR TECHNOLOGICAL INNOVATIONS TO IMPROVE HUMAN HEALTH		PASS-THROUGH	CANON MEDICAL RESEARCH USA, INC.	4500003479	66,706	
93.286	DISCOVERY AND APPLIED RESEARCH FOR TECHNOLOGICAL INNOVATIONS TO IMPROVE HUMAN HEALTH		PASS-THROUGH	CASE WESTERN RESERVE UNIVERSITY	A20-3822	440,295	
93.286	DISCOVERY AND APPLIED RESEARCH FOR TECHNOLOGICAL INNOVATIONS TO IMPROVE HUMAN HEALTH		PASS-THROUGH	CASE WESTERN RESERVE UNIVERSITY	R01EB028635	67,830	
93.286	DISCOVERY AND APPLIED RESEARCH FOR TECHNOLOGICAL INNOVATIONS TO IMPROVE HUMAN HEALTH		PASS-THROUGH	CELSENSE, INC.	RES514345	182,615	
93.286	DISCOVERY AND APPLIED RESEARCH FOR TECHNOLOGICAL INNOVATIONS TO IMPROVE HUMAN HEALTH		PASS-THROUGH	COLD SPRING HARBOR LABORATORY	SUB 20194123(EB023761)	67,039	
93.286	DISCOVERY AND APPLIED RESEARCH FOR TECHNOLOGICAL INNOVATIONS TO IMPROVE HUMAN HEALTH		PASS-THROUGH	EMORY UNIVERSITY	64700313 - PO# 921066-SV	45,972	
93.286	DISCOVERY AND APPLIED RESEARCH FOR TECHNOLOGICAL INNOVATIONS TO IMPROVE HUMAN HEALTH		PASS-THROUGH	EMORY UNIVERSITY	A248488	187,105	
93.286	DISCOVERY AND APPLIED RESEARCH FOR TECHNOLOGICAL INNOVATIONS TO IMPROVE HUMAN HEALTH		PASS-THROUGH	EMORY UNIVERSITY	A370053	(233)	
93.286	DISCOVERY AND APPLIED RESEARCH FOR TECHNOLOGICAL INNOVATIONS TO IMPROVE HUMAN HEALTH		PASS-THROUGH	EMORY UNIVERSITY	MURTHY N0116	29,436	
93.286	DISCOVERY AND APPLIED RESEARCH FOR TECHNOLOGICAL INNOVATIONS TO IMPROVE HUMAN HEALTH		PASS-THROUGH	EMORY UNIVERSITY	SUB A306146(EB028350)	758,322	
93.286	DISCOVERY AND APPLIED RESEARCH FOR TECHNOLOGICAL INNOVATIONS TO IMPROVE HUMAN HEALTH		PASS-THROUGH	GE GLOBAL RESEARCH	SUB A398050(EB027690)	212,047	
93.286	DISCOVERY AND APPLIED RESEARCH FOR TECHNOLOGICAL INNOVATIONS TO IMPROVE HUMAN HEALTH		PASS-THROUGH	INFRADERM, LLC	401115242	8,731	
93.286	DISCOVERY AND APPLIED RESEARCH FOR TECHNOLOGICAL INNOVATIONS TO IMPROVE HUMAN HEALTH		PASS-THROUGH	MAGNETIC INSIGHT INC.	I-216882	274,211	
93.286	DISCOVERY AND APPLIED RESEARCH FOR TECHNOLOGICAL INNOVATIONS TO IMPROVE HUMAN HEALTH		PASS-THROUGH	MASSACHUSETTS GENERAL HOSPITAL	050057	114,877	
93.286	DISCOVERY AND APPLIED RESEARCH FOR TECHNOLOGICAL INNOVATIONS TO IMPROVE HUMAN HEALTH		PASS-THROUGH	MAYO CLINIC/MAYO FOUNDATION FOR MEDICAL EDUCATION & RESEARCH	SUB 237053 (3U54EB015408-08...	5,911	
93.286	DISCOVERY AND APPLIED RESEARCH FOR TECHNOLOGICAL INNOVATIONS TO IMPROVE HUMAN HEALTH		PASS-THROUGH	SOFIE BIOSCIENCES, INC	THE-271383/PO #67480808	50,230	
					A132313		

**University of California**  
**Schedule of Expenditures of Federal Awards**

*For the Fiscal Year Ended  
June 30, 2021  
(Expressed in whole dollars)*

**Research And Development Cluster**

Assistance Listing Number	Federal Program Title	Additional Award Identification	Direct / Pass-Through	Agency or Pass-Through Entity	Pass-Through No. or Other Identifier	Federal Expenditures	Passed-Through to Subrecipients
93.286	DISCOVERY AND APPLIED RESEARCH FOR TECHNOLOGICAL INNOVATIONS TO IMPROVE HUMAN HEALTH		PASS-THROUGH	STANFORD UNIVERSITY		(281)	
93.286	DISCOVERY AND APPLIED RESEARCH FOR TECHNOLOGICAL INNOVATIONS TO IMPROVE HUMAN HEALTH		PASS-THROUGH	STANFORD UNIVERSITY	6066440 0615	190,831	
93.286	DISCOVERY AND APPLIED RESEARCH FOR TECHNOLOGICAL INNOVATIONS TO IMPROVE HUMAN HEALTH		PASS-THROUGH	STANFORD UNIVERSITY	61799594-131106	400,316	
93.286	DISCOVERY AND APPLIED RESEARCH FOR TECHNOLOGICAL INNOVATIONS TO IMPROVE HUMAN HEALTH		PASS-THROUGH	STANFORD UNIVERSITY	61947242-44290	284,743	
93.286	DISCOVERY AND APPLIED RESEARCH FOR TECHNOLOGICAL INNOVATIONS TO IMPROVE HUMAN HEALTH		PASS-THROUGH	STANFORD UNIVERSITY	62416670-154145	78,758	
93.286	DISCOVERY AND APPLIED RESEARCH FOR TECHNOLOGICAL INNOVATIONS TO IMPROVE HUMAN HEALTH		PASS-THROUGH	STANFORD UNIVERSITY	R01EB028646	81,901	
93.286	DISCOVERY AND APPLIED RESEARCH FOR TECHNOLOGICAL INNOVATIONS TO IMPROVE HUMAN HEALTH		PASS-THROUGH	UNIVERSITY OF ARIZONA	SUB 61456675-125287 (EB018302)	40,277	
93.286	DISCOVERY AND APPLIED RESEARCH FOR TECHNOLOGICAL INNOVATIONS TO IMPROVE HUMAN HEALTH		PASS-THROUGH	UNIVERSITY OF MASSACHUSETTS MEDICAL SCHOOL	482236	128,498	
93.286	DISCOVERY AND APPLIED RESEARCH FOR TECHNOLOGICAL INNOVATIONS TO IMPROVE HUMAN HEALTH		PASS-THROUGH	UNIVERSITY OF MASSACHUSETTS MEDICAL SCHOOL	SUB OSP2016194 (EB0119936)	31,844	
93.286	DISCOVERY AND APPLIED RESEARCH FOR TECHNOLOGICAL INNOVATIONS TO IMPROVE HUMAN HEALTH		PASS-THROUGH	UNIVERSITY OF MEMPHIS	WA00433491/OSP20161 97	(9,748)	
93.286	DISCOVERY AND APPLIED RESEARCH FOR TECHNOLOGICAL INNOVATIONS TO IMPROVE HUMAN HEALTH		PASS-THROUGH	UNIVERSITY OF MEMPHIS	20142031	(7)	
93.286	DISCOVERY AND APPLIED RESEARCH FOR TECHNOLOGICAL INNOVATIONS TO IMPROVE HUMAN HEALTH		PASS-THROUGH	UNIVERSITY OF MEMPHIS	A124520	19,589	
93.286	DISCOVERY AND APPLIED RESEARCH FOR TECHNOLOGICAL INNOVATIONS TO IMPROVE HUMAN HEALTH		PASS-THROUGH	UNIVERSITY OF MEMPHIS	A21-0019-S002	802	
93.286	DISCOVERY AND APPLIED RESEARCH FOR TECHNOLOGICAL INNOVATIONS TO IMPROVE HUMAN HEALTH		PASS-THROUGH	YALE UNIVERSITY	SUB NONE (EB020404)	1,995	
93.286	DISCOVERY AND APPLIED RESEARCH FOR TECHNOLOGICAL INNOVATIONS TO IMPROVE HUMAN HEALTH		PASS-THROUGH	YALE UNIVERSITY	17A12668	169,490	
93.286	DISCOVERY AND APPLIED RESEARCH FOR TECHNOLOGICAL INNOVATIONS TO IMPROVE HUMAN HEALTH		PASS-THROUGH	NORTHERN CALIFORNIA INSTITUTE FOR RESEARCH AND EDUCATION	U01EB029811	69,395	
93.286	DISCOVERY AND APPLIED RESEARCH FOR TECHNOLOGICAL INNOVATIONS TO IMPROVE HUMAN HEALTH		PASS-THROUGH	SUNY UNIVERSITY AT BUFFALO	VU2193-01	73,828	
93.286	DISCOVERY AND APPLIED RESEARCH FOR TECHNOLOGICAL INNOVATIONS TO IMPROVE HUMAN HEALTH				R1238994	34,187,067	4,298,469
93.286	COVID-19 - DISCOVERY AND APPLIED RESEARCH FOR TECHNOLOGICAL INNOVATIONS TO IMPROVE HUMAN HEALTH	COVID-19	DIRECT	DEPARTMENT OF HEALTH AND HUMAN SERVICES (HHS)	VARIOUS	1,175,196	102,807
93.286	COVID-19 - DISCOVERY AND APPLIED RESEARCH FOR TECHNOLOGICAL INNOVATIONS TO IMPROVE HUMAN HEALTH	COVID-19	PASS-THROUGH	GLADSTONE INSTITUTES	SC-00033	263,622	
93.286	COVID-19 - DISCOVERY AND APPLIED RESEARCH FOR TECHNOLOGICAL INNOVATIONS TO IMPROVE HUMAN HEALTH	COVID-19	PASS-THROUGH	UNIVERSITY OF MASSACHUSETTS MEDICAL SCHOOL	OSP/WPM33765-UCSF	8,036,343	
93.286	COVID-19 - DISCOVERY AND APPLIED RESEARCH FOR TECHNOLOGICAL INNOVATIONS TO IMPROVE HUMAN HEALTH					9,475,161	102,807
93.297	TEENAGE PREGNANCY PREVENTION PROGRAM		DIRECT	DEPARTMENT OF HEALTH AND HUMAN SERVICES (HHS)	VARIOUS	1,278,694	248,318
93.297	TEENAGE PREGNANCY PREVENTION PROGRAM					1,278,694	248,318
93.300	NATIONAL CENTER FOR HEALTH WORKFORCE ANALYSIS		DIRECT	DEPARTMENT OF HEALTH AND HUMAN SERVICES (HHS)	VARIOUS	375,365	25,056
93.300	NATIONAL CENTER FOR HEALTH WORKFORCE ANALYSIS		PASS-THROUGH	HEALTH RESEARCH, INC.	4925-04	184,155	
93.300	NATIONAL CENTER FOR HEALTH WORKFORCE ANALYSIS					559,521	25,056
93.300	COVID-19 - NATIONAL CENTER FOR HEALTH WORKFORCE ANALYSIS	COVID-19	DIRECT	DEPARTMENT OF HEALTH AND HUMAN SERVICES (HHS)	VARIOUS	79,432	
93.300	COVID-19 - NATIONAL CENTER FOR HEALTH WORKFORCE ANALYSIS					79,432	
93.307	MINORITY HEALTH AND HEALTH DISPARITIES RESEARCH		DIRECT	DEPARTMENT OF HEALTH AND HUMAN SERVICES (HHS)	VARIOUS	14,315,687	2,056,755
93.307	MINORITY HEALTH AND HEALTH DISPARITIES RESEARCH		PASS-THROUGH	ALBERT EINSTEIN COLLEGE OF MEDICINE	SUB:31106A (MD011389)	19,530	
93.307	MINORITY HEALTH AND HEALTH DISPARITIES RESEARCH		PASS-THROUGH	AMERICAN COLLEGE OF SURGEONS	24292GP001UCLA:2	46,907	
93.307	MINORITY HEALTH AND HEALTH DISPARITIES RESEARCH		PASS-THROUGH	BRIGHTMAN AND WOMEN'S HOSPITAL	122876	23,364	
93.307	MINORITY HEALTH AND HEALTH DISPARITIES RESEARCH		PASS-THROUGH	CHARLES R. DREW UNIVERSITY OF MEDICINE AND SCIENCE	20183816	8,593	
93.307	MINORITY HEALTH AND HEALTH DISPARITIES RESEARCH		PASS-THROUGH	CHARLES R. DREW UNIVERSITY OF MEDICINE AND SCIENCE	20193801	217,985	
93.307	MINORITY HEALTH AND HEALTH DISPARITIES RESEARCH		PASS-THROUGH	CHILDREN'S HOSPITAL MEDICAL CENTER OF CINCINNATI	308648	30,916	
93.307	MINORITY HEALTH AND HEALTH DISPARITIES RESEARCH		PASS-THROUGH	DREXEL UNIVERSITY	900109	110,640	
93.307	MINORITY HEALTH AND HEALTH DISPARITIES RESEARCH		PASS-THROUGH	FLORIDA INTERNATIONAL UNIVERSITY	000255	59,566	
93.307	MINORITY HEALTH AND HEALTH DISPARITIES RESEARCH		PASS-THROUGH	HELUNA HEALTH	5R01MD010678-05	23,582	
93.307	MINORITY HEALTH AND HEALTH DISPARITIES RESEARCH		PASS-THROUGH	KAISER PERMANENTE DIVISION OF RESEARCH	OOS030491-UCSF	152,535	
93.307	MINORITY HEALTH AND HEALTH DISPARITIES RESEARCH		PASS-THROUGH	MEHARRY MEDICAL COLLEGE	170406MFL060	28,264	
93.307	MINORITY HEALTH AND HEALTH DISPARITIES RESEARCH		PASS-THROUGH	MOREHOUSE COLLEGE		(752)	
93.307	MINORITY HEALTH AND HEALTH DISPARITIES RESEARCH		PASS-THROUGH	NORTHWESTERN UNIVERSITY	001UCLA16 SP0041722- PROJ0011727-A03	60,138	

**University of California**  
**Schedule of Expenditures of Federal Awards**

*For the Fiscal Year Ended*  
*June 30, 2021*  
*(Expressed in whole dollars)*

**Research And Development Cluster**

Assistance Listing Number	Federal Program Title	Additional Award Identification	Direct / Pass-Through	Agency or Pass-Through Entity	Pass-Through No. or Other Identifier	Federal Expenditures	Passed-Through to Subrecipients
93.307	MINORITY HEALTH AND HEALTH DISPARITIES RESEARCH		PASS-THROUGH	NYU LANGONE HEALTH SYSTEM	17-A0-00-007341-01	71,745	
93.307	MINORITY HEALTH AND HEALTH DISPARITIES RESEARCH		PASS-THROUGH	PACIFIC INSTITUTE FOR RESEARCH AND EVALUATION		11,106	
93.307	MINORITY HEALTH AND HEALTH DISPARITIES RESEARCH		PASS-THROUGH	PACIFIC INSTITUTE FOR RESEARCH AND EVALUATION	SUB 0784 (MD010292)	5,305	
93.307	MINORITY HEALTH AND HEALTH DISPARITIES RESEARCH		PASS-THROUGH	RAND CORPORATION	20174985(MD011648)	26,445	
93.307	MINORITY HEALTH AND HEALTH DISPARITIES RESEARCH		PASS-THROUGH	RAND CORPORATION	9920160089:1	18,934	
93.307	MINORITY HEALTH AND HEALTH DISPARITIES RESEARCH		PASS-THROUGH	RAND CORPORATION	9920180006:02	79,543	
93.307	MINORITY HEALTH AND HEALTH DISPARITIES RESEARCH		PASS-THROUGH	STANFORD UNIVERSITY	SCON-00000204	18,943	
93.307	MINORITY HEALTH AND HEALTH DISPARITIES RESEARCH		PASS-THROUGH	UNIVERSITY OF COLORADO DENVER	62567278-180400	86,555	
93.307	MINORITY HEALTH AND HEALTH DISPARITIES RESEARCH		PASS-THROUGH	UNIVERSITY OF NORTH CAROLINA AT CHAPEL HILL	FY19.001.005	3,103	
93.307	MINORITY HEALTH AND HEALTH DISPARITIES RESEARCH		PASS-THROUGH	UNIVERSITY OF NORTH TEXAS HEALTH SCIENCE CENTER	5112764	2,846	
93.307	MINORITY HEALTH AND HEALTH DISPARITIES RESEARCH		PASS-THROUGH	UNIVERSITY OF PITTSBURGH	RF00115-2018-0131	1,174	
93.307	MINORITY HEALTH AND HEALTH DISPARITIES RESEARCH		PASS-THROUGH	UNIVERSITY OF PITTSBURGH	0047269	159,010	
93.307	MINORITY HEALTH AND HEALTH DISPARITIES RESEARCH		PASS-THROUGH	UNIVERSITY OF SOUTH FLORIDA	CNVA00056157 (130212-2)	70,720	
93.307	MINORITY HEALTH AND HEALTH DISPARITIES RESEARCH		PASS-THROUGH	UNIVERSITY OF UTAH	6408-1117-00-D	11,661	
93.307	MINORITY HEALTH AND HEALTH DISPARITIES RESEARCH		PASS-THROUGH	WHITE MEMORIAL MEDICAL CENTER	10046254-01:1	14,436	
93.307	MINORITY HEALTH AND HEALTH DISPARITIES RESEARCH Total				20201994	15,678,479	2,056,755
93.307	COVID-19 - MINORITY HEALTH AND HEALTH DISPARITIES RESEARCH	COVID-19	DIRECT	DEPARTMENT OF HEALTH AND HUMAN SERVICES (HHS)	VARIOUS	4,324	
93.307	COVID-19 - MINORITY HEALTH AND HEALTH DISPARITIES RESEARCH Total					4,324	
93.310	TRANS-NIH RESEARCH SUPPORT		DIRECT	DEPARTMENT OF HEALTH AND HUMAN SERVICES (HHS)	VARIOUS	61,975,303	13,486,002
93.310	TRANS-NIH RESEARCH SUPPORT		PASS-THROUGH	CALIFORNIA STATE UNIVERSITY, SAN FRANCISCO STATE UNIVERSITY, SAN FRANCISCO STATE UNIVERSITY, SAN FRANCISCO STATE UNIVERSITY, SAN FRANCISCO STATE UNIVERSITY	S19-0019	452,223	
93.310	TRANS-NIH RESEARCH SUPPORT		PASS-THROUGH	CALIFORNIA STATE UNIVERSITY, SAN FRANCISCO STATE UNIVERSITY, SAN FRANCISCO STATE UNIVERSITY, SAN FRANCISCO STATE UNIVERSITY	S20-0002	92,569	
93.310	TRANS-NIH RESEARCH SUPPORT		PASS-THROUGH	CALIFORNIA STATE UNIVERSITY, SAN FRANCISCO STATE UNIVERSITY, SAN FRANCISCO STATE UNIVERSITY, SAN FRANCISCO STATE UNIVERSITY	S20-0003	250,663	
93.310	TRANS-NIH RESEARCH SUPPORT		PASS-THROUGH	CARNEGIE MELLON UNIVERSITY	1090661-437189	268,905	
93.310	TRANS-NIH RESEARCH SUPPORT		PASS-THROUGH	CARNEGIE MELLON UNIVERSITY	A19-0387-002	106,402	
93.310	TRANS-NIH RESEARCH SUPPORT		PASS-THROUGH	DREXEL UNIVERSITY	A18-2664	332,422	
93.310	TRANS-NIH RESEARCH SUPPORT		PASS-THROUGH	DREXEL UNIVERSITY	A18-2666	193,549	
93.310	TRANS-NIH RESEARCH SUPPORT		PASS-THROUGH	DUKE UNIVERSITY	A03-2346	32,949	
93.310	TRANS-NIH RESEARCH SUPPORT		PASS-THROUGH	DUKE UNIVERSITY	A03-2350	2,322	
93.310	TRANS-NIH RESEARCH SUPPORT		PASS-THROUGH	DUKE UNIVERSITY	A03-2352	79,630	
93.310	TRANS-NIH RESEARCH SUPPORT		PASS-THROUGH	DUKE UNIVERSITY	A03-3815	23,046	
93.310	TRANS-NIH RESEARCH SUPPORT		PASS-THROUGH	DUKE UNIVERSITY	A03-3822	118,584	
93.310	TRANS-NIH RESEARCH SUPPORT		PASS-THROUGH	GLADSTONE INSTITUTES	R2500-A	145,133	
93.310	TRANS-NIH RESEARCH SUPPORT		PASS-THROUGH	GLADSTONE INSTITUTES	SC-00034	31,660	
93.310	TRANS-NIH RESEARCH SUPPORT		PASS-THROUGH	HARVARD PILGRIM HEALTH CARE	PH000615C	7,758	
93.310	TRANS-NIH RESEARCH SUPPORT		PASS-THROUGH	HARVARD UNIVERSITY	U01HG007530	107,495	
93.310	TRANS-NIH RESEARCH SUPPORT		PASS-THROUGH	JOHNS HOPKINS UNIVERSITY	A20-0357	195,567	
93.310	TRANS-NIH RESEARCH SUPPORT		PASS-THROUGH	MEDICAL COLLEGE OF WISCONSIN	11B	85,186	
93.310	TRANS-NIH RESEARCH SUPPORT		PASS-THROUGH	MEDICAL COLLEGE OF WISCONSIN	7C	48,666	
93.310	TRANS-NIH RESEARCH SUPPORT		PASS-THROUGH	MEDICAL COLLEGE OF WISCONSIN	A20-2921	77,198	
93.310	TRANS-NIH RESEARCH SUPPORT		PASS-THROUGH	MEDICAL COLLEGE OF WISCONSIN	A20-2938	114,383	
93.310	TRANS-NIH RESEARCH SUPPORT		PASS-THROUGH	MEDICAL COLLEGE OF WISCONSIN	MCW 138FP13962	3,940	
93.310	TRANS-NIH RESEARCH SUPPORT		PASS-THROUGH	MEDICAL COLLEGE OF WISCONSIN	U24HG010423	198,921	
93.310	TRANS-NIH RESEARCH SUPPORT		PASS-THROUGH	MOREHOUSE SCHOOL OF MEDICINE	U01UCI003	35,870	
93.310	TRANS-NIH RESEARCH SUPPORT		PASS-THROUGH	NEW YORK UNIVERSITY	16-A0-00-006256-01	315,538	
93.310	TRANS-NIH RESEARCH SUPPORT		PASS-THROUGH	NEW YORK UNIVERSITY	19-A0-00-1003237	359,421	
93.310	TRANS-NIH RESEARCH SUPPORT		PASS-THROUGH	NORTHWESTERN UNIVERSITY	60054840 UCSF	117,843	
93.310	TRANS-NIH RESEARCH SUPPORT		PASS-THROUGH	OHIO STATE UNIVERSITY	60072959	522,862	
93.310	TRANS-NIH RESEARCH SUPPORT		PASS-THROUGH	RHODE ISLAND HOSPITAL	7137538	378,012	
93.310	TRANS-NIH RESEARCH SUPPORT		PASS-THROUGH	SALK INSTITUTE FOR BIOLOGICAL STUDIES	SUB NONE (EB021247)	5,847	
93.310	TRANS-NIH RESEARCH SUPPORT		PASS-THROUGH	SALK INSTITUTE FOR BIOLOGICAL STUDIES	SUB P1057617 (DA047731)	130,496	
93.310	TRANS-NIH RESEARCH SUPPORT		PASS-THROUGH	THE CALIFORNIA MEDICAL INNOVATIONS INSTITUTE, INC.	SUB 2019-003 (OT20D028203)	5,885	
93.310	TRANS-NIH RESEARCH SUPPORT		PASS-THROUGH	UNIVERSITY OF ILLINOIS AT URBANA-CHAMPAIGN	093670-17188	2,065,760	
93.310	TRANS-NIH RESEARCH SUPPORT		PASS-THROUGH	UNIVERSITY OF IOWA	SUB 500564-02 (AG055133)	52,549	
93.310	TRANS-NIH RESEARCH SUPPORT		PASS-THROUGH	UNIVERSITY OF MARYLAND	OD025459	981,856	
93.310	TRANS-NIH RESEARCH SUPPORT		PASS-THROUGH	UNIVERSITY OF MASSACHUSETTS AMHERST	WA00363865/OSP2016101	15,420	
93.310	TRANS-NIH RESEARCH SUPPORT		PASS-THROUGH	UNIVERSITY OF NEW MEXICO	3RGH1	428,156	
93.310	TRANS-NIH RESEARCH SUPPORT		PASS-THROUGH	UNIVERSITY OF NORTH CAROLINA AT CHAPEL HILL	5111421	442,591	
93.310	TRANS-NIH RESEARCH SUPPORT		PASS-THROUGH	UNIVERSITY OF ROCHESTER	416985-GIUR FAO GR510571-CYC4	110,219	
93.310	TRANS-NIH RESEARCH SUPPORT		PASS-THROUGH	UNIVERSITY OF SOUTHERN CALIFORNIA	135974483	68,560	
93.310	TRANS-NIH RESEARCH SUPPORT		PASS-THROUGH	UNIVERSITY OF SOUTHERN CALIFORNIA	20180611	122,896	
93.310	TRANS-NIH RESEARCH SUPPORT		PASS-THROUGH	UNIVERSITY OF SOUTHERN CALIFORNIA	89820331:2	61,071	
93.310	TRANS-NIH RESEARCH SUPPORT		PASS-THROUGH	UNIVERSITY OF SOUTHERN CALIFORNIA	SUB 111515702 (CA229445)	34,304	
93.310	TRANS-NIH RESEARCH SUPPORT		PASS-THROUGH	UNIVERSITY OF WASHINGTON	UWSC10689	1,301,311	
93.310	TRANS-NIH RESEARCH SUPPORT		PASS-THROUGH	UNIVERSITY OF WASHINGTON	UWSC11544	151,071	
93.310	TRANS-NIH RESEARCH SUPPORT		PASS-THROUGH	UNIVERSITY OF WISCONSIN-MADISON	0000000237:1	155,065	
93.310	TRANS-NIH RESEARCH SUPPORT		PASS-THROUGH	UNIVERSITY OF WISCONSIN-MADISON	0000000302	217,564	
93.310	TRANS-NIH RESEARCH SUPPORT		PASS-THROUGH	WAKE FOREST UNIVERSITY	U54DA049113	55,133	
93.310	TRANS-NIH RESEARCH SUPPORT		PASS-THROUGH	YESHIVA UNIVERSITY	310036	(451)	
93.310	TRANS-NIH RESEARCH SUPPORT		PASS-THROUGH	RESEARCH FOUNDATION FOR STATE UNIVERSITY OF NEW YORK	SUB R1112800(CA221244)	17,732	
93.310	TRANS-NIH RESEARCH SUPPORT		PASS-THROUGH	RESEARCH FOUNDATION FOR STATE UNIVERSITY OF NEW YORK	U01CA221244	13,915	
93.310	TRANS-NIH RESEARCH SUPPORT		PASS-THROUGH	JACKSON LABORATORY	3UM1OD023222-08S3	65,661	
93.310	TRANS-NIH RESEARCH SUPPORT Total					73,176,632	13,486,002
93.310	COVID-19 - TRANS-NIH RESEARCH SUPPORT	COVID-19	DIRECT	DEPARTMENT OF HEALTH AND HUMAN SERVICES (HHS)	VARIOUS	4,347,511	300,448
93.310	COVID-19 - TRANS-NIH RESEARCH SUPPORT	COVID-19	PASS-THROUGH	UNIVERSITY OF NEW MEXICO	3RGH1	80,750	



**University of California**  
**Schedule of Expenditures of Federal Awards**

*For the Fiscal Year Ended  
June 30, 2021  
(Expressed in whole dollars)*

**Research And Development Cluster**

Assistance Listing Number	Federal Program Title	Additional Award Identification	Direct / Pass-Through	Agency or Pass-Through Entity	Pass-Through No. or Other Identifier	Federal Expenditures	Passed-Through to Subrecipients
93.310	COVID-19 - TRANS-NIH RESEARCH SUPPORT Total					4,428,261	300,448
93.317	EMERGING INFECTIONS PROGRAMS		DIRECT	DEPARTMENT OF HEALTH AND HUMAN SERVICES (HHS)	VARIOUS	27,977	
93.317	EMERGING INFECTIONS PROGRAMS		PASS-THROUGH	HELUNA HEALTH	000833609	79,954	
93.317	EMERGING INFECTIONS PROGRAMS		PASS-THROUGH	HELUNA HEALTH	046669	(175)	
93.317	EMERGING INFECTIONS PROGRAMS		PASS-THROUGH	HELUNA HEALTH	047073	(170)	
93.317	EMERGING INFECTIONS PROGRAMS		PASS-THROUGH	HELUNA HEALTH	050998	42,226	
93.317	EMERGING INFECTIONS PROGRAMS		PASS-THROUGH	HELUNA HEALTH	235.013.920	54,251	
93.317	EMERGING INFECTIONS PROGRAMS		PASS-THROUGH	HELUNA HEALTH		189,759	
93.317	EMERGING INFECTIONS PROGRAMS Total				6NU50CK000482-04-01	393,823	
93.323	EPIDEMIOLOGY AND LABORATORY CAPACITY FOR INFECTIOUS DISEASES (ELC)		PASS-THROUGH	HELUNA HEALTH		17,474	
93.323	EPIDEMIOLOGY AND LABORATORY CAPACITY FOR INFECTIOUS DISEASES (ELC)		PASS-THROUGH	HELUNA HEALTH	0187.2607	40,587	
93.323	EPIDEMIOLOGY AND LABORATORY CAPACITY FOR INFECTIOUS DISEASES (ELC) Total				051084	58,061	
93.323	COVID-19 - EPIDEMIOLOGY AND LABORATORY CAPACITY FOR INFECTIOUS DISEASES (ELC)	COVID-19	PASS-THROUGH	HELUNA HEALTH		432,622	
93.323	COVID-19 - EPIDEMIOLOGY AND LABORATORY CAPACITY FOR INFECTIOUS DISEASES (ELC) Total				0187.3308	432,622	
93.326	STRENGTHENING PUBLIC HEALTH THROUGH SURVEILLANCE, EPIDEMIOLOGIC RESEARCH, DISEASE DETECTION AND PREVENTION		PASS-THROUGH	UNIVERSITY OF HAWAII AT MANOA		39,134	
93.326	STRENGTHENING PUBLIC HEALTH THROUGH SURVEILLANCE, EPIDEMIOLOGIC RESEARCH, DISEASE DETECTION AND PREVENTION Total				KA1552	39,134	
93.350	NATIONAL CENTER FOR ADVANCING TRANSLATIONAL SCIENCES		DIRECT	DEPARTMENT OF HEALTH AND HUMAN SERVICES (HHS)	VARIOUS	45,995,617	4,370,627
93.350	NATIONAL CENTER FOR ADVANCING TRANSLATIONAL SCIENCES		PASS-THROUGH	BOSTON UNIVERSITY		5,275	
93.350	NATIONAL CENTER FOR ADVANCING TRANSLATIONAL SCIENCES		PASS-THROUGH	CHILDREN'S HOSPITAL OF PHILADELPHIA	4500003367	5,871	
93.350	NATIONAL CENTER FOR ADVANCING TRANSLATIONAL SCIENCES		PASS-THROUGH	COLLABORATIONS PHARMACEUTICALS, INC.	FP00015737-10	14,937	
93.350	NATIONAL CENTER FOR ADVANCING TRANSLATIONAL SCIENCES		PASS-THROUGH	GEORGIA TECH RESEARCH CORPORATION	SUB 20171862(TR002084)	34,476	
93.350	NATIONAL CENTER FOR ADVANCING TRANSLATIONAL SCIENCES		PASS-THROUGH	INSTITUTE FOR SYSTEMS BIOLOGY	SUB AWD-102041-G1 (E8024322)	249,828	
93.350	NATIONAL CENTER FOR ADVANCING TRANSLATIONAL SCIENCES		PASS-THROUGH	J. CRAIG VENTER INSTITUTE	2020.0001	130,986	
93.350	NATIONAL CENTER FOR ADVANCING TRANSLATIONAL SCIENCES		PASS-THROUGH	J. CRAIG VENTER INSTITUTE	JCVI-16-005	124,910	
93.350	NATIONAL CENTER FOR ADVANCING TRANSLATIONAL SCIENCES		PASS-THROUGH	J. CRAIG VENTER INSTITUTE	SUB JCVI-16-006(TR001801)	60,725	
93.350	NATIONAL CENTER FOR ADVANCING TRANSLATIONAL SCIENCES		PASS-THROUGH	J. CRAIG VENTER INSTITUTE	SUB JCVI-16-008(TR001801)	75,632	
93.350	NATIONAL CENTER FOR ADVANCING TRANSLATIONAL SCIENCES		PASS-THROUGH	MEDICAL UNIVERSITY OF SOUTH CAROLINA	(TR001801)	105,895	
93.350	NATIONAL CENTER FOR ADVANCING TRANSLATIONAL SCIENCES		PASS-THROUGH	NIH NATIONAL CENTER FOR ADVANCING TRANSLATIONAL SCIENCES	SUB A20-0049-S003(TR002628)	17,916	
93.350	NATIONAL CENTER FOR ADVANCING TRANSLATIONAL SCIENCES		PASS-THROUGH	SEATTLE CHILDREN'S HOSPITAL	2020-1405	117,732	61,907
93.350	NATIONAL CENTER FOR ADVANCING TRANSLATIONAL SCIENCES		PASS-THROUGH	SEATTLE CHILDREN'S HOSPITAL	12191SUB	24,932	
93.350	NATIONAL CENTER FOR ADVANCING TRANSLATIONAL SCIENCES		PASS-THROUGH	STANFORD UNIVERSITY	U01TR002487	37,996	
93.350	NATIONAL CENTER FOR ADVANCING TRANSLATIONAL SCIENCES		PASS-THROUGH	STANFORD UNIVERSITY	6210388813558	117,874	
93.350	NATIONAL CENTER FOR ADVANCING TRANSLATIONAL SCIENCES		PASS-THROUGH	THE SCRIPPS RESEARCH INSTITUTE	62103888-135580	140,411	
93.350	NATIONAL CENTER FOR ADVANCING TRANSLATIONAL SCIENCES		PASS-THROUGH	UNIVERSITY OF CINCINNATI	SUB 5-53685 (TR002550)	6,395	
93.350	NATIONAL CENTER FOR ADVANCING TRANSLATIONAL SCIENCES		PASS-THROUGH	UNIVERSITY OF MICHIGAN	009904-018-3	51,501	
93.350	NATIONAL CENTER FOR ADVANCING TRANSLATIONAL SCIENCES		PASS-THROUGH	UNIVERSITY OF PITTSBURGH	U01 TR003409	(3,363)	
93.350	NATIONAL CENTER FOR ADVANCING TRANSLATIONAL SCIENCES		PASS-THROUGH	UNIVERSITY OF PITTSBURGH	0055353 (128885-18)	33,132	
93.350	NATIONAL CENTER FOR ADVANCING TRANSLATIONAL SCIENCES		PASS-THROUGH	UNIVERSITY OF PITTSBURGH	0055353 (128885-20)	37,207	
93.350	NATIONAL CENTER FOR ADVANCING TRANSLATIONAL SCIENCES		PASS-THROUGH	UNIVERSITY OF PITTSBURGH	AWD00000243 (132627-38)	40,747	
93.350	NATIONAL CENTER FOR ADVANCING TRANSLATIONAL SCIENCES		PASS-THROUGH	UNIVERSITY OF PITTSBURGH	AWD00000243 (132627-39)-CYC1	10,730	
93.350	NATIONAL CENTER FOR ADVANCING TRANSLATIONAL SCIENCES		PASS-THROUGH	UNIVERSITY OF PITTSBURGH	SUB 0055353 (128885-16) (TR001	158,687	
93.350	NATIONAL CENTER FOR ADVANCING TRANSLATIONAL SCIENCES		PASS-THROUGH	UNIVERSITY OF PITTSBURGH	SUB AWD00000243 (134445-4) ...	39,033	
93.350	NATIONAL CENTER FOR ADVANCING TRANSLATIONAL SCIENCES		PASS-THROUGH	UNIVERSITY OF SOUTHERN CALIFORNIA	UL1TR001857	30,216	
93.350	NATIONAL CENTER FOR ADVANCING TRANSLATIONAL SCIENCES		PASS-THROUGH	BOSTON CHILDREN'S HOSPITAL	119680831	160,922	
93.350	NATIONAL CENTER FOR ADVANCING TRANSLATIONAL SCIENCES Total				GENFD0001704220:3	47,826,219	4,432,533
93.350	COVID-19 - NATIONAL CENTER FOR ADVANCING TRANSLATIONAL SCIENCES	COVID-19	DIRECT	DEPARTMENT OF HEALTH AND HUMAN SERVICES (HHS)	VARIOUS	1,085,866	
93.350	COVID-19 - NATIONAL CENTER FOR ADVANCING TRANSLATIONAL SCIENCES Total					1,085,866	
93.351	RESEARCH INFRASTRUCTURE PROGRAMS		DIRECT	DEPARTMENT OF HEALTH AND HUMAN SERVICES (HHS)	VARIOUS	38,679,023	3,609,233
93.351	RESEARCH INFRASTRUCTURE PROGRAMS		PASS-THROUGH	COLUMBIA UNIVERSITY	1(GG010910-02)	173	
93.351	RESEARCH INFRASTRUCTURE PROGRAMS		PASS-THROUGH	DUKE UNIVERSITY	K01OD024877	16,447	
93.351	RESEARCH INFRASTRUCTURE PROGRAMS		PASS-THROUGH	EMORY UNIVERSITY	T688100	54,294	
93.351	RESEARCH INFRASTRUCTURE PROGRAMS		PASS-THROUGH	SENSORIIS, INC.	211746-CYC1	(358)	
93.351	RESEARCH INFRASTRUCTURE PROGRAMS		PASS-THROUGH	UNIVERSITY OF FLORIDA	UFDSP00012284	749	
93.351	RESEARCH INFRASTRUCTURE PROGRAMS		PASS-THROUGH	UNIVERSITY OF KANSAS/KU CENTER FOR RESEARCH, INC.	FY2016-054	50,065	
93.351	RESEARCH INFRASTRUCTURE PROGRAMS		PASS-THROUGH	JACKSON LABORATORY	TBI	1,183	

**University of California**  
**Schedule of Expenditures of Federal Awards**

*For the Fiscal Year Ended  
June 30, 2021  
(Expressed in whole dollars)*

**Research And Development Cluster**

Assistance Listing Number	Federal Program Title	Additional Award Identification	Direct / Pass-Through	Agency or Pass-Through Entity	Pass-Through No. or Other Identifier	Federal Expenditures	Passed-Through to Subrecipients
93.351	RESEARCH INFRASTRUCTURE PROGRAMS Total					38,801,577	3,609,233
93.351	COVID-19 - RESEARCH INFRASTRUCTURE PROGRAMS	COVID-19	DIRECT	DEPARTMENT OF HEALTH AND HUMAN SERVICES (HHS)	VARIOUS	302,555	
93.351	COVID-19 - RESEARCH INFRASTRUCTURE PROGRAMS Total					302,555	
93.353	21ST CENTURY CURES ACT - BEAU BIDEN CANCER MOONSHOT		DIRECT	DEPARTMENT OF HEALTH AND HUMAN SERVICES (HHS)	VARIOUS	8,233,721	1,670,160
93.353	21ST CENTURY CURES ACT - BEAU BIDEN CANCER MOONSHOT		PASS-THROUGH	BOSTON UNIVERSITY		15,543	
93.353	21ST CENTURY CURES ACT - BEAU BIDEN CANCER MOONSHOT		PASS-THROUGH	BOSTON UNIVERSITY	4500002986	189,738	
93.353	21ST CENTURY CURES ACT - BEAU BIDEN CANCER MOONSHOT		PASS-THROUGH	CHILDREN'S HOSPITAL OF PHILADELPHIA	4500002989 SUB 3201460821 (CA233285)	261,047	
93.353	21ST CENTURY CURES ACT - BEAU BIDEN CANCER MOONSHOT		PASS-THROUGH	CITY OF HOPE	011639	18,153	
93.353	21ST CENTURY CURES ACT - BEAU BIDEN CANCER MOONSHOT		PASS-THROUGH	DANA-FARBER CANCER INSTITUTE	1205401	408,138	
93.353	21ST CENTURY CURES ACT - BEAU BIDEN CANCER MOONSHOT		PASS-THROUGH	DANA-FARBER CANCER INSTITUTE	1207101	248,628	
93.353	21ST CENTURY CURES ACT - BEAU BIDEN CANCER MOONSHOT		PASS-THROUGH	FRED HUTCHINSON CANCER RESEARCH CENTER	0001004846	364,912	
93.353	21ST CENTURY CURES ACT - BEAU BIDEN CANCER MOONSHOT		PASS-THROUGH	FRED HUTCHINSON CANCER RESEARCH CENTER	0001004851	63,031	
93.353	21ST CENTURY CURES ACT - BEAU BIDEN CANCER MOONSHOT		PASS-THROUGH	KAISER PERMANENTE DIVISION OF RESEARCH		17,035	
93.353	21ST CENTURY CURES ACT - BEAU BIDEN CANCER MOONSHOT		PASS-THROUGH	LA JOLLA INSTITUTE FOR IMMUNOLOGY	RNG210680-UCLA-01 SUB 20188-44-372 (DE028227)	166,959	
93.353	21ST CENTURY CURES ACT - BEAU BIDEN CANCER MOONSHOT		PASS-THROUGH	NATIONWIDE CHILDREN'S HOSPITAL	700179-0623-00	1,041,179	
93.353	21ST CENTURY CURES ACT - BEAU BIDEN CANCER MOONSHOT		PASS-THROUGH	QWIXEL THERAPEUTICS, LLC	20193894	29,928	
93.353	21ST CENTURY CURES ACT - BEAU BIDEN CANCER MOONSHOT		PASS-THROUGH	UNIVERSITY OF COLORADO DENVER	SUB FY20.904.003 (CA244688)	44,358	
93.353	21ST CENTURY CURES ACT - BEAU BIDEN CANCER MOONSHOT		PASS-THROUGH	UNIVERSITY OF TEXAS-M.D. ANDERSON CANCER CENTER	TCIM-D8874	8,647	
93.353	21ST CENTURY CURES ACT - BEAU BIDEN CANCER MOONSHOT Total					11,111,017	1,670,160
93.353	COVID-19 - 21ST CENTURY CURES ACT - BEAU BIDEN CANCER MOONSHOT	COVID-19	DIRECT	DEPARTMENT OF HEALTH AND HUMAN SERVICES (HHS)	VARIOUS	134,141	30,586
93.353	COVID-19 - 21ST CENTURY CURES ACT - BEAU BIDEN CANCER MOONSHOT Total					134,141	30,586
93.359	NURSE EDUCATION, PRACTICE QUALITY AND RETENTION GRANTS		DIRECT	DEPARTMENT OF HEALTH AND HUMAN SERVICES (HHS)	VARIOUS	409,988	175,144
93.359	NURSE EDUCATION, PRACTICE QUALITY AND RETENTION GRANTS Total					409,988	175,144
93.360	BIOMEDICAL ADVANCED RESEARCH AND DEVELOPMENT AUTHORITY (BARDA), BIODEFENSE MEDICAL COUNTERMEASURE DEVELOPMENT		PASS-THROUGH	VAXCYTE, INC.		337,015	
93.360	BIOMEDICAL ADVANCED RESEARCH AND DEVELOPMENT AUTHORITY (BARDA), BIODEFENSE MEDICAL COUNTERMEASURE DEVELOPMENT Total				SUB 20191655 (4500003905)	337,015	
93.360	COVID-19 - BIOMEDICAL ADVANCED RESEARCH AND DEVELOPMENT AUTHORITY (BARDA), BIODEFENSE MEDICAL COUNTERMEASURE DEVELOPMENT	COVID-19	PASS-THROUGH	REGENERON PHARMACEUTICALS, INC.		30,414	
93.360	COVID-19 - BIOMEDICAL ADVANCED RESEARCH AND DEVELOPMENT AUTHORITY (BARDA), BIODEFENSE MEDICAL COUNTERMEASURE DEVELOPMENT Total				6R88-COV-2040	30,414	
93.361	NURSING RESEARCH		DIRECT	DEPARTMENT OF HEALTH AND HUMAN SERVICES (HHS)	VARIOUS	6,765,440	847,128
93.361	NURSING RESEARCH		PASS-THROUGH	BAYLOR COLLEGE OF MEDICINE	7000001104	26,601	
93.361	NURSING RESEARCH		PASS-THROUGH	BROWN UNIVERSITY	SUB 00001219 (NR011295)	1,564	
93.361	NURSING RESEARCH		PASS-THROUGH	CALIFORNIA INSTITUTE OF TECHNOLOGY	S458206	76,226	
93.361	NURSING RESEARCH		PASS-THROUGH	DANA-FARBER CANCER INSTITUTE	1300204	7,363	
93.361	NURSING RESEARCH		PASS-THROUGH	INDIANA UNIVERSITY	5R01NR016116-02	(7.545)	
93.361	NURSING RESEARCH		PASS-THROUGH	KENT STATE UNIVERSITY	403016UCD	9,877	
93.361	NURSING RESEARCH		PASS-THROUGH	MASSACHUSETTS GENERAL HOSPITAL	233238	19,868	
93.361	NURSING RESEARCH		PASS-THROUGH	NEW YORK UNIVERSITY	16-A1-00-005413-01	68,992	
93.361	NURSING RESEARCH		PASS-THROUGH	STANFORD UNIVERSITY	61835904-125082	221,258	
93.361	NURSING RESEARCH		PASS-THROUGH	UNIVERSITY OF COLORADO DENVER	FY17.782.004	213,966	
93.361	NURSING RESEARCH		PASS-THROUGH	UNIVERSITY OF COLORADO DENVER	FY18.105.015	86	
93.361	NURSING RESEARCH		PASS-THROUGH	UNIVERSITY OF COLORADO DENVER	FY19.782.004	3,485	
93.361	NURSING RESEARCH		PASS-THROUGH	UNIVERSITY OF COLORADO DENVER	FY19.961.002	21,506	
93.361	NURSING RESEARCH		PASS-THROUGH	UNIVERSITY OF MICHIGAN	3004518092	93,024	
93.361	NURSING RESEARCH		PASS-THROUGH	UNIVERSITY OF PITTSBURGH	CNVA00050074 (128868-2):3	59	
93.361	NURSING RESEARCH		PASS-THROUGH	UNIVERSITY OF RHODE ISLAND		(2,520)	
93.361	NURSING RESEARCH		PASS-THROUGH	UNIVERSITY OF TENNESSEE	0006806/04162019-CYC1	28,160	
93.361	NURSING RESEARCH		PASS-THROUGH	UNIVERSITY OF TEXAS HEALTH SCIENCE CENTER AT HOUSTON	191328-200626-UCLA:1	6,397	
93.361	NURSING RESEARCH		PASS-THROUGH	UNIVERSITY OF TEXAS HEALTH SCIENCE CENTER AT HOUSTON	0014114A	15,558	
93.361	NURSING RESEARCH		PASS-THROUGH	UNIVERSITY OF WASHINGTON	0014114B	30,175	
93.361	NURSING RESEARCH		PASS-THROUGH	WASHINGTON UNIVERSITY IN ST. LOUIS	UNWSC11333	98,256	
93.361	NURSING RESEARCH		PASS-THROUGH	WASHINGTON UNIVERSITY IN ST. LOUIS	WU-20-274	(202)	
93.361	NURSING RESEARCH		PASS-THROUGH	UNIVERSITY OF COLORADO SYSTEM	WU-20-275	12,090	
93.361	NURSING RESEARCH Total				FY20.961.003	7,709,683	847,128
93.361	COVID-19 - NURSING RESEARCH	COVID-19	DIRECT	DEPARTMENT OF HEALTH AND HUMAN SERVICES (HHS)	VARIOUS	111,440	
93.361	COVID-19 - NURSING RESEARCH Total					111,440	
93.365	SICKLE CELL TREATMENT DEMONSTRATION PROGRAM		PASS-THROUGH	CENTER FOR COMPREHENSIVE CARE & DIAGNOSIS OF INHERITED BLOOD	CIBDXI2015HRSA-BCHO-6	172,966	94,973
93.365	SICKLE CELL TREATMENT DEMONSTRATION PROGRAM Total					172,966	94,973
93.387	NATIONAL AND STATE TOBACCO CONTROL PROGRAM		DIRECT	DEPARTMENT OF HEALTH AND HUMAN SERVICES (HHS)	VARIOUS	646,118	
93.387	NATIONAL AND STATE TOBACCO CONTROL PROGRAM Total					646,118	
93.389	NATIONAL CENTER FOR RESEARCH RESOURCES		DIRECT	DEPARTMENT OF HEALTH AND HUMAN SERVICES (HHS)	VARIOUS	49,926	

**University of California**  
**Schedule of Expenditures of Federal Awards**

*For the Fiscal Year Ended  
June 30, 2021  
(Expressed in whole dollars)*

**Research And Development Cluster**

Assistance Listing Number	Federal Program Title	Additional Award Identification	Direct / Pass-Through	Agency or Pass-Through Entity	Pass-Through No. or Other Identifier	Federal Expenditures	Passed-Through to Subrecipients
93.389	NATIONAL CENTER FOR RESEARCH RESOURCES Total					49,926	
93.389	COVID-19 - NATIONAL CENTER FOR RESEARCH RESOURCES	COVID-19	PASS-THROUGH	VENTUREWELL	30053004 (75N92020Q0087)	5,519	
93.389	COVID-19 - NATIONAL CENTER FOR RESEARCH RESOURCES Total					5,519	
93.393			DIRECT	DEPARTMENT OF HEALTH AND HUMAN SERVICES (HHS)	VARIOUS	32,299,406	5,474,341
93.393	CANCER CAUSE AND PREVENTION RESEARCH		PASS-THROUGH	BAYLOR COLLEGE OF MEDICINE	53465-I	19,967	
93.393	CANCER CAUSE AND PREVENTION RESEARCH		PASS-THROUGH	BECKMAN RESEARCH INSTITUTE OF THE CITY OF HOPE	51974.2001759.669306	30,872	
93.393	CANCER CAUSE AND PREVENTION RESEARCH		PASS-THROUGH	BECKMAN RESEARCH INSTITUTE OF THE CITY OF HOPE	62301.2008722.669302	22,190	
93.393	CANCER CAUSE AND PREVENTION RESEARCH		PASS-THROUGH	CARNEGIE MELLON UNIVERSITY	1090617-430332	26,549	
93.393	CANCER CAUSE AND PREVENTION RESEARCH		PASS-THROUGH	CEDARS-SINAI MEDICAL CENTER	0001684117	74,056	
93.393	CANCER CAUSE AND PREVENTION RESEARCH		PASS-THROUGH	CEDARS-SINAI MEDICAL CENTER	1454643:1	28,129	
93.393	CANCER CAUSE AND PREVENTION RESEARCH		PASS-THROUGH	CHAPMAN UNIVERSITY	500533-SUB1	59,121	
93.393	CANCER CAUSE AND PREVENTION RESEARCH		PASS-THROUGH	CITY OF HOPE	SUB 20201618(CA199277)	103,101	
93.393	CANCER CAUSE AND PREVENTION RESEARCH		PASS-THROUGH	CITY OF HOPE	SUB 51974.2001759.669301 (CA19)	174,186	29,197
93.393	CANCER CAUSE AND PREVENTION RESEARCH		PASS-THROUGH	CORNELL UNIVERSITY	190679	27,843	
93.393	CANCER CAUSE AND PREVENTION RESEARCH		PASS-THROUGH	CORNELL UNIVERSITY	201333-05	65,998	
93.393	CANCER CAUSE AND PREVENTION RESEARCH		PASS-THROUGH	CORNELL UNIVERSITY	204040	9,172	
93.393	CANCER CAUSE AND PREVENTION RESEARCH		PASS-THROUGH	CORNELL UNIVERSITY	SUB 205190 (R01 CA218254)	223,639	
93.393	CANCER CAUSE AND PREVENTION RESEARCH		PASS-THROUGH	DANA-FARBER CANCER INSTITUTE	1201301	68,531	
93.393	CANCER CAUSE AND PREVENTION RESEARCH		PASS-THROUGH	DANA-FARBER CANCER INSTITUTE	1201302:1	117,144	
93.393	CANCER CAUSE AND PREVENTION RESEARCH		PASS-THROUGH	DANA-FARBER CANCER INSTITUTE	1286601	72,272	
93.393	CANCER CAUSE AND PREVENTION RESEARCH		PASS-THROUGH	DARTMOUTH COLLEGE	R1479	28,701	
93.393	CANCER CAUSE AND PREVENTION RESEARCH		PASS-THROUGH	DUKE UNIVERSITY	A031195	33,391	
93.393	CANCER CAUSE AND PREVENTION RESEARCH		PASS-THROUGH	FRED HUTCHINSON CANCER RESEARCH CENTER	0001044610	37,440	
93.393	CANCER CAUSE AND PREVENTION RESEARCH		PASS-THROUGH	GEORGE WASHINGTON UNIVERSITY	18-M65	8,512	
93.393	CANCER CAUSE AND PREVENTION RESEARCH		PASS-THROUGH	GEORGETOWN UNIVERSITY	411513_GR412884-UCSF	30,196	
93.393	CANCER CAUSE AND PREVENTION RESEARCH		PASS-THROUGH	GEORGETOWN UNIVERSITY	411842_GR411064-UCLA:7	33,875	
93.393	CANCER CAUSE AND PREVENTION RESEARCH		PASS-THROUGH	GEORGETOWN UNIVERSITY	424353_GR411040-UCLA	138,906	
93.393	CANCER CAUSE AND PREVENTION RESEARCH		PASS-THROUGH	GEORGETOWN UNIVERSITY	R01CA207361	3,468	
93.393	CANCER CAUSE AND PREVENTION RESEARCH		PASS-THROUGH	HARVARD PILGRIM HEALTH CARE	AH000632	18,158	
93.393	CANCER CAUSE AND PREVENTION RESEARCH		PASS-THROUGH	JOHNS HOPKINS UNIVERSITY	2002945254	24,510	
93.393	CANCER CAUSE AND PREVENTION RESEARCH		PASS-THROUGH	KAISER FOUNDATION RESEARCH INSTITUTION	210094-01	20,395	
93.393	CANCER CAUSE AND PREVENTION RESEARCH		PASS-THROUGH	KAISER FOUNDATION RESEARCH INSTITUTION	P01CA233432	48,846	
93.393	CANCER CAUSE AND PREVENTION RESEARCH		PASS-THROUGH	KAISER FOUNDATION RESEARCH INSTITUTION	RNG211065-UCD-01	45,283	
93.393	CANCER CAUSE AND PREVENTION RESEARCH		PASS-THROUGH	KAISER PERMANENTE DIVISION OF RESEARCH	210094-02	130,564	
93.393	CANCER CAUSE AND PREVENTION RESEARCH		PASS-THROUGH	KAISER PERMANENTE DIVISION OF RESEARCH	210542-03	230,129	
93.393	CANCER CAUSE AND PREVENTION RESEARCH		PASS-THROUGH	KAISER PERMANENTE DIVISION OF RESEARCH	RNG209840-UCSF-01	(3)	
93.393	CANCER CAUSE AND PREVENTION RESEARCH		PASS-THROUGH	MAYO CLINIC/MAYO FOUNDATION FOR MEDICAL EDUCATION & RESEARCH	USF-225625	235,665	
93.393	CANCER CAUSE AND PREVENTION RESEARCH		PASS-THROUGH	MEMORIAL SLOAN-KETTERING CANCER CENTER	BD527671	21,456	
93.393	CANCER CAUSE AND PREVENTION RESEARCH		PASS-THROUGH	NATIONAL CANCER INSTITUTE	10017SC:2	(2,361)	
93.393	CANCER CAUSE AND PREVENTION RESEARCH		PASS-THROUGH	NORTHWESTERN UNIVERSITY	-6004 72 62 U C SF	118,561	
93.393	CANCER CAUSE AND PREVENTION RESEARCH		PASS-THROUGH	PONCE MEDICAL SCHOOL FOUNDATION, INC.	1R21CA233449-01A1	30,734	
93.393	CANCER CAUSE AND PREVENTION RESEARCH		PASS-THROUGH	ROCKEFELLER UNIVERSITY	R01CA204127	54,924	
93.393	CANCER CAUSE AND PREVENTION RESEARCH		PASS-THROUGH	SANFORD BURNHAM PREBYS MEDICAL DISCOVERY INSTITUTE	59856-12856-UCSF	427,782	
93.393	CANCER CAUSE AND PREVENTION RESEARCH		PASS-THROUGH	SEATTLE INSTITUTE FOR BIOMEDICAL AND CLIN RESEARCH	CK11-UCD2	88,226	
93.393	CANCER CAUSE AND PREVENTION RESEARCH		PASS-THROUGH	SEATTLE INSTITUTE FOR BIOMEDICAL AND CLIN RESEARCH	R01CA249307	35,228	
93.393	CANCER CAUSE AND PREVENTION RESEARCH		PASS-THROUGH	STANFORD UNIVERSITY	61959228-130956	21,328	
93.393	CANCER CAUSE AND PREVENTION RESEARCH		PASS-THROUGH	THE UNIVERSITY OF ALABAMA AT BIRMINGHAM	000519160-005	20,332	
93.393	CANCER CAUSE AND PREVENTION RESEARCH		PASS-THROUGH	THOMAS JEFFERSON UNIVERSITY	SUB 080-30000-S27901 (CA21552)	77,086	
93.393	CANCER CAUSE AND PREVENTION RESEARCH		PASS-THROUGH	THRIVORS, INC	A134906	6,087	
93.393	CANCER CAUSE AND PREVENTION RESEARCH		PASS-THROUGH	TULANE UNIVERSITY	TUL-HSC-557431-19/20	45,175	
93.393	CANCER CAUSE AND PREVENTION RESEARCH		PASS-THROUGH	UNIVERSITY OF ARIZONA	R01CA092596	131,464	
93.393	CANCER CAUSE AND PREVENTION RESEARCH		PASS-THROUGH	UNIVERSITY OF HAWAII AT MANOA	KA1363	61,316	
93.393	CANCER CAUSE AND PREVENTION RESEARCH		PASS-THROUGH	UNIVERSITY OF HAWAII AT MANOA	KA1488	184,520	
93.393	CANCER CAUSE AND PREVENTION RESEARCH		PASS-THROUGH	UNIVERSITY OF IOWA	1001588781	70,266	

**University of California**  
**Schedule of Expenditures of Federal Awards**

*For the Fiscal Year Ended*  
*June 30, 2021*  
*(Expressed in whole dollars)*

**Research And Development Cluster**

Assistance Listing Number	Federal Program Title	Additional Award Identification	Direct / Pass-Through	Agency or Pass-Through Entity	Pass-Through No. or Other Identifier	Federal Expenditures	Passed-Through to Subrecipients
93.393	CANCER CAUSE AND PREVENTION RESEARCH		PASS-THROUGH	UNIVERSITY OF MELBOURNE	GL058179- UCSF - Y1	36,662	
93.393	CANCER CAUSE AND PREVENTION RESEARCH		PASS-THROUGH	UNIVERSITY OF MICHIGAN	3004171785:3	36,419	
93.393	CANCER CAUSE AND PREVENTION RESEARCH		PASS-THROUGH	UNIVERSITY OF MICHIGAN	3004700012	22,460	
93.393	CANCER CAUSE AND PREVENTION RESEARCH		PASS-THROUGH	UNIVERSITY OF MICHIGAN	R21CA251343	19,748	
93.393	CANCER CAUSE AND PREVENTION RESEARCH		PASS-THROUGH	UNIVERSITY OF MICHIGAN	SUBK00011264	7,334	
93.393	CANCER CAUSE AND PREVENTION RESEARCH		PASS-THROUGH	UNIVERSITY OF MINNESOTA	P006826901	412	
93.393	CANCER CAUSE AND PREVENTION RESEARCH		PASS-THROUGH	UNIVERSITY OF NEW MEXICO	NM 3RB5	(17)	
93.393	CANCER CAUSE AND PREVENTION RESEARCH		PASS-THROUGH	UNIVERSITY OF NORTH CAROLINA AT CHAPEL HILL	5116923	32,500	
93.393	CANCER CAUSE AND PREVENTION RESEARCH		PASS-THROUGH	UNIVERSITY OF NORTH CAROLINA AT CHAPEL HILL	SUB 515810(CA227122)	66,008	
93.393	CANCER CAUSE AND PREVENTION RESEARCH		PASS-THROUGH	UNIVERSITY OF PENNSYLVANIA		142	
93.393	CANCER CAUSE AND PREVENTION RESEARCH		PASS-THROUGH	UNIVERSITY OF PITTSBURGH	SUB 568559 (CA202699)	72,264	
93.393	CANCER CAUSE AND PREVENTION RESEARCH		PASS-THROUGH	UNIVERSITY OF PITTSBURGH	AWD00002840 (135006-1)	100,014	
93.393	CANCER CAUSE AND PREVENTION RESEARCH		PASS-THROUGH	UNIVERSITY OF SOUTHERN CALIFORNIA	100794433	414,845	
93.393	CANCER CAUSE AND PREVENTION RESEARCH		PASS-THROUGH	UNIVERSITY OF SOUTHERN CALIFORNIA	107857258	34,823	
93.393	CANCER CAUSE AND PREVENTION RESEARCH		PASS-THROUGH	UNIVERSITY OF SOUTHERN CALIFORNIA	110623667	25,568	
93.393	CANCER CAUSE AND PREVENTION RESEARCH		PASS-THROUGH	UNIVERSITY OF SOUTHERN CALIFORNIA	131234068	167	
93.393	CANCER CAUSE AND PREVENTION RESEARCH		PASS-THROUGH	UNIVERSITY OF TEXAS HEALTH SCIENCE CENTER AT HOUSTON	3001264911	15,429	
93.393	CANCER CAUSE AND PREVENTION RESEARCH		PASS-THROUGH	UNIVERSITY OF TEXAS-M.D. ANDERSON CANCER CENTER	00003027	42,023	
93.393	CANCER CAUSE AND PREVENTION RESEARCH		PASS-THROUGH	UNIVERSITY OF TEXAS-M.D. ANDERSON CANCER CENTER	3001235049	189,634	
93.393	CANCER CAUSE AND PREVENTION RESEARCH		PASS-THROUGH	UNIVERSITY OF TEXAS-M.D. ANDERSON CANCER CENTER	SUB 3001543561 (CA243554)	176,377	
93.393	CANCER CAUSE AND PREVENTION RESEARCH		PASS-THROUGH	UNIVERSITY OF VERMONT	G-D8436	116,932	
93.393	CANCER CAUSE AND PREVENTION RESEARCH		PASS-THROUGH	UNIVERSITY OF VERMONT	AWD00000046SUB00000012	23,045	
93.393	CANCER CAUSE AND PREVENTION RESEARCH		PASS-THROUGH	UNIVERSITY OF VERMONT	AWD00000046SUB00000015	89,130	
93.393	CANCER CAUSE AND PREVENTION RESEARCH		PASS-THROUGH	UNIVERSITY OF WASHINGTON	UWSC11970	2,781	
93.393	CANCER CAUSE AND PREVENTION RESEARCH		PASS-THROUGH	UNIVERSITY OF WASHINGTON	UWSC12809	42,382	
93.393	CANCER CAUSE AND PREVENTION RESEARCH		PASS-THROUGH	UNIVERSITY OF WASHINGTON	UWSC9237:4	34,135	
93.393	CANCER CAUSE AND PREVENTION RESEARCH		PASS-THROUGH	VETERANS MEDICAL RESEARCH FOUNDATION OF SAN DIEGO	VPA GUPTA 323320REV (CA222866)	21,779	
93.393	CANCER CAUSE AND PREVENTION RESEARCH		PASS-THROUGH	VIRGINIA COMMONWEALTH UNIVERSITY	FP00010400_SA001	11,735	
93.393	CANCER CAUSE AND PREVENTION RESEARCH		PASS-THROUGH	WAKE FOREST UNIVERSITY	WFUHS 114040:5	73,558	
93.393	CANCER CAUSE AND PREVENTION RESEARCH		PASS-THROUGH	RUTGERS	0879	218,871	
93.393	CANCER CAUSE AND PREVENTION RESEARCH		PASS-THROUGH	UNIVERSITY OF COLORADO SYSTEM	FY21.206.001	37,809,500	5,503,538
93.393	CANCER CAUSE AND PREVENTION RESEARCH		PASS-THROUGH	UNIVERSITY OF COLORADO SYSTEM			
93.393	COVID-19 - CANCER CAUSE AND PREVENTION RESEARCH	COVID-19	DIRECT	DEPARTMENT OF HEALTH AND HUMAN SERVICES (HHS)	VARIOUS	115,962	
93.393	COVID-19 - CANCER CAUSE AND PREVENTION RESEARCH	COVID-19	PASS-THROUGH	COLUMBIA UNIVERSITY	17(GG015997-01)	14,452	
93.393	COVID-19 - CANCER CAUSE AND PREVENTION RESEARCH					130,414	
93.394	CANCER DETECTION AND DIAGNOSIS RESEARCH		DIRECT	DEPARTMENT OF HEALTH AND HUMAN SERVICES (HHS)	VARIOUS	38,794,343	5,028,321
93.394	CANCER DETECTION AND DIAGNOSIS RESEARCH		PASS-THROUGH	ACUSTIC MEDSYSTEMS, INC.	A131852	176,872	
93.394	CANCER DETECTION AND DIAGNOSIS RESEARCH		PASS-THROUGH	BECKMAN RESEARCH INSTITUTE OF THE CITY OF HOPE	61244.2005803.669301	179,282	
93.394	CANCER DETECTION AND DIAGNOSIS RESEARCH		PASS-THROUGH	BOSTON UNIVERSITY	4500002285:002	504,372	
93.394	CANCER DETECTION AND DIAGNOSIS RESEARCH		PASS-THROUGH	BOSTON UNIVERSITY	4500002917:001	562,353	
93.394	CANCER DETECTION AND DIAGNOSIS RESEARCH		PASS-THROUGH	BOSTON UNIVERSITY	4500002992	49,570	
93.394	CANCER DETECTION AND DIAGNOSIS RESEARCH		PASS-THROUGH	BROWN UNIVERSITY	SUB 00001163 (CA159954)	9,858	
93.394	CANCER DETECTION AND DIAGNOSIS RESEARCH		PASS-THROUGH	CASE WESTERN RESERVE UNIVERSITY	SUB RES512506 (CA198892)	13,055	
93.394	CANCER DETECTION AND DIAGNOSIS RESEARCH		PASS-THROUGH	CEDARS-SINAI MEDICAL CENTER	0001712906	19,986	
93.394	CANCER DETECTION AND DIAGNOSIS RESEARCH		PASS-THROUGH	CEDARS-SINAI MEDICAL CENTER	SUB 30056284 (CA260591)	6,009	
93.394	CANCER DETECTION AND DIAGNOSIS RESEARCH		PASS-THROUGH	CHILDREN'S HOSPITAL OF PHILADELPHIA	321072	41,723	
93.394	CANCER DETECTION AND DIAGNOSIS RESEARCH		PASS-THROUGH	CHILDREN'S HOSPITAL OF PHILADELPHIA	FP25672 SUB21	4,091	
93.394	CANCER DETECTION AND DIAGNOSIS RESEARCH		PASS-THROUGH	CHILDREN'S HOSPITAL OF PHILADELPHIA	SUB FP00026529_SUB11_01 (CA180)	(28,867)	
93.394	CANCER DETECTION AND DIAGNOSIS RESEARCH		PASS-THROUGH	CITY OF HOPE	61596.2006600.669301	45,607	
93.394	CANCER DETECTION AND DIAGNOSIS RESEARCH		PASS-THROUGH	DANA-FARBER CANCER INSTITUTE	R01CA214912	34,304	
93.394	CANCER DETECTION AND DIAGNOSIS RESEARCH		PASS-THROUGH	EASTERN VIRGINIA MEDICAL SCHOOL	S161681-3	125,469	
93.394	CANCER DETECTION AND DIAGNOSIS RESEARCH		PASS-THROUGH	FRED HUTCHINSON CANCER RESEARCH CENTER	0001039239	94,857	
93.394	CANCER DETECTION AND DIAGNOSIS RESEARCH		PASS-THROUGH	JOHNS HOPKINS UNIVERSITY	2004630777	44,987	
93.394	CANCER DETECTION AND DIAGNOSIS RESEARCH		PASS-THROUGH	KAISER PERMANENTE DIVISION OF RESEARCH	KFR0000152 UCLA-01	18,314	

**University of California**  
**Schedule of Expenditures of Federal Awards**

For the Fiscal Year Ended  
June 30, 2021  
(Expressed in whole dollars)

**Research And Development Cluster**

Assistance Listing Number	Federal Program Title	Additional Award Identification	Direct / Pass-Through	Agency or Pass-Through Entity	Pass-Through No. or Other Identifier	Federal Expenditures	Passed-Through to Subrecipients
93.394	CANCER DETECTION AND DIAGNOSIS RESEARCH		PASS-THROUGH	NATIONWIDE CHILDREN'S HOSPITAL	700216-0321-00	25,431	
93.394	CANCER DETECTION AND DIAGNOSIS RESEARCH		PASS-THROUGH	NORTHWESTERN UNIVERSITY	60055793 UCI	23,501	
93.394	CANCER DETECTION AND DIAGNOSIS RESEARCH		PASS-THROUGH	NRG ONCOLOGY	BSB06-JORDAN	676,567	
93.394	CANCER DETECTION AND DIAGNOSIS RESEARCH		PASS-THROUGH	NRG ONCOLOGY	NRG BSB - UCSF YR 1	126,532	
93.394	CANCER DETECTION AND DIAGNOSIS RESEARCH		PASS-THROUGH	OMNIOX INC.	A17-0353 SUB	410,587	
93.394	CANCER DETECTION AND DIAGNOSIS RESEARCH		PASS-THROUGH	OREGON HEALTH & SCIENCE UNIVERSITY	1013080_UCSD_KURZR OCK (CA1	224,628	
93.394	CANCER DETECTION AND DIAGNOSIS RESEARCH		PASS-THROUGH	RENSSELAER POLYTECHNIC INSTITUTE	A20-0130-S001	71,031	
93.394	CANCER DETECTION AND DIAGNOSIS RESEARCH		PASS-THROUGH	STANFORD UNIVERSITY	61676311-116575	(277)	
93.394	CANCER DETECTION AND DIAGNOSIS RESEARCH		PASS-THROUGH	STANFORD UNIVERSITY	62545742-159296	18,304	
93.394	CANCER DETECTION AND DIAGNOSIS RESEARCH		PASS-THROUGH	STANFORD UNIVERSITY	R01CA227687	87,595	
93.394	CANCER DETECTION AND DIAGNOSIS RESEARCH		PASS-THROUGH	THOMAS JEFFERSON UNIVERSITY	SUB 080-30000-S22601(CA194307)	27,403	
93.394	CANCER DETECTION AND DIAGNOSIS RESEARCH		PASS-THROUGH	TRACE-ABILITY, INC	P054424	68,708	
93.394	CANCER DETECTION AND DIAGNOSIS RESEARCH		PASS-THROUGH	UNIVERSITY OF BRITISH COLUMBIA	R01CA221918	86,728	
93.394	CANCER DETECTION AND DIAGNOSIS RESEARCH		PASS-THROUGH	UNIVERSITY OF MICHIGAN	3003732467	34,893	
93.394	CANCER DETECTION AND DIAGNOSIS RESEARCH		PASS-THROUGH	UNIVERSITY OF MINNESOTA	SUB P006911701 (CA214550)	99,612	
93.394	CANCER DETECTION AND DIAGNOSIS RESEARCH		PASS-THROUGH	UNIVERSITY OF PENNSYLVANIA	568870	44,454	
93.394	CANCER DETECTION AND DIAGNOSIS RESEARCH		PASS-THROUGH	UNIVERSITY OF SOUTHERN CALIFORNIA	133935849	25,000	
93.394	CANCER DETECTION AND DIAGNOSIS RESEARCH		PASS-THROUGH	UNIVERSITY OF TEXAS HEALTH SCIENCE CENTER AT SAN ANTONIO	U01 CA086402	21	
93.394	CANCER DETECTION AND DIAGNOSIS RESEARCH		PASS-THROUGH	UNIVERSITY OF TEXAS-M.D. ANDERSON CANCER CENTER	00005316	215,812	
93.394	CANCER DETECTION AND DIAGNOSIS RESEARCH		PASS-THROUGH	UNIVERSITY OF TEXAS-M.D. ANDERSON CANCER CENTER	3001174871	266	
93.394	CANCER DETECTION AND DIAGNOSIS RESEARCH		PASS-THROUGH	UNIVERSITY OF WASHINGTON	UWSC10730	127,174	
93.394	CANCER DETECTION AND DIAGNOSIS RESEARCH		PASS-THROUGH	UNIVERSITY OF WASHINGTON	UWSC11764	143,991	
93.394	CANCER DETECTION AND DIAGNOSIS RESEARCH		PASS-THROUGH	YALE UNIVERSITY	GR111003 (CON-8002819)	70,850	
93.394	CANCER DETECTION AND DIAGNOSIS RESEARCH		PASS-THROUGH	UNIVERSITY OF COLORADO SYSTEM	1556823	28,285	
93.394	CANCER DETECTION AND DIAGNOSIS RESEARCH Total					43,333,276	5,028,321
93.394	COVID-19 - CANCER DETECTION AND DIAGNOSIS RESEARCH	COVID-19	DIRECT	DEPARTMENT OF HEALTH AND HUMAN SERVICES (HHS)	VARIOUS	828,776	
93.394	COVID-19 - CANCER DETECTION AND DIAGNOSIS RESEARCH	COVID-19	PASS-THROUGH	CEDARS-SINAI MEDICAL CENTER	SUB 30056284 (CA260591)	14,688	
93.394	COVID-19 - CANCER DETECTION AND DIAGNOSIS RESEARCH	COVID-19	PASS-THROUGH	CEDARS-SINAI MEDICAL CENTER	U54CA260591	12,669	
93.394	COVID-19 - CANCER DETECTION AND DIAGNOSIS RESEARCH Total					856,133	
93.395	CANCER TREATMENT RESEARCH		DIRECT	DEPARTMENT OF HEALTH AND HUMAN SERVICES (HHS)	VARIOUS	52,732,798	12,919,492
93.395	CANCER TREATMENT RESEARCH		PASS-THROUGH	ACOUSTIC MEDSYSTEMS, INC.	A133330	42,916	
93.395	CANCER TREATMENT RESEARCH		PASS-THROUGH	ALLIANCE FOR CLINICAL TRIALS IN ONCOLOGY	SUB 20202533	984	
93.395	CANCER TREATMENT RESEARCH		PASS-THROUGH	BAYLOR COLLEGE OF MEDICINE	A133068	15,565	
93.395	CANCER TREATMENT RESEARCH		PASS-THROUGH	BRIDGENE BIOSCIENCES, INC.	A136667	27,024	
93.395	CANCER TREATMENT RESEARCH		PASS-THROUGH	CANCER TARGETED TECHNOLOGY	A132666	413,906	
93.395	CANCER TREATMENT RESEARCH		PASS-THROUGH	CEDARS-SINAI MEDICAL CENTER	1620448-1	104,788	
93.395	CANCER TREATMENT RESEARCH		PASS-THROUGH	CEDARS-SINAI MEDICAL CENTER	SUB 1684541 (5R01CA208851-05)	137,603	
93.395	CANCER TREATMENT RESEARCH		PASS-THROUGH	CHILDREN'S HOSPITAL LOS ANGELES	RGF011025-A	59,802	
93.395	CANCER TREATMENT RESEARCH		PASS-THROUGH	CHILDREN'S HOSPITAL LOS ANGELES	RGF011774-A	10,725	
93.395	CANCER TREATMENT RESEARCH		PASS-THROUGH	CHILDREN'S HOSPITAL OF PHILADELPHIA	20104921 - RSUB	46,436	
93.395	CANCER TREATMENT RESEARCH		PASS-THROUGH	CHILDREN'S HOSPITAL OF PHILADELPHIA	20113950	12,490	
93.395	CANCER TREATMENT RESEARCH		PASS-THROUGH	CHILDREN'S HOSPITAL OF PHILADELPHIA	20133700 - RSUB	59,938	
93.395	CANCER TREATMENT RESEARCH		PASS-THROUGH	CHILDREN'S HOSPITAL OF PHILADELPHIA	20150682	17,905	
93.395	CANCER TREATMENT RESEARCH		PASS-THROUGH	CHILDREN'S HOSPITAL OF PHILADELPHIA	20200007	27,670	
93.395	CANCER TREATMENT RESEARCH		PASS-THROUGH	CHILDREN'S HOSPITAL OF PHILADELPHIA	9500080215-13C	20,246	
93.395	CANCER TREATMENT RESEARCH		PASS-THROUGH	CHILDREN'S HOSPITAL OF PHILADELPHIA	A133874	(148)	
93.395	CANCER TREATMENT RESEARCH		PASS-THROUGH	CHILDREN'S HOSPITAL OF PHILADELPHIA	A20-4169	7,369	
93.395	CANCER TREATMENT RESEARCH		PASS-THROUGH	CHILDREN'S HOSPITAL OF PHILADELPHIA	FP26529 SUB153	15,228	
93.395	CANCER TREATMENT RESEARCH		PASS-THROUGH	CHILDREN'S HOSPITAL OF PHILADELPHIA	FP26529 SUB328 01	32,035	
93.395	CANCER TREATMENT RESEARCH		PASS-THROUGH	CHILDREN'S HOSPITAL OF PHILADELPHIA	GRT-00000636	40,993	
93.395	CANCER TREATMENT RESEARCH		PASS-THROUGH	CHILDREN'S HOSPITAL OF PHILADELPHIA	PO#20110742 - RSUB	6,397	
93.395	CANCER TREATMENT RESEARCH		PASS-THROUGH	CHILDREN'S HOSPITAL OF PHILADELPHIA	U10CA180886	109	
93.395	CANCER TREATMENT RESEARCH		PASS-THROUGH	CHILDREN'S ONCOLOGY GROUP	20177442	60,000	
93.395	CANCER TREATMENT RESEARCH		PASS-THROUGH	CHILDREN'S ONCOLOGY GROUP	20177495	20,159	
93.395	CANCER TREATMENT RESEARCH		PASS-THROUGH	CITY OF HOPE	51183.2000123.669399	(6,410)	
93.395	CANCER TREATMENT RESEARCH		PASS-THROUGH	CITY OF HOPE	52284.2002184.669302	(19,855)	
93.395	CANCER TREATMENT RESEARCH		PASS-THROUGH	CITY OF HOPE	A20-1587	408,547	
93.395	CANCER TREATMENT RESEARCH		PASS-THROUGH	CITY OF HOPE	A21-1749	100,814	
93.395	CANCER TREATMENT RESEARCH		PASS-THROUGH	COLUMBIA UNIVERSITY	3(GG015224-01)	36,928	
93.395	CANCER TREATMENT RESEARCH		PASS-THROUGH	CORNELL UNIVERSITY	86782-11173	149,554	
93.395	CANCER TREATMENT RESEARCH		PASS-THROUGH	CYTONUS THERAPEUTICS, INC.	SUB 20200804 (CA250887)	54,717	
93.395	CANCER TREATMENT RESEARCH		PASS-THROUGH	CYTONUS THERAPEUTICS, INC.	SUBAWARD	23,679	
93.395	CANCER TREATMENT RESEARCH		PASS-THROUGH	DUKE UNIVERSITY	30052196(R41CA257020) SUB A034445 (3U2C-CA233254-...	29,463	
93.395	CANCER TREATMENT RESEARCH		PASS-THROUGH	ECOG-ACRIN MEDICAL RESEARCH FOUNDATION INC.	U10CA18082001	(2,219)	
93.395	CANCER TREATMENT RESEARCH		PASS-THROUGH	GEORGE WASHINGTON UNIVERSITY	19-AA49	1,313,729	
93.395	CANCER TREATMENT RESEARCH		PASS-THROUGH	GEORGE WASHINGTON UNIVERSITY	20-M103	6,814	
93.395	CANCER TREATMENT RESEARCH		PASS-THROUGH	GLYTR THERAPEUTICS, INC.	GTI-211094	21,010	
93.395	CANCER TREATMENT RESEARCH		PASS-THROUGH	ICAHN SCHOOL OF MEDICINE AT MOUNT SINAI	SUB 20195234 (CA249765)	75,837	

**University of California**  
**Schedule of Expenditures of Federal Awards**

For the Fiscal Year Ended  
June 30, 2021  
(Expressed in whole dollars)

**Research And Development Cluster**

Assistance Listing Number	Federal Program Title	Additional Award Identification	Direct / Pass-Through	Agency or Pass-Through Entity	Pass-Through No. or Other Identifier	Federal Expenditures	Passed-Through to Subrecipients
93.395	CANCER TREATMENT RESEARCH		PASS-THROUGH	INFORMATION MANAGEMENT SERVICES, INC.		86	
93.395	CANCER TREATMENT RESEARCH		PASS-THROUGH	JOHNS HOPKINS UNIVERSITY	A19-0810-002		
93.395	CANCER TREATMENT RESEARCH		PASS-THROUGH	JOHNS HOPKINS UNIVERSITY	2002439000:5	13,317	
93.395	CANCER TREATMENT RESEARCH		PASS-THROUGH	JOHNS HOPKINS UNIVERSITY	2003965667	247	
93.395	CANCER TREATMENT RESEARCH		PASS-THROUGH	JOHNS HOPKINS UNIVERSITY	20144670	18,751	
93.395	CANCER TREATMENT RESEARCH		PASS-THROUGH	JOHNS HOPKINS UNIVERSITY	ABTC 1301	2,380	
93.395	CANCER TREATMENT RESEARCH		PASS-THROUGH	JOHNS HOPKINS UNIVERSITY	ABTC 1604	1,292	
93.395	CANCER TREATMENT RESEARCH		PASS-THROUGH	JOHNS HOPKINS UNIVERSITY	ABTC 1801	1,170	
93.395	CANCER TREATMENT RESEARCH		PASS-THROUGH	JOHNS HOPKINS UNIVERSITY	ABTC 1802	1,170	
93.395	CANCER TREATMENT RESEARCH		PASS-THROUGH	JOHNS HOPKINS UNIVERSITY	ABTC1403	(2,695)	
93.395	CANCER TREATMENT RESEARCH		PASS-THROUGH	KAISER PERMANENTE WASHINGTON HEALTH RESEARCH INSTITUTE	SUB (CA237322)	15,306	
93.395	CANCER TREATMENT RESEARCH		PASS-THROUGH	LEIDOS BIOMEDICAL RESEARCH, INC.	RNG210201-UCSD SUB 20X010F (7591019D00024)	31,197	
93.395	CANCER TREATMENT RESEARCH		PASS-THROUGH	MASSACHUSETTS GENERAL HOSPITAL	236149	200,654	
93.395	CANCER TREATMENT RESEARCH		PASS-THROUGH	MASSACHUSETTS GENERAL HOSPITAL	236688	30,432	
93.395	CANCER TREATMENT RESEARCH		PASS-THROUGH	MAYO CLINICMAYO FOUNDATION FOR MEDICAL EDUCATION & RESEARCH	CSF-259713/PO #66967088	123,032	
93.395	CANCER TREATMENT RESEARCH		PASS-THROUGH	MEDICAL COLLEGE OF WISCONSIN	20192846	238,514	
93.395	CANCER TREATMENT RESEARCH		PASS-THROUGH	MEDICAL COLLEGE OF WISCONSIN	5R01CA184798-06	4,147	
93.395	CANCER TREATMENT RESEARCH		PASS-THROUGH	MEMORIAL SLOAN-KETTERING CANCER CENTER		5,308	
93.395	CANCER TREATMENT RESEARCH		PASS-THROUGH	MONTEFIORE MEDICAL CENTER	224268 13748	855,263	
93.395	CANCER TREATMENT RESEARCH		PASS-THROUGH	MONTEFIORE MEDICAL CENTER	13748-K	51,617	
93.395	CANCER TREATMENT RESEARCH		PASS-THROUGH	MONTEFIORE MEDICAL CENTER	13756	433,509	
93.395	CANCER TREATMENT RESEARCH		PASS-THROUGH	MONTEFIORE MEDICAL CENTER	AMC-D8674	14,151	
93.395	CANCER TREATMENT RESEARCH		PASS-THROUGH	NEW YORK UNIVERSITY	F7618-02-06	91,398	
93.395	CANCER TREATMENT RESEARCH		PASS-THROUGH	NRG ONCOLOGY	NRG-FENG-GY6	16,678	
93.395	CANCER TREATMENT RESEARCH		PASS-THROUGH	NRG ONCOLOGY	NRG-GANZ-GY6	797	
93.395	CANCER TREATMENT RESEARCH		PASS-THROUGH	NRG ONCOLOGY	NRG-TEWARI-GY6	1,493	
93.395	CANCER TREATMENT RESEARCH		PASS-THROUGH	NRG ONCOLOGY	NRG-WENZEL-GY6	5,778	
93.395	CANCER TREATMENT RESEARCH		PASS-THROUGH	NRG ONCOLOGY		2,663	
93.395	CANCER TREATMENT RESEARCH		PASS-THROUGH	NSABP FOUNDATION, INC.	SUB NCTN05-MAYADEV (CA180868)		
93.395	CANCER TREATMENT RESEARCH		PASS-THROUGH	OREGON HEALTH & SCIENCE UNIVERSITY	TFED41-137	23,383	
93.395	CANCER TREATMENT RESEARCH		PASS-THROUGH	OREGON HEALTH & SCIENCE UNIVERSITY	1004086-001	8,931	
93.395	CANCER TREATMENT RESEARCH		PASS-THROUGH	OREGON HEALTH & SCIENCE UNIVERSITY	1004086001UCDAVIS	17,357	
93.395	CANCER TREATMENT RESEARCH		PASS-THROUGH	OREGON HEALTH & SCIENCE UNIVERSITY	1013080_SWOG_UCIRVI NE-CYC1	188,369	
93.395	CANCER TREATMENT RESEARCH		PASS-THROUGH	OREGON HEALTH & SCIENCE UNIVERSITY	1013080 UCIRVINE	99,162	
93.395	CANCER TREATMENT RESEARCH		PASS-THROUGH	OREGON HEALTH & SCIENCE UNIVERSITY	1013080 UCLA	(16)	
93.395	CANCER TREATMENT RESEARCH		PASS-THROUGH	OREGON HEALTH & SCIENCE UNIVERSITY	1013080-006 UCLA	34,049	
93.395	CANCER TREATMENT RESEARCH		PASS-THROUGH	OREGON HEALTH & SCIENCE UNIVERSITY	A19-0609	64,645	
93.395	CANCER TREATMENT RESEARCH		PASS-THROUGH	OREGON HEALTH & SCIENCE UNIVERSITY	A19-0611	10,309	
93.395	CANCER TREATMENT RESEARCH		PASS-THROUGH	OREGON HEALTH & SCIENCE UNIVERSITY	A19-0641	39,793	
93.395	CANCER TREATMENT RESEARCH		PASS-THROUGH	OREGON HEALTH & SCIENCE UNIVERSITY	SWOG-201304-1	16,464	
93.395	CANCER TREATMENT RESEARCH		PASS-THROUGH	PALM THERAPEUTICS, INC.	SUBAWARD NONE (CA250702)	31,914	
93.395	CANCER TREATMENT RESEARCH		PASS-THROUGH	PANDOMEDX	A18-2619	7,254	
93.395	CANCER TREATMENT RESEARCH		PASS-THROUGH	SANFORD BURNHAM PREBYS MEDICAL DISCOVERY INSTITUTE	SUB 59510-12770-UCSD (CA19810)	116,577	
93.395	CANCER TREATMENT RESEARCH		PASS-THROUGH	SANFORD BURNHAM PREBYS MEDICAL DISCOVERY INSTITUTE	SUB 59953-12989 (CA128814)	100,959	
93.395	CANCER TREATMENT RESEARCH		PASS-THROUGH	SRI INTERNATIONAL	R01CA214515	103,202	
93.395	CANCER TREATMENT RESEARCH		PASS-THROUGH	ST. JUDE CHILDREN'S RESEARCH HOSPITAL		60,848	
93.395	CANCER TREATMENT RESEARCH		PASS-THROUGH	ST. JUDE CHILDREN'S RESEARCH HOSPITAL	111287230-7744212	19,158	
93.395	CANCER TREATMENT RESEARCH		PASS-THROUGH	STANFORD UNIVERSITY	112569019-7945663		
93.395	CANCER TREATMENT RESEARCH		PASS-THROUGH	STANFORD UNIVERSITY	61251710-118307	48,406	
93.395	CANCER TREATMENT RESEARCH		PASS-THROUGH	STANFORD UNIVERSITY	61658251-117899	33,429	
93.395	CANCER TREATMENT RESEARCH		PASS-THROUGH	SWOG	20161228	1,440	
93.395	CANCER TREATMENT RESEARCH		PASS-THROUGH	SWOG	SUB 30029327(NIH)	360	
93.395	CANCER TREATMENT RESEARCH		PASS-THROUGH	THE EMMES COMPANY, LLC	1632602	33,002	
93.395	CANCER TREATMENT RESEARCH		PASS-THROUGH	THE EMMES COMPANY, LLC	251370A-6	176,376	
93.395	CANCER TREATMENT RESEARCH		PASS-THROUGH	THERANOSTEC INC.	A21-2237	25,695	
93.395	CANCER TREATMENT RESEARCH		PASS-THROUGH	UNIVERSITY OF ARIZONA	316616	74	
93.395	CANCER TREATMENT RESEARCH		PASS-THROUGH	UNIVERSITY OF ARIZONA	SUB 20152604 (HHSN26120120003)	5,479	
93.395	CANCER TREATMENT RESEARCH		PASS-THROUGH	UNIVERSITY OF FLORIDA	UFDSP00011465	91,529	
93.395	CANCER TREATMENT RESEARCH		PASS-THROUGH	UNIVERSITY OF ILLINOIS AT URBANA-CHAMPAIGN	SUB 095421-17431 (CA226528)	151,910	
93.395	CANCER TREATMENT RESEARCH		PASS-THROUGH	UNIVERSITY OF MASSACHUSETTS AMHERST		33,815	
93.395	CANCER TREATMENT RESEARCH		PASS-THROUGH	UNIVERSITY OF MINNESOTA	OSP21114-00		
93.395	CANCER TREATMENT RESEARCH		PASS-THROUGH	UNIVERSITY OF MINNESOTA	N005494302	21,050	
93.395	CANCER TREATMENT RESEARCH		PASS-THROUGH	UNIVERSITY OF MINNESOTA	SUB H005023201 (CA203348)	113,952	
93.395	CANCER TREATMENT RESEARCH		PASS-THROUGH	UNIVERSITY OF MINNESOTA		443,705	
93.395	CANCER TREATMENT RESEARCH		PASS-THROUGH	UNIVERSITY OF NEVADA, LAS VEGAS/UNLV	SUB P008201201(CA234228)		
93.395	CANCER TREATMENT RESEARCH		PASS-THROUGH	RESEARCH FOUNDATION	17-22AY-01	131,321	
93.395	CANCER TREATMENT RESEARCH		PASS-THROUGH	UNIVERSITY OF PITTSBURGH	0049527(127522-1)	98,701	
93.395	CANCER TREATMENT RESEARCH		PASS-THROUGH	UNIVERSITY OF SOUTHERN CALIFORNIA	86620293.3	(24,326)	
93.395	CANCER TREATMENT RESEARCH		PASS-THROUGH	UNIVERSITY OF TEXAS-SOUTHWESTERN		221,269	
93.395	CANCER TREATMENT RESEARCH		PASS-THROUGH	MEDICAL CENTER AT DALLAS	A18-0911-002		
93.395	CANCER TREATMENT RESEARCH		PASS-THROUGH	UNIVERSITY OF VIRGINIA	GB10562.159043	285,643	
93.395	CANCER TREATMENT RESEARCH		PASS-THROUGH	UNIVERSITY OF WASHINGTON	R21CA246359	30,356	
93.395	CANCER TREATMENT RESEARCH		PASS-THROUGH	VANDERBILT UNIVERSITY MEDICAL CENTER		64,455	
93.395	CANCER TREATMENT RESEARCH		PASS-THROUGH	VETERANS MEDICAL RESEARCH FOUNDATION OF SAN DIEGO	VUMC82642 VPA LIU 323394 (CA222866)	25,035	
93.395	CANCER TREATMENT RESEARCH		PASS-THROUGH	VETERANS MEDICAL RESEARCH FOUNDATION OF SAN DIEGO	VPA MARTINEZ 323367 (CA222866)	6,378	
93.395	CANCER TREATMENT RESEARCH		PASS-THROUGH	VIVREON BIOSCIENCES, LLC	VB-5573166	50,014	
93.395	CANCER TREATMENT RESEARCH		PASS-THROUGH	WASHINGTON UNIVERSITY IN ST. LOUIS	WU-19-267	248,837	
93.395	CANCER TREATMENT RESEARCH		PASS-THROUGH	WINSANTOR INC	SUB	234,281	
93.395	CANCER TREATMENT RESEARCH		PASS-THROUGH	BOSTON CHILDREN'S HOSPITAL	20183497(CA213555) GENFD0001578733-CYC1	24,006	
93.395	CANCER TREATMENT RESEARCH		PASS-THROUGH	BOSTON CHILDREN'S HOSPITAL			
93.395	CANCER TREATMENT RESEARCH Total					61,781,754	12,919,492
93.395	COVID-19 - CANCER TREATMENT RESEARCH	COVID-19	PASS-THROUGH	LEIDOS, INC.	SUB 20CTA-DM0012(75N91019D0002)	239,776	
93.395	COVID-19 - CANCER TREATMENT RESEARCH Total					239,776	
93.396	CANCER BIOLOGY RESEARCH		DIRECT	DEPARTMENT OF HEALTH AND HUMAN SERVICES (HHS)	VARIOUS	51,288,135	3,470,155
93.396	CANCER BIOLOGY RESEARCH		PASS-THROUGH	CEDARS-SINAI MEDICAL CENTER	1542414.5	1,688	

**University of California**  
**Schedule of Expenditures of Federal Awards**

*For the Fiscal Year Ended*  
*June 30, 2021*  
*(Expressed in whole dollars)*

**Research And Development Cluster**

Assistance Listing Number	Federal Program Title	Additional Award Identification	Direct / Pass-Through	Agency or Pass-Through Entity	Pass-Through No. or Other Identifier	Federal Expenditures	Passed-Through to Subrecipients
93.396	CANCER BIOLOGY RESEARCH		PASS-THROUGH	CITY OF HOPE	62132.2006996.669301	103,277	
93.396	CANCER BIOLOGY RESEARCH		PASS-THROUGH	COLD SPRING HARBOR LABORATORY	R01CA237413	30,914	
93.396	CANCER BIOLOGY RESEARCH		PASS-THROUGH	COLUMBIA UNIVERSITY	1(GG012799-01)	214,123	
93.396	CANCER BIOLOGY RESEARCH		PASS-THROUGH	INDAPTA THERAPEUTICS INC.	A19-1404	(107)	
93.396	CANCER BIOLOGY RESEARCH		PASS-THROUGH	INSTITUTE FOR SYSTEMS BIOLOGY	2018.0005	108,695	
93.396	CANCER BIOLOGY RESEARCH		PASS-THROUGH	JOHNS HOPKINS UNIVERSITY	2004998191	33,756	
93.396	CANCER BIOLOGY RESEARCH		PASS-THROUGH	LEIDOS BIOMEDICAL RESEARCH, INC.	20204334	9,547	
93.396	CANCER BIOLOGY RESEARCH		PASS-THROUGH	LEIDOS BIOMEDICAL RESEARCH, INC.	SUB 20X026F(75N91019D00024)	16,490	
93.396	CANCER BIOLOGY RESEARCH		PASS-THROUGH	MASSACHUSETTS INSTITUTE OF TECHNOLOGY	SUB 5710004012 (CA184898)	44,159	
93.396	CANCER BIOLOGY RESEARCH		PASS-THROUGH	NORTHERN ARIZONA UNIVERSITY	SUB 1004495-01(1U24CA248454...	185,316	
93.396	CANCER BIOLOGY RESEARCH		PASS-THROUGH	NYU LANGONE HEALTH SYSTEM	SUB 17-A1-00-0007144 (CA21698)	268,510	
93.396	CANCER BIOLOGY RESEARCH		PASS-THROUGH	OHIO STATE UNIVERSITY	60071157	(512)	
93.396	CANCER BIOLOGY RESEARCH		PASS-THROUGH	PURDUE UNIVERSITY	SUB 11001003-030 (CA254402)	172,779	
93.396	CANCER BIOLOGY RESEARCH		PASS-THROUGH	PURDUE UNIVERSITY	SUB 4102-85283 (CA221289 )	31	
93.396	CANCER BIOLOGY RESEARCH		PASS-THROUGH	RADIATION MONITORING DEVICES, INC.	C20-35	25,691	
93.396	CANCER BIOLOGY RESEARCH		PASS-THROUGH	SAGE BIONETWORKS	ITCRUCLA	158,485	
93.396	CANCER BIOLOGY RESEARCH		PASS-THROUGH	SANFORD BURNHAM PREBYS MEDICAL DISCOVERY INSTITUTE	SUB-60111_13533 (CA217625)	69,294	
93.396	CANCER BIOLOGY RESEARCH		PASS-THROUGH	STANFORD UNIVERSITY	61643576-118326	17,495	
93.396	CANCER BIOLOGY RESEARCH		PASS-THROUGH	STANFORD UNIVERSITY	62067977--121581	81,099	
93.396	CANCER BIOLOGY RESEARCH		PASS-THROUGH	STANFORD UNIVERSITY	623695039-139615	18,300	
93.396	CANCER BIOLOGY RESEARCH		PASS-THROUGH	UNIVERSITY OF CHICAGO	SUB AWD043400-03-PR (SUB000001)	93,495	
93.396	CANCER BIOLOGY RESEARCH		PASS-THROUGH	UNIVERSITY OF COLORADO DENVER	FY19.591.001	(3,723)	
93.396	CANCER BIOLOGY RESEARCH		PASS-THROUGH	UNIVERSITY OF NEVADA, RENO	R15CA235430	18,675	
93.396	CANCER BIOLOGY RESEARCH		PASS-THROUGH	UNIVERSITY OF PENNSYLVANIA	578075	166,330	
93.396	CANCER BIOLOGY RESEARCH		PASS-THROUGH	UNIVERSITY OF TEXAS-M.D. ANDERSON CANCER CENTER	00003639	54,365	
93.396	CANCER BIOLOGY RESEARCH		PASS-THROUGH	UNIVERSITY OF TEXAS-M.D. ANDERSON CANCER CENTER	SUB 00003638 (CA196403)	62,602	
93.396	CANCER BIOLOGY RESEARCH		PASS-THROUGH	UNIVERSITY OF WASHINGTON	SUB UWSC9764(CA211310)	5,649	
93.396	CANCER BIOLOGY RESEARCH		PASS-THROUGH	WASHINGTON UNIVERSITY IN ST. LOUIS	WU-18-317	1,369	
93.396	CANCER BIOLOGY RESEARCH Total					53,245,927	3,470,155
93.396	COVID-19 - CANCER BIOLOGY RESEARCH	COVID-19	DIRECT	DEPARTMENT OF HEALTH AND HUMAN SERVICES (HHS)	VARIOUS	121,166	
93.396	COVID-19 - CANCER BIOLOGY RESEARCH Total					121,166	
93.397	CANCER CENTERS SUPPORT GRANTS		DIRECT	DEPARTMENT OF HEALTH AND HUMAN SERVICES (HHS)	VARIOUS	32,554,338	1,172,215
93.397	CANCER CENTERS SUPPORT GRANTS		PASS-THROUGH	ALBERT EINSTEIN COLLEGE OF MEDICINE	311883	18,217	
93.397	CANCER CENTERS SUPPORT GRANTS		PASS-THROUGH	ARIZONA STATE UNIVERSITY/TEMPE	ASUB00000010	75,243	
93.397	CANCER CENTERS SUPPORT GRANTS		PASS-THROUGH	CHARLES R. DREW UNIVERSITY OF MEDICINE AND SCIENCE	18-19-JV-G007740A-UCLA	70,030	
93.397	CANCER CENTERS SUPPORT GRANTS		PASS-THROUGH	COLUMBIA UNIVERSITY	1(GG012789-30)	58,997	
93.397	CANCER CENTERS SUPPORT GRANTS		PASS-THROUGH	CORNELL UNIVERSITY	78542-10760	93,553	
93.397	CANCER CENTERS SUPPORT GRANTS		PASS-THROUGH	DANA-FARBER CANCER INSTITUTE	1205201	136,743	
93.397	CANCER CENTERS SUPPORT GRANTS		PASS-THROUGH	DANA-FARBER CANCER INSTITUTE	1207655	8,270	
93.397	CANCER CENTERS SUPPORT GRANTS		PASS-THROUGH	EMORY UNIVERSITY	A234170	106,385	
93.397	CANCER CENTERS SUPPORT GRANTS		PASS-THROUGH	INDIANA UNIVERSITY	8198	(4,845)	
93.397	CANCER CENTERS SUPPORT GRANTS		PASS-THROUGH	INDIANA UNIVERSITY	8201	109,101	
93.397	CANCER CENTERS SUPPORT GRANTS		PASS-THROUGH	INDIANA UNIVERSITY	IN-4689878-UCSF	147,305	
93.397	CANCER CENTERS SUPPORT GRANTS		PASS-THROUGH	INDIANA UNIVERSITY	IN4689883UCSF	(33)	
93.397	CANCER CENTERS SUPPORT GRANTS		PASS-THROUGH	INSTITUTE FOR SYSTEMS BIOLOGY	2018.0013	105,962	
93.397	CANCER CENTERS SUPPORT GRANTS		PASS-THROUGH	NEW MEXICO STATE UNIVERSITY	U54CA132383	9,231	
93.397	CANCER CENTERS SUPPORT GRANTS		PASS-THROUGH	NORTHWESTERN UNIVERSITY	60027389UC	(375)	
93.397	CANCER CENTERS SUPPORT GRANTS		PASS-THROUGH	NORTHWESTERN UNIVERSITY	60040958UCSF	49,744	
93.397	CANCER CENTERS SUPPORT GRANTS		PASS-THROUGH	OREGON HEALTH & SCIENCE UNIVERSITY	1010517	39,135	
93.397	CANCER CENTERS SUPPORT GRANTS		PASS-THROUGH	OREGON HEALTH & SCIENCE UNIVERSITY	1010517_UCBERKELEY_	85,931	
93.397	CANCER CENTERS SUPPORT GRANTS		PASS-THROUGH	RESEARCH FOUNDATION OF CUNY ON BEHALF OF BROOKLYN COLLEGE	SUB CM00004266-00(CA132378)	106,128	
93.397	CANCER CENTERS SUPPORT GRANTS		PASS-THROUGH	SYSTEMS BIOLOGY INSTITUTE	010201	20,970	
93.397	CANCER CENTERS SUPPORT GRANTS		PASS-THROUGH	UNIVERSITY OF CHICAGO	SUB FP069111 (CA233307)	17	
93.397	CANCER CENTERS SUPPORT GRANTS		PASS-THROUGH	UNIVERSITY OF MICHIGAN	SUBK00010024	149,486	
93.397	CANCER CENTERS SUPPORT GRANTS		PASS-THROUGH	UNIVERSITY OF PITTSBURGH	CNVA00046110 (133246-1)	85,061	
93.397	CANCER CENTERS SUPPORT GRANTS		PASS-THROUGH	UNIVERSITY OF TEXAS HEALTH SCIENCE CENTER AT SAN ANTONIO	166577165362	16,063	
93.397	CANCER CENTERS SUPPORT GRANTS		PASS-THROUGH	WASHINGTON UNIVERSITY IN ST. LOUIS	WU-19-171	2,731	
93.397	CANCER CENTERS SUPPORT GRANTS		PASS-THROUGH	YESHIVA UNIVERSITY	31082B	7,457	
93.397	CANCER CENTERS SUPPORT GRANTS Total					34,051,205	1,172,215
93.397	COVID-19 - CANCER CENTERS SUPPORT GRANTS	COVID-19	DIRECT	DEPARTMENT OF HEALTH AND HUMAN SERVICES (HHS)	VARIOUS	4,231,181	389,709
93.397	COVID-19 - CANCER CENTERS SUPPORT GRANTS Total					4,231,181	389,709
93.398	CANCER RESEARCH MANPOWER		DIRECT	DEPARTMENT OF HEALTH AND HUMAN SERVICES (HHS)	VARIOUS	13,960,644	
93.398	CANCER RESEARCH MANPOWER		PASS-THROUGH	PURDUE UNIVERSITY	11000929-026	31,491	
93.398	CANCER RESEARCH MANPOWER		PASS-THROUGH	UNIVERSITY OF TEXAS HEALTH SCIENCE CENTER AT SAN ANTONIO	158716/158715	7,561	
93.398	CANCER RESEARCH MANPOWER Total					13,999,696	
93.398	COVID-19 - CANCER RESEARCH MANPOWER	COVID-19	DIRECT	DEPARTMENT OF HEALTH AND HUMAN SERVICES (HHS)	VARIOUS	231,121	
93.398	COVID-19 - CANCER RESEARCH MANPOWER Total					231,121	
93.399	CANCER CONTROL		DIRECT	DEPARTMENT OF HEALTH AND HUMAN SERVICES (HHS)	VARIOUS	1,775,118	1,199,159
93.399	CANCER CONTROL		PASS-THROUGH	ALLIANCE NCTN FOUNDATION	202010112	137,663	
93.399	CANCER CONTROL		PASS-THROUGH	CHILDREN'S HOSPITAL OF PHILADELPHIA	20141967	77,807	
93.399	CANCER CONTROL		PASS-THROUGH	CHILDREN'S HOSPITAL OF PHILADELPHIA	ZUG1CA189955	67,923	
93.399	CANCER CONTROL		PASS-THROUGH	ECOG-ACRIN MEDICAL RESEARCH FOUNDATION INC.	SUG1CA189828-05-UC11-CYC1	25,112	
93.399	CANCER CONTROL		PASS-THROUGH	MAYO CLINIC/MAYO FOUNDATION FOR MEDICAL EDUCATION & RESEARCH	1U10CA149950	3	
93.399	CANCER CONTROL		PASS-THROUGH	NRG ONCOLOGY	NCORP-GOG0237-GY6	152,031	
93.399	CANCER CONTROL		PASS-THROUGH	NRG ONCOLOGY	NCORP-WENZEL-GY7	44,459	

**University of California**  
**Schedule of Expenditures of Federal Awards**

*For the Fiscal Year Ended  
June 30, 2021  
(Expressed in whole dollars)*

**Research And Development Cluster**

Assistance Listing Number	Federal Program Title	Additional Award Identification	Direct / Pass-Through	Agency or Pass-Through Entity	Pass-Through No. or Other Identifier	Federal Expenditures	Passed-Through to Subrecipients
93.399	CANCER CONTROL		PASS-THROUGH	NRG ONCOLOGY	NRG-5578539	63,275	
93.399	CANCER CONTROL		PASS-THROUGH	OREGON HEALTH & SCIENCE UNIVERSITY	A20-2986	14,156	
93.399	CANCER CONTROL		PASS-THROUGH	SWOG	20213915	330	
93.399	CANCER CONTROL		PASS-THROUGH	THE HOPE FOUNDATION	CA37429	3,518	
93.399	CANCER CONTROL		PASS-THROUGH	UNIVERSITY OF ARIZONA	584766	70,973	
93.399	CANCER CONTROL Total					2,432,368	1,199,159
93.421	STRENGTHENING PUBLIC HEALTH SYSTEMS AND SERVICES THROUGH NATIONAL PARTNERSHIPS TO IMPROVE AND PROTECT THE NATION'S HEALTH		PASS-THROUGH	NATIONAL ASSOCIATION OF COUNTY AND CITY HEALTH OFFICIALS		18,377	
93.421	STRENGTHENING PUBLIC HEALTH SYSTEMS AND SERVICES THROUGH NATIONAL PARTNERSHIPS TO IMPROVE AND PROTECT THE NATION'S HEALTH		PASS-THROUGH	NATIONAL FOUNDATION FOR THE CENTERS FOR DISEASE CONTROL AND	2019-121802	31,579	
93.421	STRENGTHENING PUBLIC HEALTH SYSTEMS AND SERVICES THROUGH NATIONAL PARTNERSHIPS TO IMPROVE AND PROTECT THE NATION'S HEALTH		PASS-THROUGH	UNIVERSITY OF WASHINGTON	050828	5,079	
93.421	STRENGTHENING PUBLIC HEALTH SYSTEMS AND SERVICES THROUGH NATIONAL PARTNERSHIPS TO IMPROVE AND PROTECT THE NATION'S HEALTH				UWSC10959	55,036	
93.426	IMPROVING THE HEALTH OF AMERICANS THROUGH PREVENTION AND MANAGEMENT OF DIABETES AND HEART DISEASE AND STROKE		PASS-THROUGH	CALIFORNIA DEPARTMENT OF PUBLIC HEALTH		91,150	
93.426	IMPROVING THE HEALTH OF AMERICANS THROUGH PREVENTION AND MANAGEMENT OF DIABETES AND HEART DISEASE AND STROKE Total				18-10948	91,150	
93.433	ACL NATIONAL INSTITUTE ON DISABILITY, INDEPENDENT LIVING, AND REHABILITATION RESEARCH		DIRECT	DEPARTMENT OF HEALTH AND HUMAN SERVICES (HHS)		101,438	
93.433	ACL NATIONAL INSTITUTE ON DISABILITY, INDEPENDENT LIVING, AND REHABILITATION RESEARCH		PASS-THROUGH	BRANDEIS UNIVERSITY	VARIOUS	75,638	
93.433	ACL NATIONAL INSTITUTE ON DISABILITY, INDEPENDENT LIVING, AND REHABILITATION RESEARCH		PASS-THROUGH	REHABILITATION INSTITUTE OF CHICAGO	403691	111,830	
93.433	ACL NATIONAL INSTITUTE ON DISABILITY, INDEPENDENT LIVING, AND REHABILITATION RESEARCH		PASS-THROUGH	REHABILITATION INSTITUTE OF CHICAGO	7246	158,583	
93.433	ACL NATIONAL INSTITUTE ON DISABILITY, INDEPENDENT LIVING, AND REHABILITATION RESEARCH		PASS-THROUGH	SHEPHERD CENTER, INC.	8163	156,869	
93.433	ACL NATIONAL INSTITUTE ON DISABILITY, INDEPENDENT LIVING, AND REHABILITATION RESEARCH		PASS-THROUGH	UNIVERSITY OF MINNESOTA	SHEP-20-0002	19,080	
93.433	ACL NATIONAL INSTITUTE ON DISABILITY, INDEPENDENT LIVING, AND REHABILITATION RESEARCH				A005198604	623,438	
93.434	EVERY STUDENT SUCCEEDS ACT/PRESCHOOL DEVELOPMENT GRANTS		PASS-THROUGH	MARYLAND STATE DEPARTMENT OF EDUCATION	201493	96,107	
93.434	EVERY STUDENT SUCCEEDS ACT/PRESCHOOL DEVELOPMENT GRANTS Total					96,107	
93.470	ALZHEIMER'S DISEASE PROGRAM INITIATIVE (ADPI)		DIRECT	DEPARTMENT OF HEALTH AND HUMAN SERVICES (HHS)	VARIOUS	177,431	
93.470	ALZHEIMER'S DISEASE PROGRAM INITIATIVE (ADPI) Total					177,431	
93.508	AFFORDABLE CARE ACT (ACA) TRIBAL MATERNAL, INFANT, AND EARLY CHILDHOOD HOME VISITING PROGRAM		PASS-THROUGH	RIVERSIDE-SAN BERNARDINO COUNTY INDIAN HEALTH, INC		(33,806)	
93.508	AFFORDABLE CARE ACT (ACA) TRIBAL MATERNAL, INFANT, AND EARLY CHILDHOOD HOME VISITING PROGRAM Total				20132665	(33,806)	
93.595	WELFARE REFORM RESEARCH, EVALUATIONS AND NATIONAL STUDIES		DIRECT	DEPARTMENT OF HEALTH AND HUMAN SERVICES (HHS)	VARIOUS	71,193	
93.595	WELFARE REFORM RESEARCH, EVALUATIONS AND NATIONAL STUDIES Total					71,193	
93.610	HEALTH CARE INNOVATION AWARDS (HCIA)		DIRECT	DEPARTMENT OF HEALTH AND HUMAN SERVICES (HHS)	VARIOUS	12,622	
93.610	HEALTH CARE INNOVATION AWARDS (HCIA) Total					12,622	
93.623	BASIC CENTER GRANT		PASS-THROUGH	SUNY UNIVERSITY AT ALBANY	UN189JILL	18,171	
93.623	BASIC CENTER GRANT Total					18,171	
93.631	DEVELOPMENTAL DISABILITIES PROJECTS OF NATIONAL SIGNIFICANCE		PASS-THROUGH	ALZHEIMER'S ASSOCIATION CALIFORNIA SOUTHLAND CHAPTER	90ADPI0035-01-00	8,369	
93.631	DEVELOPMENTAL DISABILITIES PROJECTS OF NATIONAL SIGNIFICANCE Total					8,369	
93.632	UNIVERSITY CENTERS FOR EXCELLENCE IN DEVELOPMENTAL DISABILITIES EDUCATION, RESEARCH, AND SERVICE		DIRECT	DEPARTMENT OF HEALTH AND HUMAN SERVICES (HHS)		553,797	
93.632	UNIVERSITY CENTERS FOR EXCELLENCE IN DEVELOPMENTAL DISABILITIES EDUCATION, RESEARCH, AND SERVICE Total				VARIOUS	553,797	
93.648	CHILD WELFARE RESEARCH TRAINING OR DEMONSTRATION		PASS-THROUGH	UNIVERSITY OF NEBRASKA	24-0520-0261-005	420,645	
93.648	CHILD WELFARE RESEARCH TRAINING OR DEMONSTRATION Total					420,645	
93.658	FOSTER CARE-TITLE IV-E		PASS-THROUGH	CALIFORNIA DEPARTMENT OF SOCIAL SERVICES	16IA0WEBSTER 0618	128	
93.658	FOSTER CARE-TITLE IV-E		PASS-THROUGH	CALIFORNIA DEPARTMENT OF SOCIAL SERVICES	18-3029	598	
93.658	FOSTER CARE-TITLE IV-E		PASS-THROUGH	MCM LABORATORIES INCORPORATED	900159 19169	117,312	
93.658	FOSTER CARE-TITLE IV-E Total					118,039	
93.687	MATERNAL OPIOID MISUSE MODEL		PASS-THROUGH	KAISER PERMANENTE DIVISION OF RESEARCH	RNG209336-01	137,031	
93.687	MATERNAL OPIOID MISUSE MODEL Total					137,031	
93.701	TRANS-NIH RECOVERY ACT RESEARCH SUPPORT		PASS-THROUGH	UNIVERSITY OF WASHINGTON	675162Z	780	
93.701	TRANS-NIH RECOVERY ACT RESEARCH SUPPORT		PASS-THROUGH	UNIVERSITY OF WASHINGTON	718853Z	677	
93.701	TRANS-NIH RECOVERY ACT RESEARCH SUPPORT Total					1,457	



**University of California**  
**Schedule of Expenditures of Federal Awards**

*For the Fiscal Year Ended  
June 30, 2021  
(Expressed in whole dollars)*

**Research And Development Cluster**

Assistance Listing Number	Federal Program Title	Additional Award Identification	Direct / Pass-Through	Agency or Pass-Through Entity	Pass-Through No. or Other Identifier	Federal Expenditures	Passed-Through to Subrecipients
93.732	MENTAL AND BEHAVIORAL HEALTH EDUCATION AND TRAINING GRANTS		DIRECT	DEPARTMENT OF HEALTH AND HUMAN SERVICES (HHS)	VARIOUS	743,465	
93.732	MENTAL AND BEHAVIORAL HEALTH EDUCATION AND TRAINING GRANTS Total					743,465	
93.733			PASS-THROUGH	ACADEMIC PEDIATRIC ASSOCIATION		(103)	
93.733	CAPACITY BUILDING ASSISTANCE TO STRENGTHEN PUBLIC HEALTH IMMUNIZATION INFRASTRUCTURE AND PERFORMANCE – FINANCED IN PART BY THE PREVENTION AND PUBLIC HEALTH FUND (PPHF)				20152248	(103)	
93.738	PPHF: RACIAL AND ETHNIC APPROACHES TO COMMUNITY HEALTH PROGRAM FINANCED SOLELY BY PUBLIC PREVENTION AND HEALTH FUNDS		PASS-THROUGH	PUBLIC HEALTH ADVOCATES		82,910	
93.738	PPHF: RACIAL AND ETHNIC APPROACHES TO COMMUNITY HEALTH PROGRAM FINANCED SOLELY BY PUBLIC PREVENTION AND HEALTH FUNDS Total				20190083	82,910	
93.747	ELDER ABUSE PREVENTION INTERVENTIONS PROGRAM		DIRECT	DEPARTMENT OF HEALTH AND HUMAN SERVICES (HHS)	VARIOUS	18,459	
93.747	ELDER ABUSE PREVENTION INTERVENTIONS PROGRAM Total					18,459	
93.758	PREVENTIVE HEALTH AND HEALTH SERVICES BLOCK GRANT FUNDED SOLELY WITH PREVENTION AND PUBLIC HEALTH FUNDS (PPHF)		PASS-THROUGH	CALIFORNIA DEPARTMENT OF PUBLIC HEALTH		608,059	
93.758	PREVENTIVE HEALTH AND HEALTH SERVICES BLOCK GRANT FUNDED SOLELY WITH PREVENTION AND PUBLIC HEALTH FUNDS (PPHF) Total				18-10193	608,059	
93.762	A COMPREHENSIVE APPROACH TO GOOD HEALTH AND WELLNESS IN INDIAN COUNTY – FINANCED SOLELY BY PREVENTION AND PUBLIC HEALTH		PASS-THROUGH	CALIFORNIA RURAL INDIAN HEALTH BOARD, INC.		119,067	
93.762	A COMPREHENSIVE APPROACH TO GOOD HEALTH AND WELLNESS IN INDIAN COUNTY – FINANCED SOLELY BY PREVENTION AND PUBLIC HEALTH Total				20184458.1	119,067	
93.763	ALZHEIMER'S DISEASE INITIATIVE: SPECIALIZED SUPPORTIVE SERVICES PROJECT (ADI-SSS) THRU PREVENTION AND PUBLIC HEALTH FUNDS (PPHF)		DIRECT	DEPARTMENT OF HEALTH AND HUMAN SERVICES (HHS)		52,175	
93.763	ALZHEIMER'S DISEASE INITIATIVE: SPECIALIZED SUPPORTIVE SERVICES PROJECT (ADI-SSS) THRU PREVENTION AND PUBLIC HEALTH FUNDS (PPHF) Total				VARIOUS	52,175	
93.767	CHILDREN'S HEALTH INSURANCE PROGRAM (CHIP)		PASS-THROUGH	JOHNS HOPKINS UNIVERSITY		20,026	
93.767	CHILDREN'S HEALTH INSURANCE PROGRAM (CHIP) Total				75P0119F37008	20,026	
93.821	BIOMEDICAL RESEARCH AND RESEARCH TRAINING		PASS-THROUGH	DUKE UNIVERSITY		132	
93.821	BIOMEDICAL RESEARCH AND RESEARCH TRAINING Total				SUB 243797(HHSN-2752018000031)	132	
93.833	SUPPORTING AND MAINTAINING A SURVEILLANCE SYSTEM FOR CHRONIC KIDNEY DISEASE (CKD) IN THE UNITED STATES		DIRECT	DEPARTMENT OF HEALTH AND HUMAN SERVICES (HHS)		574,118	12,365
93.833	SUPPORTING AND MAINTAINING A SURVEILLANCE SYSTEM FOR CHRONIC KIDNEY DISEASE (CKD) IN THE UNITED STATES Total				VARIOUS	574,118	12,365
93.834	CAPACITY BUILDING ASSISTANCE (CBA) FOR HIGH-IMPACT HIV PREVENTION		PASS-THROUGH	HELUNA HEALTH		136,983	
93.834	CAPACITY BUILDING ASSISTANCE (CBA) FOR HIGH-IMPACT HIV PREVENTION Total				0592.0102	136,983	
93.837	CARDIOVASCULAR DISEASES RESEARCH		DIRECT	DEPARTMENT OF HEALTH AND HUMAN SERVICES (HHS)	VARIOUS	93,308,064	10,667,654
93.837	CARDIOVASCULAR DISEASES RESEARCH		PASS-THROUGH	ALBERT EINSTEIN COLLEGE OF MEDICINE		64,382	
93.837	CARDIOVASCULAR DISEASES RESEARCH		PASS-THROUGH	ALBERT EINSTEIN COLLEGE OF MEDICINE	SUB 311257(HL140976)	14,969	
93.837	CARDIOVASCULAR DISEASES RESEARCH		PASS-THROUGH	BECKMAN RESEARCH INSTITUTE OF THE CITY OF HOPE	SUB 31148A (HL146132)	108,205	
93.837	CARDIOVASCULAR DISEASES RESEARCH		PASS-THROUGH	BOSTON UNIVERSITY	62379.2007349.669304	101,199	
93.837	CARDIOVASCULAR DISEASES RESEARCH		PASS-THROUGH	BRIGHAM AND WOMEN'S HOSPITAL	4500003027	17,718	
93.837	CARDIOVASCULAR DISEASES RESEARCH		PASS-THROUGH	BRIGHAM AND WOMEN'S HOSPITAL	120816	29,998	
93.837	CARDIOVASCULAR DISEASES RESEARCH		PASS-THROUGH	BRIGHAM AND WOMEN'S HOSPITAL	123632	25,254	
93.837	CARDIOVASCULAR DISEASES RESEARCH		PASS-THROUGH	BRIGHAM AND WOMEN'S HOSPITAL	SUB 117712 (HL134811)	212,702	
93.837	CARDIOVASCULAR DISEASES RESEARCH		PASS-THROUGH	BRIGHAM AND WOMEN'S HOSPITAL	SUB 120938 (HL034594)	205,034	
93.837	CARDIOVASCULAR DISEASES RESEARCH		PASS-THROUGH	BRIGHAM AND WOMEN'S HOSPITAL	SUB 225707 (HL123336)	3,370	
93.837	CARDIOVASCULAR DISEASES RESEARCH		PASS-THROUGH	CALIFORNIA STATE UNIVERSITY, SAN FRANCISCO STATE UNIVERSITY	S18-0011	22,577	
93.837	CARDIOVASCULAR DISEASES RESEARCH		PASS-THROUGH	CARE NEW ENGLAND HEALTH SYSTEM	SUB 5001381(HL130591)	30,335	
93.837	CARDIOVASCULAR DISEASES RESEARCH		PASS-THROUGH	CASE WESTERN RESERVE UNIVERSITY	RES515085	127,854	
93.837	CARDIOVASCULAR DISEASES RESEARCH		PASS-THROUGH	CASE WESTERN RESERVE UNIVERSITY	RES515115	22,889	
93.837	CARDIOVASCULAR DISEASES RESEARCH		PASS-THROUGH	CASE WESTERN RESERVE UNIVERSITY	SUB RES515663 (HL149409)	58,883	
93.837	CARDIOVASCULAR DISEASES RESEARCH		PASS-THROUGH	CEDARS-SINAI MEDICAL CENTER	0001454811:7	1,031	
93.837	CARDIOVASCULAR DISEASES RESEARCH		PASS-THROUGH	CEDARS-SINAI MEDICAL CENTER	0001562752:1	229,912	
93.837	CARDIOVASCULAR DISEASES RESEARCH		PASS-THROUGH	CEDARS-SINAI MEDICAL CENTER	1583893:1	17,718	
93.837	CARDIOVASCULAR DISEASES RESEARCH		PASS-THROUGH	CEDARS-SINAI MEDICAL CENTER	1670409	18,509	
93.837	CARDIOVASCULAR DISEASES RESEARCH		PASS-THROUGH	CEDARS-SINAI MEDICAL CENTER	1847785	31,484	
93.837	CARDIOVASCULAR DISEASES RESEARCH		PASS-THROUGH	CEDARS-SINAI MEDICAL CENTER	20194079	21,578	
93.837	CARDIOVASCULAR DISEASES RESEARCH		PASS-THROUGH	CEDARS-SINAI MEDICAL CENTER	SUB 1569406 (HL143227)	224,491	
93.837	CARDIOVASCULAR DISEASES RESEARCH		PASS-THROUGH	CEDARS-SINAI MEDICAL CENTER	SUB 1589403 (HL134168)	1,605	
93.837	CARDIOVASCULAR DISEASES RESEARCH		PASS-THROUGH	CHILDREN'S HOSPITAL LOS ANGELES	20192539	4,645	

**University of California**  
**Schedule of Expenditures of Federal Awards**

*For the Fiscal Year Ended*  
*June 30, 2021*  
*(Expressed in whole dollars)*

**Research And Development Cluster**

Assistance Listing Number	Federal Program Title	Additional Award Identification	Direct / Pass-Through	Agency or Pass-Through Entity	Pass-Through No. or Other Identifier	Federal Expenditures	Passed-Through to Subrecipients
93.837	CARDIOVASCULAR DISEASES RESEARCH		PASS-THROUGH	CHILDREN'S HOSPITAL MEDICAL CENTER OF CINCINNATI	137341	(500)	
93.837	CARDIOVASCULAR DISEASES RESEARCH		PASS-THROUGH	CHILDREN'S HOSPITAL MEDICAL CENTER OF CINCINNATI	SUB 138275 (HL131003)	6,921	
93.837	CARDIOVASCULAR DISEASES RESEARCH		PASS-THROUGH	CHILDREN'S HOSPITAL MEDICAL CENTER OF CINCINNATI	SUB 138281 (HL131003)	101,714	
93.837	CARDIOVASCULAR DISEASES RESEARCH		PASS-THROUGH	CHILDREN'S HOSPITAL OF PHILADELPHIA	3200170321.3	721	
93.837	CARDIOVASCULAR DISEASES RESEARCH		PASS-THROUGH	CINCINNATI CHILDREN'S HOSPITAL MEDICAL CENTER	R01HL132831	75,517	
93.837	CARDIOVASCULAR DISEASES RESEARCH		PASS-THROUGH	COLUMBIA UNIVERSITY	1(GG011028)	19,616	
93.837	CARDIOVASCULAR DISEASES RESEARCH		PASS-THROUGH	COLUMBIA UNIVERSITY	7(GG011046-04):3	248	
93.837	CARDIOVASCULAR DISEASES RESEARCH		PASS-THROUGH	COLUMBIA UNIVERSITY MEDICAL CENTER	1(GG011659)	(16)	
93.837	CARDIOVASCULAR DISEASES RESEARCH		PASS-THROUGH	DREXEL UNIVERSITY	800193	17,794	
93.837	CARDIOVASCULAR DISEASES RESEARCH		PASS-THROUGH	DREXEL UNIVERSITY	800193-3	54,820	
93.837	CARDIOVASCULAR DISEASES RESEARCH		PASS-THROUGH	DUKE UNIVERSITY	A030592	178,161	
93.837	CARDIOVASCULAR DISEASES RESEARCH		PASS-THROUGH	DUKE UNIVERSITY		8,785	
93.837	CARDIOVASCULAR DISEASES RESEARCH		PASS-THROUGH	EMORY UNIVERSITY	SUB A030955 (HL13753)	248,528	
93.837	CARDIOVASCULAR DISEASES RESEARCH		PASS-THROUGH	FRED HUTCHINSON CANCER RESEARCH CENTER	SUB A429570 (HL146147)	21,504	
93.837	CARDIOVASCULAR DISEASES RESEARCH		PASS-THROUGH	FRED HUTCHINSON CANCER RESEARCH CENTER	0001040906	20,348	
93.837	CARDIOVASCULAR DISEASES RESEARCH		PASS-THROUGH	FRED HUTCHINSON CANCER RESEARCH CENTER	SUB 0000865653 (HHSN2682016000	16,403	
93.837	CARDIOVASCULAR DISEASES RESEARCH		PASS-THROUGH	FRED HUTCHINSON CANCER RESEARCH CENTER	SUB 0000977454 (HL122273)	14,020	
93.837	CARDIOVASCULAR DISEASES RESEARCH		PASS-THROUGH	FRED HUTCHINSON CANCER RESEARCH CENTER	SUB 0001055252 (HL151885)	82,417	
93.837	CARDIOVASCULAR DISEASES RESEARCH		PASS-THROUGH	GE GLOBAL RESEARCH	SUB 401148496 (HL153250)	226,005	
93.837	CARDIOVASCULAR DISEASES RESEARCH		PASS-THROUGH	GEORGIA TECH RESEARCH CORPORATION	R0884-C1	3,265	
93.837	CARDIOVASCULAR DISEASES RESEARCH		PASS-THROUGH	GLADSTONE INSTITUTES	R02177-C	557,650	
93.837	CARDIOVASCULAR DISEASES RESEARCH		PASS-THROUGH	GLADSTONE INSTITUTES	SC-00002	338,299	
93.837	CARDIOVASCULAR DISEASES RESEARCH		PASS-THROUGH	HUNTINGTON MEDICAL RESEARCH INSTITUTES	6085-18-01-CYC1	83,946	
93.837	CARDIOVASCULAR DISEASES RESEARCH		PASS-THROUGH	INDIANA UNIVERSITY	IN4687648UCLA:1	37,372	
93.837	CARDIOVASCULAR DISEASES RESEARCH		PASS-THROUGH	IOWA STATE UNIVERSITY	009896	25,214	
93.837	CARDIOVASCULAR DISEASES RESEARCH		PASS-THROUGH	KAISER FOUNDATION RESEARCH INSTITUTION	R01DK118455	133,554	
93.837	CARDIOVASCULAR DISEASES RESEARCH		PASS-THROUGH	KAISER PERMANENTE DIVISION OF RESEARCH	RNG209677-01	20,366	
93.837	CARDIOVASCULAR DISEASES RESEARCH		PASS-THROUGH	KENT COUNTY MEMORIAL HOSPITAL	5001381-KLEIN	49,670	
93.837	CARDIOVASCULAR DISEASES RESEARCH		PASS-THROUGH	LA JOLLA INSTITUTE FOR IMMUNOLOGY	SUB 22817-44-393 (HL136275)	119,436	
93.837	CARDIOVASCULAR DISEASES RESEARCH		PASS-THROUGH	LA JOLLA INSTITUTE FOR IMMUNOLOGY	SUB 22817-50-393 (HL136275)	2,909	
93.837	CARDIOVASCULAR DISEASES RESEARCH		PASS-THROUGH	LUNDQUIST INSTITUTE FOR BIOMEDICAL INNOVATION AT HARBOR-UCLA	SUB 31470-01 (HL146666)	13,411	
93.837	CARDIOVASCULAR DISEASES RESEARCH		PASS-THROUGH	MASSACHUSETTS GENERAL HOSPITAL	20152908:6	183,858	
93.837	CARDIOVASCULAR DISEASES RESEARCH		PASS-THROUGH	MASSACHUSETTS GENERAL HOSPITAL	230744:2	10,300	
93.837	CARDIOVASCULAR DISEASES RESEARCH		PASS-THROUGH	MASSACHUSETTS GENERAL HOSPITAL	237424	339,984	
93.837	CARDIOVASCULAR DISEASES RESEARCH		PASS-THROUGH	MASSACHUSETTS GENERAL HOSPITAL	SUB 231822 (HL140224)	(5,763)	
93.837	CARDIOVASCULAR DISEASES RESEARCH		PASS-THROUGH	MAYO CLINIC/MAYO FOUNDATION FOR MEDICAL EDUCATION & RESEARCH	SAF-243773	15	
93.837	CARDIOVASCULAR DISEASES RESEARCH		PASS-THROUGH	MAYO CLINIC/MAYO FOUNDATION FOR MEDICAL EDUCATION & RESEARCH	UNI-239863-01/PO #66648734	(44)	
93.837	CARDIOVASCULAR DISEASES RESEARCH		PASS-THROUGH	MEDICAL COLLEGE OF WISCONSIN	20195111	208,985	
93.837	CARDIOVASCULAR DISEASES RESEARCH		PASS-THROUGH	NATIONAL BUREAU OF ECONOMIC RESEARCH, INC	4144B.UCSF	(162,381)	
93.837	CARDIOVASCULAR DISEASES RESEARCH		PASS-THROUGH	NATIONAL HEART, LUNG AND BLOOD INSTITUTE	11562SC	(20,582)	
93.837	CARDIOVASCULAR DISEASES RESEARCH		PASS-THROUGH	NATIONAL HEART, LUNG AND BLOOD INSTITUTE	9200SC:04	(1,786)	
93.837	CARDIOVASCULAR DISEASES RESEARCH		PASS-THROUGH	NATIONAL JEWISH HEALTH	20100604 UCSF SUB	3,482	
93.837	CARDIOVASCULAR DISEASES RESEARCH		PASS-THROUGH	NATIONAL JEWISH HEALTH	20103404	4,515	
93.837	CARDIOVASCULAR DISEASES RESEARCH		PASS-THROUGH	NEW ENGLAND RESEARCH INSTITUTE, INC.	201500084	7,877	
93.837	CARDIOVASCULAR DISEASES RESEARCH		PASS-THROUGH	NEW ENGLAND RESEARCH INSTITUTE, INC.	G140030	12,699	
93.837	CARDIOVASCULAR DISEASES RESEARCH		PASS-THROUGH	NEW ENGLAND RESEARCH INSTITUTE, INC.	SUB 20193775 (HL135691)	10,482	
93.837	CARDIOVASCULAR DISEASES RESEARCH		PASS-THROUGH	NEW YORK UNIVERSITY	20131088	1,954	
93.837	CARDIOVASCULAR DISEASES RESEARCH		PASS-THROUGH	NEW YORK UNIVERSITY	NYU-202588-CYC6	123	
93.837	CARDIOVASCULAR DISEASES RESEARCH		PASS-THROUGH	NEW YORK UNIVERSITY	ROIHL19153	90,072	
93.837	CARDIOVASCULAR DISEASES RESEARCH		PASS-THROUGH	NORTH CAROLINA STATE UNIVERSITY	NIH 0275-01	2,622	
93.837	CARDIOVASCULAR DISEASES RESEARCH		PASS-THROUGH	NORTHWESTERN UNIVERSITY	60043010UCSF	53,086	
93.837	CARDIOVASCULAR DISEASES RESEARCH		PASS-THROUGH	NORTHWESTERN UNIVERSITY	60057139 UCSF	13,814	
93.837	CARDIOVASCULAR DISEASES RESEARCH		PASS-THROUGH	NORTHWESTERN UNIVERSITY	SUB 60043010 UCSD (HL130502)	24,886	
93.837	CARDIOVASCULAR DISEASES RESEARCH		PASS-THROUGH	OHIO STATE UNIVERSITY	60071080	(12,737)	
93.837	CARDIOVASCULAR DISEASES RESEARCH		PASS-THROUGH	OREGON HEALTH & SCIENCE UNIVERSITY	1002459	84,188	
93.837	CARDIOVASCULAR DISEASES RESEARCH		PASS-THROUGH	OREGON HEALTH & SCIENCE UNIVERSITY	1015340	17,449	
93.837	CARDIOVASCULAR DISEASES RESEARCH		PASS-THROUGH	PURDUE UNIVERSITY	11001052-015	412,427	
93.837	CARDIOVASCULAR DISEASES RESEARCH		PASS-THROUGH	RADY CHILDREN'S HOSPITAL-SAN DIEGO	SUB S1072-1002532-SA1 (HL14517)	4,673	
93.837	CARDIOVASCULAR DISEASES RESEARCH		PASS-THROUGH	RAND CORPORATION	9920180117	106,443	
93.837	CARDIOVASCULAR DISEASES RESEARCH		PASS-THROUGH	RAND CORPORATION	SCON-00000309	(499)	
93.837	CARDIOVASCULAR DISEASES RESEARCH		PASS-THROUGH	RHODE ISLAND HOSPITAL	701-5552	2,187	
93.837	CARDIOVASCULAR DISEASES RESEARCH		PASS-THROUGH	RICE UNIVERSITY	R22636	17,648	
93.837	CARDIOVASCULAR DISEASES RESEARCH		PASS-THROUGH	RTI INTERNATIONAL		356,313	
93.837	CARDIOVASCULAR DISEASES RESEARCH		PASS-THROUGH	SANFORD BURNHAM PREBYS MEDICAL DISCOVERY INSTITUTE	10-312-0217457-66032L	325,862	
93.837	CARDIOVASCULAR DISEASES RESEARCH		PASS-THROUGH	SANFORD BURNHAM PREBYS MEDICAL DISCOVERY INSTITUTE	60062-12920	9,767	
93.837	CARDIOVASCULAR DISEASES RESEARCH		PASS-THROUGH	SANFORD BURNHAM PREBYS MEDICAL DISCOVERY INSTITUTE	SUB 60062-12921-UCSD (HL131474)	56,027	
93.837	CARDIOVASCULAR DISEASES RESEARCH		PASS-THROUGH	STANFORD UNIVERSITY	61335463-121980	96,229	
93.837	CARDIOVASCULAR DISEASES RESEARCH		PASS-THROUGH	STANFORD UNIVERSITY	61786701-132591	81,169	
93.837	CARDIOVASCULAR DISEASES RESEARCH		PASS-THROUGH	STANFORD UNIVERSITY	61925511-132591	114,695	
93.837	CARDIOVASCULAR DISEASES RESEARCH		PASS-THROUGH	STANFORD UNIVERSITY	62060911-135894	154,767	
93.837	CARDIOVASCULAR DISEASES RESEARCH		PASS-THROUGH	STANFORD UNIVERSITY	62163872-136790	689,057	
93.837	CARDIOVASCULAR DISEASES RESEARCH		PASS-THROUGH	STANFORD UNIVERSITY	A20-3260	215,507	
93.837	CARDIOVASCULAR DISEASES RESEARCH		PASS-THROUGH	STANFORD UNIVERSITY	P01HL141084	45,723	
93.837	CARDIOVASCULAR DISEASES RESEARCH		PASS-THROUGH	STANFORD UNIVERSITY	SUB 61289425-123492 (HL132225)	103,501	
93.837	CARDIOVASCULAR DISEASES RESEARCH		PASS-THROUGH	STANFORD UNIVERSITY	SUB 62114678-131050 (HL141712)	48,892	
93.837	CARDIOVASCULAR DISEASES RESEARCH		PASS-THROUGH	STANFORD UNIVERSITY	SUB 62479930-118781 (HL083359)	245,392	
93.837	CARDIOVASCULAR DISEASES RESEARCH		PASS-THROUGH	TEXAS A&M UNIVERSITY - COLLEGE STATION	SUB M1902042 (HL145534)		
93.837	CARDIOVASCULAR DISEASES RESEARCH		PASS-THROUGH	TEXAS HEART INSTITUTE	20191695		

**University of California**  
**Schedule of Expenditures of Federal Awards**

For the Fiscal Year Ended  
June 30, 2021  
(Expressed in whole dollars)

**Research And Development Cluster**

Assistance Listing Number	Federal Program Title	Additional Award Identification	Direct / Pass-Through	Agency or Pass-Through Entity	Pass-Through No. or Other Identifier	Federal Expenditures	Passed-Through to Subrecipients
93.837	CARDIOVASCULAR DISEASES RESEARCH		PASS-THROUGH	THE HEKTOEN INSTITUTE OF MEDICINE	50811-324-UCSF01	33,640	
93.837	CARDIOVASCULAR DISEASES RESEARCH		PASS-THROUGH	THE UNIVERSITY OF ALABAMA AT BIRMINGHAM		178,457	
93.837	CARDIOVASCULAR DISEASES RESEARCH		PASS-THROUGH	TOURO COLLEGE AND UNIVERSITY SYSTEM	000518828-002	13	
93.837	CARDIOVASCULAR DISEASES RESEARCH		PASS-THROUGH	TOURO COLLEGE AND UNIVERSITY SYSTEM	00007SC	844	
93.837	CARDIOVASCULAR DISEASES RESEARCH		PASS-THROUGH	UNIVERSITY OF ARIZONA	T00008SC		
93.837	CARDIOVASCULAR DISEASES RESEARCH		PASS-THROUGH	UNIVERSITY OF CINCINNATI	381130	167,967	
93.837	CARDIOVASCULAR DISEASES RESEARCH		PASS-THROUGH	UNIVERSITY OF COLORADO BOULDER	010575-008	8,892	
93.837	CARDIOVASCULAR DISEASES RESEARCH		PASS-THROUGH	UNIVERSITY OF ILLINOIS AT CHICAGO	SUB1554895 (HL134887)	45,342	
93.837	CARDIOVASCULAR DISEASES RESEARCH		PASS-THROUGH	UNIVERSITY OF ILLINOIS AT CHICAGO	15927	117,489	
93.837	CARDIOVASCULAR DISEASES RESEARCH		PASS-THROUGH	UNIVERSITY OF LOUISVILLE RESEARCH FOUNDATION, INC.	SUB-18147-HL148756	3,338	
93.837	CARDIOVASCULAR DISEASES RESEARCH		PASS-THROUGH	UNIVERSITY OF MIAMI	011506	20,398	
93.837	CARDIOVASCULAR DISEASES RESEARCH		PASS-THROUGH	UNIVERSITY OF MIAMI	665288/SPC-000199	(20,702)	
93.837	CARDIOVASCULAR DISEASES RESEARCH		PASS-THROUGH	UNIVERSITY OF MIAMI	R56HL146133	977	
93.837	CARDIOVASCULAR DISEASES RESEARCH		PASS-THROUGH	UNIVERSITY OF MICHIGAN	SUB	2,027	
93.837	CARDIOVASCULAR DISEASES RESEARCH		PASS-THROUGH	UNIVERSITY OF MICHIGAN	OS000000264(HL148880)		
93.837	CARDIOVASCULAR DISEASES RESEARCH		PASS-THROUGH	UNIVERSITY OF MICHIGAN	3004659121	16,022	
93.837	CARDIOVASCULAR DISEASES RESEARCH		PASS-THROUGH	UNIVERSITY OF MICHIGAN	SUB SUBK00012912	36,745	
93.837	CARDIOVASCULAR DISEASES RESEARCH		PASS-THROUGH	UNIVERSITY OF MINNESOTA	(SUBK00008...		
93.837	CARDIOVASCULAR DISEASES RESEARCH		PASS-THROUGH	UNIVERSITY OF MINNESOTA	UG3HL145269	13,955	
93.837	CARDIOVASCULAR DISEASES RESEARCH		PASS-THROUGH	UNIVERSITY OF MINNESOTA	N006187401	19,902	
93.837	CARDIOVASCULAR DISEASES RESEARCH		PASS-THROUGH	UNIVERSITY OF MINNESOTA	N006187440.2	8,193	
93.837	CARDIOVASCULAR DISEASES RESEARCH		PASS-THROUGH	UNIVERSITY OF MINNESOTA	R01HL138539	113,702	
93.837	CARDIOVASCULAR DISEASES RESEARCH		PASS-THROUGH	UNIVERSITY OF MISSISSIPPI	SP10517-SB2	35,185	
93.837	CARDIOVASCULAR DISEASES RESEARCH		PASS-THROUGH	UNIVERSITY OF NEW MEXICO	SR01HL131696	577,717	
93.837	CARDIOVASCULAR DISEASES RESEARCH		PASS-THROUGH	UNIVERSITY OF NEW SOUTH WALES	RG161191	8,856	
93.837	CARDIOVASCULAR DISEASES RESEARCH		PASS-THROUGH	UNIVERSITY OF NORTH CAROLINA AT CHAPEL HILL	SUB 5116340	452,238	
93.837	CARDIOVASCULAR DISEASES RESEARCH		PASS-THROUGH	UNIVERSITY OF PENNSYLVANIA	(HL147853)		
93.837	CARDIOVASCULAR DISEASES RESEARCH		PASS-THROUGH	UNIVERSITY OF PENNSYLVANIA	567197	14,140	
93.837	CARDIOVASCULAR DISEASES RESEARCH		PASS-THROUGH	UNIVERSITY OF PITTSBURGH	574952	27,345	
93.837	CARDIOVASCULAR DISEASES RESEARCH		PASS-THROUGH	UNIVERSITY OF SOUTH FLORIDA	CNVA00062106 (132385-1)	62,485	
93.837	CARDIOVASCULAR DISEASES RESEARCH		PASS-THROUGH	UNIVERSITY OF SOUTHERN CALIFORNIA	6143-1210-00-A	59,937	
93.837	CARDIOVASCULAR DISEASES RESEARCH		PASS-THROUGH	UNIVERSITY OF SOUTHERN CALIFORNIA	133248014	261,452	
93.837	CARDIOVASCULAR DISEASES RESEARCH		PASS-THROUGH	UNIVERSITY OF SOUTHERN CALIFORNIA	142010096	2,562	
93.837	CARDIOVASCULAR DISEASES RESEARCH		PASS-THROUGH	UNIVERSITY OF SOUTHERN CALIFORNIA	143660508	15,327	
93.837	CARDIOVASCULAR DISEASES RESEARCH		PASS-THROUGH	UNIVERSITY OF TEXAS HEALTH SCIENCE CENTER AT TYLER	SC18-01	190,837	
93.837	CARDIOVASCULAR DISEASES RESEARCH		PASS-THROUGH	UNIVERSITY OF VIRGINIA	GB10205.PO#2168099	(149)	
93.837	CARDIOVASCULAR DISEASES RESEARCH		PASS-THROUGH	UNIVERSITY OF VIRGINIA	SUB GB10392 153894	1,826	
93.837	CARDIOVASCULAR DISEASES RESEARCH		PASS-THROUGH	UNIVERSITY OF WASHINGTON	(HL136098)		
93.837	CARDIOVASCULAR DISEASES RESEARCH		PASS-THROUGH	UNIVERSITY OF WASHINGTON	BPO18370	78,662	
93.837	CARDIOVASCULAR DISEASES RESEARCH		PASS-THROUGH	UNIVERSITY OF WASHINGTON	SUB UWSC8735	(1,067)	
93.837	CARDIOVASCULAR DISEASES RESEARCH		PASS-THROUGH	UNIVERSITY OF WASHINGTON	(HL122199)		
93.837	CARDIOVASCULAR DISEASES RESEARCH		PASS-THROUGH	UNIVERSITY OF WASHINGTON	UNIV WASH 10377	(112)	
93.837	CARDIOVASCULAR DISEASES RESEARCH		PASS-THROUGH	UNIVERSITY OF WASHINGTON	UWSC8535:4	(2,513)	
93.837	CARDIOVASCULAR DISEASES RESEARCH		PASS-THROUGH	UNIVERSITY OF WASHINGTON	UWSC9050	17,638	
93.837	CARDIOVASCULAR DISEASES RESEARCH		PASS-THROUGH	UNIVERSITY OF WISCONSIN SYSTEM	R01HL141214	44,278	
93.837	CARDIOVASCULAR DISEASES RESEARCH		PASS-THROUGH	UNIVERSITY OF WISCONSIN-MADISON	000000669	250,954	
93.837	CARDIOVASCULAR DISEASES RESEARCH		PASS-THROUGH	UNIVERSITY OF WISCONSIN-MADISON	866K423	5,639	
93.837	CARDIOVASCULAR DISEASES RESEARCH		PASS-THROUGH	VANDERBILT UNIVERSITY MEDICAL CENTER	SUB VUMC 80057	28,646	
93.837	CARDIOVASCULAR DISEASES RESEARCH		PASS-THROUGH	WAKE FOREST UNIVERSITY	(HL149948)		
93.837	CARDIOVASCULAR DISEASES RESEARCH		PASS-THROUGH	WASHINGTON UNIVERSITY IN ST. LOUIS	100720-114489:5	15,755	
93.837	CARDIOVASCULAR DISEASES RESEARCH		PASS-THROUGH	WASHINGTON UNIVERSITY IN ST. LOUIS	WU-20-383	47,127	
93.837	CARDIOVASCULAR DISEASES RESEARCH		PASS-THROUGH	WASHINGTON UNIVERSITY IN ST. LOUIS	WU-21-259	1,212	
93.837	CARDIOVASCULAR DISEASES RESEARCH		PASS-THROUGH	WASHINGTON UNIVERSITY IN ST. LOUIS	WU-21-372	8,035	
93.837	CARDIOVASCULAR DISEASES RESEARCH		PASS-THROUGH	WASHINGTON UNIVERSITY IN ST. LOUIS	WU-21-416/PO2940941	7,090	
93.837	CARDIOVASCULAR DISEASES RESEARCH		PASS-THROUGH	WAYNE STATE UNIVERSITY	WSU20046	40,292	
93.837	CARDIOVASCULAR DISEASES RESEARCH		PASS-THROUGH	YALE UNIVERSITY	A135510	3,267	
93.837	CARDIOVASCULAR DISEASES RESEARCH		PASS-THROUGH	YALE UNIVERSITY	GK000124 (CON-80000470):4	18,392	
93.837	CARDIOVASCULAR DISEASES RESEARCH		PASS-THROUGH	YALE UNIVERSITY	GR102535 (CON-80001209)	62,193	
93.837	CARDIOVASCULAR DISEASES RESEARCH		PASS-THROUGH	YALE UNIVERSITY	SUB NONE (HL125918)	332	
93.837	CARDIOVASCULAR DISEASES RESEARCH		PASS-THROUGH	MASS GENERAL BRIGHAM	229172	2,041	
93.837	CARDIOVASCULAR DISEASES RESEARCH		PASS-THROUGH	LOMA LINDA UNIVERSITY	2160056-UCLA:2	130,888	
93.837	CARDIOVASCULAR DISEASES RESEARCH		PASS-THROUGH	CHILDREN'S MERCY HOSPITAL		15,106	
93.837	CARDIOVASCULAR DISEASES RESEARCH		PASS-THROUGH		SUB 601164 (HL148463)		
93.837	CARDIOVASCULAR DISEASES RESEARCH Total					104,578,482	10,667,654
93.837	COVID-19 - CARDIOVASCULAR DISEASES RESEARCH	COVID-19	DIRECT	DEPARTMENT OF HEALTH AND HUMAN SERVICES (HHS)	VARIOUS	5,184,273	316,146
93.837	COVID-19 - CARDIOVASCULAR DISEASES RESEARCH Total					5,184,273	316,146
93.838	LUNG DISEASES RESEARCH		DIRECT	DEPARTMENT OF HEALTH AND HUMAN SERVICES (HHS)	VARIOUS	42,970,056	7,582,389
93.838	LUNG DISEASES RESEARCH		PASS-THROUGH	ANN & ROBERT H. LURIE CHILDREN'S HOSPITAL OF CHICAGO	R34HL153474	28,317	
93.838	LUNG DISEASES RESEARCH		PASS-THROUGH	AUGUSTA UNIVERSITY	33346-2	37,927	
93.838	LUNG DISEASES RESEARCH		PASS-THROUGH	BAYLOR COLLEGE OF MEDICINE	7000000159	(31)	
93.838	LUNG DISEASES RESEARCH		PASS-THROUGH	BOSTON UNIVERSITY	4500003790	94,070	
93.838	LUNG DISEASES RESEARCH		PASS-THROUGH	BRIGHAM AND WOMEN'S HOSPITAL	117080	(3,968)	
93.838	LUNG DISEASES RESEARCH		PASS-THROUGH	BRIGHAM AND WOMEN'S HOSPITAL	122869	212,774	
93.838	LUNG DISEASES RESEARCH		PASS-THROUGH	CEDARS-SINAI MEDICAL CENTER	1600339:1	221,116	
93.838	LUNG DISEASES RESEARCH		PASS-THROUGH	CEDARS-SINAI MEDICAL CENTER	1600340:1	354,750	
93.838	LUNG DISEASES RESEARCH		PASS-THROUGH	CELL BIOLOGICS, INC.	PA-16-303	104,952	
93.838	LUNG DISEASES RESEARCH		PASS-THROUGH	CHILDREN'S HOSPITAL MEDICAL CENTER OF CINCINNATI	A20-0097-001	221,750	
93.838	LUNG DISEASES RESEARCH		PASS-THROUGH	CHILDREN'S HOSPITAL OF PHILADELPHIA	3200930819:1	4,460	
93.838	LUNG DISEASES RESEARCH		PASS-THROUGH	COLUMBIA UNIVERSITY	1(GG010919-05):5	831	
93.838	LUNG DISEASES RESEARCH		PASS-THROUGH	COLUMBIA UNIVERSITY	9(GG015835-01)	180,477	
93.838	LUNG DISEASES RESEARCH		PASS-THROUGH	COLUMBIA UNIVERSITY	SUB 1 GG013356-01(HL138468)	150,544	
93.838	LUNG DISEASES RESEARCH		PASS-THROUGH	COLUMBIA UNIVERSITY MEDICAL CENTER	4(GG015835-01)	188,500	
93.838	LUNG DISEASES RESEARCH		PASS-THROUGH	COPD FOUNDATION	001-AMEND3	8,407	
93.838	LUNG DISEASES RESEARCH		PASS-THROUGH	COPD FOUNDATION	002-AMEND1:1	3,402	
93.838	LUNG DISEASES RESEARCH		PASS-THROUGH	CORNELL UNIVERSITY	192243-15	17,763	
93.838	LUNG DISEASES RESEARCH		PASS-THROUGH	CORNELL UNIVERSITY	UG3HL145266	15,231	
93.838	LUNG DISEASES RESEARCH		PASS-THROUGH	EFFECTOR BIO, INC.	A22-0626	7,628	
93.838	LUNG DISEASES RESEARCH		PASS-THROUGH	INDIANA UNIVERSITY	R01HL148247	53,796	
93.838	LUNG DISEASES RESEARCH		PASS-THROUGH	JOHNS HOPKINS UNIVERSITY	2003614631	94,852	
93.838	LUNG DISEASES RESEARCH		PASS-THROUGH	KAER BIOTHERAPEUTICS CORPORATION	A132775	(17,375)	

**University of California  
Schedule of Expenditures of Federal Awards**

*For the Fiscal Year Ended  
June 30, 2021  
(Expressed in whole dollars)*

**Research And Development Cluster**

Assistance Listing Number	Federal Program Title	Additional Award Identification	Direct / Pass-Through	Agency or Pass-Through Entity	Pass-Through No. or Other Identifier	Federal Expenditures	Passed-Through to Subrecipients
93.838	LUNG DISEASES RESEARCH		PASS-THROUGH	LUNDQUIST INSTITUTE FOR BIOMEDICAL INNOVATION AT HARBOR-UCLA	21001448	160,498	
93.838	LUNG DISEASES RESEARCH		PASS-THROUGH	MASSACHUSETTS GENERAL HOSPITAL	237165	14,160	
93.838	LUNG DISEASES RESEARCH		PASS-THROUGH	MEDICAL COLLEGE OF WISCONSIN	MCW-5608298	17,071	
93.838	LUNG DISEASES RESEARCH		PASS-THROUGH	NATIONAL JEWISH HEALTH	20111603 UCSF SUB	451,930	
93.838	LUNG DISEASES RESEARCH		PASS-THROUGH	NATIONAL JEWISH HEALTH	20116001-UCSF	322,571	
93.838	LUNG DISEASES RESEARCH		PASS-THROUGH	NATIONAL JEWISH MEDICAL AND RESEARCH CENTER	20125602 UC Davis SUB	62	
93.838	LUNG DISEASES RESEARCH		PASS-THROUGH	NATIONAL JEWISH MEDICAL AND RESEARCH CENTER	SUB 2020072608 (HL089897)	42,001	
93.838	LUNG DISEASES RESEARCH		PASS-THROUGH	NYU LANGONE HEALTH SYSTEM	072HL156812	88,819	
93.838	LUNG DISEASES RESEARCH		PASS-THROUGH	OHIO STATE UNIVERSITY	R01HL139881	57,086	
93.838	LUNG DISEASES RESEARCH		PASS-THROUGH	RADIOLOGICAL SOCIETY OF NORTH AMERICA INC	N268201200078C	42,477	
93.838	LUNG DISEASES RESEARCH		PASS-THROUGH	RESPIRA LABS, INC.	A135704	76,381	
93.838	LUNG DISEASES RESEARCH		PASS-THROUGH	RTI INTERNATIONAL	072HL156812	27,203	
93.838	LUNG DISEASES RESEARCH		PASS-THROUGH	STANFORD UNIVERSITY	62346239-131009	67,759	
93.838	LUNG DISEASES RESEARCH		PASS-THROUGH	TULANE UNIVERSITY		281	
93.838	LUNG DISEASES RESEARCH		PASS-THROUGH	UNIVERSITY OF ARIZONA	TUL-HSC-557062-18/19	215,070	
93.838	LUNG DISEASES RESEARCH		PASS-THROUGH	UNIVERSITY OF ARIZONA	580310	356,156	
93.838	LUNG DISEASES RESEARCH		PASS-THROUGH	UNIVERSITY OF ARIZONA	580311	18,936	
93.838	LUNG DISEASES RESEARCH		PASS-THROUGH	UNIVERSITY OF ARIZONA	SUB 580312 (HL146369)		
93.838	LUNG DISEASES RESEARCH		PASS-THROUGH	UNIVERSITY OF ARIZONA	U01HL130045	71,598	
93.838	LUNG DISEASES RESEARCH		PASS-THROUGH	UNIVERSITY OF COLORADO DENVER	FY 21.032.005	159,397	
93.838	LUNG DISEASES RESEARCH		PASS-THROUGH	UNIVERSITY OF COLORADO DENVER	FY20.032.002	(8,149)	
93.838	LUNG DISEASES RESEARCH		PASS-THROUGH	UNIVERSITY OF MICHIGAN	011615	66,187	
93.838	LUNG DISEASES RESEARCH		PASS-THROUGH	UNIVERSITY OF MICHIGAN	3004355200	199,715	
93.838	LUNG DISEASES RESEARCH		PASS-THROUGH	UNIVERSITY OF MICHIGAN	3004647871	35,702	
93.838	LUNG DISEASES RESEARCH		PASS-THROUGH	UNIVERSITY OF MICHIGAN	SUBK00010623	42,679	
93.838	LUNG DISEASES RESEARCH		PASS-THROUGH	UNIVERSITY OF MINNESOTA	A005956202	13,019	
93.838	LUNG DISEASES RESEARCH		PASS-THROUGH	UNIVERSITY OF NORTH CAROLINA AT CHAPEL HILL		48,421	
93.838	LUNG DISEASES RESEARCH		PASS-THROUGH	UNIVERSITY OF NORTH CAROLINA AT CHAPEL HILL	5111459	80,650	
93.838	LUNG DISEASES RESEARCH		PASS-THROUGH	UNIVERSITY OF NORTH CAROLINA AT CHAPEL HILL	5114508	9,156	
93.838	LUNG DISEASES RESEARCH		PASS-THROUGH	UNIVERSITY OF NORTH CAROLINA SYSTEM	U24HL138998		
93.838	LUNG DISEASES RESEARCH		PASS-THROUGH	UNIVERSITY OF PENNSYLVANIA	5111458	58,375	
93.838	LUNG DISEASES RESEARCH		PASS-THROUGH	UNIVERSITY OF PENNSYLVANIA	565138	220	
93.838	LUNG DISEASES RESEARCH		PASS-THROUGH	UNIVERSITY OF PENNSYLVANIA	571558	31,073	
93.838	LUNG DISEASES RESEARCH		PASS-THROUGH	UNIVERSITY OF PENNSYLVANIA	572978	26,308	
93.838	LUNG DISEASES RESEARCH		PASS-THROUGH	UNIVERSITY OF PENNSYLVANIA	577454	115,054	
93.838	LUNG DISEASES RESEARCH		PASS-THROUGH	UNIVERSITY OF PENNSYLVANIA	UG3HL141736	2,772	
93.838	LUNG DISEASES RESEARCH		PASS-THROUGH	UNIVERSITY OF PITTSBURGH	A19-0879-001	24,693	
93.838	LUNG DISEASES RESEARCH		PASS-THROUGH	UNIVERSITY OF PITTSBURGH	P01HL103455	30,205	
93.838	LUNG DISEASES RESEARCH		PASS-THROUGH	UNIVERSITY OF PITTSBURGH	U01HL128954	71	
93.838	LUNG DISEASES RESEARCH		PASS-THROUGH	UNIVERSITY OF SOUTHERN CALIFORNIA	140522802	20,476	
93.838	LUNG DISEASES RESEARCH		PASS-THROUGH	UNIVERSITY OF WASHINGTON	UWSC8540:4	648	
93.838	LUNG DISEASES RESEARCH		PASS-THROUGH	VANDERBILT UNIVERSITY MEDICAL CENTER		(1,412)	
93.838	LUNG DISEASES RESEARCH		PASS-THROUGH	VANDERBILT UNIVERSITY MEDICAL CENTER	VUMC 44299:4	68,944	
93.838	LUNG DISEASES RESEARCH		PASS-THROUGH	WASHINGTON UNIVERSITY IN ST. LOUIS	VUMC 44301	150,278	
93.838	LUNG DISEASES RESEARCH		PASS-THROUGH	BOSTON CHILDREN'S HOSPITAL	WU-20-479	11,483	
93.838	LUNG DISEASES RESEARCH		PASS-THROUGH	MASS GENERAL BRIGHAM	CHC 74159	(588)	
93.838	LUNG DISEASES RESEARCH Total				U01HL123009	48,166,565	7,582,389
93.838	COVID-19 - LUNG DISEASES RESEARCH	COVID-19	DIRECT	DEPARTMENT OF HEALTH AND HUMAN SERVICES (HHS)		890,770	151,107
93.838	COVID-19 - LUNG DISEASES RESEARCH	COVID-19	PASS-THROUGH	MASSACHUSETTS GENERAL HOSPITAL	VARIOUS	2,508	
93.838	COVID-19 - LUNG DISEASES RESEARCH	COVID-19	PASS-THROUGH	UNIVERSITY OF MICHIGAN	236620	53,449	
93.838	COVID-19 - LUNG DISEASES RESEARCH				SUB SUBK00013688-005 (HL156...		
93.838	COVID-19 - LUNG DISEASES RESEARCH Total					946,726	151,107
93.839	BLOOD DISEASES AND RESOURCES RESEARCH		DIRECT	DEPARTMENT OF HEALTH AND HUMAN SERVICES (HHS)		11,238,664	1,852,626
93.839	BLOOD DISEASES AND RESOURCES RESEARCH		PASS-THROUGH	ALBERT EINSTEIN COLLEGE OF MEDICINE	VARIOUS	160,039	
93.839	BLOOD DISEASES AND RESOURCES RESEARCH		PASS-THROUGH	ANN & ROBERT H. LURIE CHILDREN'S HOSPITAL OF CHICAGO	SUB 311584 (HL148005)	61,045	
93.839	BLOOD DISEASES AND RESOURCES RESEARCH		PASS-THROUGH	CHILDREN'S HOSPITAL AND RESEARCH CENTER FOUNDATION	901516-UCI	(270)	
93.839	BLOOD DISEASES AND RESOURCES RESEARCH		PASS-THROUGH	CHILDREN'S HOSPITAL AND RESEARCH CENTER FOUNDATION	12.807907.UCSFPAR.20	59,202	
93.839	BLOOD DISEASES AND RESOURCES RESEARCH		PASS-THROUGH	CLEVELAND CLINIC LERNER COLLEGE OF MEDICINE	18.3	24,735	
93.839	BLOOD DISEASES AND RESOURCES RESEARCH		PASS-THROUGH	CURESEARCH FOR CHILDREN'S CANCER	127909	13,938	
93.839	BLOOD DISEASES AND RESOURCES RESEARCH		PASS-THROUGH	FRED HUTCHINSON CANCER RESEARCH CENTER	1359-SUB	30,918	
93.839	BLOOD DISEASES AND RESOURCES RESEARCH		PASS-THROUGH	ICAHN SCHOOL OF MEDICINE AT MOUNT SINAI	692541017	196,869	
93.839	BLOOD DISEASES AND RESOURCES RESEARCH		PASS-THROUGH	JOHNS HOPKINS ALL CHILDREN'S HOSPITAL INC	0001043092	937	
93.839	BLOOD DISEASES AND RESOURCES RESEARCH		PASS-THROUGH	JOHNS HOPKINS ALL CHILDREN'S HOSPITAL INC	SUB 0255-2931-4609 (HL137219)	6,485	
93.839	BLOOD DISEASES AND RESOURCES RESEARCH		PASS-THROUGH	NATIONAL JEWISH MEDICAL AND RESEARCH CENTER	SUB ACRI 9-001 (HL130048)	7,891	
93.839	BLOOD DISEASES AND RESOURCES RESEARCH		PASS-THROUGH	OHIO STATE UNIVERSITY	SUB 2020072608 (HL089897)	(7,920)	
93.839	BLOOD DISEASES AND RESOURCES RESEARCH		PASS-THROUGH	OHIO STATE UNIVERSITY	60072058	84,977	
93.839	BLOOD DISEASES AND RESOURCES RESEARCH		PASS-THROUGH	OHIO STATE UNIVERSITY	SUB 60057621(HL126945)	242,557	
93.839	BLOOD DISEASES AND RESOURCES RESEARCH		PASS-THROUGH	SANFORD BURNHAM PREBYS MEDICAL DISCOVERY INSTITUTE	SUB 60061829 (HL138116)	189,721	
93.839	BLOOD DISEASES AND RESOURCES RESEARCH		PASS-THROUGH	THE UNIVERSITY OF ALABAMA AT BIRMINGHAM	SUB 60062-12923-UCSD (HL131474)	73,373	41,305
93.839	BLOOD DISEASES AND RESOURCES RESEARCH		PASS-THROUGH	UNIVERSITY OF IOWA	000524452-SC015	65,715	
93.839	BLOOD DISEASES AND RESOURCES RESEARCH		PASS-THROUGH	UNIVERSITY OF MIAMI	S00823-01	33,378	
93.839	BLOOD DISEASES AND RESOURCES RESEARCH		PASS-THROUGH	UNIVERSITY OF MINNESOTA	SUB SPC-000840 (HL136291)	6,674	
93.839	BLOOD DISEASES AND RESOURCES RESEARCH		PASS-THROUGH	UNIVERSITY OF NORTH CAROLINA AT CHAPEL HILL	P005741601-CYC1	50,480	
93.839	BLOOD DISEASES AND RESOURCES RESEARCH		PASS-THROUGH	UNIVERSITY OF NORTH CAROLINA SYSTEM	A20-0828-001	52,584	
93.839	BLOOD DISEASES AND RESOURCES RESEARCH		PASS-THROUGH	UNIVERSITY OF PENNSYLVANIA	SUB 5114474-H3UCSDHILL (HL1389	193,757	
					579472		

**University of California**  
**Schedule of Expenditures of Federal Awards**

*For the Fiscal Year Ended  
June 30, 2021  
(Expressed in whole dollars)*

**Research And Development Cluster**

Assistance Listing Number	Federal Program Title	Additional Award Identification	Direct / Pass-Through	Agency or Pass-Through Entity	Pass-Through No. or Other Identifier	Federal Expenditures	Passed-Through to Subrecipients
93.839	BLOOD DISEASES AND RESOURCES RESEARCH		PASS-THROUGH	UNIVERSITY OF PENNSYLVANIA	579830	8,845	
93.839	BLOOD DISEASES AND RESOURCES RESEARCH		PASS-THROUGH	UNIVERSITY OF PITTSBURGH	AWD00000392 (132911-6)	15,350	
93.839	BLOOD DISEASES AND RESOURCES RESEARCH		PASS-THROUGH	UNIVERSITY OF PITTSBURGH	SUB AWD00002642 (135011-6) ...	100	
93.839	BLOOD DISEASES AND RESOURCES RESEARCH		PASS-THROUGH	UNIVERSITY OF WASHINGTON	UWSC8734	7,544	
93.839	BLOOD DISEASES AND RESOURCES RESEARCH		PASS-THROUGH	VETERANS MEDICAL RESEARCH FOUNDATION OF SAN DIEGO	VPA PARMER 323779 098290001(HL)	64,363	
93.839	BLOOD DISEASES AND RESOURCES RESEARCH		PASS-THROUGH	BOSTON CHILDREN'S HOSPITAL	KOH-20011	4,054	
93.839	BLOOD DISEASES AND RESOURCES RESEARCH Total					12,886,002	1,893,931
93.839	COVID-19 - BLOOD DISEASES AND RESOURCES RESEARCH	COVID-19	DIRECT	DEPARTMENT OF HEALTH AND HUMAN SERVICES (HHS)	VARIOUS	82,940	
93.839	COVID-19 - BLOOD DISEASES AND RESOURCES RESEARCH	COVID-19	PASS-THROUGH	NEW YORK UNIVERSITY	SUB NCT04505774 (HL156812)	13,366	
93.839	COVID-19 - BLOOD DISEASES AND RESOURCES RESEARCH Total					96,306	
93.840	TRANSLATION AND IMPLEMENTATION SCIENCE RESEARCH FOR HEART, LUNG, BLOOD DISEASES, AND SLEEP DISORDERS		DIRECT	DEPARTMENT OF HEALTH AND HUMAN SERVICES (HHS)		3,235,236	480,620
93.840	TRANSLATION AND IMPLEMENTATION SCIENCE RESEARCH FOR HEART, LUNG, BLOOD DISEASES, AND SLEEP DISORDERS		PASS-THROUGH	VITALANT	VARIOUS	(1,439)	
93.840	TRANSLATION AND IMPLEMENTATION SCIENCE RESEARCH FOR HEART, LUNG, BLOOD DISEASES, AND SLEEP DISORDERS		PASS-THROUGH	YALE UNIVERSITY	10841UC131	71,324	
93.840	TRANSLATION AND IMPLEMENTATION SCIENCE RESEARCH FOR HEART, LUNG, BLOOD DISEASES, AND SLEEP DISORDERS				DAI-D6694	3,305,120	480,620
93.846	TRANSLATION AND IMPLEMENTATION SCIENCE RESEARCH FOR HEART, LUNG, BLOOD DISEASES, AND SLEEP DISORDERS Total					50,409,736	2,136,739
93.846	ARTHRITIS, MUSCULOSKELETAL AND SKIN DISEASES RESEARCH		DIRECT	DEPARTMENT OF HEALTH AND HUMAN SERVICES (HHS)	VARIOUS	12,821	
93.846	ARTHRITIS, MUSCULOSKELETAL AND SKIN DISEASES RESEARCH		PASS-THROUGH	ARIZONA STATE UNIVERSITY/TEMPE	SUB ASUB00000290 (AR074069)	(131,441)	
93.846	ARTHRITIS, MUSCULOSKELETAL AND SKIN DISEASES RESEARCH		PASS-THROUGH	BAYLOR COLLEGE OF MEDICINE	7000000768	192,723	
93.846	ARTHRITIS, MUSCULOSKELETAL AND SKIN DISEASES RESEARCH		PASS-THROUGH	BAYLOR COLLEGE OF MEDICINE	7000001020	(428)	
93.846	ARTHRITIS, MUSCULOSKELETAL AND SKIN DISEASES RESEARCH		PASS-THROUGH	BOSTON UNIVERSITY	4500001983	133,465	
93.846	ARTHRITIS, MUSCULOSKELETAL AND SKIN DISEASES RESEARCH		PASS-THROUGH	BOSTON UNIVERSITY	4500002312	1,104	
93.846	ARTHRITIS, MUSCULOSKELETAL AND SKIN DISEASES RESEARCH		PASS-THROUGH	BRIGHAM AND WOMEN'S HOSPITAL	20163020:04	144,293	
93.846	ARTHRITIS, MUSCULOSKELETAL AND SKIN DISEASES RESEARCH		PASS-THROUGH	BROWN UNIVERSITY	00001093	21,642	
93.846	ARTHRITIS, MUSCULOSKELETAL AND SKIN DISEASES RESEARCH		PASS-THROUGH	EAST CAROLINA UNIVERSITY	SUB AWD-20-0851-S001 (AR078...	(2,494)	
93.846	ARTHRITIS, MUSCULOSKELETAL AND SKIN DISEASES RESEARCH		PASS-THROUGH	EPIGEN BIOSCIENCES, INC.	SUB 20180686	44,226	
93.846	ARTHRITIS, MUSCULOSKELETAL AND SKIN DISEASES RESEARCH		PASS-THROUGH	GEORGE WASHINGTON UNIVERSITY	SUB 20-M14 (AR075304)	91,817	
93.846	ARTHRITIS, MUSCULOSKELETAL AND SKIN DISEASES RESEARCH		PASS-THROUGH	HEBREW SENIORLIFE INC.	90100	44,409	
93.846	ARTHRITIS, MUSCULOSKELETAL AND SKIN DISEASES RESEARCH		PASS-THROUGH	JOHNS HOPKINS UNIVERSITY	2003547464:2	59,881	
93.846	ARTHRITIS, MUSCULOSKELETAL AND SKIN DISEASES RESEARCH		PASS-THROUGH	MAGNAMOSIS, INC.	070117	(20,950)	
93.846	ARTHRITIS, MUSCULOSKELETAL AND SKIN DISEASES RESEARCH		PASS-THROUGH	MASSACHUSETTS GENERAL HOSPITAL	233131	47,468	
93.846	ARTHRITIS, MUSCULOSKELETAL AND SKIN DISEASES RESEARCH		PASS-THROUGH	MAYO CLINIC/MAYO FOUNDATION FOR MEDICAL EDUCATION & RESEARCH	THE-214784	34,353	
93.846	ARTHRITIS, MUSCULOSKELETAL AND SKIN DISEASES RESEARCH		PASS-THROUGH	MEDICAL UNIVERSITY OF SOUTH CAROLINA	A20-0247-S001	230,495	
93.846	ARTHRITIS, MUSCULOSKELETAL AND SKIN DISEASES RESEARCH		PASS-THROUGH	MYOGENE BIO LLC	1622985	(45)	
93.846	ARTHRITIS, MUSCULOSKELETAL AND SKIN DISEASES RESEARCH		PASS-THROUGH	MYOGENE BIO LLC	20194476	209,649	
93.846	ARTHRITIS, MUSCULOSKELETAL AND SKIN DISEASES RESEARCH		PASS-THROUGH	NEW YORK UNIVERSITY	19-A1-00-1000432	242,795	36,040
93.846	ARTHRITIS, MUSCULOSKELETAL AND SKIN DISEASES RESEARCH		PASS-THROUGH	NORTHWELL HEALTH INC	500678UCSF	510	
93.846	ARTHRITIS, MUSCULOSKELETAL AND SKIN DISEASES RESEARCH		PASS-THROUGH	PROTEIN FOUNDRY	A19-0737	130,544	
93.846	ARTHRITIS, MUSCULOSKELETAL AND SKIN DISEASES RESEARCH		PASS-THROUGH	SEATTLE CHILDREN'S HOSPITAL	12129SUB	135,143	
93.846	ARTHRITIS, MUSCULOSKELETAL AND SKIN DISEASES RESEARCH		PASS-THROUGH	SONOVOL, INC.	SUB UCSD LIVER.2019 (DK112492)	8,642	
93.846	ARTHRITIS, MUSCULOSKELETAL AND SKIN DISEASES RESEARCH		PASS-THROUGH	STANFORD UNIVERSITY	61793858-104565:1	89,254	
93.846	ARTHRITIS, MUSCULOSKELETAL AND SKIN DISEASES RESEARCH		PASS-THROUGH	STANFORD UNIVERSITY	62231656-135310	56,377	
93.846	ARTHRITIS, MUSCULOSKELETAL AND SKIN DISEASES RESEARCH		PASS-THROUGH	THE UNIVERSITY OF ALABAMA AT BIRMINGHAM	000502603-004	169,623	
93.846	ARTHRITIS, MUSCULOSKELETAL AND SKIN DISEASES RESEARCH		PASS-THROUGH	UNIVERSITY OF COLORADO DENVER	FY17.873.001	(23,073)	
93.846	ARTHRITIS, MUSCULOSKELETAL AND SKIN DISEASES RESEARCH		PASS-THROUGH	UNIVERSITY OF COLORADO DENVER	SUB 15.090.005 (AR067681)	45,603	
93.846	ARTHRITIS, MUSCULOSKELETAL AND SKIN DISEASES RESEARCH		PASS-THROUGH	UNIVERSITY OF COLORADO DENVER	SUB FY19.957.001 (AR070879)	33,306	
93.846	ARTHRITIS, MUSCULOSKELETAL AND SKIN DISEASES RESEARCH		PASS-THROUGH	UNIVERSITY OF FLORIDA	SUB00001920	16,849	
93.846	ARTHRITIS, MUSCULOSKELETAL AND SKIN DISEASES RESEARCH		PASS-THROUGH	UNIVERSITY OF FLORIDA	SUB00001922	27,766	
93.846	ARTHRITIS, MUSCULOSKELETAL AND SKIN DISEASES RESEARCH		PASS-THROUGH	UNIVERSITY OF FLORIDA	SUB00001923	87,214	
93.846	ARTHRITIS, MUSCULOSKELETAL AND SKIN DISEASES RESEARCH		PASS-THROUGH	UNIVERSITY OF FLORIDA	UFDSP00012127	15,820	
93.846	ARTHRITIS, MUSCULOSKELETAL AND SKIN DISEASES RESEARCH		PASS-THROUGH	UNIVERSITY OF MICHIGAN	SUBK00005856	84,834	
93.846	ARTHRITIS, MUSCULOSKELETAL AND SKIN DISEASES RESEARCH		PASS-THROUGH	UNIVERSITY OF MICHIGAN	SUBK00007880		

**University of California**  
**Schedule of Expenditures of Federal Awards**

*For the Fiscal Year Ended*  
*June 30, 2021*  
*(Expressed in whole dollars)*

**Research And Development Cluster**

Assistance Listing Number	Federal Program Title	Additional Award Identification	Direct / Pass-Through	Agency or Pass-Through Entity	Pass-Through No. or Other Identifier	Federal Expenditures	Passed-Through to Subrecipients
93.846	ARTHRITIS, MUSCULOSKELETAL AND SKIN DISEASES RESEARCH		PASS-THROUGH	UNIVERSITY OF NORTH CAROLINA AT CHAPEL HILL	5121076	72,755	
93.846	ARTHRITIS, MUSCULOSKELETAL AND SKIN DISEASES RESEARCH		PASS-THROUGH	UNIVERSITY OF SOUTH CAROLINA		77,349	
93.846	ARTHRITIS, MUSCULOSKELETAL AND SKIN DISEASES RESEARCH		PASS-THROUGH	UNIVERSITY OF SOUTHERN CALIFORNIA	19-3792-CYC1	194,862	
93.846	ARTHRITIS, MUSCULOSKELETAL AND SKIN DISEASES RESEARCH		PASS-THROUGH	UNIVERSITY OF SOUTHERN CALIFORNIA	102070633:1	110,411	
93.846	ARTHRITIS, MUSCULOSKELETAL AND SKIN DISEASES RESEARCH		PASS-THROUGH	UNIVERSITY OF SOUTHERN CALIFORNIA	102517834	39,673	
93.846	ARTHRITIS, MUSCULOSKELETAL AND SKIN DISEASES RESEARCH		PASS-THROUGH	VALITOR, INC.	87118183:2	59,869	
93.846	ARTHRITIS, MUSCULOSKELETAL AND SKIN DISEASES RESEARCH		PASS-THROUGH	VETERANS MEDICAL RESEARCH FOUNDATION OF SAN DIEGO	A19-0748 VPA BRYAN 320632 (AR060772)	18,571	
93.846	ARTHRITIS, MUSCULOSKELETAL AND SKIN DISEASES RESEARCH		PASS-THROUGH	VETERANS MEDICAL RESEARCH FOUNDATION OF SAN DIEGO	VPA BRYAN, RU LIU 322799(AR075	11,757	
93.846	ARTHRITIS, MUSCULOSKELETAL AND SKIN DISEASES RESEARCH		PASS-THROUGH	VETERANS MEDICAL RESEARCH FOUNDATION OF SAN DIEGO	VPA TERKELTAUB 320631 (AR06077	22,626	
93.846	ARTHRITIS, MUSCULOSKELETAL AND SKIN DISEASES RESEARCH		PASS-THROUGH	WASHINGTON UNIVERSITY IN ST. LOUIS	WU-19-181-MOD-1	18,038	
93.846	ARTHRITIS, MUSCULOSKELETAL AND SKIN DISEASES RESEARCH		PASS-THROUGH	XLOCK BIOSCIENCES, LLC	A20-2613	94,369	
93.846	ARTHRITIS, MUSCULOSKELETAL AND SKIN DISEASES RESEARCH Total					53,364,210	2,172,779
93.846	COVID-19 - ARTHRITIS, MUSCULOSKELETAL AND SKIN DISEASES RESEARCH	COVID-19	DIRECT	DEPARTMENT OF HEALTH AND HUMAN SERVICES (HHS)	VARIOUS	147,256	
93.846	COVID-19 - ARTHRITIS, MUSCULOSKELETAL AND SKIN DISEASES RESEARCH Total					147,256	
93.847	DIABETES, DIGESTIVE, AND KIDNEY DISEASES EXTRAMURAL RESEARCH		DIRECT	DEPARTMENT OF HEALTH AND HUMAN SERVICES (HHS)	VARIOUS	96,276,380	9,220,692
93.847	DIABETES, DIGESTIVE, AND KIDNEY DISEASES EXTRAMURAL RESEARCH		PASS-THROUGH	AMINO, INC.	049462	63,303	
93.847	DIABETES, DIGESTIVE, AND KIDNEY DISEASES EXTRAMURAL RESEARCH		PASS-THROUGH	ARBOR RESEARCH COLLABORATIVE FOR HEALTH	ARB041916	4,976	
93.847	DIABETES, DIGESTIVE, AND KIDNEY DISEASES EXTRAMURAL RESEARCH		PASS-THROUGH	AUGUSTA UNIVERSITY	123568900	53,484	
93.847	DIABETES, DIGESTIVE, AND KIDNEY DISEASES EXTRAMURAL RESEARCH		PASS-THROUGH	AUGUSTA UNIVERSITY	30835-24	47,544	
93.847	DIABETES, DIGESTIVE, AND KIDNEY DISEASES EXTRAMURAL RESEARCH		PASS-THROUGH	AUGUSTA UNIVERSITY	30835-53	47,769	
93.847	DIABETES, DIGESTIVE, AND KIDNEY DISEASES EXTRAMURAL RESEARCH		PASS-THROUGH	AUGUSTA UNIVERSITY	30835-66	39,342	
93.847	DIABETES, DIGESTIVE, AND KIDNEY DISEASES EXTRAMURAL RESEARCH		PASS-THROUGH	AUGUSTA UNIVERSITY	32307-66	42,122	
93.847	DIABETES, DIGESTIVE, AND KIDNEY DISEASES EXTRAMURAL RESEARCH		PASS-THROUGH	AUGUSTA UNIVERSITY	32307-83	73,612	
93.847	DIABETES, DIGESTIVE, AND KIDNEY DISEASES EXTRAMURAL RESEARCH		PASS-THROUGH	AUGUSTA UNIVERSITY	35235-6	114,672	
93.847	DIABETES, DIGESTIVE, AND KIDNEY DISEASES EXTRAMURAL RESEARCH		PASS-THROUGH	AUGUSTA UNIVERSITY	5U24DK076169	12,559	
93.847	DIABETES, DIGESTIVE, AND KIDNEY DISEASES EXTRAMURAL RESEARCH		PASS-THROUGH	BETH ISRAEL DEACONESS MEDICAL CENTER	U24DK097771 SUB	36,993	
93.847	DIABETES, DIGESTIVE, AND KIDNEY DISEASES EXTRAMURAL RESEARCH		PASS-THROUGH	BOSTON UNIVERSITY	01029372(DK111529)	30,802	
93.847	DIABETES, DIGESTIVE, AND KIDNEY DISEASES EXTRAMURAL RESEARCH		PASS-THROUGH	BRIGHTMAN AND WOMEN'S HOSPITAL	4500001991:004	6	
93.847	DIABETES, DIGESTIVE, AND KIDNEY DISEASES EXTRAMURAL RESEARCH		PASS-THROUGH	BROAD INSTITUTE INC.	SUB 118780 (DK112940) 5000804-5500001508 (DK105554)	257,537	
93.847	DIABETES, DIGESTIVE, AND KIDNEY DISEASES EXTRAMURAL RESEARCH		PASS-THROUGH	BROAD INSTITUTE INC.	SUB 5000869-5500001445(DK10555	8,711	
93.847	DIABETES, DIGESTIVE, AND KIDNEY DISEASES EXTRAMURAL RESEARCH		PASS-THROUGH	BROAD INSTITUTE INC.	SUB 5216286-5500001263(DK10555	144,227	
93.847	DIABETES, DIGESTIVE, AND KIDNEY DISEASES EXTRAMURAL RESEARCH		PASS-THROUGH	CALIFORNIA PACIFIC MEDICAL CENTER RESEARCH INSTITUTE	28000004128	135,799	
93.847	DIABETES, DIGESTIVE, AND KIDNEY DISEASES EXTRAMURAL RESEARCH		PASS-THROUGH	CALIFORNIA PACIFIC MEDICAL CENTER RESEARCH INSTITUTE	2802010111-S202 SUB RES512847 (DK114812)	382,249	
93.847	DIABETES, DIGESTIVE, AND KIDNEY DISEASES EXTRAMURAL RESEARCH		PASS-THROUGH	CASE WESTERN RESERVE UNIVERSITY	SUB RES515415 (DK094157)	39,390	
93.847	DIABETES, DIGESTIVE, AND KIDNEY DISEASES EXTRAMURAL RESEARCH		PASS-THROUGH	CEDARS-SINAI MEDICAL CENTER	0001285404	10,171	
93.847	DIABETES, DIGESTIVE, AND KIDNEY DISEASES EXTRAMURAL RESEARCH		PASS-THROUGH	CEDARS-SINAI MEDICAL CENTER	0001405364:003	166,745	
93.847	DIABETES, DIGESTIVE, AND KIDNEY DISEASES EXTRAMURAL RESEARCH		PASS-THROUGH	CEDARS-SINAI MEDICAL CENTER	0001637150:003	141	
93.847	DIABETES, DIGESTIVE, AND KIDNEY DISEASES EXTRAMURAL RESEARCH		PASS-THROUGH	CEDARS-SINAI MEDICAL CENTER	0001776169	6,652	
93.847	DIABETES, DIGESTIVE, AND KIDNEY DISEASES EXTRAMURAL RESEARCH		PASS-THROUGH	CEDARS-SINAI MEDICAL CENTER	0001776233	53,306	
93.847	DIABETES, DIGESTIVE, AND KIDNEY DISEASES EXTRAMURAL RESEARCH		PASS-THROUGH	CEDARS-SINAI MEDICAL CENTER	0001776501	15,473	
93.847	DIABETES, DIGESTIVE, AND KIDNEY DISEASES EXTRAMURAL RESEARCH		PASS-THROUGH	CHILDREN'S HOSPITAL LOS ANGELES	0001799421 SUB RGF011685-B (DK110793)	13,521	
93.847	DIABETES, DIGESTIVE, AND KIDNEY DISEASES EXTRAMURAL RESEARCH		PASS-THROUGH	CHILDREN'S HOSPITAL MEDICAL CENTER OF CINCINNATI	137610	10,682	
93.847	DIABETES, DIGESTIVE, AND KIDNEY DISEASES EXTRAMURAL RESEARCH		PASS-THROUGH	CITY OF HOPE	010305	7,338	
93.847	DIABETES, DIGESTIVE, AND KIDNEY DISEASES EXTRAMURAL RESEARCH		PASS-THROUGH	COLUMBIA UNIVERSITY	R01DK119590	16,123	
93.847	DIABETES, DIGESTIVE, AND KIDNEY DISEASES EXTRAMURAL RESEARCH		PASS-THROUGH	COLUMBIA UNIVERSITY	1(GG015836-01)	597,206	
93.847	DIABETES, DIGESTIVE, AND KIDNEY DISEASES EXTRAMURAL RESEARCH		PASS-THROUGH	COLUMBIA UNIVERSITY	6(GG015009-01)	58,248	
93.847	DIABETES, DIGESTIVE, AND KIDNEY DISEASES EXTRAMURAL RESEARCH		PASS-THROUGH	COLUMBIA UNIVERSITY	SUB 1(GG010427)(DK061734)	(218,149)	
93.847	DIABETES, DIGESTIVE, AND KIDNEY DISEASES EXTRAMURAL RESEARCH		PASS-THROUGH	COLUMBIA UNIVERSITY	SUB 1(GG015235-01)(DK061734)	186,984	
93.847	DIABETES, DIGESTIVE, AND KIDNEY DISEASES EXTRAMURAL RESEARCH		PASS-THROUGH	COLUMBIA UNIVERSITY	SUB 1(GG017615-01) (DK127778)	123,772	
93.847	DIABETES, DIGESTIVE, AND KIDNEY DISEASES EXTRAMURAL RESEARCH		PASS-THROUGH	COLUMBIA UNIVERSITY	SUB 2 (GG010427-12) (DK061734)	(51,440)	
93.847	DIABETES, DIGESTIVE, AND KIDNEY DISEASES EXTRAMURAL RESEARCH		PASS-THROUGH	COLUMBIA UNIVERSITY	SUB 2 GG015235-01(DK061734)	769	

**University of California**  
**Schedule of Expenditures of Federal Awards**

*For the Fiscal Year Ended  
June 30, 2021  
(Expressed in whole dollars)*

**Research And Development Cluster**

Assistance Listing Number	Federal Program Title	Additional Award Identification	Direct / Pass-Through	Agency or Pass-Through Entity	Pass-Through No. or Other Identifier	Federal Expenditures	Passed-Through to Subrecipients
93.847	DIABETES, DIGESTIVE, AND KIDNEY DISEASES EXTRAMURAL RESEARCH		PASS-THROUGH	EMORY UNIVERSITY	A244777	15,171	
93.847	DIABETES, DIGESTIVE, AND KIDNEY DISEASES EXTRAMURAL RESEARCH		PASS-THROUGH	FLORIDA STATE UNIVERSITY		60,964	
93.847	DIABETES, DIGESTIVE, AND KIDNEY DISEASES EXTRAMURAL RESEARCH		PASS-THROUGH	GEORGE WASHINGTON UNIVERSITY	R01948-CYC1 SUB S-GRD1213-KR40 (DK098246)	69,874	
93.847	DIABETES, DIGESTIVE, AND KIDNEY DISEASES EXTRAMURAL RESEARCH		PASS-THROUGH	GLADSTONE INSTITUTES	SC-00025	241,936	
93.847	DIABETES, DIGESTIVE, AND KIDNEY DISEASES EXTRAMURAL RESEARCH		PASS-THROUGH	GLADSTONE INSTITUTES	SC-00038	197,278	
93.847	DIABETES, DIGESTIVE, AND KIDNEY DISEASES EXTRAMURAL RESEARCH		PASS-THROUGH	HARVARD PILGRIM HEALTH CARE	AH000668	93,700	
93.847	DIABETES, DIGESTIVE, AND KIDNEY DISEASES EXTRAMURAL RESEARCH		PASS-THROUGH	HOLOBIOME, INC.	SUB R44DK120181	140,854	
93.847	DIABETES, DIGESTIVE, AND KIDNEY DISEASES EXTRAMURAL RESEARCH		PASS-THROUGH	ICAHN SCHOOL OF MEDICINE AT MOUNT SINAI	0255-A941-4609	124,836	
93.847	DIABETES, DIGESTIVE, AND KIDNEY DISEASES EXTRAMURAL RESEARCH		PASS-THROUGH	ICAHN SCHOOL OF MEDICINE AT MOUNT SINAI	0255-B222-4609	329,662	
93.847	DIABETES, DIGESTIVE, AND KIDNEY DISEASES EXTRAMURAL RESEARCH		PASS-THROUGH	INDIANA UNIVERSITY	7945	56,340	
93.847	DIABETES, DIGESTIVE, AND KIDNEY DISEASES EXTRAMURAL RESEARCH		PASS-THROUGH	INDIANA UNIVERSITY	8017-UCLA	6,386	
93.847	DIABETES, DIGESTIVE, AND KIDNEY DISEASES EXTRAMURAL RESEARCH		PASS-THROUGH	INDIANA UNIVERSITY	8429-UCSF	60,459	
93.847	DIABETES, DIGESTIVE, AND KIDNEY DISEASES EXTRAMURAL RESEARCH		PASS-THROUGH	INDIANA UNIVERSITY	SUB 8426-UCSD (DK121378)	127,222	
93.847	DIABETES, DIGESTIVE, AND KIDNEY DISEASES EXTRAMURAL RESEARCH		PASS-THROUGH	INTELLIGENT OPTICAL SYSTEMS, INC.	IOS-3284	211,845	
93.847	DIABETES, DIGESTIVE, AND KIDNEY DISEASES EXTRAMURAL RESEARCH		PASS-THROUGH	JAEB CENTER FOR HEALTH RESEARCH, INC.	SUB 30015853(DK108612)	127,865	
93.847	DIABETES, DIGESTIVE, AND KIDNEY DISEASES EXTRAMURAL RESEARCH		PASS-THROUGH	JOHNS HOPKINS UNIVERSITY	2002297514	309	
93.847	DIABETES, DIGESTIVE, AND KIDNEY DISEASES EXTRAMURAL RESEARCH		PASS-THROUGH	JOHNS HOPKINS UNIVERSITY	SUB 2003851732 (DK061730)	7,727	
93.847	DIABETES, DIGESTIVE, AND KIDNEY DISEASES EXTRAMURAL RESEARCH		PASS-THROUGH	KAISER FOUNDATION RESEARCH INSTITUTION	RNG200631-09	10,000	
93.847	DIABETES, DIGESTIVE, AND KIDNEY DISEASES EXTRAMURAL RESEARCH		PASS-THROUGH	KAISER FOUNDATION RESEARCH INSTITUTION	RNG200631-11	31,079	
93.847	DIABETES, DIGESTIVE, AND KIDNEY DISEASES EXTRAMURAL RESEARCH		PASS-THROUGH	KAISER PERMANENTE DIVISION OF RESEARCH	200295-03	(1,167)	
93.847	DIABETES, DIGESTIVE, AND KIDNEY DISEASES EXTRAMURAL RESEARCH		PASS-THROUGH	KAISER PERMANENTE DIVISION OF RESEARCH	RNG200381-UCSF	(9,541)	
93.847	DIABETES, DIGESTIVE, AND KIDNEY DISEASES EXTRAMURAL RESEARCH		PASS-THROUGH	KAISER PERMANENTE DIVISION OF RESEARCH	RNG200630-01	150,258	
93.847	DIABETES, DIGESTIVE, AND KIDNEY DISEASES EXTRAMURAL RESEARCH		PASS-THROUGH	KAISER PERMANENTE DIVISION OF RESEARCH	RNG209783-UCSF-02	20,561	
93.847	DIABETES, DIGESTIVE, AND KIDNEY DISEASES EXTRAMURAL RESEARCH		PASS-THROUGH	KAISER PERMANENTE DIVISION OF RESEARCH	RNG209804-01	320,172	
93.847	DIABETES, DIGESTIVE, AND KIDNEY DISEASES EXTRAMURAL RESEARCH		PASS-THROUGH	LA JOLLA INSTITUTE FOR IMMUNOLOGY	20108-04-144-342 (DK114457)	58,937	
93.847	DIABETES, DIGESTIVE, AND KIDNEY DISEASES EXTRAMURAL RESEARCH		PASS-THROUGH	LOYOLA UNIVERSITY OF CHICAGO	SUB 206449 (DK104718)	27,551	
93.847	DIABETES, DIGESTIVE, AND KIDNEY DISEASES EXTRAMURAL RESEARCH		PASS-THROUGH	LOYOLA UNIVERSITY OF CHICAGO	SUB 206499 (DK104718)	15	
93.847	DIABETES, DIGESTIVE, AND KIDNEY DISEASES EXTRAMURAL RESEARCH		PASS-THROUGH	LOYOLA UNIVERSITY OF CHICAGO	SUB 206882 (DK106898)	59,790	
93.847	DIABETES, DIGESTIVE, AND KIDNEY DISEASES EXTRAMURAL RESEARCH		PASS-THROUGH	LOYOLA UNIVERSITY OF CHICAGO	SUB 208397 (DK111848)	30,027	
93.847	DIABETES, DIGESTIVE, AND KIDNEY DISEASES EXTRAMURAL RESEARCH		PASS-THROUGH	LUDWIG INSTITUTE FOR CANCER RESEARCH	SUB 242001-05003B (DK105541)	(32,765)	
93.847	DIABETES, DIGESTIVE, AND KIDNEY DISEASES EXTRAMURAL RESEARCH		PASS-THROUGH	MCGILL UNIVERSITY	215686	92,082	
93.847	DIABETES, DIGESTIVE, AND KIDNEY DISEASES EXTRAMURAL RESEARCH		PASS-THROUGH	MEDICAL COLLEGE OF WISCONSIN	201501396	310	
93.847	DIABETES, DIGESTIVE, AND KIDNEY DISEASES EXTRAMURAL RESEARCH		PASS-THROUGH	MEDICAL COLLEGE OF WISCONSIN	R01DK107514	(9,233)	
93.847	DIABETES, DIGESTIVE, AND KIDNEY DISEASES EXTRAMURAL RESEARCH		PASS-THROUGH	MEDICAL COLLEGE OF WISCONSIN	R01DK107541	194,388	
93.847	DIABETES, DIGESTIVE, AND KIDNEY DISEASES EXTRAMURAL RESEARCH		PASS-THROUGH	MEDICAL UNIVERSITY OF SOUTH CAROLINA	A00-3656-S014	8,753	
93.847	DIABETES, DIGESTIVE, AND KIDNEY DISEASES EXTRAMURAL RESEARCH		PASS-THROUGH	NORTHWESTERN UNIVERSITY	60042868UCD	7,226	
93.847	DIABETES, DIGESTIVE, AND KIDNEY DISEASES EXTRAMURAL RESEARCH		PASS-THROUGH	NORTHWESTERN UNIVERSITY	SUB 60046311 UCSD (DK092217)	40,267	
93.847	DIABETES, DIGESTIVE, AND KIDNEY DISEASES EXTRAMURAL RESEARCH		PASS-THROUGH	NORTHWESTERN UNIVERSITY	SUB 60050287 UCSD (DK117824)	17,756	
93.847	DIABETES, DIGESTIVE, AND KIDNEY DISEASES EXTRAMURAL RESEARCH		PASS-THROUGH	ORGANOVO, INC.	SUB 20182413 (DK115242)	49,046	
93.847	DIABETES, DIGESTIVE, AND KIDNEY DISEASES EXTRAMURAL RESEARCH		PASS-THROUGH	PRAETEGO INC	SUB 20202371 (DK120063)	173,544	
93.847	DIABETES, DIGESTIVE, AND KIDNEY DISEASES EXTRAMURAL RESEARCH		PASS-THROUGH	REELIN THERAPEUTICS, INC	SUBAWARD 30044484 (DK126520)	30,142	
93.847	DIABETES, DIGESTIVE, AND KIDNEY DISEASES EXTRAMURAL RESEARCH		PASS-THROUGH	RUSH UNIVERSITY MEDICAL CENTER	19092604-SUB01	40,645	
93.847	DIABETES, DIGESTIVE, AND KIDNEY DISEASES EXTRAMURAL RESEARCH		PASS-THROUGH	SAN DIEGO STATE UNIVERSITY	SUB SA0000666 ( 5112425)	(4,854)	
93.847	DIABETES, DIGESTIVE, AND KIDNEY DISEASES EXTRAMURAL RESEARCH		PASS-THROUGH	SILICON KIDNEY LLC	SK 2019-01	182,709	
93.847	DIABETES, DIGESTIVE, AND KIDNEY DISEASES EXTRAMURAL RESEARCH		PASS-THROUGH	SILICON KIDNEY LLC	SK 2019-02	229,177	
93.847	DIABETES, DIGESTIVE, AND KIDNEY DISEASES EXTRAMURAL RESEARCH		PASS-THROUGH	SILICON KIDNEY LLC	SK 2019-03	38,635	
93.847	DIABETES, DIGESTIVE, AND KIDNEY DISEASES EXTRAMURAL RESEARCH		PASS-THROUGH	SILICON KIDNEY LLC	SK 2019-04	42,041	
93.847	DIABETES, DIGESTIVE, AND KIDNEY DISEASES EXTRAMURAL RESEARCH		PASS-THROUGH	SPINAL SINGULARITY, INC.	SUB 20183439 (DK109865)	25,180	
93.847	DIABETES, DIGESTIVE, AND KIDNEY DISEASES EXTRAMURAL RESEARCH		PASS-THROUGH	STANFORD UNIVERSITY	61933130-131179	1	
93.847	DIABETES, DIGESTIVE, AND KIDNEY DISEASES EXTRAMURAL RESEARCH		PASS-THROUGH	STANFORD UNIVERSITY	61962502-131179	27,585	
93.847	DIABETES, DIGESTIVE, AND KIDNEY DISEASES EXTRAMURAL RESEARCH		PASS-THROUGH	STANFORD UNIVERSITY	62228278-121890	(25,578)	
93.847	DIABETES, DIGESTIVE, AND KIDNEY DISEASES EXTRAMURAL RESEARCH		PASS-THROUGH	THE SCRIPPS RESEARCH INSTITUTE	5-53816:1 SUB 5-53455 (DK112927)	113,153	
93.847	DIABETES, DIGESTIVE, AND KIDNEY DISEASES EXTRAMURAL RESEARCH		PASS-THROUGH	THE SCRIPPS RESEARCH INSTITUTE	SUB 5-53822 (DK117872)	52,847	
93.847	DIABETES, DIGESTIVE, AND KIDNEY DISEASES EXTRAMURAL RESEARCH		PASS-THROUGH	THE SCRIPPS RESEARCH INSTITUTE		173,972	

**University of California**  
**Schedule of Expenditures of Federal Awards**

*For the Fiscal Year Ended*  
*June 30, 2021*  
*(Expressed in whole dollars)*

**Research And Development Cluster**

Assistance Listing Number	Federal Program Title	Additional Award Identification	Direct / Pass-Through	Agency or Pass-Through Entity	Pass-Through No. or Other Identifier	Federal Expenditures	Passed-Through to Subrecipients
93.847	DIABETES, DIGESTIVE, AND KIDNEY DISEASES EXTRAMURAL RESEARCH		PASS-THROUGH	THE SCRIPPS RESEARCH INSTITUTE	SUB 5-53968 (DK117138)	43,559	
93.847	DIABETES, DIGESTIVE, AND KIDNEY DISEASES EXTRAMURAL RESEARCH		PASS-THROUGH	THE UNIVERSITY OF ALABAMA AT BIRMINGHAM		59,859	47,559
93.847	DIABETES, DIGESTIVE, AND KIDNEY DISEASES EXTRAMURAL RESEARCH		PASS-THROUGH	THE UNIVERSITY OF ALABAMA AT BIRMINGHAM	000509533-008.A02 SUB 000518751-SP011-001 (D...	216,714	
93.847	DIABETES, DIGESTIVE, AND KIDNEY DISEASES EXTRAMURAL RESEARCH		PASS-THROUGH	UNIVERSITY OF CHICAGO	FP064994	170,689	
93.847	DIABETES, DIGESTIVE, AND KIDNEY DISEASES EXTRAMURAL RESEARCH		PASS-THROUGH	UNIVERSITY OF CINCINNATI	009897-002	16,073	
93.847	DIABETES, DIGESTIVE, AND KIDNEY DISEASES EXTRAMURAL RESEARCH		PASS-THROUGH	UNIVERSITY OF COLORADO DENVER	FY19.001.012	48,198	
93.847	DIABETES, DIGESTIVE, AND KIDNEY DISEASES EXTRAMURAL RESEARCH		PASS-THROUGH	UNIVERSITY OF CONNECTICUT	27824029	(7)	
93.847	DIABETES, DIGESTIVE, AND KIDNEY DISEASES EXTRAMURAL RESEARCH		PASS-THROUGH	UNIVERSITY OF FLORIDA	SUB00001487	59,620	
93.847	DIABETES, DIGESTIVE, AND KIDNEY DISEASES EXTRAMURAL RESEARCH		PASS-THROUGH	UNIVERSITY OF FLORIDA	UFDSP00011567	240,520	
93.847	DIABETES, DIGESTIVE, AND KIDNEY DISEASES EXTRAMURAL RESEARCH		PASS-THROUGH	UNIVERSITY OF HAWAII AT MANOA	KA1365	39,388	
93.847	DIABETES, DIGESTIVE, AND KIDNEY DISEASES EXTRAMURAL RESEARCH		PASS-THROUGH	UNIVERSITY OF HAWAII AT MANOA	KA1470	10,257	
93.847	DIABETES, DIGESTIVE, AND KIDNEY DISEASES EXTRAMURAL RESEARCH		PASS-THROUGH	UNIVERSITY OF IOWA	S00628-01	3,078	
93.847	DIABETES, DIGESTIVE, AND KIDNEY DISEASES EXTRAMURAL RESEARCH		PASS-THROUGH	UNIVERSITY OF IOWA	SUB S00272-01(DK116624)	17,359	
93.847	DIABETES, DIGESTIVE, AND KIDNEY DISEASES EXTRAMURAL RESEARCH		PASS-THROUGH	UNIVERSITY OF MARYLAND, BALTIMORE	3001055	49,005	
93.847	DIABETES, DIGESTIVE, AND KIDNEY DISEASES EXTRAMURAL RESEARCH		PASS-THROUGH	UNIVERSITY OF MICHIGAN	3004967201	(1,047)	
93.847	DIABETES, DIGESTIVE, AND KIDNEY DISEASES EXTRAMURAL RESEARCH		PASS-THROUGH	UNIVERSITY OF NORTH CAROLINA AT CHAPEL HILL	5101190	(95)	
93.847	DIABETES, DIGESTIVE, AND KIDNEY DISEASES EXTRAMURAL RESEARCH		PASS-THROUGH	UNIVERSITY OF NORTH CAROLINA AT CHAPEL HILL	5113544	39,674	
93.847	DIABETES, DIGESTIVE, AND KIDNEY DISEASES EXTRAMURAL RESEARCH		PASS-THROUGH	UNIVERSITY OF PENNSYLVANIA	578136	9,519	
93.847	DIABETES, DIGESTIVE, AND KIDNEY DISEASES EXTRAMURAL RESEARCH		PASS-THROUGH	UNIVERSITY OF PENNSYLVANIA	SUB 576045 (5R01DK116005-02 RE SUB 0054687 ((129571-1)) (DK09 SUB 6143-1147-00A (DK110621)	16,471	
93.847	DIABETES, DIGESTIVE, AND KIDNEY DISEASES EXTRAMURAL RESEARCH		PASS-THROUGH	UNIVERSITY OF PITTSBURGH	108190240:1	34,644	
93.847	DIABETES, DIGESTIVE, AND KIDNEY DISEASES EXTRAMURAL RESEARCH		PASS-THROUGH	UNIVERSITY OF SOUTH FLORIDA	119256471	13,169	
93.847	DIABETES, DIGESTIVE, AND KIDNEY DISEASES EXTRAMURAL RESEARCH		PASS-THROUGH	UNIVERSITY OF SOUTHERN CALIFORNIA	122369591	20,200	
93.847	DIABETES, DIGESTIVE, AND KIDNEY DISEASES EXTRAMURAL RESEARCH		PASS-THROUGH	UNIVERSITY OF SOUTHERN CALIFORNIA	134245114	2,031	
93.847	DIABETES, DIGESTIVE, AND KIDNEY DISEASES EXTRAMURAL RESEARCH		PASS-THROUGH	UNIVERSITY OF SOUTHERN CALIFORNIA	20-0299-UCSF	288,546	
93.847	DIABETES, DIGESTIVE, AND KIDNEY DISEASES EXTRAMURAL RESEARCH		PASS-THROUGH	UNIVERSITY OF SOUTHERN CALIFORNIA	0013601A	56,435	
93.847	DIABETES, DIGESTIVE, AND KIDNEY DISEASES EXTRAMURAL RESEARCH		PASS-THROUGH	UNIVERSITY OF TENNESSEE HEALTH SCIENCE CENTER	161111-REGISTRY GB10510.PO#2141121:0 2	404	
93.847	DIABETES, DIGESTIVE, AND KIDNEY DISEASES EXTRAMURAL RESEARCH		PASS-THROUGH	UNIVERSITY OF TEXAS HEALTH SCIENCE CENTER AT HOUSTON	RFA-KPMP-OP-19-003	8,379	
93.847	DIABETES, DIGESTIVE, AND KIDNEY DISEASES EXTRAMURAL RESEARCH		PASS-THROUGH	UNIVERSITY OF TEXAS-SOUTHWESTERN MEDICAL CENTER AT DALLAS	UWSC10242	11,308	
93.847	DIABETES, DIGESTIVE, AND KIDNEY DISEASES EXTRAMURAL RESEARCH		PASS-THROUGH	UNIVERSITY OF VIRGINIA	884K553 SUB 785K610(DK088925) SUB - UNIV61907 (RES0041098...	36,740	
93.847	DIABETES, DIGESTIVE, AND KIDNEY DISEASES EXTRAMURAL RESEARCH		PASS-THROUGH	UNIVERSITY OF WASHINGTON	UNIV 58354	168,802	
93.847	DIABETES, DIGESTIVE, AND KIDNEY DISEASES EXTRAMURAL RESEARCH		PASS-THROUGH	UNIVERSITY OF WASHINGTON	096070001-321430 SUB IX 32349(DK119528) VPA AFARI 323832 (DK106415- VPA (IX) 323475 (DK119528) VPA HERBERT (322353)112579741 VPA IX (322967) (DK111510) VPA IX 322721(DK097093) VPA IX 322966 (DK102730) VPA IX 323252(DK098234) VPA RIVERA-NIEVES (323671) 098 VPA VALLON 317870 5013860(DK10 VPA-MUDALIAR 323301 (DK098246) SUB 128293 G003777 (DK082325) SUB WU-20-71 (DK115502)	337,282	
93.847	DIABETES, DIGESTIVE, AND KIDNEY DISEASES EXTRAMURAL RESEARCH		PASS-THROUGH	UNIVERSITY OF WISCONSIN-MADISON		96,827	
93.847	DIABETES, DIGESTIVE, AND KIDNEY DISEASES EXTRAMURAL RESEARCH		PASS-THROUGH	UNIVERSITY OF WISCONSIN-MADISON	884K553 SUB 785K610(DK088925) SUB - UNIV61907 (RES0041098...	143,199	
93.847	DIABETES, DIGESTIVE, AND KIDNEY DISEASES EXTRAMURAL RESEARCH		PASS-THROUGH	VANDERBILT UNIVERSITY	UNIV 58354	83,789	
93.847	DIABETES, DIGESTIVE, AND KIDNEY DISEASES EXTRAMURAL RESEARCH		PASS-THROUGH	VANDERBILT UNIVERSITY	096070001-321430 SUB IX 32349(DK119528) VPA AFARI 323832 (DK106415- VPA (IX) 323475 (DK119528) VPA HERBERT (322353)112579741 VPA IX (322967) (DK111510) VPA IX 322721(DK097093) VPA IX 322966 (DK102730) VPA IX 323252(DK098234) VPA RIVERA-NIEVES (323671) 098 VPA VALLON 317870 5013860(DK10 VPA-MUDALIAR 323301 (DK098246) SUB 128293 G003777 (DK082325) SUB WU-20-71 (DK115502)	197	
93.847	DIABETES, DIGESTIVE, AND KIDNEY DISEASES EXTRAMURAL RESEARCH		PASS-THROUGH	VETERANS MEDICAL RESEARCH FOUNDATION OF SAN DIEGO	UNIV 58354	392,935	
93.847	DIABETES, DIGESTIVE, AND KIDNEY DISEASES EXTRAMURAL RESEARCH		PASS-THROUGH	VETERANS MEDICAL RESEARCH FOUNDATION OF SAN DIEGO	096070001-321430 SUB IX 32349(DK119528) VPA AFARI 323832 (DK106415- VPA (IX) 323475 (DK119528) VPA HERBERT (322353)112579741 VPA IX (322967) (DK111510) VPA IX 322721(DK097093) VPA IX 322966 (DK102730) VPA IX 323252(DK098234) VPA RIVERA-NIEVES (323671) 098 VPA VALLON 317870 5013860(DK10 VPA-MUDALIAR 323301 (DK098246) SUB 128293 G003777 (DK082325) SUB WU-20-71 (DK115502)	10,578	
93.847	DIABETES, DIGESTIVE, AND KIDNEY DISEASES EXTRAMURAL RESEARCH		PASS-THROUGH	VETERANS MEDICAL RESEARCH FOUNDATION OF SAN DIEGO	096070001-321430 SUB IX 32349(DK119528) VPA AFARI 323832 (DK106415- VPA (IX) 323475 (DK119528) VPA HERBERT (322353)112579741 VPA IX (322967) (DK111510) VPA IX 322721(DK097093) VPA IX 322966 (DK102730) VPA IX 323252(DK098234) VPA RIVERA-NIEVES (323671) 098 VPA VALLON 317870 5013860(DK10 VPA-MUDALIAR 323301 (DK098246) SUB 128293 G003777 (DK082325) SUB WU-20-71 (DK115502)	65,239	
93.847	DIABETES, DIGESTIVE, AND KIDNEY DISEASES EXTRAMURAL RESEARCH		PASS-THROUGH	VETERANS MEDICAL RESEARCH FOUNDATION OF SAN DIEGO	096070001-321430 SUB IX 32349(DK119528) VPA AFARI 323832 (DK106415- VPA (IX) 323475 (DK119528) VPA HERBERT (322353)112579741 VPA IX (322967) (DK111510) VPA IX 322721(DK097093) VPA IX 322966 (DK102730) VPA IX 323252(DK098234) VPA RIVERA-NIEVES (323671) 098 VPA VALLON 317870 5013860(DK10 VPA-MUDALIAR 323301 (DK098246) SUB 128293 G003777 (DK082325) SUB WU-20-71 (DK115502)	25,316	
93.847	DIABETES, DIGESTIVE, AND KIDNEY DISEASES EXTRAMURAL RESEARCH		PASS-THROUGH	VETERANS MEDICAL RESEARCH FOUNDATION OF SAN DIEGO	096070001-321430 SUB IX 32349(DK119528) VPA AFARI 323832 (DK106415- VPA (IX) 323475 (DK119528) VPA HERBERT (322353)112579741 VPA IX (322967) (DK111510) VPA IX 322721(DK097093) VPA IX 322966 (DK102730) VPA IX 323252(DK098234) VPA RIVERA-NIEVES (323671) 098 VPA VALLON 317870 5013860(DK10 VPA-MUDALIAR 323301 (DK098246) SUB 128293 G003777 (DK082325) SUB WU-20-71 (DK115502)	22,603	
93.847	DIABETES, DIGESTIVE, AND KIDNEY DISEASES EXTRAMURAL RESEARCH		PASS-THROUGH	VETERANS MEDICAL RESEARCH FOUNDATION OF SAN DIEGO	096070001-321430 SUB IX 32349(DK119528) VPA AFARI 323832 (DK106415- VPA (IX) 323475 (DK119528) VPA HERBERT (322353)112579741 VPA IX (322967) (DK111510) VPA IX 322721(DK097093) VPA IX 322966 (DK102730) VPA IX 323252(DK098234) VPA RIVERA-NIEVES (323671) 098 VPA VALLON 317870 5013860(DK10 VPA-MUDALIAR 323301 (DK098246) SUB 128293 G003777 (DK082325) SUB WU-20-71 (DK115502)	4,250	
93.847	DIABETES, DIGESTIVE, AND KIDNEY DISEASES EXTRAMURAL RESEARCH		PASS-THROUGH	VETERANS MEDICAL RESEARCH FOUNDATION OF SAN DIEGO	096070001-321430 SUB IX 32349(DK119528) VPA AFARI 323832 (DK106415- VPA (IX) 323475 (DK119528) VPA HERBERT (322353)112579741 VPA IX (322967) (DK111510) VPA IX 322721(DK097093) VPA IX 322966 (DK102730) VPA IX 323252(DK098234) VPA RIVERA-NIEVES (323671) 098 VPA VALLON 317870 5013860(DK10 VPA-MUDALIAR 323301 (DK098246) SUB 128293 G003777 (DK082325) SUB WU-20-71 (DK115502)	245	
93.847	DIABETES, DIGESTIVE, AND KIDNEY DISEASES EXTRAMURAL RESEARCH		PASS-THROUGH	VETERANS MEDICAL RESEARCH FOUNDATION OF SAN DIEGO	096070001-321430 SUB IX 32349(DK119528) VPA AFARI 323832 (DK106415- VPA (IX) 323475 (DK119528) VPA HERBERT (322353)112579741 VPA IX (322967) (DK111510) VPA IX 322721(DK097093) VPA IX 322966 (DK102730) VPA IX 323252(DK098234) VPA RIVERA-NIEVES (323671) 098 VPA VALLON 317870 5013860(DK10 VPA-MUDALIAR 323301 (DK098246) SUB 128293 G003777 (DK082325) SUB WU-20-71 (DK115502)	17,263	
93.847	DIABETES, DIGESTIVE, AND KIDNEY DISEASES EXTRAMURAL RESEARCH		PASS-THROUGH	VETERANS MEDICAL RESEARCH FOUNDATION OF SAN DIEGO	096070001-321430 SUB IX 32349(DK119528) VPA AFARI 323832 (DK106415- VPA (IX) 323475 (DK119528) VPA HERBERT (322353)112579741 VPA IX (322967) (DK111510) VPA IX 322721(DK097093) VPA IX 322966 (DK102730) VPA IX 323252(DK098234) VPA RIVERA-NIEVES (323671) 098 VPA VALLON 317870 5013860(DK10 VPA-MUDALIAR 323301 (DK098246) SUB 128293 G003777 (DK082325) SUB WU-20-71 (DK115502)	15,292	
93.847	DIABETES, DIGESTIVE, AND KIDNEY DISEASES EXTRAMURAL RESEARCH		PASS-THROUGH	VETERANS MEDICAL RESEARCH FOUNDATION OF SAN DIEGO	096070001-321430 SUB IX 32349(DK119528) VPA AFARI 323832 (DK106415- VPA (IX) 323475 (DK119528) VPA HERBERT (322353)112579741 VPA IX (322967) (DK111510) VPA IX 322721(DK097093) VPA IX 322966 (DK102730) VPA IX 323252(DK098234) VPA RIVERA-NIEVES (323671) 098 VPA VALLON 317870 5013860(DK10 VPA-MUDALIAR 323301 (DK098246) SUB 128293 G003777 (DK082325) SUB WU-20-71 (DK115502)	51,039	
93.847	DIABETES, DIGESTIVE, AND KIDNEY DISEASES EXTRAMURAL RESEARCH		PASS-THROUGH	VETERANS MEDICAL RESEARCH FOUNDATION OF SAN DIEGO	096070001-321430 SUB IX 32349(DK119528) VPA AFARI 323832 (DK106415- VPA (IX) 323475 (DK119528) VPA HERBERT (322353)112579741 VPA IX (322967) (DK111510) VPA IX 322721(DK097093) VPA IX 322966 (DK102730) VPA IX 323252(DK098234) VPA RIVERA-NIEVES (323671) 098 VPA VALLON 317870 5013860(DK10 VPA-MUDALIAR 323301 (DK098246) SUB 128293 G003777 (DK082325) SUB WU-20-71 (DK115502)	620	
93.847	DIABETES, DIGESTIVE, AND KIDNEY DISEASES EXTRAMURAL RESEARCH		PASS-THROUGH	VETERANS MEDICAL RESEARCH FOUNDATION OF SAN DIEGO	096070001-321430 SUB IX 32349(DK119528) VPA AFARI 323832 (DK106415- VPA (IX) 323475 (DK119528) VPA HERBERT (322353)112579741 VPA IX (322967) (DK111510) VPA IX 322721(DK097093) VPA IX 322966 (DK102730) VPA IX 323252(DK098234) VPA RIVERA-NIEVES (323671) 098 VPA VALLON 317870 5013860(DK10 VPA-MUDALIAR 323301 (DK098246) SUB 128293 G003777 (DK082325) SUB WU-20-71 (DK115502)	18,904	
93.847	DIABETES, DIGESTIVE, AND KIDNEY DISEASES EXTRAMURAL RESEARCH		PASS-THROUGH	WASHINGTON STATE UNIVERSITY	SUB 128293 G003777 (DK082325) SUB WU-20-71 (DK115502)	19,523	
93.847	DIABETES, DIGESTIVE, AND KIDNEY DISEASES EXTRAMURAL RESEARCH		PASS-THROUGH	WASHINGTON UNIVERSITY IN ST. LOUIS	SUB 20190788	79,657	
93.847	DIABETES, DIGESTIVE, AND KIDNEY DISEASES EXTRAMURAL RESEARCH		PASS-THROUGH	WINSANTOR INC		207,928	
93.847	DIABETES, DIGESTIVE, AND KIDNEY DISEASES EXTRAMURAL RESEARCH		PASS-THROUGH	NORTHERN CALIFORNIA INSTITUTE FOR RESEARCH AND EDUCATION	SUB 20190788	34,197	
93.847	DIABETES, DIGESTIVE, AND KIDNEY DISEASES EXTRAMURAL RESEARCH		PASS-THROUGH	NORTHERN CALIFORNIA INSTITUTE FOR RESEARCH AND EDUCATION	YUK2177	33,424	
93.847	DIABETES, DIGESTIVE, AND KIDNEY DISEASES EXTRAMURAL RESEARCH		PASS-THROUGH	BOSTON CHILDREN'S HOSPITAL	YUKL1941-098824	201,006	



**University of California**  
**Schedule of Expenditures of Federal Awards**

*For the Fiscal Year Ended  
June 30, 2021  
(Expressed in whole dollars)*

**Research And Development Cluster**

Assistance Listing Number	Federal Program Title	Additional Award Identification	Direct / Pass-Through	Agency or Pass-Through Entity	Pass-Through No. or Other Identifier	Federal Expenditures	Passed-Through to Subrecipients
93.847	DIABETES, DIGESTIVE, AND KIDNEY DISEASES EXTRAMURAL RESEARCH		PASS-THROUGH	LOMA LINDA UNIVERSITY	2190166-UCI-1	23,661	
93.847	DIABETES, DIGESTIVE, AND KIDNEY DISEASES EXTRAMURAL RESEARCH		PASS-THROUGH	MIRIAM HOSPITAL	SUB 710-7147150 (DK117857)	46,525	
93.847	DIABETES, DIGESTIVE, AND KIDNEY DISEASES EXTRAMURAL RESEARCH		PASS-THROUGH	CHILDREN'S MERCY HOSPITAL	18-0018	(513)	
93.847	DIABETES, DIGESTIVE, AND KIDNEY DISEASES EXTRAMURAL RESEARCH		PASS-THROUGH	CHILDREN'S MERCY HOSPITAL	SUB 18-0019-CR (DK066143)	9,284	
93.847	DIABETES, DIGESTIVE, AND KIDNEY DISEASES EXTRAMURAL RESEARCH		PASS-THROUGH	UNIVERSITY OF TENNESSEE SYSTEM	A18-1009-S001	20,425	
93.847	DIABETES, DIGESTIVE, AND KIDNEY DISEASES EXTRAMURAL RESEARCH Total					106,879,881	9,268,251
93.847	COVID-19 - DIABETES, DIGESTIVE, AND KIDNEY DISEASES EXTRAMURAL RESEARCH	COVID-19	DIRECT	DEPARTMENT OF HEALTH AND HUMAN SERVICES (HHS)	VARIOUS	199,256	
93.847	COVID-19 - DIABETES, DIGESTIVE, AND KIDNEY DISEASES EXTRAMURAL RESEARCH	COVID-19	PASS-THROUGH	CEDARS-SINAI MEDICAL CENTER	SUB 0001827185 (DK123446)	44,888	
93.847	COVID-19 - DIABETES, DIGESTIVE, AND KIDNEY DISEASES EXTRAMURAL RESEARCH Total					244,143	
93.849	KIDNEY DISEASES, UROLOGY AND HEMATOLOGY RESEARCH		PASS-THROUGH	SCRIPPS WHITTIER DIABETES INSTITUTE	SUB20162946-GODINO(DK112322)	56,229	
93.849	KIDNEY DISEASES, UROLOGY AND HEMATOLOGY RESEARCH		PASS-THROUGH	THE UNIVERSITY OF ALABAMA AT BIRMINGHAM	SUB 000518751-SP001-001(DK0793)	429,919	
93.849	KIDNEY DISEASES, UROLOGY AND HEMATOLOGY RESEARCH		PASS-THROUGH	UNIVERSITY OF MINNESOTA	SUB P006923601(DK102932)	34,024	
93.849	KIDNEY DISEASES, UROLOGY AND HEMATOLOGY RESEARCH		PASS-THROUGH	VETERANS MEDICAL RESEARCH FOUNDATION OF SAN DIEGO	VPA GODINO 317574 (DK106415)	524	
93.849	KIDNEY DISEASES, UROLOGY AND HEMATOLOGY RESEARCH		PASS-THROUGH	VETERANS MEDICAL RESEARCH FOUNDATION OF SAN DIEGO	VPA IX (322722)	4,628	
93.849	KIDNEY DISEASES, UROLOGY AND HEMATOLOGY RESEARCH		PASS-THROUGH	VETERANS MEDICAL RESEARCH FOUNDATION OF SAN DIEGO	SHL2118-06 (DK VPA IX (322967)	2,558	
93.849	KIDNEY DISEASES, UROLOGY AND HEMATOLOGY RESEARCH		PASS-THROUGH	VETERANS MEDICAL RESEARCH FOUNDATION OF SAN DIEGO	(DK111510)	2,019	
93.849	KIDNEY DISEASES, UROLOGY AND HEMATOLOGY RESEARCH		PASS-THROUGH	VETERANS MEDICAL RESEARCH FOUNDATION OF SAN DIEGO	VPA IX 322966 (DK102730)	129	
93.849	KIDNEY DISEASES, UROLOGY AND HEMATOLOGY RESEARCH		PASS-THROUGH	VETERANS MEDICAL RESEARCH FOUNDATION OF SAN DIEGO	VPA KHANG 322537 (DK112042)	15,307	
93.849	KIDNEY DISEASES, UROLOGY AND HEMATOLOGY RESEARCH		PASS-THROUGH	VETERANS MEDICAL RESEARCH FOUNDATION OF SAN DIEGO	VPA SINGH 319617 (DK112042)	29,038	
93.849	KIDNEY DISEASES, UROLOGY AND HEMATOLOGY RESEARCH		PASS-THROUGH	VETERANS MEDICAL RESEARCH FOUNDATION OF SAN DIEGO	VPA THOMSON 319596 (DK112042)	5,859	
93.849	KIDNEY DISEASES, UROLOGY AND HEMATOLOGY RESEARCH		PASS-THROUGH	TEXAS BIOMEDICAL RESEARCH INSTITUTE	SUB 16-04613-401 (DK110096)	580,233	
93.850	IMPROVING EPILEPSY PROGRAMS, SERVICES, AND OUTCOMES THROUGH NATIONAL PARTNERSHIPS		PASS-THROUGH	CASE WESTERN RESERVE UNIVERSITY	RES514949	9,797	
93.850	IMPROVING EPILEPSY PROGRAMS, SERVICES, AND OUTCOMES THROUGH NATIONAL PARTNERSHIPS Total					9,797	
93.852	NATIONAL SYNDROMIC SURVEILLANCE PROGRAM COMMUNITY OF PRACTICE (NSSP COP)		DIRECT	DEPARTMENT OF HEALTH AND HUMAN SERVICES (HHS)	VARIOUS	3,886,103	160,078
93.852	NATIONAL SYNDROMIC SURVEILLANCE PROGRAM COMMUNITY OF PRACTICE (NSSP COP)		PASS-THROUGH	VETERANS MEDICAL RESEARCH FOUNDATION OF SAN DIEGO	VPA SHAHIDI, BAHAR 322777 (NS1	(14)	
93.852	NATIONAL SYNDROMIC SURVEILLANCE PROGRAM COMMUNITY OF PRACTICE (NSSP COP) Total					3,886,089	160,078
93.853	EXTRAMURAL RESEARCH PROGRAMS IN THE NEUROSCIENCES AND NEUROLOGICAL DISORDERS		DIRECT	DEPARTMENT OF HEALTH AND HUMAN SERVICES (HHS)	VARIOUS	162,638,487	16,744,925
93.853	EXTRAMURAL RESEARCH PROGRAMS IN THE NEUROSCIENCES AND NEUROLOGICAL DISORDERS		PASS-THROUGH	ADVANCED MRI TECHNOLOGIES, LLC	R44NS084788-UCSF	11,583	
93.853	EXTRAMURAL RESEARCH PROGRAMS IN THE NEUROSCIENCES AND NEUROLOGICAL DISORDERS		PASS-THROUGH	ALBERT EINSTEIN COLLEGE OF MEDICINE	311172	85,990	
93.853	EXTRAMURAL RESEARCH PROGRAMS IN THE NEUROSCIENCES AND NEUROLOGICAL DISORDERS		PASS-THROUGH	ALBERT EINSTEIN COLLEGE OF MEDICINE	R01NS104911	204,171	
93.853	EXTRAMURAL RESEARCH PROGRAMS IN THE NEUROSCIENCES AND NEUROLOGICAL DISORDERS		PASS-THROUGH	ALBERT EINSTEIN COLLEGE OF MEDICINE	SUB 311235 (NS104911)	73,376	
93.853	EXTRAMURAL RESEARCH PROGRAMS IN THE NEUROSCIENCES AND NEUROLOGICAL DISORDERS		PASS-THROUGH	AMERICAN LIFE SCIENCE PHARMACEUTICALS, INC.	SUB 20183456(NS110147)	73,087	
93.853	EXTRAMURAL RESEARCH PROGRAMS IN THE NEUROSCIENCES AND NEUROLOGICAL DISORDERS		PASS-THROUGH	ASPIREBIO CORP	AB-210334-CYC1	(5)	
93.853	EXTRAMURAL RESEARCH PROGRAMS IN THE NEUROSCIENCES AND NEUROLOGICAL DISORDERS		PASS-THROUGH	BAYLOR COLLEGE OF MEDICINE	7000000792:1	269,103	
93.853	EXTRAMURAL RESEARCH PROGRAMS IN THE NEUROSCIENCES AND NEUROLOGICAL DISORDERS		PASS-THROUGH	BAYLOR COLLEGE OF MEDICINE	SUB 7000001030 (NS113294)	323,089	
93.853	EXTRAMURAL RESEARCH PROGRAMS IN THE NEUROSCIENCES AND NEUROLOGICAL DISORDERS		PASS-THROUGH	BIOAXONE BIOSCIENCES, INC.	BB-5572970	89,870	
93.853	EXTRAMURAL RESEARCH PROGRAMS IN THE NEUROSCIENCES AND NEUROLOGICAL DISORDERS		PASS-THROUGH	BOSTON UNIVERSITY	A16-0139-007	86,725	
93.853	EXTRAMURAL RESEARCH PROGRAMS IN THE NEUROSCIENCES AND NEUROLOGICAL DISORDERS		PASS-THROUGH	BOSTON UNIVERSITY	SUB 4500003382(NS108472)	129,839	
93.853	EXTRAMURAL RESEARCH PROGRAMS IN THE NEUROSCIENCES AND NEUROLOGICAL DISORDERS		PASS-THROUGH	BRAINBOX SOLUTIONS INC.	20185109	5,417	
93.853	EXTRAMURAL RESEARCH PROGRAMS IN THE NEUROSCIENCES AND NEUROLOGICAL DISORDERS		PASS-THROUGH	BRIGHAM AND WOMEN'S HOSPITAL	121803	200,848	
93.853	EXTRAMURAL RESEARCH PROGRAMS IN THE NEUROSCIENCES AND NEUROLOGICAL DISORDERS		PASS-THROUGH	BRIGHAM AND WOMEN'S HOSPITAL	SUB 121804 (NS112107)	128,483	
93.853	EXTRAMURAL RESEARCH PROGRAMS IN THE NEUROSCIENCES AND NEUROLOGICAL DISORDERS		PASS-THROUGH	CALIFORNIA INSTITUTE OF TECHNOLOGY	SUB S8384962(NS094403B)	67,084	

**University of California**  
**Schedule of Expenditures of Federal Awards**

*For the Fiscal Year Ended  
June 30, 2021  
(Expressed in whole dollars)*

**Research And Development Cluster**

Assistance Listing Number	Federal Program Title	Additional Award Identification	Direct / Pass-Through	Agency or Pass-Through Entity	Pass-Through No. or Other Identifier	Federal Expenditures	Passed-Through to Subrecipients
93.853	EXTRAMURAL RESEARCH PROGRAMS IN THE NEUROSCIENCES AND NEUROLOGICAL DISORDERS		PASS-THROUGH	CASE WESTERN RESERVE UNIVERSITY		(17,616)	
93.853	EXTRAMURAL RESEARCH PROGRAMS IN THE NEUROSCIENCES AND NEUROLOGICAL DISORDERS		PASS-THROUGH	CEDARS-SINAI MEDICAL CENTER	RESS13489	(2)	
93.853	EXTRAMURAL RESEARCH PROGRAMS IN THE NEUROSCIENCES AND NEUROLOGICAL DISORDERS		PASS-THROUGH	CENTRAL MICHIGAN UNIVERSITY	UG3NS 105703	(20,921)	
93.853	EXTRAMURAL RESEARCH PROGRAMS IN THE NEUROSCIENCES AND NEUROLOGICAL DISORDERS		PASS-THROUGH	CHILDREN'S HOSPITAL MEDICAL CENTER OF CINCINNATI	SUB F63535 (NS099709)	4,968	
93.853	EXTRAMURAL RESEARCH PROGRAMS IN THE NEUROSCIENCES AND NEUROLOGICAL DISORDERS		PASS-THROUGH	COLUMBIA UNIVERSITY	SUB 137754 (NS096053)	87,040	
93.853	EXTRAMURAL RESEARCH PROGRAMS IN THE NEUROSCIENCES AND NEUROLOGICAL DISORDERS		PASS-THROUGH	COLUMBIA UNIVERSITY	1(GG012976-05)	449,095	
93.853	EXTRAMURAL RESEARCH PROGRAMS IN THE NEUROSCIENCES AND NEUROLOGICAL DISORDERS		PASS-THROUGH	COLUMBIA UNIVERSITY	1(GG013057-08)	372,165	
93.853	EXTRAMURAL RESEARCH PROGRAMS IN THE NEUROSCIENCES AND NEUROLOGICAL DISORDERS		PASS-THROUGH	COLUMBIA UNIVERSITY	1(GG013057-09)	64,339	
93.853	EXTRAMURAL RESEARCH PROGRAMS IN THE NEUROSCIENCES AND NEUROLOGICAL DISORDERS		PASS-THROUGH	COLUMBIA UNIVERSITY	1(GG015295-01)	245,870	
93.853	EXTRAMURAL RESEARCH PROGRAMS IN THE NEUROSCIENCES AND NEUROLOGICAL DISORDERS		PASS-THROUGH	COLUMBIA UNIVERSITY	2(GG013057-04)	65,969	
93.853	EXTRAMURAL RESEARCH PROGRAMS IN THE NEUROSCIENCES AND NEUROLOGICAL DISORDERS		PASS-THROUGH	COLUMBIA UNIVERSITY	3(GG012011-03):2	356,909	
93.853	EXTRAMURAL RESEARCH PROGRAMS IN THE NEUROSCIENCES AND NEUROLOGICAL DISORDERS		PASS-THROUGH	COLUMBIA UNIVERSITY	3(GG013057-16)	45,384	
93.853	EXTRAMURAL RESEARCH PROGRAMS IN THE NEUROSCIENCES AND NEUROLOGICAL DISORDERS		PASS-THROUGH	COLUMBIA UNIVERSITY MEDICAL CENTER	R01NS110826	33	
93.853	EXTRAMURAL RESEARCH PROGRAMS IN THE NEUROSCIENCES AND NEUROLOGICAL DISORDERS		PASS-THROUGH	CORNELL UNIVERSITY	SUB 17(GG014929) (NS078059)	47,407	
93.853	EXTRAMURAL RESEARCH PROGRAMS IN THE NEUROSCIENCES AND NEUROLOGICAL DISORDERS		PASS-THROUGH	CORNELL UNIVERSITY	183412	247,732	
93.853	EXTRAMURAL RESEARCH PROGRAMS IN THE NEUROSCIENCES AND NEUROLOGICAL DISORDERS		PASS-THROUGH	CORNELL UNIVERSITY	190630-02	(188)	
93.853	EXTRAMURAL RESEARCH PROGRAMS IN THE NEUROSCIENCES AND NEUROLOGICAL DISORDERS		PASS-THROUGH	CORNELL UNIVERSITY	190630-03	98,001	
93.853	EXTRAMURAL RESEARCH PROGRAMS IN THE NEUROSCIENCES AND NEUROLOGICAL DISORDERS		PASS-THROUGH	CORNELL UNIVERSITY	190630-04	228,124	
93.853	EXTRAMURAL RESEARCH PROGRAMS IN THE NEUROSCIENCES AND NEUROLOGICAL DISORDERS		PASS-THROUGH	CORNELL UNIVERSITY	190630-05	65,378	
93.853	EXTRAMURAL RESEARCH PROGRAMS IN THE NEUROSCIENCES AND NEUROLOGICAL DISORDERS		PASS-THROUGH	CORNELL UNIVERSITY	194126-03	153,548	
93.853	EXTRAMURAL RESEARCH PROGRAMS IN THE NEUROSCIENCES AND NEUROLOGICAL DISORDERS		PASS-THROUGH	DANA-FARBER CANCER INSTITUTE	204402-03	8,353	
93.853	EXTRAMURAL RESEARCH PROGRAMS IN THE NEUROSCIENCES AND NEUROLOGICAL DISORDERS		PASS-THROUGH	DARTMOUTH COLLEGE	1278001	15,800	
93.853	EXTRAMURAL RESEARCH PROGRAMS IN THE NEUROSCIENCES AND NEUROLOGICAL DISORDERS		PASS-THROUGH	DIAGNOSTIC CONSULTING NETWORK	SUB R1070 (NS108809)	66,903	
93.853	EXTRAMURAL RESEARCH PROGRAMS IN THE NEUROSCIENCES AND NEUROLOGICAL DISORDERS		PASS-THROUGH	DIAGNOSTIC CONSULTING NETWORK	DCND-5551919	28,795	
93.853	EXTRAMURAL RESEARCH PROGRAMS IN THE NEUROSCIENCES AND NEUROLOGICAL DISORDERS		PASS-THROUGH	DREXEL UNIVERSITY	SUB NONE (NS076359)	6,891	
93.853	EXTRAMURAL RESEARCH PROGRAMS IN THE NEUROSCIENCES AND NEUROLOGICAL DISORDERS		PASS-THROUGH	DUKE UNIVERSITY	232674	40,821	
93.853	EXTRAMURAL RESEARCH PROGRAMS IN THE NEUROSCIENCES AND NEUROLOGICAL DISORDERS		PASS-THROUGH	DUKE UNIVERSITY	A03-3120	10,678	
93.853	EXTRAMURAL RESEARCH PROGRAMS IN THE NEUROSCIENCES AND NEUROLOGICAL DISORDERS		PASS-THROUGH	DUKE UNIVERSITY	A03-3195	135,018	
93.853	EXTRAMURAL RESEARCH PROGRAMS IN THE NEUROSCIENCES AND NEUROLOGICAL DISORDERS		PASS-THROUGH	DUKE UNIVERSITY	A034006	89,406	
93.853	EXTRAMURAL RESEARCH PROGRAMS IN THE NEUROSCIENCES AND NEUROLOGICAL DISORDERS		PASS-THROUGH	DUKE UNIVERSITY	A034204	25,825	
93.853	EXTRAMURAL RESEARCH PROGRAMS IN THE NEUROSCIENCES AND NEUROLOGICAL DISORDERS		PASS-THROUGH	DUKE UNIVERSITY	A034425	315	
93.853	EXTRAMURAL RESEARCH PROGRAMS IN THE NEUROSCIENCES AND NEUROLOGICAL DISORDERS		PASS-THROUGH	DUKE UNIVERSITY	A034453	(61,740)	
93.853	EXTRAMURAL RESEARCH PROGRAMS IN THE NEUROSCIENCES AND NEUROLOGICAL DISORDERS		PASS-THROUGH	DUKE UNIVERSITY	SUB 2034905 (NS092521)	68,378	
93.853	EXTRAMURAL RESEARCH PROGRAMS IN THE NEUROSCIENCES AND NEUROLOGICAL DISORDERS		PASS-THROUGH	DUKE UNIVERSITY	SUB A03-1445 (NS109401)	309,173	
93.853	EXTRAMURAL RESEARCH PROGRAMS IN THE NEUROSCIENCES AND NEUROLOGICAL DISORDERS		PASS-THROUGH	EMORY UNIVERSITY	SUB A033657 (NS092521)	135,847	
93.853	EXTRAMURAL RESEARCH PROGRAMS IN THE NEUROSCIENCES AND NEUROLOGICAL DISORDERS		PASS-THROUGH	EMORY UNIVERSITY	SUB A275623 (NS116025)	19,822	
93.853	EXTRAMURAL RESEARCH PROGRAMS IN THE NEUROSCIENCES AND NEUROLOGICAL DISORDERS		PASS-THROUGH	EMORY UNIVERSITY	SUB A364771 (NS088748)		

**University of California**  
**Schedule of Expenditures of Federal Awards**

*For the Fiscal Year Ended  
June 30, 2021  
(Expressed in whole dollars)*

**Research And Development Cluster**

Assistance Listing Number	Federal Program Title	Additional Award Identification	Direct / Pass-Through	Agency or Pass-Through Entity	Pass-Through No. or Other Identifier	Federal Expenditures	Passed-Through to Subrecipients
93.853	EXTRAMURAL RESEARCH PROGRAMS IN THE NEUROSCIENCES AND NEUROLOGICAL DISORDERS		PASS-THROUGH	EYSZ, INC		26,733	
93.853	EXTRAMURAL RESEARCH PROGRAMS IN THE NEUROSCIENCES AND NEUROLOGICAL DISORDERS		PASS-THROUGH	GLADSTONE INSTITUTES	20057-20194033R1	21,654	
93.853	EXTRAMURAL RESEARCH PROGRAMS IN THE NEUROSCIENCES AND NEUROLOGICAL DISORDERS		PASS-THROUGH	HARVARD UNIVERSITY	SUB R2432-A (NS097976)	516,045	
93.853	EXTRAMURAL RESEARCH PROGRAMS IN THE NEUROSCIENCES AND NEUROLOGICAL DISORDERS		PASS-THROUGH	HEALTH RESEARCH, INC.	153407.5111711.0109	(11,818)	
93.853	EXTRAMURAL RESEARCH PROGRAMS IN THE NEUROSCIENCES AND NEUROLOGICAL DISORDERS		PASS-THROUGH	HUNTINGTON MEDICAL RESEARCH INSTITUTES	5977-01-CYC1	37,409	
93.853	EXTRAMURAL RESEARCH PROGRAMS IN THE NEUROSCIENCES AND NEUROLOGICAL DISORDERS		PASS-THROUGH	ICAHN SCHOOL OF MEDICINE AT MOUNT SINAI	2755-19-01SB	(461)	
93.853	EXTRAMURAL RESEARCH PROGRAMS IN THE NEUROSCIENCES AND NEUROLOGICAL DISORDERS		PASS-THROUGH	ICAHN SCHOOL OF MEDICINE AT MOUNT SINAI	0255-0642-4609:5	45,713	
93.853	EXTRAMURAL RESEARCH PROGRAMS IN THE NEUROSCIENCES AND NEUROLOGICAL DISORDERS		PASS-THROUGH	IOWA STATE UNIVERSITY	0255-C191-4609:1	125,245	
93.853	EXTRAMURAL RESEARCH PROGRAMS IN THE NEUROSCIENCES AND NEUROLOGICAL DISORDERS		PASS-THROUGH	JOHNS HOPKINS UNIVERSITY	4301738A	13,648	
93.853	EXTRAMURAL RESEARCH PROGRAMS IN THE NEUROSCIENCES AND NEUROLOGICAL DISORDERS		PASS-THROUGH	JOHNS HOPKINS UNIVERSITY	2005012417	5,721	
93.853	EXTRAMURAL RESEARCH PROGRAMS IN THE NEUROSCIENCES AND NEUROLOGICAL DISORDERS		PASS-THROUGH	JOHNS HOPKINS UNIVERSITY	767379	12,947	
93.853	EXTRAMURAL RESEARCH PROGRAMS IN THE NEUROSCIENCES AND NEUROLOGICAL DISORDERS		PASS-THROUGH	KENNEDY KRIEGER INSTITUTE	SUB 2004857708 (UG3AR07736)	(7,106)	
93.853	EXTRAMURAL RESEARCH PROGRAMS IN THE NEUROSCIENCES AND NEUROLOGICAL DISORDERS		PASS-THROUGH	KENNEDY KRIEGER INSTITUTE	20190402	2,844	
93.853	EXTRAMURAL RESEARCH PROGRAMS IN THE NEUROSCIENCES AND NEUROLOGICAL DISORDERS		PASS-THROUGH	KENNEDY KRIEGER INSTITUTE	5K12NS098482-03-CYC1	4,141	
93.853	EXTRAMURAL RESEARCH PROGRAMS IN THE NEUROSCIENCES AND NEUROLOGICAL DISORDERS		PASS-THROUGH	LOUISIANA STATE UNIVERSITY AND AGRICULTURAL AND MECHANICAL C	A133285	78,805	
93.853	EXTRAMURAL RESEARCH PROGRAMS IN THE NEUROSCIENCES AND NEUROLOGICAL DISORDERS		PASS-THROUGH	LUDWIG INSTITUTE FOR CANCER RESEARCH	R21NS109668	32,878	
93.853	EXTRAMURAL RESEARCH PROGRAMS IN THE NEUROSCIENCES AND NEUROLOGICAL DISORDERS		PASS-THROUGH	MASSACHUSETTS GENERAL HOSPITAL	SUB 240630-05003 (NS027036)	1,950	
93.853	EXTRAMURAL RESEARCH PROGRAMS IN THE NEUROSCIENCES AND NEUROLOGICAL DISORDERS		PASS-THROUGH	MASSACHUSETTS GENERAL HOSPITAL	201604272	88,906	
93.853	EXTRAMURAL RESEARCH PROGRAMS IN THE NEUROSCIENCES AND NEUROLOGICAL DISORDERS		PASS-THROUGH	MASSACHUSETTS GENERAL HOSPITAL	232364:1	32,225	
93.853	EXTRAMURAL RESEARCH PROGRAMS IN THE NEUROSCIENCES AND NEUROLOGICAL DISORDERS		PASS-THROUGH	MASSACHUSETTS GENERAL HOSPITAL	234362	139,249	
93.853	EXTRAMURAL RESEARCH PROGRAMS IN THE NEUROSCIENCES AND NEUROLOGICAL DISORDERS		PASS-THROUGH	MASSACHUSETTS GENERAL HOSPITAL	235400	122,666	
93.853	EXTRAMURAL RESEARCH PROGRAMS IN THE NEUROSCIENCES AND NEUROLOGICAL DISORDERS		PASS-THROUGH	MASSACHUSETTS GENERAL HOSPITAL	A18-0600-002	144,759	
93.853	EXTRAMURAL RESEARCH PROGRAMS IN THE NEUROSCIENCES AND NEUROLOGICAL DISORDERS		PASS-THROUGH	MASSACHUSETTS GENERAL HOSPITAL	NN107	687	
93.853	EXTRAMURAL RESEARCH PROGRAMS IN THE NEUROSCIENCES AND NEUROLOGICAL DISORDERS		PASS-THROUGH	MASSACHUSETTS GENERAL HOSPITAL	NN110	10,101	
93.853	EXTRAMURAL RESEARCH PROGRAMS IN THE NEUROSCIENCES AND NEUROLOGICAL DISORDERS		PASS-THROUGH	MASSACHUSETTS GENERAL HOSPITAL	NS095388	1,890	
93.853	EXTRAMURAL RESEARCH PROGRAMS IN THE NEUROSCIENCES AND NEUROLOGICAL DISORDERS		PASS-THROUGH	MASSACHUSETTS GENERAL HOSPITAL	SUB 235400 (NS115388)	122,407	
93.853	EXTRAMURAL RESEARCH PROGRAMS IN THE NEUROSCIENCES AND NEUROLOGICAL DISORDERS		PASS-THROUGH	MASSACHUSETTS GENERAL HOSPITAL	SUB 235400(NS115388)	15,409	
93.853	EXTRAMURAL RESEARCH PROGRAMS IN THE NEUROSCIENCES AND NEUROLOGICAL DISORDERS		PASS-THROUGH	MASSACHUSETTS INSTITUTE OF TECHNOLOGY	U01NS114001	81,943	
93.853	EXTRAMURAL RESEARCH PROGRAMS IN THE NEUROSCIENCES AND NEUROLOGICAL DISORDERS		PASS-THROUGH	MAYO CLINIC/MAYO FOUNDATION FOR MEDICAL EDUCATION & RESEARCH	5710003857	140	
93.853	EXTRAMURAL RESEARCH PROGRAMS IN THE NEUROSCIENCES AND NEUROLOGICAL DISORDERS		PASS-THROUGH	MAYO CLINIC/MAYO FOUNDATION FOR MEDICAL EDUCATION & RESEARCH	THE-224063:02	139,769	
93.853	EXTRAMURAL RESEARCH PROGRAMS IN THE NEUROSCIENCES AND NEUROLOGICAL DISORDERS		PASS-THROUGH	MAYO CLINIC/MAYO FOUNDATION FOR MEDICAL EDUCATION & RESEARCH	UCA-288216	18,100	
93.853	EXTRAMURAL RESEARCH PROGRAMS IN THE NEUROSCIENCES AND NEUROLOGICAL DISORDERS		PASS-THROUGH	METHODIST HOSPITAL GROUP	UH2NS095495	42,223	
93.853	EXTRAMURAL RESEARCH PROGRAMS IN THE NEUROSCIENCES AND NEUROLOGICAL DISORDERS		PASS-THROUGH	MOREHOUSE SCHOOL OF MEDICINE	AGMT00003059	(1,157)	
93.853	EXTRAMURAL RESEARCH PROGRAMS IN THE NEUROSCIENCES AND NEUROLOGICAL DISORDERS		PASS-THROUGH	NEURAL ANALYTICS	008650	60,440	
93.853	EXTRAMURAL RESEARCH PROGRAMS IN THE NEUROSCIENCES AND NEUROLOGICAL DISORDERS		PASS-THROUGH	NEURALSTEM INC.	5R44NS092209-03	1,837	
93.853	EXTRAMURAL RESEARCH PROGRAMS IN THE NEUROSCIENCES AND NEUROLOGICAL DISORDERS		PASS-THROUGH	NEW YORK UNIVERSITY	SUB 20172379 (R44NS103703)	14,947	
					19-A0-S2-004303		

**University of California**  
**Schedule of Expenditures of Federal Awards**

*For the Fiscal Year Ended  
June 30, 2021  
(Expressed in whole dollars)*

**Research And Development Cluster**

Assistance Listing Number	Federal Program Title	Additional Award Identification	Direct / Pass-Through	Agency or Pass-Through Entity	Pass-Through No. or Other Identifier	Federal Expenditures	Passed-Through to Subrecipients
93.853	EXTRAMURAL RESEARCH PROGRAMS IN THE NEUROSCIENCES AND NEUROLOGICAL DISORDERS		PASS-THROUGH	NORTHEASTERN UNIVERSITY		47,825	
93.853	EXTRAMURAL RESEARCH PROGRAMS IN THE NEUROSCIENCES AND NEUROLOGICAL DISORDERS		PASS-THROUGH	NORTHWESTERN UNIVERSITY	500713-78050	27,922	
93.853	EXTRAMURAL RESEARCH PROGRAMS IN THE NEUROSCIENCES AND NEUROLOGICAL DISORDERS		PASS-THROUGH	NYU LANGONE HEALTH SYSTEM	60041563 UCI	70,920	
93.853	EXTRAMURAL RESEARCH PROGRAMS IN THE NEUROSCIENCES AND NEUROLOGICAL DISORDERS		PASS-THROUGH	PALO ALTO VETERANS INSTITUTE FOR RESEARCH, INC.	18-A0-00-1000533-01	6,793	
93.853	EXTRAMURAL RESEARCH PROGRAMS IN THE NEUROSCIENCES AND NEUROLOGICAL DISORDERS		PASS-THROUGH	PRINCETON UNIVERSITY	R01NS117340	346,037	
93.853	EXTRAMURAL RESEARCH PROGRAMS IN THE NEUROSCIENCES AND NEUROLOGICAL DISORDERS		PASS-THROUGH	RAFT PHARMACEUTICALS LLC	U19NS104648	117,788	
93.853	EXTRAMURAL RESEARCH PROGRAMS IN THE NEUROSCIENCES AND NEUROLOGICAL DISORDERS		PASS-THROUGH	RICE UNIVERSITY	SUB 20192484 (NS113705)	124,554	
93.853	EXTRAMURAL RESEARCH PROGRAMS IN THE NEUROSCIENCES AND NEUROLOGICAL DISORDERS		PASS-THROUGH	RUSH UNIVERSITY MEDICAL CENTER	R23553	137,099	
93.853	EXTRAMURAL RESEARCH PROGRAMS IN THE NEUROSCIENCES AND NEUROLOGICAL DISORDERS		PASS-THROUGH	SALK INSTITUTE FOR BIOLOGICAL STUDIES	15060903-SUB03	84,665	
93.853	EXTRAMURAL RESEARCH PROGRAMS IN THE NEUROSCIENCES AND NEUROLOGICAL DISORDERS		PASS-THROUGH	SALK INSTITUTE FOR BIOLOGICAL STUDIES	SUB A21-0028-S001 (NS115591)	175,972	
93.853	EXTRAMURAL RESEARCH PROGRAMS IN THE NEUROSCIENCES AND NEUROLOGICAL DISORDERS		PASS-THROUGH	SANFORD BURNHAM PREBYS MEDICAL DISCOVERY INSTITUTE	SUB P1015431 (NS104368)	167,918	
93.853	EXTRAMURAL RESEARCH PROGRAMS IN THE NEUROSCIENCES AND NEUROLOGICAL DISORDERS		PASS-THROUGH	SECOND SIGHT MEDICAL PRODUCTS, INC	SUB 60845-13183-UCSD (NS105969)	150,129	
93.853	EXTRAMURAL RESEARCH PROGRAMS IN THE NEUROSCIENCES AND NEUROLOGICAL DISORDERS		PASS-THROUGH	STANFORD UNIVERSITY	20190428	63,686	
93.853	EXTRAMURAL RESEARCH PROGRAMS IN THE NEUROSCIENCES AND NEUROLOGICAL DISORDERS		PASS-THROUGH	STANFORD UNIVERSITY	61977990-123737	209,731	
93.853	EXTRAMURAL RESEARCH PROGRAMS IN THE NEUROSCIENCES AND NEUROLOGICAL DISORDERS		PASS-THROUGH	STANFORD UNIVERSITY	61987623-135726	134,869	
93.853	EXTRAMURAL RESEARCH PROGRAMS IN THE NEUROSCIENCES AND NEUROLOGICAL DISORDERS		PASS-THROUGH	STANFORD UNIVERSITY	6253789 W0823	152,828	
93.853	EXTRAMURAL RESEARCH PROGRAMS IN THE NEUROSCIENCES AND NEUROLOGICAL DISORDERS		PASS-THROUGH	TEMPLE UNIVERSITY	A18-0238-002	123,855	
93.853	EXTRAMURAL RESEARCH PROGRAMS IN THE NEUROSCIENCES AND NEUROLOGICAL DISORDERS		PASS-THROUGH	THE TEXAS A&M UNIVERSITY SYSTEM	SUB 261426-UCSD (NS105961)	10,970	
93.853	EXTRAMURAL RESEARCH PROGRAMS IN THE NEUROSCIENCES AND NEUROLOGICAL DISORDERS		PASS-THROUGH	THE UNIVERSITY OF ALABAMA AT BIRMINGHAM	M2000370	33,842	
93.853	EXTRAMURAL RESEARCH PROGRAMS IN THE NEUROSCIENCES AND NEUROLOGICAL DISORDERS		PASS-THROUGH	UNIVERSITY OF ARIZONA	000510297-005:A03	21,920	
93.853	EXTRAMURAL RESEARCH PROGRAMS IN THE NEUROSCIENCES AND NEUROLOGICAL DISORDERS		PASS-THROUGH	UNIVERSITY OF ARIZONA	R01NS076856	25,408	
93.853	EXTRAMURAL RESEARCH PROGRAMS IN THE NEUROSCIENCES AND NEUROLOGICAL DISORDERS		PASS-THROUGH	UNIVERSITY OF CHICAGO	R01NS114913	121,704	
93.853	EXTRAMURAL RESEARCH PROGRAMS IN THE NEUROSCIENCES AND NEUROLOGICAL DISORDERS		PASS-THROUGH	UNIVERSITY OF CHICAGO	AWD101286 (SUB00000377)	125,525	
93.853	EXTRAMURAL RESEARCH PROGRAMS IN THE NEUROSCIENCES AND NEUROLOGICAL DISORDERS		PASS-THROUGH	UNIVERSITY OF CINCINNATI	FP066261-G	1,065	
93.853	EXTRAMURAL RESEARCH PROGRAMS IN THE NEUROSCIENCES AND NEUROLOGICAL DISORDERS		PASS-THROUGH	UNIVERSITY OF CINCINNATI	010785- 127986	1,070	
93.853	EXTRAMURAL RESEARCH PROGRAMS IN THE NEUROSCIENCES AND NEUROLOGICAL DISORDERS		PASS-THROUGH	UNIVERSITY OF CINCINNATI	010785-133897	1,829	
93.853	EXTRAMURAL RESEARCH PROGRAMS IN THE NEUROSCIENCES AND NEUROLOGICAL DISORDERS		PASS-THROUGH	UNIVERSITY OF CINCINNATI	011266-127986	101	
93.853	EXTRAMURAL RESEARCH PROGRAMS IN THE NEUROSCIENCES AND NEUROLOGICAL DISORDERS		PASS-THROUGH	UNIVERSITY OF CINCINNATI	011337-133897	61,362	
93.853	EXTRAMURAL RESEARCH PROGRAMS IN THE NEUROSCIENCES AND NEUROLOGICAL DISORDERS		PASS-THROUGH	UNIVERSITY OF CINCINNATI	011414-ADM-CRAMER	19,915	
93.853	EXTRAMURAL RESEARCH PROGRAMS IN THE NEUROSCIENCES AND NEUROLOGICAL DISORDERS		PASS-THROUGH	UNIVERSITY OF CINCINNATI	011414-ADM-SAVER.5	3,102	
93.853	EXTRAMURAL RESEARCH PROGRAMS IN THE NEUROSCIENCES AND NEUROLOGICAL DISORDERS		PASS-THROUGH	UNIVERSITY OF CINCINNATI	012043-133897	1,526	
93.853	EXTRAMURAL RESEARCH PROGRAMS IN THE NEUROSCIENCES AND NEUROLOGICAL DISORDERS		PASS-THROUGH	UNIVERSITY OF CINCINNATI	012044-133897	24,823	
93.853	EXTRAMURAL RESEARCH PROGRAMS IN THE NEUROSCIENCES AND NEUROLOGICAL DISORDERS		PASS-THROUGH	UNIVERSITY OF CINCINNATI	A19-4628-1	25,544	
93.853	EXTRAMURAL RESEARCH PROGRAMS IN THE NEUROSCIENCES AND NEUROLOGICAL DISORDERS		PASS-THROUGH	UNIVERSITY OF CINCINNATI	SUB 010785-135727 (NS095869)	13,553	
93.853	EXTRAMURAL RESEARCH PROGRAMS IN THE NEUROSCIENCES AND NEUROLOGICAL DISORDERS		PASS-THROUGH	UNIVERSITY OF CINCINNATI	SUB 011266-135727 (NS100699)	31,803	
93.853	EXTRAMURAL RESEARCH PROGRAMS IN THE NEUROSCIENCES AND NEUROLOGICAL DISORDERS		PASS-THROUGH	UNIVERSITY OF CINCINNATI	SUB 011337-135727 (NS099043)	(4,057)	
93.853	EXTRAMURAL RESEARCH PROGRAMS IN THE NEUROSCIENCES AND NEUROLOGICAL DISORDERS		PASS-THROUGH	UNIVERSITY OF CINCINNATI	SUB 011961-135727 (NS106655)		

**University of California**  
**Schedule of Expenditures of Federal Awards**

*For the Fiscal Year Ended  
June 30, 2021  
(Expressed in whole dollars)*

**Research And Development Cluster**

Assistance Listing Number	Federal Program Title	Additional Award Identification	Direct / Pass-Through	Agency or Pass-Through Entity	Pass-Through No. or Other Identifier	Federal Expenditures	Passed-Through to Subrecipients
93.853	EXTRAMURAL RESEARCH PROGRAMS IN THE NEUROSCIENCES AND NEUROLOGICAL DISORDERS		PASS-THROUGH	UNIVERSITY OF CINCINNATI	SUB 012044-135727 (NS102289)	34	
93.853	EXTRAMURAL RESEARCH PROGRAMS IN THE NEUROSCIENCES AND NEUROLOGICAL DISORDERS		PASS-THROUGH	UNIVERSITY OF IOWA	U01NS055903	330,766	
93.853	EXTRAMURAL RESEARCH PROGRAMS IN THE NEUROSCIENCES AND NEUROLOGICAL DISORDERS		PASS-THROUGH	UNIVERSITY OF IOWA	W000873022	18,263	
93.853	EXTRAMURAL RESEARCH PROGRAMS IN THE NEUROSCIENCES AND NEUROLOGICAL DISORDERS		PASS-THROUGH	UNIVERSITY OF KENTUCKY/UNIVERSITY OF KENTUCKY RESEARCH FOUND	3200003137-20-268	101,828	
93.853	EXTRAMURAL RESEARCH PROGRAMS IN THE NEUROSCIENCES AND NEUROLOGICAL DISORDERS		PASS-THROUGH	UNIVERSITY OF KENTUCKY/UNIVERSITY OF KENTUCKY RESEARCH FOUND	MARV-17-202	(16,827)	
93.853	EXTRAMURAL RESEARCH PROGRAMS IN THE NEUROSCIENCES AND NEUROLOGICAL DISORDERS		PASS-THROUGH	UNIVERSITY OF KENTUCKY/UNIVERSITY OF KENTUCKY RESEARCH FOUND	SUB 3210000405-17-136 (NS09719	129,997	
93.853	EXTRAMURAL RESEARCH PROGRAMS IN THE NEUROSCIENCES AND NEUROLOGICAL DISORDERS		PASS-THROUGH	UNIVERSITY OF KENTUCKY/UNIVERSITY OF KENTUCKY RESEARCH FOUND	SUB 3210000952-19-270(NS097197	(27)	
93.853	EXTRAMURAL RESEARCH PROGRAMS IN THE NEUROSCIENCES AND NEUROLOGICAL DISORDERS		PASS-THROUGH	UNIVERSITY OF MARYLAND	SUB 1802271 UMB REF. NO.: 3...	76,569	
93.853	EXTRAMURAL RESEARCH PROGRAMS IN THE NEUROSCIENCES AND NEUROLOGICAL DISORDERS		PASS-THROUGH	UNIVERSITY OF MASSACHUSETTS AMHERST	19-010728 B00	191,066	
93.853	EXTRAMURAL RESEARCH PROGRAMS IN THE NEUROSCIENCES AND NEUROLOGICAL DISORDERS		PASS-THROUGH	UNIVERSITY OF MIAMI	OS00000257.8	7,754	
93.853	EXTRAMURAL RESEARCH PROGRAMS IN THE NEUROSCIENCES AND NEUROLOGICAL DISORDERS		PASS-THROUGH	UNIVERSITY OF MIAMI	SPC-000282	(16)	
93.853	EXTRAMURAL RESEARCH PROGRAMS IN THE NEUROSCIENCES AND NEUROLOGICAL DISORDERS		PASS-THROUGH	UNIVERSITY OF MIAMI	SPC-000308	27,656	
93.853	EXTRAMURAL RESEARCH PROGRAMS IN THE NEUROSCIENCES AND NEUROLOGICAL DISORDERS		PASS-THROUGH	UNIVERSITY OF MICHIGAN	3004730634	135,080	
93.853	EXTRAMURAL RESEARCH PROGRAMS IN THE NEUROSCIENCES AND NEUROLOGICAL DISORDERS		PASS-THROUGH	UNIVERSITY OF MICHIGAN	SUBK00004114-ESETT.38	9,072	
93.853	EXTRAMURAL RESEARCH PROGRAMS IN THE NEUROSCIENCES AND NEUROLOGICAL DISORDERS		PASS-THROUGH	UNIVERSITY OF MICHIGAN	SUBK00007560	24,951	
93.853	EXTRAMURAL RESEARCH PROGRAMS IN THE NEUROSCIENCES AND NEUROLOGICAL DISORDERS		PASS-THROUGH	UNIVERSITY OF MICHIGAN	SUBK00008388	444,248	
93.853	EXTRAMURAL RESEARCH PROGRAMS IN THE NEUROSCIENCES AND NEUROLOGICAL DISORDERS		PASS-THROUGH	UNIVERSITY OF MICHIGAN	SUBK00008967 (NS100659)	22,783	
93.853	EXTRAMURAL RESEARCH PROGRAMS IN THE NEUROSCIENCES AND NEUROLOGICAL DISORDERS		PASS-THROUGH	UNIVERSITY OF MICHIGAN	SUBK00011888	202,728	
93.853	EXTRAMURAL RESEARCH PROGRAMS IN THE NEUROSCIENCES AND NEUROLOGICAL DISORDERS		PASS-THROUGH	UNIVERSITY OF MICHIGAN	SUBK10403CSPR-002:1	1,370	
93.853	EXTRAMURAL RESEARCH PROGRAMS IN THE NEUROSCIENCES AND NEUROLOGICAL DISORDERS		PASS-THROUGH	UNIVERSITY OF MICHIGAN	U01NS099046	58,339	
93.853	EXTRAMURAL RESEARCH PROGRAMS IN THE NEUROSCIENCES AND NEUROLOGICAL DISORDERS		PASS-THROUGH	UNIVERSITY OF MONTANA	PG16-64514-03	(16,607)	
93.853	EXTRAMURAL RESEARCH PROGRAMS IN THE NEUROSCIENCES AND NEUROLOGICAL DISORDERS		PASS-THROUGH	UNIVERSITY OF NEBRASKA AT KEARNEY	17-022-01	10,044	
93.853	EXTRAMURAL RESEARCH PROGRAMS IN THE NEUROSCIENCES AND NEUROLOGICAL DISORDERS		PASS-THROUGH	UNIVERSITY OF NORTH CAROLINA AT CHAPEL HILL	5108837	27,388	
93.853	EXTRAMURAL RESEARCH PROGRAMS IN THE NEUROSCIENCES AND NEUROLOGICAL DISORDERS		PASS-THROUGH	UNIVERSITY OF PENNSYLVANIA	572024	(29)	
93.853	EXTRAMURAL RESEARCH PROGRAMS IN THE NEUROSCIENCES AND NEUROLOGICAL DISORDERS		PASS-THROUGH	UNIVERSITY OF PENNSYLVANIA	578251	7,556	
93.853	EXTRAMURAL RESEARCH PROGRAMS IN THE NEUROSCIENCES AND NEUROLOGICAL DISORDERS		PASS-THROUGH	UNIVERSITY OF PENNSYLVANIA	578474	16,577	
93.853	EXTRAMURAL RESEARCH PROGRAMS IN THE NEUROSCIENCES AND NEUROLOGICAL DISORDERS		PASS-THROUGH	UNIVERSITY OF PENNSYLVANIA	579752	20,107	
93.853	EXTRAMURAL RESEARCH PROGRAMS IN THE NEUROSCIENCES AND NEUROLOGICAL DISORDERS		PASS-THROUGH	UNIVERSITY OF PENNSYLVANIA	SUB 579752(NS114140)	992	
93.853	EXTRAMURAL RESEARCH PROGRAMS IN THE NEUROSCIENCES AND NEUROLOGICAL DISORDERS		PASS-THROUGH	UNIVERSITY OF PITTSBURGH	CNVA00061536 (131230-1)	(839)	
93.853	EXTRAMURAL RESEARCH PROGRAMS IN THE NEUROSCIENCES AND NEUROLOGICAL DISORDERS		PASS-THROUGH	UNIVERSITY OF ROCHESTER	415680G	182	
93.853	EXTRAMURAL RESEARCH PROGRAMS IN THE NEUROSCIENCES AND NEUROLOGICAL DISORDERS		PASS-THROUGH	UNIVERSITY OF ROCHESTER	417388	341,168	
93.853	EXTRAMURAL RESEARCH PROGRAMS IN THE NEUROSCIENCES AND NEUROLOGICAL DISORDERS		PASS-THROUGH	UNIVERSITY OF ROCHESTER	417419:2	21,448	
93.853	EXTRAMURAL RESEARCH PROGRAMS IN THE NEUROSCIENCES AND NEUROLOGICAL DISORDERS		PASS-THROUGH	UNIVERSITY OF ROCHESTER	417610 / URFAO: GR510747: 2	47,755	
93.853	EXTRAMURAL RESEARCH PROGRAMS IN THE NEUROSCIENCES AND NEUROLOGICAL DISORDERS		PASS-THROUGH	UNIVERSITY OF SOUTHERN CALIFORNIA	131551238	51,705	
93.853	EXTRAMURAL RESEARCH PROGRAMS IN THE NEUROSCIENCES AND NEUROLOGICAL DISORDERS		PASS-THROUGH	UNIVERSITY OF SOUTHERN CALIFORNIA	132606203	37,091	
93.853	EXTRAMURAL RESEARCH PROGRAMS IN THE NEUROSCIENCES AND NEUROLOGICAL DISORDERS		PASS-THROUGH	UNIVERSITY OF SOUTHERN CALIFORNIA	84718050:11	995,422	

**University of California**  
**Schedule of Expenditures of Federal Awards**

*For the Fiscal Year Ended  
June 30, 2021  
(Expressed in whole dollars)*

**Research And Development Cluster**

Assistance Listing Number	Federal Program Title	Additional Award Identification	Direct / Pass-Through	Agency or Pass-Through Entity	Pass-Through No. or Other Identifier	Federal Expenditures	Passed-Through to Subrecipients
93.853	EXTRAMURAL RESEARCH PROGRAMS IN THE NEUROSCIENCES AND NEUROLOGICAL DISORDERS		PASS-THROUGH	UNIVERSITY OF SOUTHERN CALIFORNIA		(5,511)	
93.853	EXTRAMURAL RESEARCH PROGRAMS IN THE NEUROSCIENCES AND NEUROLOGICAL DISORDERS		PASS-THROUGH	UNIVERSITY OF TEXAS HEALTH SCIENCE CENTER AT HOUSTON	85744618	16,120	
93.853	EXTRAMURAL RESEARCH PROGRAMS IN THE NEUROSCIENCES AND NEUROLOGICAL DISORDERS		PASS-THROUGH	UNIVERSITY OF TEXAS HEALTH SCIENCE CENTER AT HOUSTON	0013748A-01	166,572	
93.853	EXTRAMURAL RESEARCH PROGRAMS IN THE NEUROSCIENCES AND NEUROLOGICAL DISORDERS		PASS-THROUGH	UNIVERSITY OF TEXAS HEALTH SCIENCE CENTER AT SAN ANTONIO	0014556G	104	
93.853	EXTRAMURAL RESEARCH PROGRAMS IN THE NEUROSCIENCES AND NEUROLOGICAL DISORDERS		PASS-THROUGH	UNIVERSITY OF TEXAS HEALTH SCIENCE CENTER AT SAN ANTONIO	164684/164682	15,498	
93.853	EXTRAMURAL RESEARCH PROGRAMS IN THE NEUROSCIENCES AND NEUROLOGICAL DISORDERS		PASS-THROUGH	UNIVERSITY OF TEXAS HEALTH SCIENCE CENTER AT SAN ANTONIO	166221/165999	60,876	
93.853	EXTRAMURAL RESEARCH PROGRAMS IN THE NEUROSCIENCES AND NEUROLOGICAL DISORDERS		PASS-THROUGH	UNIVERSITY OF TEXAS HEALTH SCIENCE CENTER AT SAN ANTONIO	168354/165382	54,665	
93.853	EXTRAMURAL RESEARCH PROGRAMS IN THE NEUROSCIENCES AND NEUROLOGICAL DISORDERS		PASS-THROUGH	UNIVERSITY OF TEXAS-AUSTIN	R01NS017950	139,915	
93.853	EXTRAMURAL RESEARCH PROGRAMS IN THE NEUROSCIENCES AND NEUROLOGICAL DISORDERS		PASS-THROUGH	UNIVERSITY OF TEXAS-AUSTIN	SUB UTA20-001072 ( NS116377 )	292,665	(198)
93.853	EXTRAMURAL RESEARCH PROGRAMS IN THE NEUROSCIENCES AND NEUROLOGICAL DISORDERS		PASS-THROUGH	UNIVERSITY OF TEXAS-SOUTHWESTERN MEDICAL CENTER AT DALLAS	UTA17-000609	92,023	
93.853	EXTRAMURAL RESEARCH PROGRAMS IN THE NEUROSCIENCES AND NEUROLOGICAL DISORDERS		PASS-THROUGH	UNIVERSITY OF VERMONT	012028	207,865	
93.853	EXTRAMURAL RESEARCH PROGRAMS IN THE NEUROSCIENCES AND NEUROLOGICAL DISORDERS		PASS-THROUGH	UNIVERSITY OF VIRGINIA	32808SUB52599	36,539	
93.853	EXTRAMURAL RESEARCH PROGRAMS IN THE NEUROSCIENCES AND NEUROLOGICAL DISORDERS		PASS-THROUGH	UNIVERSITY OF VIRGINIA	21NS106592	(13,410)	
93.853	EXTRAMURAL RESEARCH PROGRAMS IN THE NEUROSCIENCES AND NEUROLOGICAL DISORDERS		PASS-THROUGH	UNIVERSITY OF VIRGINIA	GB10094-147357	55	
93.853	EXTRAMURAL RESEARCH PROGRAMS IN THE NEUROSCIENCES AND NEUROLOGICAL DISORDERS		PASS-THROUGH	UNIVERSITY OF VIRGINIA	GB10094154461	178,933	
93.853	EXTRAMURAL RESEARCH PROGRAMS IN THE NEUROSCIENCES AND NEUROLOGICAL DISORDERS		PASS-THROUGH	UNIVERSITY OF WASHINGTON	GB10477.PO#2247114	37,030	
93.853	EXTRAMURAL RESEARCH PROGRAMS IN THE NEUROSCIENCES AND NEUROLOGICAL DISORDERS		PASS-THROUGH	UNIVERSITY OF WASHINGTON	SUB - UWSC12408 (NS108934)	319,021	
93.853	EXTRAMURAL RESEARCH PROGRAMS IN THE NEUROSCIENCES AND NEUROLOGICAL DISORDERS		PASS-THROUGH	UNIVERSITY OF WASHINGTON	UWSC10779	25,726	
93.853	EXTRAMURAL RESEARCH PROGRAMS IN THE NEUROSCIENCES AND NEUROLOGICAL DISORDERS		PASS-THROUGH	UNIVERSITY OF WASHINGTON	UWSC11120	33,651	
93.853	EXTRAMURAL RESEARCH PROGRAMS IN THE NEUROSCIENCES AND NEUROLOGICAL DISORDERS		PASS-THROUGH	UNIVERSITY OF WISCONSIN-MADISON	UWSC11911	81,475	
93.853	EXTRAMURAL RESEARCH PROGRAMS IN THE NEUROSCIENCES AND NEUROLOGICAL DISORDERS		PASS-THROUGH	UNIVERSITY OF WISCONSIN-MADISON	R01NS110719	98,913	
93.853	EXTRAMURAL RESEARCH PROGRAMS IN THE NEUROSCIENCES AND NEUROLOGICAL DISORDERS		PASS-THROUGH	UNIVERSITY OF WISCONSIN-MADISON	SUB 818K484 (NS103844)	129,718	
93.853	EXTRAMURAL RESEARCH PROGRAMS IN THE NEUROSCIENCES AND NEUROLOGICAL DISORDERS		PASS-THROUGH	UNIVERSITY OF WISCONSIN-MADISON	SUB 847K836 (NS109486)	24,652	
93.853	EXTRAMURAL RESEARCH PROGRAMS IN THE NEUROSCIENCES AND NEUROLOGICAL DISORDERS		PASS-THROUGH	VETERANS MEDICAL RESEARCH FOUNDATION OF SAN DIEGO	VPA 322738 SCHIEHSER (NS109852)	23,017	
93.853	EXTRAMURAL RESEARCH PROGRAMS IN THE NEUROSCIENCES AND NEUROLOGICAL DISORDERS		PASS-THROUGH	VETERANS MEDICAL RESEARCH FOUNDATION OF SAN DIEGO	VPA SHAHIDI, BAHAR 322777 (NS1)	48,050	
93.853	EXTRAMURAL RESEARCH PROGRAMS IN THE NEUROSCIENCES AND NEUROLOGICAL DISORDERS		PASS-THROUGH	YESHIVA UNIVERSITY	310699	(190)	
93.853	EXTRAMURAL RESEARCH PROGRAMS IN THE NEUROSCIENCES AND NEUROLOGICAL DISORDERS		PASS-THROUGH	BOSTON CHILDREN'S HOSPITAL	GENFD0001415915.9	(101)	
93.853	EXTRAMURAL RESEARCH PROGRAMS IN THE NEUROSCIENCES AND NEUROLOGICAL DISORDERS		PASS-THROUGH	BOSTON CHILDREN'S HOSPITAL	GENFD0001526755.6	1,615	
93.853	EXTRAMURAL RESEARCH PROGRAMS IN THE NEUROSCIENCES AND NEUROLOGICAL DISORDERS		PASS-THROUGH	BOSTON CHILDREN'S HOSPITAL	GENFD0001773962	57,896	
93.853	EXTRAMURAL RESEARCH PROGRAMS IN THE NEUROSCIENCES AND NEUROLOGICAL DISORDERS		PASS-THROUGH	BOSTON CHILDREN'S HOSPITAL	GENFD0001796894	33,894	
93.853	EXTRAMURAL RESEARCH PROGRAMS IN THE NEUROSCIENCES AND NEUROLOGICAL DISORDERS		PASS-THROUGH	LOUISIANA STATE UNIVERSITY SYSTEM	GENFD0001912241	69,867	
93.853	EXTRAMURAL RESEARCH PROGRAMS IN THE NEUROSCIENCES AND NEUROLOGICAL DISORDERS		PASS-THROUGH	LOUISIANA STATE UNIVERSITY SYSTEM	R01NS113955	75,670	
93.853	EXTRAMURAL RESEARCH PROGRAMS IN THE NEUROSCIENCES AND NEUROLOGICAL DISORDERS		PASS-THROUGH	NATIONAL INSTITUTE OF NEUROLOGICAL DISORDERS & STROKE	R21NS112788	102,689	
93.853	EXTRAMURAL RESEARCH PROGRAMS IN THE NEUROSCIENCES AND NEUROLOGICAL DISORDERS				9817SC.04	178,118,243	16,744,727
93.853	COVID-19 - EXTRAMURAL RESEARCH PROGRAMS IN THE NEUROSCIENCES AND NEUROLOGICAL DISORDERS	COVID-19	DIRECT	DEPARTMENT OF HEALTH AND HUMAN SERVICES (HHS)		589,952	
93.853	COVID-19 - EXTRAMURAL RESEARCH PROGRAMS IN THE NEUROSCIENCES AND NEUROLOGICAL DISORDERS	COVID-19	PASS-THROUGH	CEDARS-SINAI MEDICAL CENTER	VARIOUS	9,804	
					0001749379		

**University of California**  
**Schedule of Expenditures of Federal Awards**

*For the Fiscal Year Ended  
June 30, 2021  
(Expressed in whole dollars)*

**Research And Development Cluster**

Assistance Listing Number	Federal Program Title	Additional Award Identification	Direct / Pass-Through	Agency or Pass-Through Entity	Pass-Through No. or Other Identifier	Federal Expenditures	Passed-Through to Subrecipients
93.853	COVID-19 - EXTRAMURAL RESEARCH PROGRAMS IN THE NEUROSCIENCES AND NEUROLOGICAL DISORDERS Total					599,756	
93.854	BIOLOGICAL BASIS RESEARCH IN THE NEUROSCIENCES		DIRECT	DEPARTMENT OF HEALTH AND HUMAN SERVICES (HHS)		92,701	17,390
93.854	BIOLOGICAL BASIS RESEARCH IN THE NEUROSCIENCES		PASS-THROUGH	UNIVERSITY OF CINCINNATI	VARIOUS SUB 012765-135727 (NS110772)	4,249	
93.854	BIOLOGICAL BASIS RESEARCH IN THE NEUROSCIENCES		PASS-THROUGH	WINSANTOR INC	SUBAWARD NONE (NS120354)	53,717	
93.854	BIOLOGICAL BASIS RESEARCH IN THE NEUROSCIENCES Total					150,667	17,390
93.855	ALLERGY AND INFECTIOUS DISEASES RESEARCH		DIRECT	DEPARTMENT OF HEALTH AND HUMAN SERVICES (HHS)	VARIOUS	276,758,047	75,290,742
93.855	ALLERGY AND INFECTIOUS DISEASES RESEARCH		PASS-THROUGH	AMERICAN ONCOLOGIC HOSPITAL		162,961	
93.855	ALLERGY AND INFECTIOUS DISEASES RESEARCH		PASS-THROUGH	AMERICAN ONCOLOGIC HOSPITAL	SUB CORE B (AI102853)	342,403	
93.855	ALLERGY AND INFECTIOUS DISEASES RESEARCH		PASS-THROUGH	BAYLOR COLLEGE OF MEDICINE	(AI102853)	148,133	
93.855	ALLERGY AND INFECTIOUS DISEASES RESEARCH		PASS-THROUGH	BENAROYA RESEARCH INSTITUTE AT VIRGINIA MASON	7000000718	(277)	
93.855	ALLERGY AND INFECTIOUS DISEASES RESEARCH		PASS-THROUGH	BENAROYA RESEARCH INSTITUTE AT VIRGINIA MASON	FY141TN098	56,474	
93.855	ALLERGY AND INFECTIOUS DISEASES RESEARCH		PASS-THROUGH	BENAROYA RESEARCH INSTITUTE AT VIRGINIA MASON	FY16ITN207	3,291,921	
93.855	ALLERGY AND INFECTIOUS DISEASES RESEARCH		PASS-THROUGH	BENAROYA RESEARCH INSTITUTE AT VIRGINIA MASON	FY18ITN057	9,655	
93.855	ALLERGY AND INFECTIOUS DISEASES RESEARCH		PASS-THROUGH	BENAROYA RESEARCH INSTITUTE AT VIRGINIA MASON	FY18ITN203	1,774	
93.855	ALLERGY AND INFECTIOUS DISEASES RESEARCH		PASS-THROUGH	BENAROYA RESEARCH INSTITUTE AT VIRGINIA MASON	FY19ITN258	79,922	
93.855	ALLERGY AND INFECTIOUS DISEASES RESEARCH		PASS-THROUGH	BENAROYA RESEARCH INSTITUTE AT VIRGINIA MASON	FY19ITN332	43,302	
93.855	ALLERGY AND INFECTIOUS DISEASES RESEARCH		PASS-THROUGH	BENAROYA RESEARCH INSTITUTE AT VIRGINIA MASON	FY20ITN372	168,538	
93.855	ALLERGY AND INFECTIOUS DISEASES RESEARCH		PASS-THROUGH	BENAROYA RESEARCH INSTITUTE AT VIRGINIA MASON	FY20ITN373	54,152	
93.855	ALLERGY AND INFECTIOUS DISEASES RESEARCH		PASS-THROUGH	BENAROYA RESEARCH INSTITUTE AT VIRGINIA MASON	FY20ITN382	2,035,183	
93.855	ALLERGY AND INFECTIOUS DISEASES RESEARCH		PASS-THROUGH	BENAROYA RESEARCH INSTITUTE AT VIRGINIA MASON	FY21ITN429	3,494	
93.855	ALLERGY AND INFECTIOUS DISEASES RESEARCH		PASS-THROUGH	BOSTON UNIVERSITY	UM1A109565	26,867	
93.855	ALLERGY AND INFECTIOUS DISEASES RESEARCH		PASS-THROUGH	BOSTON UNIVERSITY	4500002399:002	40,426	
93.855	ALLERGY AND INFECTIOUS DISEASES RESEARCH		PASS-THROUGH	BOSTON UNIVERSITY	4500003416	46,542	
93.855	ALLERGY AND INFECTIOUS DISEASES RESEARCH		PASS-THROUGH	BOSTON UNIVERSITY	4500003527 SUB (4500003871) (AI151639)	15,006	
93.855	ALLERGY AND INFECTIOUS DISEASES RESEARCH		PASS-THROUGH	BRIGHTMAN AND WOMEN'S HOSPITAL	110008	(500)	
93.855	ALLERGY AND INFECTIOUS DISEASES RESEARCH		PASS-THROUGH	BRIGHTMAN AND WOMEN'S HOSPITAL	123506	144,670	
93.855	ALLERGY AND INFECTIOUS DISEASES RESEARCH		PASS-THROUGH	BRIGHTMAN AND WOMEN'S HOSPITAL	SUB 110206 (AI068636)	1,806	
93.855	ALLERGY AND INFECTIOUS DISEASES RESEARCH		PASS-THROUGH	BRIGHTMAN AND WOMEN'S HOSPITAL	SUB 119583(AI138801)	7,730	
93.855	ALLERGY AND INFECTIOUS DISEASES RESEARCH		PASS-THROUGH	BRIGHTMAN YOUNG UNIVERSITY	A15-0216-005	83,327	
93.855	ALLERGY AND INFECTIOUS DISEASES RESEARCH		PASS-THROUGH	CALIFORNIA INSTITUTE OF TECHNOLOGY	010936	64,093	
93.855	ALLERGY AND INFECTIOUS DISEASES RESEARCH		PASS-THROUGH	CALIFORNIA STATE UNIVERSITY, SAN FRANCISCO STATE UNIVERSITY	SUB S19-0017 (A1146719)	68,591	
93.855	ALLERGY AND INFECTIOUS DISEASES RESEARCH		PASS-THROUGH	CASE WESTERN RESERVE UNIVERSITY	RES512472	11,363	
93.855	ALLERGY AND INFECTIOUS DISEASES RESEARCH		PASS-THROUGH	CEDARS-SINAI MEDICAL CENTER	0001726627	13,626	
93.855	ALLERGY AND INFECTIOUS DISEASES RESEARCH		PASS-THROUGH	CEDARS-SINAI MEDICAL CENTER	SUB 0001522646 (AI127406)	79,509	
93.855	ALLERGY AND INFECTIOUS DISEASES RESEARCH		PASS-THROUGH	CEDARS-SINAI MEDICAL CENTER	SUB 0001602163 (AI141401)	181,853	
93.855	ALLERGY AND INFECTIOUS DISEASES RESEARCH		PASS-THROUGH	CEDARS-SINAI MEDICAL CENTER	SUB 0001604491 (AI134030)	47,376	
93.855	ALLERGY AND INFECTIOUS DISEASES RESEARCH		PASS-THROUGH	CHILDREN'S HOSPITAL LOS ANGELES	RGF010603-D	28,343	
93.855	ALLERGY AND INFECTIOUS DISEASES RESEARCH		PASS-THROUGH	CHILDREN'S HOSPITAL MEDICAL CENTER OF CINCINNATI	309135	(2,980)	
93.855	ALLERGY AND INFECTIOUS DISEASES RESEARCH		PASS-THROUGH	COLORADO STATE UNIVERSITY	G-14944-1	(52,734)	
93.855	ALLERGY AND INFECTIOUS DISEASES RESEARCH		PASS-THROUGH	COLUMBIA UNIVERSITY	2(GG011896-65)	5,660	
93.855	ALLERGY AND INFECTIOUS DISEASES RESEARCH		PASS-THROUGH	COLUMBIA UNIVERSITY	22(GG011896-49)	17,406	
93.855	ALLERGY AND INFECTIOUS DISEASES RESEARCH		PASS-THROUGH	COLUMBIA UNIVERSITY	U54AI138370	237,932	
93.855	ALLERGY AND INFECTIOUS DISEASES RESEARCH		PASS-THROUGH	CORNELL UNIVERSITY	212094	244,897	
93.855	ALLERGY AND INFECTIOUS DISEASES RESEARCH		PASS-THROUGH	CORNELL UNIVERSITY	212095-04	222,503	
93.855	ALLERGY AND INFECTIOUS DISEASES RESEARCH		PASS-THROUGH	CORNELL UNIVERSITY	P01AI129859	152,382	
93.855	ALLERGY AND INFECTIOUS DISEASES RESEARCH		PASS-THROUGH	CROSSLIFE TECHNOLOGIES INC.	SUB 20184957 (AI124779)	11,044	
93.855	ALLERGY AND INFECTIOUS DISEASES RESEARCH		PASS-THROUGH	DANA-FARBER CANCER INSTITUTE	R01AI134494	392,781	
93.855	ALLERGY AND INFECTIOUS DISEASES RESEARCH		PASS-THROUGH	DARTMOUTH COLLEGE	009256	45,945	
93.855	ALLERGY AND INFECTIOUS DISEASES RESEARCH		PASS-THROUGH	DARTMOUTH COLLEGE	009399	176,348	
93.855	ALLERGY AND INFECTIOUS DISEASES RESEARCH		PASS-THROUGH	DARTMOUTH COLLEGE	R1263	75,511	
93.855	ALLERGY AND INFECTIOUS DISEASES RESEARCH		PASS-THROUGH	DUKE UNIVERSITY	157805	190,032	
93.855	ALLERGY AND INFECTIOUS DISEASES RESEARCH		PASS-THROUGH	DUKE UNIVERSITY	20164584	8,170	
93.855	ALLERGY AND INFECTIOUS DISEASES RESEARCH		PASS-THROUGH	DUKE UNIVERSITY	203 8792	(4,820)	
93.855	ALLERGY AND INFECTIOUS DISEASES RESEARCH		PASS-THROUGH	DUKE UNIVERSITY	2032191	(59,540)	

**University of California**  
**Schedule of Expenditures of Federal Awards**

*For the Fiscal Year Ended  
June 30, 2021  
(Expressed in whole dollars)*

**Research And Development Cluster**

Assistance Listing Number	Federal Program Title	Additional Award Identification	Direct / Pass-Through	Agency or Pass-Through Entity	Pass-Through No. or Other Identifier	Federal Expenditures	Passed-Through to Subrecipients
93.855	ALLERGY AND INFECTIOUS DISEASES RESEARCH		PASS-THROUGH	DUKE UNIVERSITY	2037021	(111)	
93.855	ALLERGY AND INFECTIOUS DISEASES RESEARCH		PASS-THROUGH	DUKE UNIVERSITY	203-7859:1	(136,053)	
93.855	ALLERGY AND INFECTIOUS DISEASES RESEARCH		PASS-THROUGH	DUKE UNIVERSITY	225440	1,889	
93.855	ALLERGY AND INFECTIOUS DISEASES RESEARCH		PASS-THROUGH	DUKE UNIVERSITY	A031636	151,304	
93.855	ALLERGY AND INFECTIOUS DISEASES RESEARCH		PASS-THROUGH	DUKE UNIVERSITY	A032374	104,604	
93.855	ALLERGY AND INFECTIOUS DISEASES RESEARCH		PASS-THROUGH	DUKE UNIVERSITY	A032963	88,568	
93.855	ALLERGY AND INFECTIOUS DISEASES RESEARCH		PASS-THROUGH	DUKE UNIVERSITY	A032972	74,725	
93.855	ALLERGY AND INFECTIOUS DISEASES RESEARCH		PASS-THROUGH	DUKE UNIVERSITY	A032986	94,492	
93.855	ALLERGY AND INFECTIOUS DISEASES RESEARCH		PASS-THROUGH	DUKE UNIVERSITY	A039085	26	
93.855	ALLERGY AND INFECTIOUS DISEASES RESEARCH		PASS-THROUGH	DUKE UNIVERSITY	P01AI117915	215,721	
93.855	ALLERGY AND INFECTIOUS DISEASES RESEARCH		PASS-THROUGH	DUKE UNIVERSITY	SUB A033009 (AI104681)	12,832	
93.855	ALLERGY AND INFECTIOUS DISEASES RESEARCH		PASS-THROUGH	ELECTRONUCLEICS INC.	20182590	(620)	
93.855	ALLERGY AND INFECTIOUS DISEASES RESEARCH		PASS-THROUGH	EMMUNE, INC.	A21-2017	251,926	
93.855	ALLERGY AND INFECTIOUS DISEASES RESEARCH		PASS-THROUGH	EMORY UNIVERSITY	2 U19 110483-06	31,977	
93.855	ALLERGY AND INFECTIOUS DISEASES RESEARCH		PASS-THROUGH	EMORY UNIVERSITY	A042615	612,255	
93.855	ALLERGY AND INFECTIOUS DISEASES RESEARCH		PASS-THROUGH	EMORY UNIVERSITY	A115274	33,514	
93.855	ALLERGY AND INFECTIOUS DISEASES RESEARCH		PASS-THROUGH	EMORY UNIVERSITY	A160079	75,674	
93.855	ALLERGY AND INFECTIOUS DISEASES RESEARCH		PASS-THROUGH	EMORY UNIVERSITY	A160118	48,842	
93.855	ALLERGY AND INFECTIOUS DISEASES RESEARCH		PASS-THROUGH	EMORY UNIVERSITY	A231427	7,669	
93.855	ALLERGY AND INFECTIOUS DISEASES RESEARCH		PASS-THROUGH	EMORY UNIVERSITY	A239269	1,425	
93.855	ALLERGY AND INFECTIOUS DISEASES RESEARCH		PASS-THROUGH	EMORY UNIVERSITY	A265442	780	
93.855	ALLERGY AND INFECTIOUS DISEASES RESEARCH		PASS-THROUGH	EMORY UNIVERSITY	A310207	19,399	
93.855	ALLERGY AND INFECTIOUS DISEASES RESEARCH		PASS-THROUGH	EMORY UNIVERSITY	A327011	74,293	
93.855	ALLERGY AND INFECTIOUS DISEASES RESEARCH		PASS-THROUGH	EMORY UNIVERSITY	A330906	11,679	
93.855	ALLERGY AND INFECTIOUS DISEASES RESEARCH		PASS-THROUGH	EMORY UNIVERSITY	A359871	160,381	
93.855	ALLERGY AND INFECTIOUS DISEASES RESEARCH		PASS-THROUGH	EMORY UNIVERSITY	DEEK-D7660	58,815	
93.855	ALLERGY AND INFECTIOUS DISEASES RESEARCH		PASS-THROUGH	EMORY UNIVERSITY	R21AI138079	(14,261)	
93.855	ALLERGY AND INFECTIOUS DISEASES RESEARCH		PASS-THROUGH	EMORY UNIVERSITY	SUB A015972 (AI090023)	46,239	
93.855	ALLERGY AND INFECTIOUS DISEASES RESEARCH		PASS-THROUGH	EMORY UNIVERSITY	SUB A358053 (AI090023)	157,722	
93.855	ALLERGY AND INFECTIOUS DISEASES RESEARCH		PASS-THROUGH	EMORY UNIVERSITY	SUB A368191 (AI110483)	1,644	
93.855	ALLERGY AND INFECTIOUS DISEASES RESEARCH		PASS-THROUGH	FEDERAL UNIVERSITY OF BAHIA	20200500	43,525	
93.855	ALLERGY AND INFECTIOUS DISEASES RESEARCH		PASS-THROUGH	FHI 360	010760	98	
93.855	ALLERGY AND INFECTIOUS DISEASES RESEARCH		PASS-THROUGH	FHI 360	865/0080.0020:21	10,987	
93.855	ALLERGY AND INFECTIOUS DISEASES RESEARCH		PASS-THROUGH	FHI 360	953/0080.0142:11	11,717	
93.855	ALLERGY AND INFECTIOUS DISEASES RESEARCH		PASS-THROUGH	FHI 360	HPTN 084-01	4,631	2,781
93.855	ALLERGY AND INFECTIOUS DISEASES RESEARCH		PASS-THROUGH	FHI 360	P018002627	35	
93.855	ALLERGY AND INFECTIOUS DISEASES RESEARCH		PASS-THROUGH	FHI 360	PO15002977:11	193,643	
93.855	ALLERGY AND INFECTIOUS DISEASES RESEARCH		PASS-THROUGH	FHI 360	PO15004412:11	1,491	
93.855	ALLERGY AND INFECTIOUS DISEASES RESEARCH		PASS-THROUGH	FHI 360	PO15004413	81,659	81,659
93.855	ALLERGY AND INFECTIOUS DISEASES RESEARCH		PASS-THROUGH	FHI 360	PO17001851:07	791,497	505,220
93.855	ALLERGY AND INFECTIOUS DISEASES RESEARCH		PASS-THROUGH	FHI 360	PO19002630	1,355	844
93.855	ALLERGY AND INFECTIOUS DISEASES RESEARCH		PASS-THROUGH	FHI 360	PO20002145:1	176,339	68,299
93.855	ALLERGY AND INFECTIOUS DISEASES RESEARCH		PASS-THROUGH	FHI 360	PO20002150:1	39,483	
93.855	ALLERGY AND INFECTIOUS DISEASES RESEARCH		PASS-THROUGH	FHI 360	PO20002577	488,054	
93.855	ALLERGY AND INFECTIOUS DISEASES RESEARCH		PASS-THROUGH	FHI 360	PO20002746	1,209,646	
93.855	ALLERGY AND INFECTIOUS DISEASES RESEARCH		PASS-THROUGH	FHI 360	PO20003265:1	13,717	
93.855	ALLERGY AND INFECTIOUS DISEASES RESEARCH		PASS-THROUGH	FHI 360	PO21000095	78,889	
93.855	ALLERGY AND INFECTIOUS DISEASES RESEARCH		PASS-THROUGH	FHI 360	PO21000533	1,721	
93.855	ALLERGY AND INFECTIOUS DISEASES RESEARCH		PASS-THROUGH	FHI 360	PO21000535	6,836	
93.855	ALLERGY AND INFECTIOUS DISEASES RESEARCH		PASS-THROUGH	FHI 360	PO21000537	19,395	
93.855	ALLERGY AND INFECTIOUS DISEASES RESEARCH		PASS-THROUGH	FHI 360	SUB HPTN-MGA-REGUC-1 (AI068619)	137,532	137,532
93.855	ALLERGY AND INFECTIOUS DISEASES RESEARCH		PASS-THROUGH	FHI 360	SUB PO2121000538 (AI068619)	6,676	
93.855	ALLERGY AND INFECTIOUS DISEASES RESEARCH		PASS-THROUGH	FRED HUTCHINSON CANCER RESEARCH CENTER	0000849597	188	
93.855	ALLERGY AND INFECTIOUS DISEASES RESEARCH		PASS-THROUGH	FRED HUTCHINSON CANCER RESEARCH CENTER	0001025404	(245)	



**University of California**  
**Schedule of Expenditures of Federal Awards**

*For the Fiscal Year Ended  
June 30, 2021  
(Expressed in whole dollars)*

**Research And Development Cluster**

Assistance Listing Number	Federal Program Title	Additional Award Identification	Direct / Pass-Through	Agency or Pass-Through Entity	Pass-Through No. or Other Identifier	Federal Expenditures	Passed-Through to Subrecipients
93.855	ALLERGY AND INFECTIOUS DISEASES RESEARCH		PASS-THROUGH	GEORGE WASHINGTON UNIVERSITY	GWU 20-M18	62,080	
93.855	ALLERGY AND INFECTIOUS DISEASES RESEARCH		PASS-THROUGH	GEORGETOWN UNIVERSITY	SUB 411316_GR411240-UCSD AWD-7	39,003	
93.855	ALLERGY AND INFECTIOUS DISEASES RESEARCH		PASS-THROUGH	GLADSTONE INSTITUTES	R2462-A	57,182	
93.855	ALLERGY AND INFECTIOUS DISEASES RESEARCH		PASS-THROUGH	GLADSTONE INSTITUTES	R2491-A	64,859	
93.855	ALLERGY AND INFECTIOUS DISEASES RESEARCH		PASS-THROUGH	HARVARD PILGRIM HEALTH CARE	U01AI153005/AH763	70,950	
93.855	ALLERGY AND INFECTIOUS DISEASES RESEARCH		PASS-THROUGH	HARVARD UNIVERSITY	114722-5114089	2,603	
93.855	ALLERGY AND INFECTIOUS DISEASES RESEARCH		PASS-THROUGH	HARVARD UNIVERSITY	232560.1	50,566	
93.855	ALLERGY AND INFECTIOUS DISEASES RESEARCH		PASS-THROUGH	HARVARD UNIVERSITY	SUB 114487-5113939 (AI051164)	15,358	
93.855	ALLERGY AND INFECTIOUS DISEASES RESEARCH		PASS-THROUGH	HELUNA HEALTH	A122745	253,006	
93.855	ALLERGY AND INFECTIOUS DISEASES RESEARCH		PASS-THROUGH	HELUNA HEALTH	SFCTU-D8013	537,356	
93.855	ALLERGY AND INFECTIOUS DISEASES RESEARCH		PASS-THROUGH	HENRY FORD HEALTH SYSTEM	A135693	266,919	
93.855	ALLERGY AND INFECTIOUS DISEASES RESEARCH		PASS-THROUGH	ICAHN SCHOOL OF MEDICINE AT MOUNT SINAI	0254-3245-4609	(1,649)	
93.855	ALLERGY AND INFECTIOUS DISEASES RESEARCH		PASS-THROUGH	ICAHN SCHOOL OF MEDICINE AT MOUNT SINAI	0255-1366-4609	(702)	
93.855	ALLERGY AND INFECTIOUS DISEASES RESEARCH		PASS-THROUGH	ICAHN SCHOOL OF MEDICINE AT MOUNT SINAI	025578414609	9,020	
93.855	ALLERGY AND INFECTIOUS DISEASES RESEARCH		PASS-THROUGH	ICAHN SCHOOL OF MEDICINE AT MOUNT SINAI	0255-8689-4609	14,969	
93.855	ALLERGY AND INFECTIOUS DISEASES RESEARCH		PASS-THROUGH	ICAHN SCHOOL OF MEDICINE AT MOUNT SINAI	0255-B001-4609	220,738	
93.855	ALLERGY AND INFECTIOUS DISEASES RESEARCH		PASS-THROUGH	ICAHN SCHOOL OF MEDICINE AT MOUNT SINAI	0255-B001-4609-7	25,202	
93.855	ALLERGY AND INFECTIOUS DISEASES RESEARCH		PASS-THROUGH	ICAHN SCHOOL OF MEDICINE AT MOUNT SINAI	0255-B011-4609	(471)	
93.855	ALLERGY AND INFECTIOUS DISEASES RESEARCH		PASS-THROUGH	ICAHN SCHOOL OF MEDICINE AT MOUNT SINAI	0255-B012-4609	748,013	
93.855	ALLERGY AND INFECTIOUS DISEASES RESEARCH		PASS-THROUGH	ICAHN SCHOOL OF MEDICINE AT MOUNT SINAI	0255-B013-4609	190,555	
93.855	ALLERGY AND INFECTIOUS DISEASES RESEARCH		PASS-THROUGH	ICAHN SCHOOL OF MEDICINE AT MOUNT SINAI	0255-C147-4609	256,357	
93.855	ALLERGY AND INFECTIOUS DISEASES RESEARCH		PASS-THROUGH	ICAHN SCHOOL OF MEDICINE AT MOUNT SINAI	0255-C147-4609 (ADMIN CORE)	12,745	
93.855	ALLERGY AND INFECTIOUS DISEASES RESEARCH		PASS-THROUGH	ICAHN SCHOOL OF MEDICINE AT MOUNT SINAI	E0255-8689-4609	(2,988)	
93.855	ALLERGY AND INFECTIOUS DISEASES RESEARCH		PASS-THROUGH	ICAHN SCHOOL OF MEDICINE AT MOUNT SINAI	EOIS-C1507	(386)	
93.855	ALLERGY AND INFECTIOUS DISEASES RESEARCH		PASS-THROUGH	ICAHN SCHOOL OF MEDICINE AT MOUNT SINAI	ICAHN E1015	(1,153)	
93.855	ALLERGY AND INFECTIOUS DISEASES RESEARCH		PASS-THROUGH	ICAHN SCHOOL OF MEDICINE AT MOUNT SINAI	S025586EVA	98,132	
93.855	ALLERGY AND INFECTIOUS DISEASES RESEARCH		PASS-THROUGH	ICAHN SCHOOL OF MEDICINE AT MOUNT SINAI	SUB 0255-A133-4609 (AI135972)	168,940	
93.855	ALLERGY AND INFECTIOUS DISEASES RESEARCH		PASS-THROUGH	ICAHN SCHOOL OF MEDICINE AT MOUNT SINAI	SUB 0255-A133-4609(AI135972)	139,831	
93.855	ALLERGY AND INFECTIOUS DISEASES RESEARCH		PASS-THROUGH	IMMUNE DEFICIENCY FOUNDATION	2U24AI086037-06	(53)	
93.855	ALLERGY AND INFECTIOUS DISEASES RESEARCH		PASS-THROUGH	INDIANA UNIVERSITY	009351	6,934	
93.855	ALLERGY AND INFECTIOUS DISEASES RESEARCH		PASS-THROUGH	INDIANA UNIVERSITY	8172 UCSF B	86,523	
93.855	ALLERGY AND INFECTIOUS DISEASES RESEARCH		PASS-THROUGH	INDIANA UNIVERSITY	8295 UCSF A	298,145	
93.855	ALLERGY AND INFECTIOUS DISEASES RESEARCH		PASS-THROUGH	INDIANA UNIVERSITY	IN4688918	(9,159)	
93.855	ALLERGY AND INFECTIOUS DISEASES RESEARCH		PASS-THROUGH	INDIANA UNIVERSITY	IN4688918UCR	14,438	
93.855	ALLERGY AND INFECTIOUS DISEASES RESEARCH		PASS-THROUGH	INSTITUT PASTEUR	5R01AI129822-SBA-CB	18,193	
93.855	ALLERGY AND INFECTIOUS DISEASES RESEARCH		PASS-THROUGH	INTEGRATED BIOTHERAPEUTICS, INC	R56TOXVAX-UCSF-Y1	(27)	
93.855	ALLERGY AND INFECTIOUS DISEASES RESEARCH		PASS-THROUGH	IOWA STATE UNIVERSITY	430-40-016A.3	190,588	
93.855	ALLERGY AND INFECTIOUS DISEASES RESEARCH		PASS-THROUGH	JOHNS HOPKINS UNIVERSITY	2 UM1 AI068632-15	36,357	
93.855	ALLERGY AND INFECTIOUS DISEASES RESEARCH		PASS-THROUGH	JOHNS HOPKINS UNIVERSITY	2002292916	14,065	
93.855	ALLERGY AND INFECTIOUS DISEASES RESEARCH		PASS-THROUGH	JOHNS HOPKINS UNIVERSITY	2002292921	18,149	
93.855	ALLERGY AND INFECTIOUS DISEASES RESEARCH		PASS-THROUGH	JOHNS HOPKINS UNIVERSITY	2002292925	1,684	
93.855	ALLERGY AND INFECTIOUS DISEASES RESEARCH		PASS-THROUGH	JOHNS HOPKINS UNIVERSITY	2002320204	4,187	
93.855	ALLERGY AND INFECTIOUS DISEASES RESEARCH		PASS-THROUGH	JOHNS HOPKINS UNIVERSITY	2002425863	(518)	
93.855	ALLERGY AND INFECTIOUS DISEASES RESEARCH		PASS-THROUGH	JOHNS HOPKINS UNIVERSITY	2003036375	79,067	
93.855	ALLERGY AND INFECTIOUS DISEASES RESEARCH		PASS-THROUGH	JOHNS HOPKINS UNIVERSITY	2003119183:04	307,583	
93.855	ALLERGY AND INFECTIOUS DISEASES RESEARCH		PASS-THROUGH	JOHNS HOPKINS UNIVERSITY	2003124717	86,963	
93.855	ALLERGY AND INFECTIOUS DISEASES RESEARCH		PASS-THROUGH	JOHNS HOPKINS UNIVERSITY	2003151007	682	
93.855	ALLERGY AND INFECTIOUS DISEASES RESEARCH		PASS-THROUGH	JOHNS HOPKINS UNIVERSITY	2003229857:2	53,818	
93.855	ALLERGY AND INFECTIOUS DISEASES RESEARCH		PASS-THROUGH	JOHNS HOPKINS UNIVERSITY	2003649365:1	218	
93.855	ALLERGY AND INFECTIOUS DISEASES RESEARCH		PASS-THROUGH	JOHNS HOPKINS UNIVERSITY	2003738316:02	25,599	
93.855	ALLERGY AND INFECTIOUS DISEASES RESEARCH		PASS-THROUGH	JOHNS HOPKINS UNIVERSITY	2003749533:01	10,585	
93.855	ALLERGY AND INFECTIOUS DISEASES RESEARCH		PASS-THROUGH	JOHNS HOPKINS UNIVERSITY	2003821277	8,778	
93.855	ALLERGY AND INFECTIOUS DISEASES RESEARCH		PASS-THROUGH	JOHNS HOPKINS UNIVERSITY	2003913133	(4,202)	
93.855	ALLERGY AND INFECTIOUS DISEASES RESEARCH		PASS-THROUGH	JOHNS HOPKINS UNIVERSITY	20141864:8	71,397	

**University of California**  
**Schedule of Expenditures of Federal Awards**

*For the Fiscal Year Ended  
June 30, 2021  
(Expressed in whole dollars)*

**Research And Development Cluster**

Assistance Listing Number	Federal Program Title	Additional Award Identification	Direct / Pass-Through	Agency or Pass-Through Entity	Pass-Through No. or Other Identifier	Federal Expenditures	Passed-Through to Subrecipients
93.855	ALLERGY AND INFECTIOUS DISEASES RESEARCH		PASS-THROUGH	JOHNS HOPKINS UNIVERSITY	2015-138389	4,443	
93.855	ALLERGY AND INFECTIOUS DISEASES RESEARCH		PASS-THROUGH	JOHNS HOPKINS UNIVERSITY		195	
93.855	ALLERGY AND INFECTIOUS DISEASES RESEARCH		PASS-THROUGH	JOHNS HOPKINS UNIVERSITY	JHO 31	29,294	
93.855	ALLERGY AND INFECTIOUS DISEASES RESEARCH		PASS-THROUGH	JOHNS HOPKINS UNIVERSITY	LDR 40	35,105	
93.855	ALLERGY AND INFECTIOUS DISEASES RESEARCH		PASS-THROUGH	JOHNS HOPKINS UNIVERSITY	LDR 52	4,908	
93.855	ALLERGY AND INFECTIOUS DISEASES RESEARCH		PASS-THROUGH	JOHNS HOPKINS UNIVERSITY	LDR-56		
93.855	ALLERGY AND INFECTIOUS DISEASES RESEARCH		PASS-THROUGH	JOHNS HOPKINS UNIVERSITY	SUB 2002813349 (AI068632)	44,071	
93.855	ALLERGY AND INFECTIOUS DISEASES RESEARCH		PASS-THROUGH	JOHNS HOPKINS UNIVERSITY	SUB 200283349 (AI068632)	105	
93.855	ALLERGY AND INFECTIOUS DISEASES RESEARCH		PASS-THROUGH	JOHNS HOPKINS UNIVERSITY	SUB 200303655(AI069918)	90,463	
93.855	ALLERGY AND INFECTIOUS DISEASES RESEARCH		PASS-THROUGH	JOHNS HOPKINS UNIVERSITY	SUB 2003749517 (AI068632)	19,947	
93.855	ALLERGY AND INFECTIOUS DISEASES RESEARCH		PASS-THROUGH	JOHNS HOPKINS UNIVERSITY	SUB 2003989285 (AI068632)	23,698	
93.855	ALLERGY AND INFECTIOUS DISEASES RESEARCH		PASS-THROUGH	JOHNS HOPKINS UNIVERSITY	SUB 2004117651 (AI134591)	5,198	
93.855	ALLERGY AND INFECTIOUS DISEASES RESEARCH		PASS-THROUGH	JOHNS HOPKINS UNIVERSITY	SUB 2004266092 (AI138897)	8,747	
93.855	ALLERGY AND INFECTIOUS DISEASES RESEARCH		PASS-THROUGH	JOHNS HOPKINS UNIVERSITY	SUB 2004427524 (AI145555)	17,236	
93.855	ALLERGY AND INFECTIOUS DISEASES RESEARCH		PASS-THROUGH	JOHNS HOPKINS UNIVERSITY	SUB 2004673186 (AI068632)	307,433	
93.855	ALLERGY AND INFECTIOUS DISEASES RESEARCH		PASS-THROUGH	JOHNS HOPKINS UNIVERSITY	SUB AI068632	74,105	
93.855	ALLERGY AND INFECTIOUS DISEASES RESEARCH		PASS-THROUGH	JOHNS HOPKINS UNIVERSITY	SUB TASK LDR03 (AI068632)	19,841	
93.855	ALLERGY AND INFECTIOUS DISEASES RESEARCH		PASS-THROUGH	JOHNS HOPKINS UNIVERSITY	UM1AI068632	48,828	
93.855	ALLERGY AND INFECTIOUS DISEASES RESEARCH		PASS-THROUGH	LA JOLLA INSTITUTE FOR IMMUNOLOGY	20025-03-381	23,053	
93.855	ALLERGY AND INFECTIOUS DISEASES RESEARCH		PASS-THROUGH	LA JOLLA INSTITUTE FOR IMMUNOLOGY	27909-01-175-408	259,807	
93.855	ALLERGY AND INFECTIOUS DISEASES RESEARCH		PASS-THROUGH	LA JOLLA INSTITUTE FOR IMMUNOLOGY	SUB 20010-01-144-384 (AI15075)	44,998	
93.855	ALLERGY AND INFECTIOUS DISEASES RESEARCH		PASS-THROUGH	LA JOLLA INSTITUTE FOR IMMUNOLOGY	SUB 20080-01-144-382 (AI145...)	156,980	
93.855	ALLERGY AND INFECTIOUS DISEASES RESEARCH		PASS-THROUGH	LA JOLLA INSTITUTE FOR IMMUNOLOGY	SUB 27318-44-384 (AI135731)	14,219	
93.855	ALLERGY AND INFECTIOUS DISEASES RESEARCH		PASS-THROUGH	LA JOLLA INSTITUTE FOR IMMUNOLOGY	SUB 27429-01-116-382 (AI142742)	22,696	
93.855	ALLERGY AND INFECTIOUS DISEASES RESEARCH		PASS-THROUGH	LA JOLLA INSTITUTE FOR IMMUNOLOGY	SUB 27429-01-144-382 (AI42742)	16,415	
93.855	ALLERGY AND INFECTIOUS DISEASES RESEARCH		PASS-THROUGH	LA JOLLA INSTITUTE FOR IMMUNOLOGY	SUB 27429-02-150-382 (AI142742)	29,366	
93.855	ALLERGY AND INFECTIOUS DISEASES RESEARCH		PASS-THROUGH	LAWRENCE LIVERMORE NATIONAL SECURITY, LLC	B638089	429,090	
93.855	ALLERGY AND INFECTIOUS DISEASES RESEARCH		PASS-THROUGH	LAWRENCE LIVERMORE NATIONAL SECURITY, LLC	MASTER AGREEMENT B623353	81,222	
93.855	ALLERGY AND INFECTIOUS DISEASES RESEARCH		PASS-THROUGH	LIGNAMED, LLC	A20-0733	811,560	
93.855	ALLERGY AND INFECTIOUS DISEASES RESEARCH		PASS-THROUGH	LUCIRA HEALTH, INC.	R44AI114068	(22,592)	
93.855	ALLERGY AND INFECTIOUS DISEASES RESEARCH		PASS-THROUGH	LUCIRA HEALTH, INC.	R44AI129031-SA1	160,968	
93.855	ALLERGY AND INFECTIOUS DISEASES RESEARCH		PASS-THROUGH	LUCIRA HEALTH, INC.	R44AI152737-SA1	232,489	
93.855	ALLERGY AND INFECTIOUS DISEASES RESEARCH		PASS-THROUGH	LUNDQUIST INSTITUTE FOR BIOMEDICAL INNOVATION AT HARBOR-UCLA	30284-UCLA:1	15,586	
93.855	ALLERGY AND INFECTIOUS DISEASES RESEARCH		PASS-THROUGH	LUNDQUIST INSTITUTE FOR BIOMEDICAL INNOVATION AT HARBOR-UCLA	30685-UCLA:4	437,007	
93.855	ALLERGY AND INFECTIOUS DISEASES RESEARCH		PASS-THROUGH	MAGEE-WOMENS HOSPITAL, RESEARCH INSTITUTE AND FOUNDATION	9529	93,487	
93.855	ALLERGY AND INFECTIOUS DISEASES RESEARCH		PASS-THROUGH	MASSACHUSETTS GENERAL HOSPITAL	227111	(52)	
93.855	ALLERGY AND INFECTIOUS DISEASES RESEARCH		PASS-THROUGH	MASSACHUSETTS GENERAL HOSPITAL	232788	27,709	
93.855	ALLERGY AND INFECTIOUS DISEASES RESEARCH		PASS-THROUGH	MASSACHUSETTS GENERAL HOSPITAL	233345	32,810	
93.855	ALLERGY AND INFECTIOUS DISEASES RESEARCH		PASS-THROUGH	MICHIGAN STATE UNIVERSITY	234351	7,782	
93.855	ALLERGY AND INFECTIOUS DISEASES RESEARCH		PASS-THROUGH	MONTANA STATE UNIVERSITY	SUB RC110226UC (AI145925)	154,408	
93.855	ALLERGY AND INFECTIOUS DISEASES RESEARCH		PASS-THROUGH	MOUNT SINAI HEALTH SYSTEM, INC.	SUB G221-20-W7868 (AI147441)	11,075	
93.855	ALLERGY AND INFECTIOUS DISEASES RESEARCH		PASS-THROUGH	NATIONAL JEWISH HEALTH	MSMC 0255-B011-4609	(120)	
93.855	ALLERGY AND INFECTIOUS DISEASES RESEARCH		PASS-THROUGH	NATIONAL JEWISH HEALTH	20124101 (AI151958)	272,000	
93.855	ALLERGY AND INFECTIOUS DISEASES RESEARCH		PASS-THROUGH	NATIONAL JEWISH HEALTH	SUB 20098105 ADMIN CORE (AI117)	193,332	
93.855	ALLERGY AND INFECTIOUS DISEASES RESEARCH		PASS-THROUGH	NATIONAL JEWISH HEALTH	SUB 20098204 (AI117673)	2,184	
93.855	ALLERGY AND INFECTIOUS DISEASES RESEARCH		PASS-THROUGH	NATIONAL JEWISH HEALTH	SUB 2020096801 (AI117673)	80,169	
93.855	ALLERGY AND INFECTIOUS DISEASES RESEARCH		PASS-THROUGH	NEW YORK BLOOD CENTER, INC.	MOP-NIH685	13,146	
93.855	ALLERGY AND INFECTIOUS DISEASES RESEARCH		PASS-THROUGH	NEW YORK UNIVERSITY	18-AO-00-1000450-01:2	24,409	
93.855	ALLERGY AND INFECTIOUS DISEASES RESEARCH		PASS-THROUGH	NEW YORK UNIVERSITY	F0328-27 S	14,327	
93.855	ALLERGY AND INFECTIOUS DISEASES RESEARCH		PASS-THROUGH	NORTH CAROLINA STATE UNIVERSITY	R01AL139085	18,593	
93.855	ALLERGY AND INFECTIOUS DISEASES RESEARCH		PASS-THROUGH	NORTHERN ARIZONA UNIVERSITY	1004095-01	57,113	
93.855	ALLERGY AND INFECTIOUS DISEASES RESEARCH		PASS-THROUGH	NORTHERN ARIZONA UNIVERSITY	1004356	88,807	
93.855	ALLERGY AND INFECTIOUS DISEASES RESEARCH		PASS-THROUGH	NORTHROP GRUMMAN SYSTEMS CORPORATION	7500157108	378,358	
93.855	ALLERGY AND INFECTIOUS DISEASES RESEARCH		PASS-THROUGH	NORTHWESTERN UNIVERSITY	60049111 UCLA:A01	181,818	
93.855	ALLERGY AND INFECTIOUS DISEASES RESEARCH		PASS-THROUGH	NORTHWESTERN UNIVERSITY	60056418 UCSF	82,863	

**University of California**  
**Schedule of Expenditures of Federal Awards**

*For the Fiscal Year Ended*  
*June 30, 2021*  
*(Expressed in whole dollars)*

**Research And Development Cluster**

Assistance Listing Number	Federal Program Title	Additional Award Identification	Direct / Pass-Through	Agency or Pass-Through Entity	Pass-Through No. or Other Identifier	Federal Expenditures	Passed-Through to Subrecipients
93.855	ALLERGY AND INFECTIOUS DISEASES RESEARCH		PASS-THROUGH	NOVOBIOTIC PHARMACEUTICALS, LLC	5R44AI136137	2,023	
93.855	ALLERGY AND INFECTIOUS DISEASES RESEARCH		PASS-THROUGH	NYU LANGONE HEALTH SYSTEM	20-00-00-1003829	194,062	
93.855	ALLERGY AND INFECTIOUS DISEASES RESEARCH		PASS-THROUGH	OAK CREST INSTITUTE OF SCIENCE	S14-164UCLA:6	46	
93.855	ALLERGY AND INFECTIOUS DISEASES RESEARCH		PASS-THROUGH	OAK CREST INSTITUTE OF SCIENCE	SUB S14-164 (AI113048)	11,068	
93.855	ALLERGY AND INFECTIOUS DISEASES RESEARCH		PASS-THROUGH	OREGON HEALTH & SCIENCE UNIVERSITY	SUB 9006862	3,239	
93.855	ALLERGY AND INFECTIOUS DISEASES RESEARCH		PASS-THROUGH	RAFT PHARMACEUTICALS LLC	SUB RFT001-AI147879-001 (AI147)	160,868	
93.855	ALLERGY AND INFECTIOUS DISEASES RESEARCH		PASS-THROUGH	SANFORD BURNHAM PREBYS MEDICAL DISCOVERY INSTITUTE	59560-12797-UCLA:3	63,741	
93.855	ALLERGY AND INFECTIOUS DISEASES RESEARCH		PASS-THROUGH	SILVER LAKE RESEARCH CORPORATION	041776	(67)	
93.855	ALLERGY AND INFECTIOUS DISEASES RESEARCH		PASS-THROUGH	SOUTHERN MEDICAL UNIVERSITY	SMU-5553612	22,474	
93.855	ALLERGY AND INFECTIOUS DISEASES RESEARCH		PASS-THROUGH	STANFORD UNIVERSITY	60645693-111258	(170)	
93.855	ALLERGY AND INFECTIOUS DISEASES RESEARCH		PASS-THROUGH	STANFORD UNIVERSITY		(873)	
93.855	ALLERGY AND INFECTIOUS DISEASES RESEARCH		PASS-THROUGH	STANFORD UNIVERSITY	61097839-48307 SUB 62230099-135391(AI142487)	31,422	
93.855	ALLERGY AND INFECTIOUS DISEASES RESEARCH		PASS-THROUGH	STELLENBOSCH UNIVERSITY	S006815-02	67,870	
93.855	ALLERGY AND INFECTIOUS DISEASES RESEARCH		PASS-THROUGH	SUSTAINABLE SCIENCES INSTITUTE	IR1200-1	6,303	
93.855	ALLERGY AND INFECTIOUS DISEASES RESEARCH		PASS-THROUGH	SYLVATICA BIOTECH, INC.	047262	4,524	
93.855	ALLERGY AND INFECTIOUS DISEASES RESEARCH		PASS-THROUGH	TEMPLE UNIVERSITY	262177-UCLA:1	3,784	
93.855	ALLERGY AND INFECTIOUS DISEASES RESEARCH		PASS-THROUGH	TENDEL THERAPIES INC.	A20-2675	139,005	
93.855	ALLERGY AND INFECTIOUS DISEASES RESEARCH		PASS-THROUGH	TEXAS A&M UNIVERSITY - COLLEGE STATION	TAM S210324	53,991	
93.855	ALLERGY AND INFECTIOUS DISEASES RESEARCH		PASS-THROUGH	THE SCRIPPS RESEARCH INSTITUTE	5-53938:1	149,718	
93.855	ALLERGY AND INFECTIOUS DISEASES RESEARCH		PASS-THROUGH	THE SCRIPPS RESEARCH INSTITUTE	5-54363	39,755	
93.855	ALLERGY AND INFECTIOUS DISEASES RESEARCH		PASS-THROUGH	THE SCRIPPS RESEARCH INSTITUTE	SRI 5-53926	15,312	
93.855	ALLERGY AND INFECTIOUS DISEASES RESEARCH		PASS-THROUGH	THE TEXAS A&M UNIVERSITY SYSTEM	M1803705	342,564	
93.855	ALLERGY AND INFECTIOUS DISEASES RESEARCH		PASS-THROUGH	THE TEXAS A&M UNIVERSITY SYSTEM	M1803707	205,910	
93.855	ALLERGY AND INFECTIOUS DISEASES RESEARCH		PASS-THROUGH	THE TEXAS A&M UNIVERSITY SYSTEM	SUB M1800750 (AI127807)	57,933	
93.855	ALLERGY AND INFECTIOUS DISEASES RESEARCH		PASS-THROUGH	THE UNIVERSITY OF ALABAMA AT BIRMINGHAM	000510836-005	541,198	
93.855	ALLERGY AND INFECTIOUS DISEASES RESEARCH		PASS-THROUGH	THE UNIVERSITY OF ALABAMA AT BIRMINGHAM	000510836-007	227,632	
93.855	ALLERGY AND INFECTIOUS DISEASES RESEARCH		PASS-THROUGH	THE UNIVERSITY OF ALABAMA AT BIRMINGHAM	000523146-003	8,545	
93.855	ALLERGY AND INFECTIOUS DISEASES RESEARCH		PASS-THROUGH	THE UNIVERSITY OF ALABAMA AT BIRMINGHAM	SUB (HHSN2722013000121/H HSN.	19,876	
93.855	ALLERGY AND INFECTIOUS DISEASES RESEARCH		PASS-THROUGH	THE UNIVERSITY OF ALABAMA AT BIRMINGHAM	SUB 510836-004(AI067039)	325,020	
93.855	ALLERGY AND INFECTIOUS DISEASES RESEARCH		PASS-THROUGH	TRANSLATIONAL GENOMICS RESEARCH INSTITUTE	ALTIN-20-01	26,135	
93.855	ALLERGY AND INFECTIOUS DISEASES RESEARCH		PASS-THROUGH	TRELLIS BIOSCIENCE, INC.	1R44AI150143-01	19,536	
93.855	ALLERGY AND INFECTIOUS DISEASES RESEARCH		PASS-THROUGH	TUFTS UNIVERSITY	102884	12,037	
93.855	ALLERGY AND INFECTIOUS DISEASES RESEARCH		PASS-THROUGH	TUFTS UNIVERSITY	R01AI146245	62,323	
93.855	ALLERGY AND INFECTIOUS DISEASES RESEARCH		PASS-THROUGH	UNIVERSITY OF ARIZONA	583970	149,029	
93.855	ALLERGY AND INFECTIOUS DISEASES RESEARCH		PASS-THROUGH	UNIVERSITY OF ARIZONA	R21AI152394	16,471	
93.855	ALLERGY AND INFECTIOUS DISEASES RESEARCH		PASS-THROUGH	UNIVERSITY OF CENTRAL FLORIDA	SUB 22206A07 (AI154777)	119,907	
93.855	ALLERGY AND INFECTIOUS DISEASES RESEARCH		PASS-THROUGH	UNIVERSITY OF CHICAGO	SUB FP066835-B (AI136056)	89,924	
93.855	ALLERGY AND INFECTIOUS DISEASES RESEARCH		PASS-THROUGH	UNIVERSITY OF COLOMBO	2223475-CYC1	31,719	
93.855	ALLERGY AND INFECTIOUS DISEASES RESEARCH		PASS-THROUGH	UNIVERSITY OF COLORADO DENVER	FY19.956.001	32,061	
93.855	ALLERGY AND INFECTIOUS DISEASES RESEARCH		PASS-THROUGH	UNIVERSITY OF COLORADO DENVER	FY21.1050.002	24,132	
93.855	ALLERGY AND INFECTIOUS DISEASES RESEARCH		PASS-THROUGH	UNIVERSITY OF COLORADO DENVER	FY21.1050.003	20,736	
93.855	ALLERGY AND INFECTIOUS DISEASES RESEARCH		PASS-THROUGH	UNIVERSITY OF COLORADO DENVER	R21AI139839	132	
93.855	ALLERGY AND INFECTIOUS DISEASES RESEARCH		PASS-THROUGH	UNIVERSITY OF GEORGIA	SUB00001891	52,315	
93.855	ALLERGY AND INFECTIOUS DISEASES RESEARCH		PASS-THROUGH	UNIVERSITY OF GEORGIA	SUB00002096	116,235	
93.855	ALLERGY AND INFECTIOUS DISEASES RESEARCH		PASS-THROUGH	UNIVERSITY OF IDAHO	R01AI131609	67,256	
93.855	ALLERGY AND INFECTIOUS DISEASES RESEARCH		PASS-THROUGH	UNIVERSITY OF IOWA	R01AI132402	37,585	
93.855	ALLERGY AND INFECTIOUS DISEASES RESEARCH		PASS-THROUGH	UNIVERSITY OF LOUISVILLE	SUB ULRF_19-0506-01(AI139671)	78,760	
93.855	ALLERGY AND INFECTIOUS DISEASES RESEARCH		PASS-THROUGH	UNIVERSITY OF MARYLAND SCHOOL OF MEDICINE	1903414	34,841	
93.855	ALLERGY AND INFECTIOUS DISEASES RESEARCH		PASS-THROUGH	UNIVERSITY OF MASSACHUSETTS AMHERST	SUB WA00324479/RFS2016020 (AI1	4,416	
93.855	ALLERGY AND INFECTIOUS DISEASES RESEARCH		PASS-THROUGH	UNIVERSITY OF MASSACHUSETTS MEDICAL SCHOOL	1R01AI141181-01	96	
93.855	ALLERGY AND INFECTIOUS DISEASES RESEARCH		PASS-THROUGH	UNIVERSITY OF MICHIGAN	3004686906	158,853	
93.855	ALLERGY AND INFECTIOUS DISEASES RESEARCH		PASS-THROUGH	UNIVERSITY OF MICHIGAN	R01AI132372	11,561	
93.855	ALLERGY AND INFECTIOUS DISEASES RESEARCH		PASS-THROUGH	UNIVERSITY OF MICHIGAN	SUBK00008602	(84)	

**University of California**  
**Schedule of Expenditures of Federal Awards**

*For the Fiscal Year Ended  
June 30, 2021  
(Expressed in whole dollars)*

**Research And Development Cluster**

Assistance Listing Number	Federal Program Title	Additional Award Identification	Direct / Pass-Through	Agency or Pass-Through Entity	Pass-Through No. or Other Identifier	Federal Expenditures	Passed-Through to Subrecipients
93.855	ALLERGY AND INFECTIOUS DISEASES RESEARCH		PASS-THROUGH	UNIVERSITY OF MICHIGAN	SUBK00010590	245,961	
93.855	ALLERGY AND INFECTIOUS DISEASES RESEARCH		PASS-THROUGH	UNIVERSITY OF MINNESOTA	N008289801	22,053	
93.855	ALLERGY AND INFECTIOUS DISEASES RESEARCH		PASS-THROUGH	UNIVERSITY OF NEW MEXICO	0480Q4-870D	16,103	
93.855	ALLERGY AND INFECTIOUS DISEASES RESEARCH		PASS-THROUGH	UNIVERSITY OF NORTH CAROLINA AT CHAPEL HILL	5103294	15,308	
93.855	ALLERGY AND INFECTIOUS DISEASES RESEARCH		PASS-THROUGH	UNIVERSITY OF NORTH CAROLINA AT CHAPEL HILL	5112989:1	21,465	
93.855	ALLERGY AND INFECTIOUS DISEASES RESEARCH		PASS-THROUGH	UNIVERSITY OF NORTH CAROLINA AT CHAPEL HILL	SUB 5113449 (AI145646)	83,322	
93.855	ALLERGY AND INFECTIOUS DISEASES RESEARCH		PASS-THROUGH	UNIVERSITY OF PENNSYLVANIA	012248	137,283	
93.855	ALLERGY AND INFECTIOUS DISEASES RESEARCH		PASS-THROUGH	UNIVERSITY OF PENNSYLVANIA	1R01AI144522-01A1	30,379	
93.855	ALLERGY AND INFECTIOUS DISEASES RESEARCH		PASS-THROUGH	UNIVERSITY OF PENNSYLVANIA	560928	2,872	
93.855	ALLERGY AND INFECTIOUS DISEASES RESEARCH		PASS-THROUGH	UNIVERSITY OF PENNSYLVANIA	564036	(1,552)	
93.855	ALLERGY AND INFECTIOUS DISEASES RESEARCH		PASS-THROUGH	UNIVERSITY OF PENNSYLVANIA	566950	8,336	
93.855	ALLERGY AND INFECTIOUS DISEASES RESEARCH		PASS-THROUGH	UNIVERSITY OF PENNSYLVANIA	574270	1,626	
93.855	ALLERGY AND INFECTIOUS DISEASES RESEARCH		PASS-THROUGH	UNIVERSITY OF PENNSYLVANIA	579036	95,590	
93.855	ALLERGY AND INFECTIOUS DISEASES RESEARCH		PASS-THROUGH	UNIVERSITY OF PITTSBURGH	0024031-5-06	7,486	
93.855	ALLERGY AND INFECTIOUS DISEASES RESEARCH		PASS-THROUGH	UNIVERSITY OF PITTSBURGH	012269	8,557	
93.855	ALLERGY AND INFECTIOUS DISEASES RESEARCH		PASS-THROUGH	UNIVERSITY OF PITTSBURGH	AWD00002422 134588-1	72,615	
93.855	ALLERGY AND INFECTIOUS DISEASES RESEARCH		PASS-THROUGH	UNIVERSITY OF PITTSBURGH	R01AI019844	93,182	
93.855	ALLERGY AND INFECTIOUS DISEASES RESEARCH		PASS-THROUGH	UNIVERSITY OF PITTSBURGH	R21AI140010	9,331	
93.855	ALLERGY AND INFECTIOUS DISEASES RESEARCH		PASS-THROUGH	UNIVERSITY OF RHODE ISLAND	0007489/11012018	39,108	
93.855	ALLERGY AND INFECTIOUS DISEASES RESEARCH		PASS-THROUGH	UNIVERSITY OF ROCHESTER	SUB 30107145 (AI131344)	2,284	
93.855	ALLERGY AND INFECTIOUS DISEASES RESEARCH		PASS-THROUGH	UNIVERSITY OF SOUTH FLORIDA	009365	111,296	
93.855	ALLERGY AND INFECTIOUS DISEASES RESEARCH		PASS-THROUGH	UNIVERSITY OF SOUTH FLORIDA	6123-1246-20-D	77,738	
93.855	ALLERGY AND INFECTIOUS DISEASES RESEARCH		PASS-THROUGH	UNIVERSITY OF SOUTH FLORIDA	6123-1246-60-D	225,001	
93.855	ALLERGY AND INFECTIOUS DISEASES RESEARCH		PASS-THROUGH	UNIVERSITY OF SOUTH FLORIDA	6123-1247-00-D-CYC1	82,458	
93.855	ALLERGY AND INFECTIOUS DISEASES RESEARCH		PASS-THROUGH	UNIVERSITY OF SOUTH FLORIDA	EIC-D8891	8,126	
93.855	ALLERGY AND INFECTIOUS DISEASES RESEARCH		PASS-THROUGH	UNIVERSITY OF SOUTHERN CALIFORNIA	132725895	6,203	
93.855	ALLERGY AND INFECTIOUS DISEASES RESEARCH		PASS-THROUGH	UNIVERSITY OF SOUTHERN CALIFORNIA	134501791	46,420	
93.855	ALLERGY AND INFECTIOUS DISEASES RESEARCH		PASS-THROUGH	UNIVERSITY OF TORONTO	503460	311,130	
93.855	ALLERGY AND INFECTIOUS DISEASES RESEARCH		PASS-THROUGH	UNIVERSITY OF UTAH	10060517-02	9,120	
93.855	ALLERGY AND INFECTIOUS DISEASES RESEARCH		PASS-THROUGH	UNIVERSITY OF WASHINGTON	UWSC10582	(3,216)	
93.855	ALLERGY AND INFECTIOUS DISEASES RESEARCH		PASS-THROUGH	UNIVERSITY OF WASHINGTON	UWSC11806	28,468	
93.855	ALLERGY AND INFECTIOUS DISEASES RESEARCH		PASS-THROUGH	UNIVERSITY OF WASHINGTON	UWSC9531	2,793	
93.855	ALLERGY AND INFECTIOUS DISEASES RESEARCH		PASS-THROUGH	UNIVERSITY OF WISCONSIN-MADISON	0000000167	372,109	
93.855	ALLERGY AND INFECTIOUS DISEASES RESEARCH		PASS-THROUGH	UNIVERSITY OF WISCONSIN-MADISON	0000000489	172,609	
93.855	ALLERGY AND INFECTIOUS DISEASES RESEARCH		PASS-THROUGH	UNIVERSITY OF WISCONSIN-MADISON	201703626	3,027	
93.855	ALLERGY AND INFECTIOUS DISEASES RESEARCH		PASS-THROUGH	UNIVERSITY OF WISCONSIN-MADISON	892K570	51,833	
93.855	ALLERGY AND INFECTIOUS DISEASES RESEARCH		PASS-THROUGH	UNIVERSITY OF WISCONSIN-MADISON	P01AI132132	11,672	
93.855	ALLERGY AND INFECTIOUS DISEASES RESEARCH		PASS-THROUGH	VANDERBILT UNIVERSITY MEDICAL CENTER	SUB VUMC81650 (AI150739)	132,997	
93.855	ALLERGY AND INFECTIOUS DISEASES RESEARCH		PASS-THROUGH	VETERANS MEDICAL RESEARCH FOUNDATION OF SAN DIEGO	JPA GUATELLI 323708 (AI129706)	34,929	
93.855	ALLERGY AND INFECTIOUS DISEASES RESEARCH		PASS-THROUGH	VETERANS MEDICAL RESEARCH FOUNDATION OF SAN DIEGO	VPA GUATELLI 322679REV (AI116	2,677	
93.855	ALLERGY AND INFECTIOUS DISEASES RESEARCH		PASS-THROUGH	VETERANS MEDICAL RESEARCH FOUNDATION OF SAN DIEGO	VPA LOONEY 309176 ( AI036214)	13	
93.855	ALLERGY AND INFECTIOUS DISEASES RESEARCH		PASS-THROUGH	VETERANS MEDICAL RESEARCH FOUNDATION OF SAN DIEGO	VPA RICHMAN 317687(AI126620)	2,939	
93.855	ALLERGY AND INFECTIOUS DISEASES RESEARCH		PASS-THROUGH	VETERANS MEDICAL RESEARCH FOUNDATION OF SAN DIEGO	VPA SINGH 323261 (AI081668)	34,796	
93.855	ALLERGY AND INFECTIOUS DISEASES RESEARCH		PASS-THROUGH	VETERANS MEDICAL RESEARCH FOUNDATION OF SAN DIEGO	VPA VOLLBRECHT 323310 (AI11619	(10,325)	
93.855	ALLERGY AND INFECTIOUS DISEASES RESEARCH		PASS-THROUGH	VITALANT	11530UCD150	25,989	
93.855	ALLERGY AND INFECTIOUS DISEASES RESEARCH		PASS-THROUGH	WASHINGTON UNIVERSITY IN ST. LOUIS	2R01A108989407	1	
93.855	ALLERGY AND INFECTIOUS DISEASES RESEARCH		PASS-THROUGH	WASHINGTON UNIVERSITY IN ST. LOUIS	SUB WU-21-217 (AI095542)	100,000	
93.855	ALLERGY AND INFECTIOUS DISEASES RESEARCH		PASS-THROUGH	WASHINGTON UNIVERSITY IN ST. LOUIS	WU-19-125-MOD-1	(7,055)	
93.855	ALLERGY AND INFECTIOUS DISEASES RESEARCH		PASS-THROUGH	YALE UNIVERSITY	GR105299(CON-80001663)	17,023	
93.855	ALLERGY AND INFECTIOUS DISEASES RESEARCH		PASS-THROUGH	YALE UNIVERSITY	GR106288 (CON-80001798)	251,501	
93.855	ALLERGY AND INFECTIOUS DISEASES RESEARCH		PASS-THROUGH	RUTGERS	0790	770	
93.855	ALLERGY AND INFECTIOUS DISEASES RESEARCH		PASS-THROUGH	RUTGERS	0943	72,119	
93.855	ALLERGY AND INFECTIOUS DISEASES RESEARCH		PASS-THROUGH	RUTGERS	108614	144,702	
93.855	ALLERGY AND INFECTIOUS DISEASES RESEARCH		PASS-THROUGH	UNIVERSITY OF NOTRE DAME	CHE-D8487	10,676	

**University of California**  
**Schedule of Expenditures of Federal Awards**

*For the Fiscal Year Ended  
June 30, 2021  
(Expressed in whole dollars)*

**Research And Development Cluster**

Assistance Listing Number	Federal Program Title	Additional Award Identification	Direct / Pass-Through	Agency or Pass-Through Entity	Pass-Through No. or Other Identifier	Federal Expenditures	Passed-Through to Subrecipients
93.855	ALLERGY AND INFECTIOUS DISEASES RESEARCH		PASS-THROUGH	UNIVERSITY OF COLORADO SYSTEM	FY19.206.007:4	(1,297)	
93.855	ALLERGY AND INFECTIOUS DISEASES RESEARCH		PASS-THROUGH	BOSTON CHILDREN'S HOSPITAL	GENFD0001471889-CYC1	390,421	
93.855	ALLERGY AND INFECTIOUS DISEASES RESEARCH		PASS-THROUGH	BOSTON CHILDREN'S HOSPITAL	GENFD0001525527	(307)	
93.855	ALLERGY AND INFECTIOUS DISEASES RESEARCH		PASS-THROUGH	BOSTON CHILDREN'S HOSPITAL	GENFD0001641532	97,737	
93.855	ALLERGY AND INFECTIOUS DISEASES RESEARCH		PASS-THROUGH	BOSTON CHILDREN'S HOSPITAL	GENFD0001694420	175,092	
93.855	ALLERGY AND INFECTIOUS DISEASES RESEARCH		PASS-THROUGH	BOSTON CHILDREN'S HOSPITAL	SUB GENFD0001572212 (AI125051)	30,889	
93.855	ALLERGY AND INFECTIOUS DISEASES RESEARCH		PASS-THROUGH	BOSTON CHILDREN'S HOSPITAL	SUB GENFD0001644919 (AI126614)	57,847	
93.855	ALLERGY AND INFECTIOUS DISEASES RESEARCH		PASS-THROUGH	TEXAS BIOMEDICAL RESEARCH INSTITUTE	PO 45756:3	(9,713)	
93.855	ALLERGY AND INFECTIOUS DISEASES RESEARCH		PASS-THROUGH	GENERAL ELECTRIC COMPANY	PO NO. 401109530	(19,885)	
93.855	ALLERGY AND INFECTIOUS DISEASES RESEARCH Total					308,806,173	76,087,077
93.855	COVID-19 - ALLERGY AND INFECTIOUS DISEASES RESEARCH	COVID-19	DIRECT	DEPARTMENT OF HEALTH AND HUMAN SERVICES (HHS)	VARIOUS	82,694,049	31,469,085
93.855	COVID-19 - ALLERGY AND INFECTIOUS DISEASES RESEARCH	COVID-19	PASS-THROUGH	AMBERSTONE BIOSCIENCES, INC.	AB-5593308	36,365	
93.855	COVID-19 - ALLERGY AND INFECTIOUS DISEASES RESEARCH	COVID-19	PASS-THROUGH	BENAROYA RESEARCH INSTITUTE AT VIRGINIA	LLORE-462	30,596	
93.855	COVID-19 - ALLERGY AND INFECTIOUS DISEASES RESEARCH	COVID-19	PASS-THROUGH	CORNELL UNIVERSITY	A21-3111	155,816	
93.855	COVID-19 - ALLERGY AND INFECTIOUS DISEASES RESEARCH	COVID-19	PASS-THROUGH	DUKE UNIVERSITY	PO1AI117915 A033999	268,019	
93.855	COVID-19 - ALLERGY AND INFECTIOUS DISEASES RESEARCH	COVID-19	PASS-THROUGH	FHI 360	PO20002573	215,682	
93.855	COVID-19 - ALLERGY AND INFECTIOUS DISEASES RESEARCH	COVID-19	PASS-THROUGH	FHI 360	PO20002892	562,177	
93.855	COVID-19 - ALLERGY AND INFECTIOUS DISEASES RESEARCH	COVID-19	PASS-THROUGH	FHI 360	SUB HPTN-MGA-REGUC-1 (AI068619)	261,274	261,274
93.855	COVID-19 - ALLERGY AND INFECTIOUS DISEASES RESEARCH	COVID-19	PASS-THROUGH	FRED HUTCHINSON CANCER RESEARCH CENTER	30090223	49,503	
93.855	COVID-19 - ALLERGY AND INFECTIOUS DISEASES RESEARCH	COVID-19	PASS-THROUGH	FRED HUTCHINSON CANCER RESEARCH CENTER	SUB 0001062466 (AI068614)	770	
93.855	COVID-19 - ALLERGY AND INFECTIOUS DISEASES RESEARCH	COVID-19	PASS-THROUGH	FRED HUTCHINSON CANCER RESEARCH CENTER	UM1AI06861414	97,855	
93.855	COVID-19 - ALLERGY AND INFECTIOUS DISEASES RESEARCH	COVID-19	PASS-THROUGH	HELUNA HEALTH	A122745	300,588	
93.855	COVID-19 - ALLERGY AND INFECTIOUS DISEASES RESEARCH	COVID-19	PASS-THROUGH	JOHNS HOPKINS UNIVERSITY	2003738316:02	77,384	
93.855	COVID-19 - ALLERGY AND INFECTIOUS DISEASES RESEARCH	COVID-19	PASS-THROUGH	JOHNS HOPKINS UNIVERSITY	PTCL 45	44,569	
93.855	COVID-19 - ALLERGY AND INFECTIOUS DISEASES RESEARCH	COVID-19	PASS-THROUGH	LEIDOS BIOMEDICAL RESEARCH, INC.	A20-3921	362,064	
93.855	COVID-19 - ALLERGY AND INFECTIOUS DISEASES RESEARCH	COVID-19	PASS-THROUGH	PPD INC.	30078150	2,923	
93.855	COVID-19 - ALLERGY AND INFECTIOUS DISEASES RESEARCH	COVID-19	PASS-THROUGH	PPD INC.	30088666	3,316	
93.855	COVID-19 - ALLERGY AND INFECTIOUS DISEASES RESEARCH	COVID-19	PASS-THROUGH	PPD INC.	30091017	10,175	
93.855	COVID-19 - ALLERGY AND INFECTIOUS DISEASES RESEARCH	COVID-19	PASS-THROUGH	PPD INC.	30098032	3,119	
93.855	COVID-19 - ALLERGY AND INFECTIOUS DISEASES RESEARCH	COVID-19	PASS-THROUGH	PPD INC.	30106078	1,819	
93.855	COVID-19 - ALLERGY AND INFECTIOUS DISEASES RESEARCH	COVID-19	PASS-THROUGH	TENDEL THERAPIES INC.	A21-1455	39,272	
93.855	COVID-19 - ALLERGY AND INFECTIOUS DISEASES RESEARCH	COVID-19	PASS-THROUGH	THE SCRIPPS RESEARCH INSTITUTE	5-53938:1	215,469	
93.855	COVID-19 - ALLERGY AND INFECTIOUS DISEASES RESEARCH	COVID-19	PASS-THROUGH	THE SCRIPPS RESEARCH INSTITUTE	SUB 5-54210 (AI44462)	213,263	
93.855	COVID-19 - ALLERGY AND INFECTIOUS DISEASES RESEARCH Total					85,646,064	31,730,359
93.856	MICROBIOLOGY AND INFECTIOUS DISEASES RESEARCH		DIRECT	DEPARTMENT OF HEALTH AND HUMAN SERVICES (HHS)	VARIOUS	4,323,061	921,597
93.856	MICROBIOLOGY AND INFECTIOUS DISEASES RESEARCH		PASS-THROUGH	EMORY UNIVERSITY	SUB T563785 (AI090023)	(17,569)	
93.856	MICROBIOLOGY AND INFECTIOUS DISEASES RESEARCH		PASS-THROUGH	FHI 360	SUB PO GO00040 (AI068619)	16,430	
93.856	MICROBIOLOGY AND INFECTIOUS DISEASES RESEARCH		PASS-THROUGH	ICAHN SCHOOL OF MEDICINE AT MOUNT SINAI	SUB 0255-E053-4609 (1U01AI1...)	185,203	
93.856	MICROBIOLOGY AND INFECTIOUS DISEASES RESEARCH		PASS-THROUGH	SAN DIEGO STATE UNIVERSITY	SUB SA0000592 (HD088688)	193,501	
93.856	MICROBIOLOGY AND INFECTIOUS DISEASES RESEARCH		PASS-THROUGH	SOCIAL AND SCIENTIFIC SYSTEMS, INC.	CRB-SSS-S-17-005215	(97)	
93.856	MICROBIOLOGY AND INFECTIOUS DISEASES RESEARCH		PASS-THROUGH	SOCIAL AND SCIENTIFIC SYSTEMS, INC.	CRB-SSS-S-17-005252	38,451	
93.856	MICROBIOLOGY AND INFECTIOUS DISEASES RESEARCH		PASS-THROUGH	SOCIAL AND SCIENTIFIC SYSTEMS, INC.	SUB CRB-SSS-S-18-005449 (HHSN2)	65,078	
93.856	MICROBIOLOGY AND INFECTIOUS DISEASES RESEARCH		PASS-THROUGH	THE UNIVERSITY OF ALABAMA AT BIRMINGHAM	SUB 000509734-007 (HHSN2722016)	5,675	
93.856	MICROBIOLOGY AND INFECTIOUS DISEASES RESEARCH		PASS-THROUGH	UNIVERSITY OF COLORADO DENVER	SUB FY21.938.002 (AI153185)	261,829	
93.856	MICROBIOLOGY AND INFECTIOUS DISEASES RESEARCH		PASS-THROUGH	UNIVERSITY OF MONTANA	SUB PG19-61078-01(HHSN22016000)	641,366	
93.856	MICROBIOLOGY AND INFECTIOUS DISEASES RESEARCH		PASS-THROUGH	VETERANS MEDICAL RESEARCH FOUNDATION OF SAN DIEGO	VPA (GUATELLI) 323319 (AI08166)	38,164	
93.856	MICROBIOLOGY AND INFECTIOUS DISEASES RESEARCH		PASS-THROUGH	VETERANS MEDICAL RESEARCH FOUNDATION OF SAN DIEGO	VPA RICHMAN 318087(AI126619)	2,939	
93.856	MICROBIOLOGY AND INFECTIOUS DISEASES RESEARCH		PASS-THROUGH	VETERANS MEDICAL RESEARCH FOUNDATION OF SAN DIEGO	VPA STONEHAM 323309(AI081668)	23,856	
93.856	MICROBIOLOGY AND INFECTIOUS DISEASES RESEARCH		PASS-THROUGH	WASHINGTON UNIVERSITY IN ST. LOUIS	SUB WU-19-93 (AI095542)	(11,761)	
93.856	MICROBIOLOGY AND INFECTIOUS DISEASES RESEARCH		PASS-THROUGH	ZYMERON CORPORATION	30068496	26,923	
93.856	MICROBIOLOGY AND INFECTIOUS DISEASES RESEARCH Total					5,793,048	921,597
93.856	COVID-19 - MICROBIOLOGY AND INFECTIOUS DISEASES RESEARCH	COVID-19	DIRECT	DEPARTMENT OF HEALTH AND HUMAN SERVICES (HHS)	VARIOUS	47,584	
93.856	COVID-19 - MICROBIOLOGY AND INFECTIOUS DISEASES RESEARCH	COVID-19	PASS-THROUGH	MASSACHUSETTS GENERAL HOSPITAL	30065734 ADLER	434	

**University of California**  
**Schedule of Expenditures of Federal Awards**

*For the Fiscal Year Ended  
June 30, 2021  
(Expressed in whole dollars)*

**Research And Development Cluster**

Assistance Listing Number	Federal Program Title	Additional Award Identification	Direct / Pass-Through	Agency or Pass-Through Entity	Pass-Through No. or Other Identifier	Federal Expenditures	Passed-Through to Subrecipients
93.856	COVID-19 - MICROBIOLOGY AND INFECTIOUS DISEASES RESEARCH Total					48,018	
93.859	BIOMEDICAL RESEARCH AND RESEARCH TRAINING		DIRECT	DEPARTMENT OF HEALTH AND HUMAN SERVICES (HHS)		228,961,318	6,383,466
93.859	BIOMEDICAL RESEARCH AND RESEARCH TRAINING		PASS-THROUGH	ARIZONA STATE UNIVERSITY/TEMPE		(1,460)	
93.859	BIOMEDICAL RESEARCH AND RESEARCH TRAINING		PASS-THROUGH	ARKANSAS CHILDREN'S HOSPITAL RESEARCH INSTITUTE	17-070.03 SUB 034067 - UCSD	1,270	
93.859	BIOMEDICAL RESEARCH AND RESEARCH TRAINING		PASS-THROUGH	BIOIQ, LLC	DTIU-D7864	68,761	
93.859	BIOMEDICAL RESEARCH AND RESEARCH TRAINING		PASS-THROUGH	BOSTON UNIVERSITY	4500002742:001	4,409	
93.859	BIOMEDICAL RESEARCH AND RESEARCH TRAINING		PASS-THROUGH	BRIDGE12 TECHNOLOGIES INC.	SB210113	126,836	
93.859	BIOMEDICAL RESEARCH AND RESEARCH TRAINING		PASS-THROUGH	BRIGHAM AND WOMEN'S HOSPITAL	20201646	40,029	
93.859	BIOMEDICAL RESEARCH AND RESEARCH TRAINING		PASS-THROUGH	BRIGHAM AND WOMEN'S HOSPITAL	SUB 121940 (GM132825)	93,468	
93.859	BIOMEDICAL RESEARCH AND RESEARCH TRAINING		PASS-THROUGH	BUCK INSTITUTE FOR RESEARCH ON AGING	SA40002-UC	(900)	
93.859	BIOMEDICAL RESEARCH AND RESEARCH TRAINING		PASS-THROUGH	CAL STATE L.A. UNIVERSITY AUXILIARY SERVICES, INC. (UAS)	UCI231328	4,998	
93.859	BIOMEDICAL RESEARCH AND RESEARCH TRAINING		PASS-THROUGH	CALIFORNIA INSTITUTE OF TECHNOLOGY	S419077	10,982	
93.859	BIOMEDICAL RESEARCH AND RESEARCH TRAINING		PASS-THROUGH	CALIFORNIA INSTITUTE OF TECHNOLOGY	S504305	15,417	
93.859	BIOMEDICAL RESEARCH AND RESEARCH TRAINING		PASS-THROUGH	CALIFORNIA STATE UNIVERSITY, LONG BEACH	S199219400UCLA	1,429	
93.859	BIOMEDICAL RESEARCH AND RESEARCH TRAINING		PASS-THROUGH	CARNEGIE MELLON UNIVERSITY	SUB 1090607-425868 (GM137413)	74,476	
93.859	BIOMEDICAL RESEARCH AND RESEARCH TRAINING		PASS-THROUGH	CASE WESTERN RESERVE UNIVERSITY	RESS12969:1	580	
93.859	BIOMEDICAL RESEARCH AND RESEARCH TRAINING		PASS-THROUGH	CELSENSE, INC.	R41EB029905	45,352	
93.859	BIOMEDICAL RESEARCH AND RESEARCH TRAINING		PASS-THROUGH	CERI, LLC	SUB 20201441(NIH)	5,412	
93.859	BIOMEDICAL RESEARCH AND RESEARCH TRAINING		PASS-THROUGH	CHILDREN'S HOSPITAL AND RESEARCH CENTER FOUNDATION	12_8036_UCSF_01	58,776	
93.859	BIOMEDICAL RESEARCH AND RESEARCH TRAINING		PASS-THROUGH	CHILDREN'S HOSPITAL AND RESEARCH CENTER FOUNDATION	808036 UCLA 04:4 SUB CM00001969-00 (GM100946)	49,304	
93.859	BIOMEDICAL RESEARCH AND RESEARCH TRAINING		PASS-THROUGH	CITY UNIVERSITY OF NEW YORK		187,835	
93.859	BIOMEDICAL RESEARCH AND RESEARCH TRAINING		PASS-THROUGH	COLORADO STATE UNIVERSITY	G-35013-1	33,365	
93.859	BIOMEDICAL RESEARCH AND RESEARCH TRAINING		PASS-THROUGH	CORNELL UNIVERSITY	008628	13,110	
93.859	BIOMEDICAL RESEARCH AND RESEARCH TRAINING		PASS-THROUGH	CORNELL UNIVERSITY	A20-0670-001 SUB 20174777 (GM128073)	64,489	
93.859	BIOMEDICAL RESEARCH AND RESEARCH TRAINING		PASS-THROUGH	INDIAN HEALTH COUNCIL, INC.	SUB 20174885 (GM128073)	13,921	
93.859	BIOMEDICAL RESEARCH AND RESEARCH TRAINING		PASS-THROUGH	INDIAN HEALTH COUNCIL, INC.	SUB 20174885 (GM128073)	35,611	
93.859	BIOMEDICAL RESEARCH AND RESEARCH TRAINING		PASS-THROUGH	INDIANA UNIVERSITY	210222-5056301A-S-A SUB 2017.0002 (GM127667)	23,446	
93.859	BIOMEDICAL RESEARCH AND RESEARCH TRAINING		PASS-THROUGH	INSTITUTE FOR SYSTEMS BIOLOGY		54,900	
93.859	BIOMEDICAL RESEARCH AND RESEARCH TRAINING		PASS-THROUGH	INTEGRATED MICRO-CHROMATOGRAPHY SYSTEMS, INC.	A21-0636	223,085	
93.859	BIOMEDICAL RESEARCH AND RESEARCH TRAINING		PASS-THROUGH	IOWA STATE UNIVERSITY	430-21-35A	12,118	
93.859	BIOMEDICAL RESEARCH AND RESEARCH TRAINING		PASS-THROUGH	IOWA STATE UNIVERSITY	R35GM131885	89,873	
93.859	BIOMEDICAL RESEARCH AND RESEARCH TRAINING		PASS-THROUGH	MAYO CLINIC/MAYO FOUNDATION FOR MEDICAL EDUCATION & RESEARCH	CLA-232782-01:1	19,445	
93.859	BIOMEDICAL RESEARCH AND RESEARCH TRAINING		PASS-THROUGH	MAYO CLINIC/MAYO FOUNDATION FOR MEDICAL EDUCATION & RESEARCH	UCA-251795	227,284	
93.859	BIOMEDICAL RESEARCH AND RESEARCH TRAINING		PASS-THROUGH	MEDICAL COLLEGE OF WISCONSIN	20185107	55,608	
93.859	BIOMEDICAL RESEARCH AND RESEARCH TRAINING		PASS-THROUGH	MICHIGAN STATE UNIVERSITY	RC110435UC SUB 20181937 (GM128223)	38,188	
93.859	BIOMEDICAL RESEARCH AND RESEARCH TRAINING		PASS-THROUGH	NANOCELECT BIOMEDICAL, INC.		717	
93.859	BIOMEDICAL RESEARCH AND RESEARCH TRAINING		PASS-THROUGH	NATIONAL INSTITUTE OF GENERAL MEDICAL SCIENCE	2 R01 GM092895	3,243	
93.859	BIOMEDICAL RESEARCH AND RESEARCH TRAINING		PASS-THROUGH	NEOVATIVE, INC.	210792	15,939	
93.859	BIOMEDICAL RESEARCH AND RESEARCH TRAINING		PASS-THROUGH	NORTH CAROLINA STATE UNIVERSITY	2016-3285-01	141,021	
93.859	BIOMEDICAL RESEARCH AND RESEARCH TRAINING		PASS-THROUGH	Q-CHEM, INC.	049449	48,461	
93.859	BIOMEDICAL RESEARCH AND RESEARCH TRAINING		PASS-THROUGH	Q-CHEM, INC.	2R44GM121126-02 2R44GM128480-02A1 (TERESA HEAD-GORDON)	96,046	
93.859	BIOMEDICAL RESEARCH AND RESEARCH TRAINING		PASS-THROUGH	Q-CHEM, INC.		85,746	
93.859	BIOMEDICAL RESEARCH AND RESEARCH TRAINING		PASS-THROUGH	ROCKEFELLER UNIVERSITY	2P41GM109824-06	222,260	
93.859	BIOMEDICAL RESEARCH AND RESEARCH TRAINING		PASS-THROUGH	ROCKEFELLER UNIVERSITY	2R01GM112108-05	55,744	
93.859	BIOMEDICAL RESEARCH AND RESEARCH TRAINING		PASS-THROUGH	SCRIBE BIOSCIENCES, INC.	SCB UCSF 3	21,989	
93.859	BIOMEDICAL RESEARCH AND RESEARCH TRAINING		PASS-THROUGH	ST. JUDE CHILDREN'S RESEARCH HOSPITAL	112156010-7660158	2,602	
93.859	BIOMEDICAL RESEARCH AND RESEARCH TRAINING		PASS-THROUGH	STANFORD UNIVERSITY	61000019-469	(7,890)	
93.859	BIOMEDICAL RESEARCH AND RESEARCH TRAINING		PASS-THROUGH	STANFORD UNIVERSITY	62241037-136718	263,742	
93.859	BIOMEDICAL RESEARCH AND RESEARCH TRAINING		PASS-THROUGH	STANFORD UNIVERSITY	62388902-139655	87,721	
93.859	BIOMEDICAL RESEARCH AND RESEARCH TRAINING		PASS-THROUGH	STANFORD UNIVERSITY	R01GM079429 SUB 5-53465 (GM100934)	73,840	
93.859	BIOMEDICAL RESEARCH AND RESEARCH TRAINING		PASS-THROUGH	THE SCRIPPS RESEARCH INSTITUTE	SUB 5-53979 (GM133157)	64,743	
93.859	BIOMEDICAL RESEARCH AND RESEARCH TRAINING		PASS-THROUGH	THE SCRIPPS RESEARCH INSTITUTE		197,861	
93.859	BIOMEDICAL RESEARCH AND RESEARCH TRAINING		PASS-THROUGH	THE SCRIPPS RESEARCH INSTITUTE	SUB 5-54185 (AI150472)	61,906	
93.859	BIOMEDICAL RESEARCH AND RESEARCH TRAINING		PASS-THROUGH	UNASPER, INC.	011672	49,376	

**University of California**  
**Schedule of Expenditures of Federal Awards**

*For the Fiscal Year Ended  
June 30, 2021  
(Expressed in whole dollars)*

**Research And Development Cluster**

Assistance Listing Number	Federal Program Title	Additional Award Identification	Direct / Pass-Through	Agency or Pass-Through Entity	Pass-Through No. or Other Identifier	Federal Expenditures	Passed-Through to Subrecipients
93.859	BIOMEDICAL RESEARCH AND RESEARCH TRAINING		PASS-THROUGH	UNIVERSITY OF COLORADO BOULDER	1558952	129,602	
93.859	BIOMEDICAL RESEARCH AND RESEARCH TRAINING		PASS-THROUGH	UNIVERSITY OF COLORADO BOULDER	SUB 1558951 (GM132386)	13,670	
93.859	BIOMEDICAL RESEARCH AND RESEARCH TRAINING		PASS-THROUGH	UNIVERSITY OF FLORIDA	SUB00002262	197,425	
93.859	BIOMEDICAL RESEARCH AND RESEARCH TRAINING		PASS-THROUGH	UNIVERSITY OF FLORIDA	UFDSP00011896	61,022	
93.859	BIOMEDICAL RESEARCH AND RESEARCH TRAINING		PASS-THROUGH	UNIVERSITY OF GEORGIA	012116	103,470	
93.859	BIOMEDICAL RESEARCH AND RESEARCH TRAINING		PASS-THROUGH	UNIVERSITY OF GEORGIA	R01GM137008	38,633	
93.859	BIOMEDICAL RESEARCH AND RESEARCH TRAINING		PASS-THROUGH	UNIVERSITY OF ILLINOIS AT URBANA-CHAMPAIGN	083118-15900	424,942	
93.859	BIOMEDICAL RESEARCH AND RESEARCH TRAINING		PASS-THROUGH	UNIVERSITY OF ILLINOIS AT URBANA-CHAMPAIGN	092912-17727	38,736	
93.859	BIOMEDICAL RESEARCH AND RESEARCH TRAINING		PASS-THROUGH	UNIVERSITY OF KANSAS/KU CENTER FOR RESEARCH, INC.	ZAL00020	24,712	
93.859	BIOMEDICAL RESEARCH AND RESEARCH TRAINING		PASS-THROUGH	UNIVERSITY OF MASSACHUSETTS MEDICAL SCHOOL	OSP2018132	22,423	
93.859	BIOMEDICAL RESEARCH AND RESEARCH TRAINING		PASS-THROUGH	UNIVERSITY OF MASSACHUSETTS SYSTEM	OSP32288-00	21,067	
93.859	BIOMEDICAL RESEARCH AND RESEARCH TRAINING		PASS-THROUGH	UNIVERSITY OF MICHIGAN	A19-0897-001	52,622	
93.859	BIOMEDICAL RESEARCH AND RESEARCH TRAINING		PASS-THROUGH	UNIVERSITY OF MICHIGAN	SUBK00009716	30,616	
93.859	BIOMEDICAL RESEARCH AND RESEARCH TRAINING		PASS-THROUGH	UNIVERSITY OF MINNESOTA	H006126301	17,820	
93.859	BIOMEDICAL RESEARCH AND RESEARCH TRAINING		PASS-THROUGH	UNIVERSITY OF NEBRASKA MEDICAL CENTER	34-5140-2093-001	35,131	
93.859	BIOMEDICAL RESEARCH AND RESEARCH TRAINING		PASS-THROUGH	UNIVERSITY OF NEVADA, RENO	UNR-21-30	29,006	
93.859	BIOMEDICAL RESEARCH AND RESEARCH TRAINING		PASS-THROUGH	UNIVERSITY OF NORTH CAROLINA AT CHAPEL HILL	5104882	86	
93.859	BIOMEDICAL RESEARCH AND RESEARCH TRAINING		PASS-THROUGH	UNIVERSITY OF NORTH CAROLINA AT CHAPEL HILL	5105472	598	
93.859	BIOMEDICAL RESEARCH AND RESEARCH TRAINING		PASS-THROUGH	UNIVERSITY OF PITTSBURGH	AWD00002352 (134497-6)	59,098	
93.859	BIOMEDICAL RESEARCH AND RESEARCH TRAINING		PASS-THROUGH	UNIVERSITY OF PITTSBURGH	CNVA00048589 (127394-3):3	328	
93.859	BIOMEDICAL RESEARCH AND RESEARCH TRAINING		PASS-THROUGH	UNIVERSITY OF UTAH	10044932-06	273,638	
93.859	BIOMEDICAL RESEARCH AND RESEARCH TRAINING		PASS-THROUGH	UNIVERSITY OF UTAH	SUB 10044932-14(GM082545)	(293)	
93.859	BIOMEDICAL RESEARCH AND RESEARCH TRAINING		PASS-THROUGH	UNIVERSITY OF VIRGINIA	GB10601.PO #2147792	52,786	
93.859	BIOMEDICAL RESEARCH AND RESEARCH TRAINING		PASS-THROUGH	UNIVERSITY OF VIRGINIA	GB10854. PO 2271437	14,252	
93.859	BIOMEDICAL RESEARCH AND RESEARCH TRAINING		PASS-THROUGH	VANDERBILT UNIVERSITY	R01GM137458	9,386	
93.859	BIOMEDICAL RESEARCH AND RESEARCH TRAINING		PASS-THROUGH	VETERANS MEDICAL RESEARCH FOUNDATION OF SAN DIEGO	VPA HEAD 323260 (GM085179)	22,429	
93.859	BIOMEDICAL RESEARCH AND RESEARCH TRAINING		PASS-THROUGH	VETERANS MEDICAL RESEARCH FOUNDATION OF SAN DIEGO	VPA PATEL 323277 (GM085179)	1,181	
93.859	BIOMEDICAL RESEARCH AND RESEARCH TRAINING		PASS-THROUGH	YALE UNIVERSITY	012395	8,707	
93.859	BIOMEDICAL RESEARCH AND RESEARCH TRAINING		PASS-THROUGH	STONY BROOK UNIVERSITY	77091/1137289/2:2	(293)	
93.859	BIOMEDICAL RESEARCH AND RESEARCH TRAINING		PASS-THROUGH	STONY BROOK UNIVERSITY	79590/2/1142917	20,453	
93.859	BIOMEDICAL RESEARCH AND RESEARCH TRAINING		PASS-THROUGH	UNIVERSITY OF COLORADO SYSTEM	FY20.726.001 AMD1	107,908	
93.859	BIOMEDICAL RESEARCH AND RESEARCH TRAINING Total					233,948,959	6,383,466
93.859	COVID-19 - BIOMEDICAL RESEARCH AND RESEARCH TRAINING	COVID-19	DIRECT	DEPARTMENT OF HEALTH AND HUMAN SERVICES (HHS)	VARIOUS	321,931	
93.859	COVID-19 - BIOMEDICAL RESEARCH AND RESEARCH TRAINING	COVID-19	PASS-THROUGH	UNIVERSITY OF PITTSBURGH	AWD0000 V0621	9,996	
93.859	COVID-19 - BIOMEDICAL RESEARCH AND RESEARCH TRAINING	COVID-19	PASS-THROUGH	UNIVERSITY OF PITTSBURGH	AWD00002352 (134497-2)	4,068	
93.859	COVID-19 - BIOMEDICAL RESEARCH AND RESEARCH TRAINING	COVID-19	PASS-THROUGH	UNIVERSITY OF PITTSBURGH	AWD00002352 (134497-4)	96,370	
93.859	COVID-19 - BIOMEDICAL RESEARCH AND RESEARCH TRAINING Total					432,364	
93.864	CHILD HEALTH AND HUMAN DEVELOPMENT EXTRAMURAL RESEARCH		DIRECT	DEPARTMENT OF HEALTH AND HUMAN SERVICES (HHS)	VARIOUS	243,102	127,674
93.864	CHILD HEALTH AND HUMAN DEVELOPMENT EXTRAMURAL RESEARCH Total					243,102	127,674
93.865	CHILD HEALTH AND HUMAN DEVELOPMENT EXTRAMURAL RESEARCH		DIRECT	DEPARTMENT OF HEALTH AND HUMAN SERVICES (HHS)	VARIOUS	75,897,912	12,545,404
93.865	CHILD HEALTH AND HUMAN DEVELOPMENT EXTRAMURAL RESEARCH		PASS-THROUGH	ANN & ROBERT H. LURIE CHILDREN'S HOSPITAL OF CHICAGO	A21-0004-S005-UC DAV	29,452	
93.865	CHILD HEALTH AND HUMAN DEVELOPMENT EXTRAMURAL RESEARCH		PASS-THROUGH	BAYLOR COLLEGE OF MEDICINE	7000000309:3	501,022	
93.865	CHILD HEALTH AND HUMAN DEVELOPMENT EXTRAMURAL RESEARCH		PASS-THROUGH	BROWN UNIVERSITY	00001325:1	17,892	
93.865	CHILD HEALTH AND HUMAN DEVELOPMENT EXTRAMURAL RESEARCH		PASS-THROUGH	CARNEGIE MELLON UNIVERSITY	1090581-420107	3,848	
93.865	CHILD HEALTH AND HUMAN DEVELOPMENT EXTRAMURAL RESEARCH		PASS-THROUGH	CASE WESTERN RESERVE UNIVERSITY	RES515308	86,743	
93.865	CHILD HEALTH AND HUMAN DEVELOPMENT EXTRAMURAL RESEARCH		PASS-THROUGH	CHAPMAN UNIVERSITY	500480-SUB1	23,355	
93.865	CHILD HEALTH AND HUMAN DEVELOPMENT EXTRAMURAL RESEARCH		PASS-THROUGH	CHILDREN'S HOSPITAL LOS ANGELES	8011-RGF009152-00-2	149,225	
93.865	CHILD HEALTH AND HUMAN DEVELOPMENT EXTRAMURAL RESEARCH		PASS-THROUGH	CHILDREN'S HOSPITAL LOS ANGELES	RGF011226-B	132,056	
93.865	CHILD HEALTH AND HUMAN DEVELOPMENT EXTRAMURAL RESEARCH		PASS-THROUGH	CHILDREN'S HOSPITAL MEDICAL CENTER OF CINCINNATI	139469-C	(1,179)	
93.865	CHILD HEALTH AND HUMAN DEVELOPMENT EXTRAMURAL RESEARCH		PASS-THROUGH	CHILDREN'S HOSPITAL MEDICAL CENTER OF CINCINNATI	139469-J	(111)	
93.865	CHILD HEALTH AND HUMAN DEVELOPMENT EXTRAMURAL RESEARCH		PASS-THROUGH	CHILDREN'S HOSPITAL OF PHILADELPHIA	27007-3200880522:3	1,894	
93.865	CHILD HEALTH AND HUMAN DEVELOPMENT EXTRAMURAL RESEARCH		PASS-THROUGH	CHILDREN'S HOSPITAL OF PHILADELPHIA	GRT-762/PO# 20228078	2,464	
93.865	CHILD HEALTH AND HUMAN DEVELOPMENT EXTRAMURAL RESEARCH		PASS-THROUGH	CHILDREN'S NATIONAL HEALTH SYSTEM	30000520-04	(9,864)	
93.865	CHILD HEALTH AND HUMAN DEVELOPMENT EXTRAMURAL RESEARCH		PASS-THROUGH	CINCINNATI CHILDREN'S HOSPITAL MEDICAL CENTER	012263	196,555	

**University of California**  
**Schedule of Expenditures of Federal Awards**

*For the Fiscal Year Ended  
June 30, 2021  
(Expressed in whole dollars)*

**Research And Development Cluster**

Assistance Listing Number	Federal Program Title	Additional Award Identification	Direct / Pass-Through	Agency or Pass-Through Entity	Pass-Through No. or Other Identifier	Federal Expenditures	Passed-Through to Subrecipients
93.865	CHILD HEALTH AND HUMAN DEVELOPMENT EXTRAMURAL RESEARCH		PASS-THROUGH	CINCINNATI CHILDREN'S HOSPITAL MEDICAL CENTER	012273	34,016	
93.865	CHILD HEALTH AND HUMAN DEVELOPMENT EXTRAMURAL RESEARCH		PASS-THROUGH	CINCINNATI CHILDREN'S HOSPITAL MEDICAL CENTER	R61HD100934	245,177	
93.865	CHILD HEALTH AND HUMAN DEVELOPMENT EXTRAMURAL RESEARCH		PASS-THROUGH	CLEMSON UNIVERSITY	2118-209-2010914:1	23,013	
93.865	CHILD HEALTH AND HUMAN DEVELOPMENT EXTRAMURAL RESEARCH		PASS-THROUGH	COLORADO STATE UNIVERSITY	R01HD099150	218,928	
93.865	CHILD HEALTH AND HUMAN DEVELOPMENT EXTRAMURAL RESEARCH		PASS-THROUGH	COLUMBIA UNIVERSITY	2(GG014111):2	76,965	
93.865	CHILD HEALTH AND HUMAN DEVELOPMENT EXTRAMURAL RESEARCH		PASS-THROUGH	COLUMBIA UNIVERSITY	3(GG010395-06):3	13	
93.865	CHILD HEALTH AND HUMAN DEVELOPMENT EXTRAMURAL RESEARCH		PASS-THROUGH	CORNELL UNIVERSITY	15101696-03	11,140	
93.865	CHILD HEALTH AND HUMAN DEVELOPMENT EXTRAMURAL RESEARCH		PASS-THROUGH	CORNELL UNIVERSITY	17071036-02	48,273	
93.865	CHILD HEALTH AND HUMAN DEVELOPMENT EXTRAMURAL RESEARCH		PASS-THROUGH	CORNELL UNIVERSITY	212826-10	71,724	
93.865	CHILD HEALTH AND HUMAN DEVELOPMENT EXTRAMURAL RESEARCH		PASS-THROUGH	CORNELL UNIVERSITY	212826-9	80,927	
93.865	CHILD HEALTH AND HUMAN DEVELOPMENT EXTRAMURAL RESEARCH		PASS-THROUGH	CORNELL UNIVERSITY	86519-11238	55,406	
93.865	CHILD HEALTH AND HUMAN DEVELOPMENT EXTRAMURAL RESEARCH		PASS-THROUGH	CORNELL UNIVERSITY	87702-11249	115,609	
93.865	CHILD HEALTH AND HUMAN DEVELOPMENT EXTRAMURAL RESEARCH		PASS-THROUGH	DUKE UNIVERSITY	3021481	(2,681)	
93.865	CHILD HEALTH AND HUMAN DEVELOPMENT EXTRAMURAL RESEARCH		PASS-THROUGH	DUKE UNIVERSITY	3021483	(59)	
93.865	CHILD HEALTH AND HUMAN DEVELOPMENT EXTRAMURAL RESEARCH		PASS-THROUGH	DUKE UNIVERSITY	3021739	38,938	
93.865	CHILD HEALTH AND HUMAN DEVELOPMENT EXTRAMURAL RESEARCH		PASS-THROUGH	DUKE UNIVERSITY	3021740	13,911	
93.865	CHILD HEALTH AND HUMAN DEVELOPMENT EXTRAMURAL RESEARCH		PASS-THROUGH	DUKE UNIVERSITY	305390-00002	36,783	
93.865	CHILD HEALTH AND HUMAN DEVELOPMENT EXTRAMURAL RESEARCH		PASS-THROUGH	DUKE UNIVERSITY	A031513	178,756	
93.865	CHILD HEALTH AND HUMAN DEVELOPMENT EXTRAMURAL RESEARCH		PASS-THROUGH	DUKE UNIVERSITY	A03-1915	169,415	
93.865	CHILD HEALTH AND HUMAN DEVELOPMENT EXTRAMURAL RESEARCH		PASS-THROUGH	DUKE UNIVERSITY	A03-2101	22,068	
93.865	CHILD HEALTH AND HUMAN DEVELOPMENT EXTRAMURAL RESEARCH		PASS-THROUGH	EMORY UNIVERSITY	SUB A178420 (HHSO100201900015C)	172,209	
93.865	CHILD HEALTH AND HUMAN DEVELOPMENT EXTRAMURAL RESEARCH		PASS-THROUGH	FLINT REHABILITATION DEVICES	211059	89,962	
93.865	CHILD HEALTH AND HUMAN DEVELOPMENT EXTRAMURAL RESEARCH		PASS-THROUGH	FLORIDA INTERNATIONAL UNIVERSITY	800009636-03UG	1,949	
93.865	CHILD HEALTH AND HUMAN DEVELOPMENT EXTRAMURAL RESEARCH		PASS-THROUGH	FLORIDA STATE UNIVERSITY	R000002600	25,621	
93.865	CHILD HEALTH AND HUMAN DEVELOPMENT EXTRAMURAL RESEARCH		PASS-THROUGH	FLORIDA STATE UNIVERSITY	R000002730	162,385	
93.865	CHILD HEALTH AND HUMAN DEVELOPMENT EXTRAMURAL RESEARCH		PASS-THROUGH	FLORIDA STATE UNIVERSITY	SUB HD089875	3,063	
93.865	CHILD HEALTH AND HUMAN DEVELOPMENT EXTRAMURAL RESEARCH		PASS-THROUGH	GEORGETOWN UNIVERSITY	412949_GR412948-UCD	8,130	
93.865	CHILD HEALTH AND HUMAN DEVELOPMENT EXTRAMURAL RESEARCH		PASS-THROUGH	GEORGIA INSTITUTE OF TECHNOLOGY	AWD-101651-G2:4	76,503	
93.865	CHILD HEALTH AND HUMAN DEVELOPMENT EXTRAMURAL RESEARCH		PASS-THROUGH	HARVARD PILGRIM HEALTH CARE	AH000583	57,074	
93.865	CHILD HEALTH AND HUMAN DEVELOPMENT EXTRAMURAL RESEARCH		PASS-THROUGH	HARVARD UNIVERSITY	114205-1479-5107412	294,432	
93.865	CHILD HEALTH AND HUMAN DEVELOPMENT EXTRAMURAL RESEARCH		PASS-THROUGH	HARVARD UNIVERSITY	114205-1486-5096800	18,654	
93.865	CHILD HEALTH AND HUMAN DEVELOPMENT EXTRAMURAL RESEARCH		PASS-THROUGH	HARVARD UNIVERSITY	117267-0128-5120011 (HD103133)	2,729	
93.865	CHILD HEALTH AND HUMAN DEVELOPMENT EXTRAMURAL RESEARCH		PASS-THROUGH	HARVARD UNIVERSITY	117267-0179-5119267	30,163	
93.865	CHILD HEALTH AND HUMAN DEVELOPMENT EXTRAMURAL RESEARCH		PASS-THROUGH	HARVARD UNIVERSITY	SUB 114205-1130-5096798 SMARTT	292,967	
93.865	CHILD HEALTH AND HUMAN DEVELOPMENT EXTRAMURAL RESEARCH		PASS-THROUGH	HARVARD UNIVERSITY	SUB 114205-1528-5096796 AMP (H	235,833	
93.865	CHILD HEALTH AND HUMAN DEVELOPMENT EXTRAMURAL RESEARCH		PASS-THROUGH	HARVARD UNIVERSITY	SUB 117267-0130-5120013 (HD...	13,600	
93.865	CHILD HEALTH AND HUMAN DEVELOPMENT EXTRAMURAL RESEARCH		PASS-THROUGH	HARVARD UNIVERSITY	SUB-117267-0109-5115585-P01...	26,088	
93.865	CHILD HEALTH AND HUMAN DEVELOPMENT EXTRAMURAL RESEARCH		PASS-THROUGH	HENRY FORD HEALTH SYSTEM	87645	132,428	
93.865	CHILD HEALTH AND HUMAN DEVELOPMENT EXTRAMURAL RESEARCH		PASS-THROUGH	JOHNS HOPKINS UNIVERSITY	2002294060	60,752	
93.865	CHILD HEALTH AND HUMAN DEVELOPMENT EXTRAMURAL RESEARCH		PASS-THROUGH	JOHNS HOPKINS UNIVERSITY	2002295012:5	111,583	
93.865	CHILD HEALTH AND HUMAN DEVELOPMENT EXTRAMURAL RESEARCH		PASS-THROUGH	KAISER FOUNDATION RESEARCH INSTITUTION	RNG209743-UCD-01	300,799	
93.865	CHILD HEALTH AND HUMAN DEVELOPMENT EXTRAMURAL RESEARCH		PASS-THROUGH	KAISER FOUNDATION RESEARCH INSTITUTION	RNG210150-UCD	73,878	
93.865	CHILD HEALTH AND HUMAN DEVELOPMENT EXTRAMURAL RESEARCH		PASS-THROUGH	KAISER PERMANENTE CENTER FOR HEALTH RESEARCH	RNG210887-01	3,353	
93.865	CHILD HEALTH AND HUMAN DEVELOPMENT EXTRAMURAL RESEARCH		PASS-THROUGH	KAISER PERMANENTE DIVISION OF RESEARCH	2700-003	250,107	
93.865	CHILD HEALTH AND HUMAN DEVELOPMENT EXTRAMURAL RESEARCH		PASS-THROUGH	KAISER PERMANENTE DIVISION OF RESEARCH	RNG209743-UCSF-01	155,237	
93.865	CHILD HEALTH AND HUMAN DEVELOPMENT EXTRAMURAL RESEARCH		PASS-THROUGH	KAISER PERMANENTE DIVISION OF RESEARCH	RNG210150-UCSF	142,351	
93.865	CHILD HEALTH AND HUMAN DEVELOPMENT EXTRAMURAL RESEARCH		PASS-THROUGH	LUNDQUIST INSTITUTE FOR BIOMEDICAL INNOVATION AT HARBOR-UCLA	012314	29,296	
93.865	CHILD HEALTH AND HUMAN DEVELOPMENT EXTRAMURAL RESEARCH		PASS-THROUGH	MASSACHUSETTS GENERAL HOSPITAL	231263	37,464	
93.865	CHILD HEALTH AND HUMAN DEVELOPMENT EXTRAMURAL RESEARCH		PASS-THROUGH	MASSACHUSETTS GENERAL HOSPITAL	234643	53,166	
93.865	CHILD HEALTH AND HUMAN DEVELOPMENT EXTRAMURAL RESEARCH		PASS-THROUGH	MASSACHUSETTS GENERAL HOSPITAL	SUB 230910 (HD068250)	29,189	
93.865	CHILD HEALTH AND HUMAN DEVELOPMENT EXTRAMURAL RESEARCH		PASS-THROUGH	MICHIGAN STATE UNIVERSITY	RC106674A	5,169	
93.865	CHILD HEALTH AND HUMAN DEVELOPMENT EXTRAMURAL RESEARCH		PASS-THROUGH	MU-JHU CARE LIMITED	R01HD080476	3,963	
93.865	CHILD HEALTH AND HUMAN DEVELOPMENT EXTRAMURAL RESEARCH		PASS-THROUGH	NATIONAL OPINION RESEARCH CENTER	3629-UCLA-02	28,155	
93.865	CHILD HEALTH AND HUMAN DEVELOPMENT EXTRAMURAL RESEARCH		PASS-THROUGH	NATIONWIDE CHILDREN'S HOSPITAL	30002425-05:04	(22,601)	



**University of California**  
**Schedule of Expenditures of Federal Awards**

*For the Fiscal Year Ended*  
*June 30, 2021*  
*(Expressed in whole dollars)*

**Research And Development Cluster**

Assistance Listing Number	Federal Program Title	Additional Award Identification	Direct / Pass-Through	Agency or Pass-Through Entity	Pass-Through No. or Other Identifier	Federal Expenditures	Passed-Through to Subrecipients
93.865	CHILD HEALTH AND HUMAN DEVELOPMENT EXTRAMURAL RESEARCH		PASS-THROUGH	NATIONWIDE CHILDREN'S HOSPITAL	30005547-03	42,253	
93.865	CHILD HEALTH AND HUMAN DEVELOPMENT EXTRAMURAL RESEARCH		PASS-THROUGH	NATIONWIDE CHILDREN'S HOSPITAL		39,648	
93.865	CHILD HEALTH AND HUMAN DEVELOPMENT EXTRAMURAL RESEARCH		PASS-THROUGH	NEW YORK UNIVERSITY	R01HD091347	246,214	
93.865	CHILD HEALTH AND HUMAN DEVELOPMENT EXTRAMURAL RESEARCH		PASS-THROUGH	NORTHSHORE UNIVERSITY HEALTHSYSTEM	19-A0-00-1002957	15,537	
93.865	CHILD HEALTH AND HUMAN DEVELOPMENT EXTRAMURAL RESEARCH		PASS-THROUGH	RESEARCH INST NORTHWESTERN UNIVERSITY	EH17-256-S3:1	3,094	
93.865	CHILD HEALTH AND HUMAN DEVELOPMENT EXTRAMURAL RESEARCH		PASS-THROUGH	NORTHWESTERN UNIVERSITY	60047828UCI	628,640	
93.865	CHILD HEALTH AND HUMAN DEVELOPMENT EXTRAMURAL RESEARCH		PASS-THROUGH	OKLAHOMA STATE UNIVERSITY	60054325 UCSF	11,274	
93.865	CHILD HEALTH AND HUMAN DEVELOPMENT EXTRAMURAL RESEARCH		PASS-THROUGH	ONEGEVITY HEALTH, LLC	1-571918-UCSF SUB 20202373 (HD103568)	2,573	
93.865	CHILD HEALTH AND HUMAN DEVELOPMENT EXTRAMURAL RESEARCH		PASS-THROUGH	OREGON HEALTH & SCIENCE UNIVERSITY	1013129 UCLA:1	215,122	
93.865	CHILD HEALTH AND HUMAN DEVELOPMENT EXTRAMURAL RESEARCH		PASS-THROUGH	OREGON HEALTH & SCIENCE UNIVERSITY		(400)	
93.865	CHILD HEALTH AND HUMAN DEVELOPMENT EXTRAMURAL RESEARCH		PASS-THROUGH	OREGON HEALTH & SCIENCE UNIVERSITY	9009028	19,258	
93.865	CHILD HEALTH AND HUMAN DEVELOPMENT EXTRAMURAL RESEARCH		PASS-THROUGH	PATRICIA SULLIVAN CONSULTING	R24HD085927	105,462	
93.865	CHILD HEALTH AND HUMAN DEVELOPMENT EXTRAMURAL RESEARCH		PASS-THROUGH	RADY CHILDREN'S HOSPITAL-SAN DIEGO	P0515039	26,517	
93.865	CHILD HEALTH AND HUMAN DEVELOPMENT EXTRAMURAL RESEARCH		PASS-THROUGH	RADY CHILDREN'S HOSPITAL-SAN DIEGO	1082-1002643 AWD-S81 SUB 1081-1002643 AWD-SA1	44,741	
93.865	CHILD HEALTH AND HUMAN DEVELOPMENT EXTRAMURAL RESEARCH		PASS-THROUGH	RAND CORPORATION	9920180101	37,891	
93.865	CHILD HEALTH AND HUMAN DEVELOPMENT EXTRAMURAL RESEARCH		PASS-THROUGH	RAND CORPORATION	SCON-00000346	15,543	
93.865	CHILD HEALTH AND HUMAN DEVELOPMENT EXTRAMURAL RESEARCH		PASS-THROUGH	RTI HEALTH SOLUTIONS	SUB NONE (HD054214)	96,085	91,031
93.865	CHILD HEALTH AND HUMAN DEVELOPMENT EXTRAMURAL RESEARCH		PASS-THROUGH	RTI INTERNATIONAL		24,035	
93.865	CHILD HEALTH AND HUMAN DEVELOPMENT EXTRAMURAL RESEARCH		PASS-THROUGH	RTI INTERNATIONAL	20163942:02 SUB HD069031 (HD054214)	2,855	
93.865	CHILD HEALTH AND HUMAN DEVELOPMENT EXTRAMURAL RESEARCH		PASS-THROUGH	SEATTLE CHILDREN'S HOSPITAL		245,603	
93.865	CHILD HEALTH AND HUMAN DEVELOPMENT EXTRAMURAL RESEARCH		PASS-THROUGH	SHARP HEALTHCARE FOUNDATION	11625SUB:5	15,473	
93.865	CHILD HEALTH AND HUMAN DEVELOPMENT EXTRAMURAL RESEARCH		PASS-THROUGH	SHARP MARY BIRCH HOSPITAL FOR WOMEN AND NEWBORNS	R01HD096023	63	
93.865	CHILD HEALTH AND HUMAN DEVELOPMENT EXTRAMURAL RESEARCH		PASS-THROUGH	ST. JUDE CHILDREN'S RESEARCH HOSPITAL	#R012020 UCI	2,000	
93.865	CHILD HEALTH AND HUMAN DEVELOPMENT EXTRAMURAL RESEARCH		PASS-THROUGH	STANFORD UNIVERSITY	20110125	(20,187)	
93.865	CHILD HEALTH AND HUMAN DEVELOPMENT EXTRAMURAL RESEARCH		PASS-THROUGH	STANFORD UNIVERSITY	01HD094634	55,076	
93.865	CHILD HEALTH AND HUMAN DEVELOPMENT EXTRAMURAL RESEARCH		PASS-THROUGH	STANFORD UNIVERSITY	61269607120188	17,058	
93.865	CHILD HEALTH AND HUMAN DEVELOPMENT EXTRAMURAL RESEARCH		PASS-THROUGH	STANFORD UNIVERSITY	61269608-120188	52,350	
93.865	CHILD HEALTH AND HUMAN DEVELOPMENT EXTRAMURAL RESEARCH		PASS-THROUGH	STANFORD UNIVERSITY	61704698-122525	34,710	
93.865	CHILD HEALTH AND HUMAN DEVELOPMENT EXTRAMURAL RESEARCH		PASS-THROUGH	STANFORD UNIVERSITY	61764715-116231	4,819	
93.865	CHILD HEALTH AND HUMAN DEVELOPMENT EXTRAMURAL RESEARCH		PASS-THROUGH	STANFORD UNIVERSITY	61780773-117723	68,520	
93.865	CHILD HEALTH AND HUMAN DEVELOPMENT EXTRAMURAL RESEARCH		PASS-THROUGH	STELLENBOSCH UNIVERSITY	A16-0544-005	50,746	
93.865	CHILD HEALTH AND HUMAN DEVELOPMENT EXTRAMURAL RESEARCH		PASS-THROUGH	STORX TECHNOLOGIES, INC.	S004190 / 55811	4,951	
93.865	CHILD HEALTH AND HUMAN DEVELOPMENT EXTRAMURAL RESEARCH		PASS-THROUGH	THE SCRIPPS RESEARCH INSTITUTE	A21-1410	306,491	
93.865	CHILD HEALTH AND HUMAN DEVELOPMENT EXTRAMURAL RESEARCH		PASS-THROUGH	THE SCRIPPS RESEARCH INSTITUTE	R01HD102252	320,877	
93.865	CHILD HEALTH AND HUMAN DEVELOPMENT EXTRAMURAL RESEARCH		PASS-THROUGH	THE UNIVERSITY OF ALABAMA AT BIRMINGHAM	R01HD103494 SUB 000504713-012 (HD061222)	9,829	
93.865	CHILD HEALTH AND HUMAN DEVELOPMENT EXTRAMURAL RESEARCH		PASS-THROUGH	TULANE UNIVERSITY	SUB TUL-HSC-557538-19/20 (HD05	2,335	
93.865	CHILD HEALTH AND HUMAN DEVELOPMENT EXTRAMURAL RESEARCH		PASS-THROUGH	TULANE UNIVERSITY	TUL-HSC-556628-18/19	3,076	
93.865	CHILD HEALTH AND HUMAN DEVELOPMENT EXTRAMURAL RESEARCH		PASS-THROUGH	UNIVERSITY OF ARIZONA		235,955	
93.865	CHILD HEALTH AND HUMAN DEVELOPMENT EXTRAMURAL RESEARCH		PASS-THROUGH	UNIVERSITY OF COLORADO BOULDER	356680	189,446	
93.865	CHILD HEALTH AND HUMAN DEVELOPMENT EXTRAMURAL RESEARCH		PASS-THROUGH	UNIVERSITY OF COLORADO DENVER	RHD086184A	173,331	
93.865	CHILD HEALTH AND HUMAN DEVELOPMENT EXTRAMURAL RESEARCH		PASS-THROUGH	UNIVERSITY OF CONNECTICUT	FY21.156.001	172,866	
93.865	CHILD HEALTH AND HUMAN DEVELOPMENT EXTRAMURAL RESEARCH		PASS-THROUGH	UNIVERSITY OF GEORGIA	KFS# 5652280	201,682	
93.865	CHILD HEALTH AND HUMAN DEVELOPMENT EXTRAMURAL RESEARCH		PASS-THROUGH	UNIVERSITY OF GEORGIA	A20-0146-001	45,572	
93.865	CHILD HEALTH AND HUMAN DEVELOPMENT EXTRAMURAL RESEARCH		PASS-THROUGH	UNIVERSITY OF ILLINOIS AT URBANA-CHAMPAIGN	SUB00002465	104,452	
93.865	CHILD HEALTH AND HUMAN DEVELOPMENT EXTRAMURAL RESEARCH		PASS-THROUGH	UNIVERSITY OF IOWA	092492-17165	135,100	
93.865	CHILD HEALTH AND HUMAN DEVELOPMENT EXTRAMURAL RESEARCH		PASS-THROUGH	UNIVERSITY OF KANSAS MEDICAL CENTER	S01936-01 SUB PO 1000944164 (HD053933)	25,178	
93.865	CHILD HEALTH AND HUMAN DEVELOPMENT EXTRAMURAL RESEARCH		PASS-THROUGH	RESEARCH INSTITUTE, INC UNIVERSITY OF KANSAS MEDICAL CENTER	SUB ZAD000080 (HD093933)	345	
93.865	CHILD HEALTH AND HUMAN DEVELOPMENT EXTRAMURAL RESEARCH		PASS-THROUGH	RESEARCH INSTITUTE, INC UNIVERSITY OF KANSAS/KU CENTER FOR RESEARCH, INC.	ZAC00080	14,480	
93.865	CHILD HEALTH AND HUMAN DEVELOPMENT EXTRAMURAL RESEARCH		PASS-THROUGH	UNIVERSITY OF MICHIGAN		22,284	
93.865	CHILD HEALTH AND HUMAN DEVELOPMENT EXTRAMURAL RESEARCH		PASS-THROUGH	UNIVERSITY OF MICHIGAN	R01HD085233 SUB SUBK00011706 (HD084633)	101,365	
93.865	CHILD HEALTH AND HUMAN DEVELOPMENT EXTRAMURAL RESEARCH		PASS-THROUGH	UNIVERSITY OF MICHIGAN		20,499	
93.865	CHILD HEALTH AND HUMAN DEVELOPMENT EXTRAMURAL RESEARCH		PASS-THROUGH	UNIVERSITY OF MICHIGAN	SUBK00010145	13,800	
93.865	CHILD HEALTH AND HUMAN DEVELOPMENT EXTRAMURAL RESEARCH		PASS-THROUGH	UNIVERSITY OF MICHIGAN	SUBK00013063	11,856	
93.865	CHILD HEALTH AND HUMAN DEVELOPMENT EXTRAMURAL RESEARCH		PASS-THROUGH	UNIVERSITY OF MICHIGAN	SUBK00013310	101,412	
93.865	CHILD HEALTH AND HUMAN DEVELOPMENT EXTRAMURAL RESEARCH		PASS-THROUGH	UNIVERSITY OF MICHIGAN	SUBK00013499		

**University of California**  
**Schedule of Expenditures of Federal Awards**

For the Fiscal Year Ended  
June 30, 2021  
(Expressed in whole dollars)

**Research And Development Cluster**

Assistance Listing Number	Federal Program Title	Additional Award Identification	Direct / Pass-Through	Agency or Pass-Through Entity	Pass-Through No. or Other Identifier	Federal Expenditures	Passed-Through to Subrecipients
93.865	CHILD HEALTH AND HUMAN DEVELOPMENT EXTRAMURAL RESEARCH		PASS-THROUGH	UNIVERSITY OF MINNESOTA	H006124302	7,290	
93.865	CHILD HEALTH AND HUMAN DEVELOPMENT EXTRAMURAL RESEARCH		PASS-THROUGH	UNIVERSITY OF MISSOURI		134,835	
93.865	CHILD HEALTH AND HUMAN DEVELOPMENT EXTRAMURAL RESEARCH		PASS-THROUGH	UNIVERSITY OF NEVADA, RENO	C00069012-6	14,832	
93.865	CHILD HEALTH AND HUMAN DEVELOPMENT EXTRAMURAL RESEARCH		PASS-THROUGH	UNIVERSITY OF NORTH CAROLINA AT CHAPEL HILL	011591	87,030	
93.865	CHILD HEALTH AND HUMAN DEVELOPMENT EXTRAMURAL RESEARCH		PASS-THROUGH	UNIVERSITY OF NORTH CAROLINA AT CHAPEL HILL	5105863.2	46,508	
93.865	CHILD HEALTH AND HUMAN DEVELOPMENT EXTRAMURAL RESEARCH		PASS-THROUGH	UNIVERSITY OF NORTH CAROLINA AT CHAPEL HILL	5109045.2	22,967	
93.865	CHILD HEALTH AND HUMAN DEVELOPMENT EXTRAMURAL RESEARCH		PASS-THROUGH	UNIVERSITY OF NORTH CAROLINA AT CHAPEL HILL	5112245	36,107	
93.865	CHILD HEALTH AND HUMAN DEVELOPMENT EXTRAMURAL RESEARCH		PASS-THROUGH	UNIVERSITY OF NORTH CAROLINA AT CHAPEL HILL	5113154	79,981	
93.865	CHILD HEALTH AND HUMAN DEVELOPMENT EXTRAMURAL RESEARCH		PASS-THROUGH	UNIVERSITY OF NORTH CAROLINA AT CHAPEL HILL	5114011	14,430	
93.865	CHILD HEALTH AND HUMAN DEVELOPMENT EXTRAMURAL RESEARCH		PASS-THROUGH	UNIVERSITY OF NORTH CAROLINA AT CHAPEL HILL	5114045	87,558	
93.865	CHILD HEALTH AND HUMAN DEVELOPMENT EXTRAMURAL RESEARCH		PASS-THROUGH	UNIVERSITY OF NORTH CAROLINA AT CHAPEL HILL	5116603	21,988	
93.865	CHILD HEALTH AND HUMAN DEVELOPMENT EXTRAMURAL RESEARCH		PASS-THROUGH	UNIVERSITY OF NORTH CAROLINA AT CHAPEL HILL	5117865	7,150	
93.865	CHILD HEALTH AND HUMAN DEVELOPMENT EXTRAMURAL RESEARCH		PASS-THROUGH	UNIVERSITY OF NORTH CAROLINA AT CHAPEL HILL	SUB 5106227 (HD086139)	10,682	
93.865	CHILD HEALTH AND HUMAN DEVELOPMENT EXTRAMURAL RESEARCH		PASS-THROUGH	UNIVERSITY OF NORTH CAROLINA AT CHAPEL HILL	SUB 5107010 (HD086139)	32,976	
93.865	CHILD HEALTH AND HUMAN DEVELOPMENT EXTRAMURAL RESEARCH		PASS-THROUGH	UNIVERSITY OF PITTSBURGH	0048860 (126873-15)-CYC1	14,903	
93.865	CHILD HEALTH AND HUMAN DEVELOPMENT EXTRAMURAL RESEARCH		PASS-THROUGH	UNIVERSITY OF PITTSBURGH	AWD00002906 (135261-3)	8,872	
93.865	CHILD HEALTH AND HUMAN DEVELOPMENT EXTRAMURAL RESEARCH		PASS-THROUGH	UNIVERSITY OF SOUTHERN CALIFORNIA	123005892	17,901	
93.865	CHILD HEALTH AND HUMAN DEVELOPMENT EXTRAMURAL RESEARCH		PASS-THROUGH	UNIVERSITY OF SOUTHERN CALIFORNIA	60664307.1	74,299	
93.865	CHILD HEALTH AND HUMAN DEVELOPMENT EXTRAMURAL RESEARCH		PASS-THROUGH	UNIVERSITY OF TEXAS-AUSTIN	87892310	40,792	
93.865	CHILD HEALTH AND HUMAN DEVELOPMENT EXTRAMURAL RESEARCH		PASS-THROUGH	UNIVERSITY OF TEXAS-SOUTHWESTERN MEDICAL CENTER AT DALLAS	UTA20-000232	2,009	
93.865	CHILD HEALTH AND HUMAN DEVELOPMENT EXTRAMURAL RESEARCH		PASS-THROUGH	UNIVERSITY OF TEXAS-SOUTHWESTERN MEDICAL CENTER AT DALLAS	006993	(1,201)	
93.865	CHILD HEALTH AND HUMAN DEVELOPMENT EXTRAMURAL RESEARCH		PASS-THROUGH	UNIVERSITY OF TEXAS-SOUTHWESTERN MEDICAL CENTER AT DALLAS	008621	416,919	
93.865	CHILD HEALTH AND HUMAN DEVELOPMENT EXTRAMURAL RESEARCH		PASS-THROUGH	UNIVERSITY OF TEXAS-SOUTHWESTERN MEDICAL CENTER AT DALLAS	APGMO 171010	139,029	
93.865	CHILD HEALTH AND HUMAN DEVELOPMENT EXTRAMURAL RESEARCH		PASS-THROUGH	UNIVERSITY OF UTAH	10051369-05	5,663	
93.865	CHILD HEALTH AND HUMAN DEVELOPMENT EXTRAMURAL RESEARCH		PASS-THROUGH	UNIVERSITY OF VIRGINIA	R01HD087413	40,421	
93.865	CHILD HEALTH AND HUMAN DEVELOPMENT EXTRAMURAL RESEARCH		PASS-THROUGH	UNIVERSITY OF WASHINGTON	UWSC11330	39,628	
93.865	CHILD HEALTH AND HUMAN DEVELOPMENT EXTRAMURAL RESEARCH		PASS-THROUGH	UNIVERSITY OF WASHINGTON	UWSC11667	23,233	
93.865	CHILD HEALTH AND HUMAN DEVELOPMENT EXTRAMURAL RESEARCH		PASS-THROUGH	VANDERBILT UNIVERSITY MEDICAL CENTER	UWSC9985	16,417	
93.865	CHILD HEALTH AND HUMAN DEVELOPMENT EXTRAMURAL RESEARCH		PASS-THROUGH	VANDERBILT UNIVERSITY MEDICAL CENTER	VUMC 58697	(1,237)	
93.865	CHILD HEALTH AND HUMAN DEVELOPMENT EXTRAMURAL RESEARCH		PASS-THROUGH	WAYNE STATE UNIVERSITY	WSU17122	64,842	
93.865	CHILD HEALTH AND HUMAN DEVELOPMENT EXTRAMURAL RESEARCH		PASS-THROUGH	WEILL CORNELL MEDICINE - QATAR	SUB 212826-8 (HD000850)	48,573	
93.865	CHILD HEALTH AND HUMAN DEVELOPMENT EXTRAMURAL RESEARCH		PASS-THROUGH	WESTAT	SUB 6579-S60 (HHSN275201800001	38,349	
93.865	CHILD HEALTH AND HUMAN DEVELOPMENT EXTRAMURAL RESEARCH		PASS-THROUGH	YALE UNIVERSITY	GR108746	(927)	
93.865	CHILD HEALTH AND HUMAN DEVELOPMENT EXTRAMURAL RESEARCH		PASS-THROUGH	YESHIVA UNIVERSITY	310897.7	28,429	
93.865	CHILD HEALTH AND HUMAN DEVELOPMENT EXTRAMURAL RESEARCH		PASS-THROUGH	UNIVERSITY OF NOTRE DAME	203344UCD	(67)	
93.865	CHILD HEALTH AND HUMAN DEVELOPMENT EXTRAMURAL RESEARCH		PASS-THROUGH	UNIVERSITY OF COLORADO SYSTEM	14-036-00	162,646	
93.865	CHILD HEALTH AND HUMAN DEVELOPMENT EXTRAMURAL RESEARCH		PASS-THROUGH	THE UNIVERSITY OF ALABAMA AT TUSCALOOSA	R01HD098179	30,520	
93.865	CHILD HEALTH AND HUMAN DEVELOPMENT EXTRAMURAL RESEARCH		PASS-THROUGH	BOSTON MEDICAL CENTER	SUB BMC ID 6928 (HD096798)	(24,551)	
93.865	CHILD HEALTH AND HUMAN DEVELOPMENT EXTRAMURAL RESEARCH		PASS-THROUGH	NATIONAL INSTITUTE OF CHILD HEALTH & HUMAN DEVELOPMENT	2019-1234	(299)	
93.865	CHILD HEALTH AND HUMAN DEVELOPMENT EXTRAMURAL RESEARCH		PASS-THROUGH	NATIONAL INSTITUTE OF CHILD HEALTH & HUMAN DEVELOPMENT	5P50HD090259	87,484,486	12,636,435
93.865	CHILD HEALTH AND HUMAN DEVELOPMENT EXTRAMURAL RESEARCH Total						
93.865	COVID-19 - CHILD HEALTH AND HUMAN DEVELOPMENT EXTRAMURAL RESEARCH	COVID-19	DIRECT	DEPARTMENT OF HEALTH AND HUMAN SERVICES (HHS)	VARIOUS	111,235	
93.865	COVID-19 - CHILD HEALTH AND HUMAN DEVELOPMENT EXTRAMURAL RESEARCH Total					111,235	
93.866	AGING RESEARCH		DIRECT	DEPARTMENT OF HEALTH AND HUMAN SERVICES (HHS)	VARIOUS	195,530,788	29,378,294
93.866	AGING RESEARCH		PASS-THROUGH	AMERICAN FEDERATION-AGING RESEARCH		18,609	
93.866	AGING RESEARCH		PASS-THROUGH	BANNER HEALTH	19-CSTAR-UCSF 0435-06-102815	408,807	
93.866	AGING RESEARCH		PASS-THROUGH	BOSTON UNIVERSITY	4500002826	45,213	
93.866	AGING RESEARCH		PASS-THROUGH	BOSTON UNIVERSITY	4500003052	73,266	
93.866	AGING RESEARCH		PASS-THROUGH	BOSTON UNIVERSITY	4500003691	53,380	
93.866	AGING RESEARCH		PASS-THROUGH	BOSTON UNIVERSITY	R01AG065359	63,451	
93.866	AGING RESEARCH		PASS-THROUGH	BRIGHAM AND WOMEN'S HOSPITAL	111014:10	49,956	
93.866	AGING RESEARCH		PASS-THROUGH	BRIGHAM AND WOMEN'S HOSPITAL	123216	18,834	
93.866	AGING RESEARCH		PASS-THROUGH	BRIGHAM AND WOMEN'S HOSPITAL	BRIGHAM 116678	6,310	
93.866	AGING RESEARCH		PASS-THROUGH	BRIGHAM AND WOMEN'S HOSPITAL		73,385	
93.866	AGING RESEARCH		PASS-THROUGH	BROWN UNIVERSITY	SUB 121337 (AG063689)	(93)	
93.866	AGING RESEARCH		PASS-THROUGH	BROWN UNIVERSITY	00000843	46,355	
93.866	AGING RESEARCH		PASS-THROUGH	BROWN UNIVERSITY	00001374	52,087	
93.866	AGING RESEARCH		PASS-THROUGH	BUCK INSTITUTE FOR RESEARCH ON AGING	00001388	62,698	
93.866	AGING RESEARCH		PASS-THROUGH	BUCK INSTITUTE FOR RESEARCH ON AGING	SA20026-UC	67,967	
93.866	AGING RESEARCH		PASS-THROUGH	BUCK INSTITUTE FOR RESEARCH ON AGING	SA24041-UCB	3,911	
93.866	AGING RESEARCH		PASS-THROUGH	CALIFORNIA PACIFIC MEDICAL CENTER RESEARCH INSTITUTE	20204715		

**University of California**  
**Schedule of Expenditures of Federal Awards**

*For the Fiscal Year Ended*  
*June 30, 2021*  
*(Expressed in whole dollars)*

**Research And Development Cluster**

Assistance Listing Number	Federal Program Title	Additional Award Identification	Direct / Pass-Through	Agency or Pass-Through Entity	Pass-Through No. or Other Identifier	Federal Expenditures	Passed-Through to Subrecipients
93.866	AGING RESEARCH		PASS-THROUGH	CALIFORNIA PACIFIC MEDICAL CENTER RESEARCH INSTITUTE	280201009-S200	43,484	
93.866	AGING RESEARCH		PASS-THROUGH	CALIFORNIA PACIFIC MEDICAL CENTER RESEARCH INSTITUTE	280201015-S215	14,983	
93.866	AGING RESEARCH		PASS-THROUGH	CALIFORNIA PACIFIC MEDICAL CENTER RESEARCH INSTITUTE	280201019-S236	855,708	
93.866	AGING RESEARCH		PASS-THROUGH	CALIFORNIA PACIFIC MEDICAL CENTER RESEARCH INSTITUTE	280201023-S260	23,303	
93.866	AGING RESEARCH		PASS-THROUGH	CALIFORNIA PACIFIC MEDICAL CENTER RESEARCH INSTITUTE	280201024-S279	20,444	
93.866	AGING RESEARCH		PASS-THROUGH	CALIFORNIA PACIFIC MEDICAL CENTER RESEARCH INSTITUTE	U19AG023122		
93.866	AGING RESEARCH		PASS-THROUGH	CEDARS-SINAI MEDICAL CENTER	20203428	19,251	
93.866	AGING RESEARCH		PASS-THROUGH	CEDARS-SINAI MEDICAL CENTER	SUB 1758255	59,962	
93.866	AGING RESEARCH		PASS-THROUGH	CEDARS-SINAI MEDICAL CENTER	(AG065141)		
93.866	AGING RESEARCH		PASS-THROUGH	CEDARS-SINAI MEDICAL CENTER	SUB 1760792	57,189	
93.866	AGING RESEARCH		PASS-THROUGH	CEDARS-SINAI MEDICAL CENTER	(AG065141)		
93.866	AGING RESEARCH		PASS-THROUGH	CHAPMAN UNIVERSITY		345,361	
93.866	AGING RESEARCH		PASS-THROUGH	COLUMBIA UNIVERSITY	2018-UCSB-AG054442		
93.866	AGING RESEARCH		PASS-THROUGH	COLUMBIA UNIVERSITY	1(GG010471-12)	1,379,747	
93.866	AGING RESEARCH		PASS-THROUGH	COLUMBIA UNIVERSITY	1(GG013379)	47,761	
93.866	AGING RESEARCH		PASS-THROUGH	COLUMBIA UNIVERSITY	1(GG013394-01)	21,202	
93.866	AGING RESEARCH		PASS-THROUGH	COLUMBIA UNIVERSITY	1(GG014281-01)	3,034	
93.866	AGING RESEARCH		PASS-THROUGH	COLUMBIA UNIVERSITY	1(GG014297-01)	216,588	
93.866	AGING RESEARCH		PASS-THROUGH	COLUMBIA UNIVERSITY	2(GG010471-14)	(1,520)	
93.866	AGING RESEARCH		PASS-THROUGH	COLUMBIA UNIVERSITY	3(GG012904-01)	275,921	
93.866	AGING RESEARCH		PASS-THROUGH	COLUMBIA UNIVERSITY	6(GG015822-03)	25,894	
93.866	AGING RESEARCH		PASS-THROUGH	COLUMBIA UNIVERSITY	SUB 1(GG017618-01)	109,048	
93.866	AGING RESEARCH		PASS-THROUGH	CORNELL UNIVERSITY	(AG069750)		
93.866	AGING RESEARCH		PASS-THROUGH	CORNELL UNIVERSITY	1902515	130,782	
93.866	AGING RESEARCH		PASS-THROUGH	DEPAUL UNIVERSITY	202900	290,768	
93.866	AGING RESEARCH		PASS-THROUGH	DREXEL UNIVERSITY	501436SG168	17,958	
93.866	AGING RESEARCH		PASS-THROUGH	DUKE UNIVERSITY	R01AG061116	129,397	
93.866	AGING RESEARCH		PASS-THROUGH	DUKE UNIVERSITY	2834651	18,274	
93.866	AGING RESEARCH		PASS-THROUGH	DUKE UNIVERSITY	A032694	96,872	
93.866	AGING RESEARCH		PASS-THROUGH	DUKE UNIVERSITY	A032881	3,823	
93.866	AGING RESEARCH		PASS-THROUGH	DUKE UNIVERSITY	A034476	16,852	
93.866	AGING RESEARCH		PASS-THROUGH	DUKE UNIVERSITY	SUB A032692	821,799	
93.866	AGING RESEARCH		PASS-THROUGH	DUKE UNIVERSITY	(AG063744)		
93.866	AGING RESEARCH		PASS-THROUGH	DUKE UNIVERSITY	SUB A033956	11,696	
93.866	AGING RESEARCH		PASS-THROUGH	DUKE UNIVERSITY	(AG063744)		
93.866	AGING RESEARCH		PASS-THROUGH	DUKE UNIVERSITY	SUB A033972	473,051	
93.866	AGING RESEARCH		PASS-THROUGH	EMORY UNIVERSITY	(AG063744)		
93.866	AGING RESEARCH		PASS-THROUGH	EMORY UNIVERSITY	010866	16,763	
93.866	AGING RESEARCH		PASS-THROUGH	EMORY UNIVERSITY	A148843:7	(77)	
93.866	AGING RESEARCH		PASS-THROUGH	EMORY UNIVERSITY	A229605	74,035	
93.866	AGING RESEARCH		PASS-THROUGH	EMORY UNIVERSITY	A246684	33,311	
93.866	AGING RESEARCH		PASS-THROUGH	FLORIDA STATE UNIVERSITY	R00002690	371,020	
93.866	AGING RESEARCH		PASS-THROUGH	FLORIDA STATE UNIVERSITY	R02075	(19,432)	
93.866	AGING RESEARCH		PASS-THROUGH	FRED HUTCHINSON CANCER RESEARCH CENTER	SUB 0000940803	155,427	
93.866	AGING RESEARCH		PASS-THROUGH	GEORGETOWN UNIVERSITY	(AG048209)		
93.866	AGING RESEARCH		PASS-THROUGH	GLADSTONE INSTITUTES	424369_GR424282-	48,457	
93.866	AGING RESEARCH		PASS-THROUGH	GLADSTONE INSTITUTES	UCLA		
93.866	AGING RESEARCH		PASS-THROUGH	GLADSTONE INSTITUTES	R2468-A	277,888	
93.866	AGING RESEARCH		PASS-THROUGH	GLADSTONE INSTITUTES	R2485-A	80,068	
93.866	AGING RESEARCH		PASS-THROUGH	GLADSTONE INSTITUTES	R2485-B	980	
93.866	AGING RESEARCH		PASS-THROUGH	GLADSTONE INSTITUTES	R2628-A	210,479	
93.866	AGING RESEARCH		PASS-THROUGH	GLADSTONE INSTITUTES	SC-00037	89,993	
93.866	AGING RESEARCH		PASS-THROUGH	GLADSTONE INSTITUTES	SUB SC-00004	87,492	
93.866	AGING RESEARCH		PASS-THROUGH	HARVARD UNIVERSITY	(AG064926)		
93.866	AGING RESEARCH		PASS-THROUGH	HARVARD UNIVERSITY	116360-5100251-	(1,587)	
93.866	AGING RESEARCH		PASS-THROUGH	HARVARD UNIVERSITY	PROJECT 1		
93.866	AGING RESEARCH		PASS-THROUGH	HARVARD UNIVERSITY	116362-5111695	27,351	
93.866	AGING RESEARCH		PASS-THROUGH	HARVARD UNIVERSITY	116546-5061518:8	7,420	
93.866	AGING RESEARCH		PASS-THROUGH	HEALTHY DESIGN LTD. CO.	SUB NONE	10,849	
93.866	AGING RESEARCH		PASS-THROUGH	HEBREW SENIORLIFE INC.	(R42AG059451)		
93.866	AGING RESEARCH		PASS-THROUGH	HEBREW SENIORLIFE INC.	10.10.91561	26,414	
93.866	AGING RESEARCH		PASS-THROUGH	HEBREW UNIVERSITY OF JERUSALEM	91511	8,844	
93.866	AGING RESEARCH		PASS-THROUGH	HUNTINGTON MEDICAL RESEARCH INSTITUTES	3013004523	121,093	
93.866	AGING RESEARCH		PASS-THROUGH	ICAHN SCHOOL OF MEDICINE AT MOUNT SINAI	2776	9,678	
93.866	AGING RESEARCH		PASS-THROUGH	ICAHN SCHOOL OF MEDICINE AT MOUNT SINAI	0255-B451-4609	94,763	
93.866	AGING RESEARCH		PASS-THROUGH	ICAHN SCHOOL OF MEDICINE AT MOUNT SINAI	SUB 0255-C701-4609		
93.866	AGING RESEARCH		PASS-THROUGH	INDIANA UNIVERSITY	(AG055824)	21,828	
93.866	AGING RESEARCH		PASS-THROUGH	INDIANA UNIVERSITY	7862 UCLA:3	5,373	
93.866	AGING RESEARCH		PASS-THROUGH	INDIANA UNIVERSITY	8212 UCSF	167,890	
93.866	AGING RESEARCH		PASS-THROUGH	INSTITUTE FOR MOLECULAR MEDICINE, INC. (CALIFORNIA)	IN4683237UCSF	366,396	
93.866	AGING RESEARCH		PASS-THROUGH	INSTITUTE FOR MOLECULAR MEDICINE, INC. (CALIFORNIA)	4001-UCI-DHC-2018	116,657	
93.866	AGING RESEARCH		PASS-THROUGH	INSTITUTE OF COGNITIVE AND TRANSLATIONAL NEUROSCIENCE	4001-UCI-MBJ-2018	76,178	
93.866	AGING RESEARCH		PASS-THROUGH	JOHNS HOPKINS UNIVERSITY	1002	(9,550)	
93.866	AGING RESEARCH		PASS-THROUGH	KAISER FOUNDATION RESEARCH INSTITUTION	2004171429:1	392,038	
93.866	AGING RESEARCH		PASS-THROUGH	KAISER FOUNDATION RESEARCH INSTITUTION	RF1AG069259	23,626	
93.866	AGING RESEARCH		PASS-THROUGH	KAISER FOUNDATION RESEARCH INSTITUTION		88,382	
93.866	AGING RESEARCH		PASS-THROUGH	KAISER PERMANENTE DIVISION OF RESEARCH	RNG210856		
93.866	AGING RESEARCH		PASS-THROUGH	KAISER PERMANENTE DIVISION OF RESEARCH	R01AG066132	41,830	
93.866	AGING RESEARCH		PASS-THROUGH	KAISER PERMANENTE DIVISION OF RESEARCH		56,560	
93.866	AGING RESEARCH		PASS-THROUGH	KAISER PERMANENTE DIVISION OF RESEARCH	RNG210270-UCLA	36,260	
93.866	AGING RESEARCH		PASS-THROUGH	KAISER PERMANENTE WASHINGTON HEALTH RESEARCH INSTITUTE	RNG210270-UCSF		
93.866	AGING RESEARCH		PASS-THROUGH	KAISER PERMANENTE WASHINGTON HEALTH RESEARCH INSTITUTE	012086	139,374	
93.866	AGING RESEARCH		PASS-THROUGH	KAISER PERMANENTE WASHINGTON HEALTH RESEARCH INSTITUTE	RNG210976-UCSF	129,241	
93.866	AGING RESEARCH		PASS-THROUGH	KAISER PERMANENTE WASHINGTON HEALTH RESEARCH INSTITUTE	SUB NONE (AG066567)	9,916	
93.866	AGING RESEARCH		PASS-THROUGH	KAISER PERMANENTE WASHINGTON HEALTH RESEARCH INSTITUTE	SUB RNG002694-		
93.866	AGING RESEARCH		PASS-THROUGH	KECK GRADUATE INSTITUTE OF APPLIED LIFE SCIENCES	BUDG01-UCSD-00 (	50,031	
93.866	AGING RESEARCH		PASS-THROUGH	MAGEE-WOMENS HOSPITAL, RESEARCH INSTITUTE AND FOUNDATION	GR750005UCI	33,770	
93.866	AGING RESEARCH		PASS-THROUGH	MAGEE-WOMENS HOSPITAL, RESEARCH INSTITUTE AND FOUNDATION	5246	52,131	
93.866	AGING RESEARCH		PASS-THROUGH	MAGEE-WOMENS HOSPITAL, RESEARCH INSTITUTE AND FOUNDATION	5246 UCSF	110,370	

**University of California**  
**Schedule of Expenditures of Federal Awards**

*For the Fiscal Year Ended*  
*June 30, 2021*  
*(Expressed in whole dollars)*

**Research And Development Cluster**

Assistance Listing Number	Federal Program Title	Additional Award Identification	Direct / Pass-Through	Agency or Pass-Through Entity	Pass-Through No. or Other Identifier	Federal Expenditures	Passed-Through to Subrecipients
93.866	AGING RESEARCH		PASS-THROUGH	MASSACHUSETTS GENERAL HOSPITAL	235290	59,771	
93.866	AGING RESEARCH		PASS-THROUGH	MASSACHUSETTS GENERAL HOSPITAL	SUB 231823 (AG058256)	11,914	
93.866	AGING RESEARCH		PASS-THROUGH	MAYO CLINIC/MAYO FOUNDATION FOR MEDICAL EDUCATION & RESEARCH	BETA-D8227	69,938	
93.866	AGING RESEARCH		PASS-THROUGH	MAYO CLINIC/MAYO FOUNDATION FOR MEDICAL EDUCATION & RESEARCH	CLA-263134-01	50,231	
93.866	AGING RESEARCH		PASS-THROUGH	MAYO CLINIC/MAYO FOUNDATION FOR MEDICAL EDUCATION & RESEARCH	CSF-234899-02	136,291	
93.866	AGING RESEARCH		PASS-THROUGH	MAYO CLINIC/MAYO FOUNDATION FOR MEDICAL EDUCATION & RESEARCH	FOR-263134	1,754,282	
93.866	AGING RESEARCH		PASS-THROUGH	MAYO CLINIC/MAYO FOUNDATION FOR MEDICAL EDUCATION & RESEARCH	LAC-263134	123,401	
93.866	AGING RESEARCH		PASS-THROUGH	MAYO CLINIC/MAYO FOUNDATION FOR MEDICAL EDUCATION & RESEARCH	SUB SAN-263134	76,795	
93.866	AGING RESEARCH		PASS-THROUGH	MAYO CLINIC/MAYO FOUNDATION FOR MEDICAL EDUCATION & RESEARCH	(AG063911)		
93.866	AGING RESEARCH		PASS-THROUGH	MAYO CLINIC/MAYO FOUNDATION FOR MEDICAL EDUCATION & RESEARCH	SUB SAN-263134/PO	27,934	
93.866	AGING RESEARCH		PASS-THROUGH	MAYO CLINIC/MAYO FOUNDATION FOR MEDICAL EDUCATION & RESEARCH	#67115777 (A	1,272	
93.866	AGING RESEARCH		PASS-THROUGH	MEDICAL EDUCATION & RESEARCH	VER-263134		
93.866	AGING RESEARCH		PASS-THROUGH	MODULATED IMAGING, INC.	MI-205626	8,351	
93.866	AGING RESEARCH		PASS-THROUGH	NEUROFIT	SUB 20193794	26,758	
93.866	AGING RESEARCH		PASS-THROUGH		(AG066427)		
93.866	AGING RESEARCH		PASS-THROUGH	NORTHWESTERN UNIVERSITY	60047861UCSF	125,274	
93.866	AGING RESEARCH		PASS-THROUGH	NORTHWESTERN UNIVERSITY	60047943 UCLA-02	31,469	
93.866	AGING RESEARCH		PASS-THROUGH	NORTHWESTERN UNIVERSITY	60050621 UCSF	271,079	
93.866	AGING RESEARCH		PASS-THROUGH	NORTHWESTERN UNIVERSITY	60053507 UCLA	28,946	
93.866	AGING RESEARCH		PASS-THROUGH	NORTHWESTERN UNIVERSITY	60055985 UCSF	2,595	
93.866	AGING RESEARCH		PASS-THROUGH	NORTHWESTERN UNIVERSITY	SUB 60048330 UCSD	116,341	
93.866	AGING RESEARCH		PASS-THROUGH		(AG057441)		
93.866	AGING RESEARCH		PASS-THROUGH	NORTHWESTERN UNIVERSITY	SUB 60051680 UCSD	59,526	
93.866	AGING RESEARCH		PASS-THROUGH		(AG060426)		
93.866	AGING RESEARCH		PASS-THROUGH	OHIO STATE UNIVERSITY	SUB	10,130	
93.866	AGING RESEARCH		PASS-THROUGH		60051415(AG050725)		
93.866	AGING RESEARCH		PASS-THROUGH	PACIFIC HEALTH RESEARCH AND EDUCATION INSTITUTE	21704-03	264,522	
93.866	AGING RESEARCH		PASS-THROUGH	PACIFIC HEALTH RESEARCH AND EDUCATION INSTITUTE	SUB 21704-02	508,649	
93.866	AGING RESEARCH		PASS-THROUGH	PACIFIC HEALTH RESEARCH AND EDUCATION INSTITUTE	(AG056499)		
93.866	AGING RESEARCH		PASS-THROUGH	PACIFIC HEALTH RESEARCH AND EDUCATION INSTITUTE	SUB 21603-02 (	892	
93.866	AGING RESEARCH		PASS-THROUGH		AG053983)		
93.866	AGING RESEARCH		PASS-THROUGH	PALO ALTO VETERANS INSTITUTE FOR RESEARCH, INC.	CUA0003-03	16,183	
93.866	AGING RESEARCH		PASS-THROUGH	PALO ALTO VETERANS INSTITUTE FOR RESEARCH, INC.	R01AG060726	118,914	
93.866	AGING RESEARCH		PASS-THROUGH	PEKING UNIVERSITY	2021001	1,764	
93.866	AGING RESEARCH		PASS-THROUGH	PENNSYLVANIA STATE UNIVERSITY	5812-UCI-UWM-K562	15,329	
93.866	AGING RESEARCH		PASS-THROUGH	PEOPLE POWER COMPANY	045076	469,940	
93.866	AGING RESEARCH		PASS-THROUGH	RENDEVER	SB200061	9,802	
93.866	AGING RESEARCH		PASS-THROUGH	RENSELAER POLYTECHNIC INSTITUTE	A20-0021-S001	84,748	
93.866	AGING RESEARCH		PASS-THROUGH	RENSELAER POLYTECHNIC INSTITUTE	A21-0052-S001	16,500	
93.866	AGING RESEARCH		PASS-THROUGH	SALK INSTITUTE FOR BIOLOGICAL STUDIES	A19-0036-S003	56,139	
93.866	AGING RESEARCH		PASS-THROUGH	SALK INSTITUTE FOR BIOLOGICAL STUDIES	SUB A19-0036-S002-A01	22,399	
93.866	AGING RESEARCH		PASS-THROUGH		(AG0640		
93.866	AGING RESEARCH		PASS-THROUGH	SALK INSTITUTE FOR BIOLOGICAL STUDIES	SUB A21-0003-S001	79,299	
93.866	AGING RESEARCH		PASS-THROUGH		(AG068635)		
93.866	AGING RESEARCH		PASS-THROUGH	SANFORD BURNHAM PREBYS MEDICAL DISCOVERY INSTITUTE	70032-13516-UCI	6,785	
93.866	AGING RESEARCH		PASS-THROUGH	SANFORD BURNHAM PREBYS MEDICAL DISCOVERY INSTITUTE	SUB	18,738	
93.866	AGING RESEARCH		PASS-THROUGH	SANFORD BURNHAM PREBYS MEDICAL DISCOVERY INSTITUTE	20201587(AG065387)		
93.866	AGING RESEARCH		PASS-THROUGH	SANFORD BURNHAM PREBYS MEDICAL DISCOVERY INSTITUTE	SUB 69990-13317-UCSD	72,317	
93.866	AGING RESEARCH		PASS-THROUGH	SANFORD BURNHAM PREBYS MEDICAL DISCOVERY INSTITUTE	( AG07...		
93.866	AGING RESEARCH		PASS-THROUGH	SANFORD BURNHAM PREBYS MEDICAL DISCOVERY INSTITUTE	SUB 69990-13318-UCSD	50,524	
93.866	AGING RESEARCH		PASS-THROUGH		(AG071...		
93.866	AGING RESEARCH		PASS-THROUGH	SRI INTERNATIONAL	PO35208	172,793	
93.866	AGING RESEARCH		PASS-THROUGH	STANFORD UNIVERSITY	61624544-45510	157,515	
93.866	AGING RESEARCH		PASS-THROUGH	STANFORD UNIVERSITY	61626840-127916	78,588	
93.866	AGING RESEARCH		PASS-THROUGH	STANFORD UNIVERSITY	62445802-147289	7,896	
93.866	AGING RESEARCH		PASS-THROUGH	STANFORD UNIVERSITY	SUB: 61626841-127916	102,166	
93.866	AGING RESEARCH		PASS-THROUGH		(AG057707		
93.866	AGING RESEARCH		PASS-THROUGH	STATE UNIVERSITY OF NEW YORK	SUB 1157497 - 86373	3,429	
93.866	AGING RESEARCH		PASS-THROUGH		(AG0649550		
93.866	AGING RESEARCH		PASS-THROUGH	SUTTER BAY HOSPITALS	SUB 280201023-S258	15,356	
93.866	AGING RESEARCH		PASS-THROUGH		(AG061085)		
93.866	AGING RESEARCH		PASS-THROUGH	SUTTER BAY HOSPITALS	SUB-280201024/S284-	15,667	
93.866	AGING RESEARCH		PASS-THROUGH		AG066671		
93.866	AGING RESEARCH		PASS-THROUGH	SUTTER WEST BAY HOSPITALS	007915	10,350	
93.866	AGING RESEARCH		PASS-THROUGH	SUTTER WEST BAY HOSPITALS	010412	357,902	
93.866	AGING RESEARCH		PASS-THROUGH	SUTTER WEST BAY HOSPITALS	280201015-S216	63,325	
93.866	AGING RESEARCH		PASS-THROUGH	SUTTER WEST BAY MEDICAL FOUNDATION	280201018-S274	102,451	
93.866	AGING RESEARCH		PASS-THROUGH	TUFTS UNIVERSITY	103065-00001	44,124	
93.866	AGING RESEARCH		PASS-THROUGH	TULANE UNIVERSITY	TUL-HSC-557709-19/20	32,911	
93.866	AGING RESEARCH		PASS-THROUGH	UNIVERSITY OF ARIZONA	310311	386,415	
93.866	AGING RESEARCH		PASS-THROUGH	UNIVERSITY OF CENTRAL FLORIDA	R01AG054621	27,564	
93.866	AGING RESEARCH		PASS-THROUGH	UNIVERSITY OF CHICAGO	FP056715-C-4	268,026	
93.866	AGING RESEARCH		PASS-THROUGH	UNIVERSITY OF COLORADO COLORADO SPRINGS		(6,702)	
93.866	AGING RESEARCH		PASS-THROUGH	UNIVERSITY OF COLORADO DENVER	FY20.001.017		
93.866	AGING RESEARCH		PASS-THROUGH	UNIVERSITY OF COLORADO DENVER	FY18.792.002	(2,245)	
93.866	AGING RESEARCH		PASS-THROUGH	UNIVERSITY OF COLORADO DENVER	FY19.572.002	220,296	
93.866	AGING RESEARCH		PASS-THROUGH			222,552	
93.866	AGING RESEARCH		PASS-THROUGH		SUB		
93.866	AGING RESEARCH		PASS-THROUGH	UNIVERSITY OF FLORIDA	FY20.930.002(AG05913)		
93.866	AGING RESEARCH		PASS-THROUGH		SUB 00001881	29,618	
93.866	AGING RESEARCH		PASS-THROUGH	UNIVERSITY OF FLORIDA	(R37AG033906)		
93.866	AGING RESEARCH		PASS-THROUGH	UNIVERSITY OF MARYLAND	SUB00002472	12,160	
93.866	AGING RESEARCH		PASS-THROUGH		1903395 REQUEST:	306,324	
93.866	AGING RESEARCH		PASS-THROUGH	UNIVERSITY OF MARYLAND, BALTIMORE	2412		
93.866	AGING RESEARCH		PASS-THROUGH	UNIVERSITY OF MASSACHUSETTS AMHERST	R56AG068673	14,631	
93.866	AGING RESEARCH		PASS-THROUGH			31,975	
93.866	AGING RESEARCH		PASS-THROUGH	UNIVERSITY OF MASSACHUSETTS AMHERST	OSP27336-01	8,295	
93.866	AGING RESEARCH		PASS-THROUGH		OSP32709-00		
93.866	AGING RESEARCH		PASS-THROUGH	UNIVERSITY OF MIAMI	SPC-000392	85	
93.866	AGING RESEARCH		PASS-THROUGH	UNIVERSITY OF MICHIGAN	5R03AG060073-02	217	
93.866	AGING RESEARCH		PASS-THROUGH	UNIVERSITY OF MICHIGAN	AWD00003000 (135310-5)	10,358	
93.866	AGING RESEARCH		PASS-THROUGH				
93.866	AGING RESEARCH		PASS-THROUGH	UNIVERSITY OF MICHIGAN	R01AG056407	38,978	
93.866	AGING RESEARCH		PASS-THROUGH	UNIVERSITY OF MICHIGAN	SUBK00003638	32,193	
93.866	AGING RESEARCH		PASS-THROUGH	UNIVERSITY OF MICHIGAN	U01AG017719	6,090	
93.866	AGING RESEARCH		PASS-THROUGH	UNIVERSITY OF MINNESOTA	A006835803	26,535	

University of California  
Schedule of Expenditures of Federal Awards

For the Fiscal Year Ended  
June 30, 2021  
(Expressed in whole dollars)

Research And Development Cluster

Assistance Listing Number	Federal Program Title	Additional Award Identification	Direct / Pass-Through	Agency or Pass-Through Entity	Pass-Through No. or Other Identifier	Federal Expenditures	Passed-Through to Subrecipients
93.866	AGING RESEARCH		PASS-THROUGH	UNIVERSITY OF NORTH TEXAS	RF00105-2018-0020	21,958	
93.866	AGING RESEARCH		PASS-THROUGH	UNIVERSITY OF NORTH TEXAS	SUB RF00197-2020-0349 (AG0...	126,231	
93.866	AGING RESEARCH		PASS-THROUGH	UNIVERSITY OF NORTH TEXAS	SUB RF00016-2017-0033(AG051848	33,662	
93.866	AGING RESEARCH		PASS-THROUGH	UNIVERSITY OF NORTH TEXAS	SUB RF00029-2019-0045 (AG05184	19,883	
93.866	AGING RESEARCH		PASS-THROUGH	UNIVERSITY OF NORTH TEXAS	SUB RF00032-2019-0101 (AG05853	5,723	
93.866	AGING RESEARCH		PASS-THROUGH	UNIVERSITY OF NORTH TEXAS	SUB RF00110-2018-0022(AG058252	210,589	
93.866	AGING RESEARCH		PASS-THROUGH	UNIVERSITY OF PENNSYLVANIA	571660	145,714	
93.866	AGING RESEARCH		PASS-THROUGH	UNIVERSITY OF PENNSYLVANIA	579679	1,888	
93.866	AGING RESEARCH		PASS-THROUGH	UNIVERSITY OF PENNSYLVANIA	580820	78,068	
93.866	AGING RESEARCH		PASS-THROUGH	UNIVERSITY OF PENNSYLVANIA	SUB 20201585 (AG069130)	96,121	
93.866	AGING RESEARCH		PASS-THROUGH	UNIVERSITY OF PENNSYLVANIA	SUB 579015 (AG061173)	432,130	56,429
93.866	AGING RESEARCH		PASS-THROUGH	UNIVERSITY OF PITTSBURGH	0046842 (126362-2)4	(600)	
93.866	AGING RESEARCH		PASS-THROUGH	UNIVERSITY OF PITTSBURGH	AWD00002130 (134286-7)	1,053,519	
93.866	AGING RESEARCH		PASS-THROUGH	UNIVERSITY OF PITTSBURGH	AWD00003000 (135310-11)	6,717	
93.866	AGING RESEARCH		PASS-THROUGH	UNIVERSITY OF PITTSBURGH	AWD00003000 (135310-2)	358,117	
93.866	AGING RESEARCH		PASS-THROUGH	UNIVERSITY OF PITTSBURGH	CNVA00047610 (132509-1)	88,670	
93.866	AGING RESEARCH		PASS-THROUGH	UNIVERSITY OF PITTSBURGH	CNVA00050794 (128001-2)3	88,275	
93.866	AGING RESEARCH		PASS-THROUGH	UNIVERSITY OF PITTSBURGH	U19AG063720	184,492	28,530
93.866	AGING RESEARCH		PASS-THROUGH	UNIVERSITY OF SOUTH FLORIDA	1253-1118-00-A	247,263	
93.866	AGING RESEARCH		PASS-THROUGH	UNIVERSITY OF SOUTH FLORIDA	6118-1082-00-C	78,483	
93.866	AGING RESEARCH		PASS-THROUGH	UNIVERSITY OF SOUTHERN CALIFORNIA	010210	84,684	
93.866	AGING RESEARCH		PASS-THROUGH	UNIVERSITY OF SOUTHERN CALIFORNIA	010298	115,391	
93.866	AGING RESEARCH		PASS-THROUGH	UNIVERSITY OF SOUTHERN CALIFORNIA	012054	11,208	
93.866	AGING RESEARCH		PASS-THROUGH	UNIVERSITY OF SOUTHERN CALIFORNIA	103118915:1	164,244	
93.866	AGING RESEARCH		PASS-THROUGH	UNIVERSITY OF SOUTHERN CALIFORNIA	105741448	195,696	
93.866	AGING RESEARCH		PASS-THROUGH	UNIVERSITY OF SOUTHERN CALIFORNIA	105751256	70,642	
93.866	AGING RESEARCH		PASS-THROUGH	UNIVERSITY OF SOUTHERN CALIFORNIA	105828736:1	39,047	
93.866	AGING RESEARCH		PASS-THROUGH	UNIVERSITY OF SOUTHERN CALIFORNIA	106132015	84,198	
93.866	AGING RESEARCH		PASS-THROUGH	UNIVERSITY OF SOUTHERN CALIFORNIA	107784754	119,136	
93.866	AGING RESEARCH		PASS-THROUGH	UNIVERSITY OF SOUTHERN CALIFORNIA	107897015	(656)	
93.866	AGING RESEARCH		PASS-THROUGH	UNIVERSITY OF SOUTHERN CALIFORNIA	109150990	19,103	
93.866	AGING RESEARCH		PASS-THROUGH	UNIVERSITY OF SOUTHERN CALIFORNIA	110869109	21,992	
93.866	AGING RESEARCH		PASS-THROUGH	UNIVERSITY OF SOUTHERN CALIFORNIA	117147219	36,008	
93.866	AGING RESEARCH		PASS-THROUGH	UNIVERSITY OF SOUTHERN CALIFORNIA	117340131	3,344	
93.866	AGING RESEARCH		PASS-THROUGH	UNIVERSITY OF SOUTHERN CALIFORNIA	120119676	156,315	
93.866	AGING RESEARCH		PASS-THROUGH	UNIVERSITY OF SOUTHERN CALIFORNIA	124448434	184,107	
93.866	AGING RESEARCH		PASS-THROUGH	UNIVERSITY OF SOUTHERN CALIFORNIA	124994341	97,102	
93.866	AGING RESEARCH		PASS-THROUGH	UNIVERSITY OF SOUTHERN CALIFORNIA	125149718	19,282	
93.866	AGING RESEARCH		PASS-THROUGH	UNIVERSITY OF SOUTHERN CALIFORNIA	125547898	46,267	
93.866	AGING RESEARCH		PASS-THROUGH	UNIVERSITY OF SOUTHERN CALIFORNIA	129612812	6,363	
93.866	AGING RESEARCH		PASS-THROUGH	UNIVERSITY OF SOUTHERN CALIFORNIA	131420977	7,668	
93.866	AGING RESEARCH		PASS-THROUGH	UNIVERSITY OF SOUTHERN CALIFORNIA	132811498	5,035	
93.866	AGING RESEARCH		PASS-THROUGH	UNIVERSITY OF SOUTHERN CALIFORNIA	136918461	188,766	
93.866	AGING RESEARCH		PASS-THROUGH	UNIVERSITY OF SOUTHERN CALIFORNIA	137876613	27,668	
93.866	AGING RESEARCH		PASS-THROUGH	UNIVERSITY OF SOUTHERN CALIFORNIA	138888987	10,056	
93.866	AGING RESEARCH		PASS-THROUGH	UNIVERSITY OF SOUTHERN CALIFORNIA	54096768:5	17,733	
93.866	AGING RESEARCH		PASS-THROUGH	UNIVERSITY OF SOUTHERN CALIFORNIA	75684673-CYC2	(13,858)	
93.866	AGING RESEARCH		PASS-THROUGH	UNIVERSITY OF SOUTHERN CALIFORNIA	75696718	6,293	
93.866	AGING RESEARCH		PASS-THROUGH	UNIVERSITY OF SOUTHERN CALIFORNIA	78389953:4	217	
93.866	AGING RESEARCH		PASS-THROUGH	UNIVERSITY OF SOUTHERN CALIFORNIA	79635074:02	81,223	
93.866	AGING RESEARCH		PASS-THROUGH	UNIVERSITY OF SOUTHERN CALIFORNIA	79685690	102,940	
93.866	AGING RESEARCH		PASS-THROUGH	UNIVERSITY OF SOUTHERN CALIFORNIA	80108370:4	70,117	
93.866	AGING RESEARCH		PASS-THROUGH	UNIVERSITY OF SOUTHERN CALIFORNIA	87544370	48,271	
93.866	AGING RESEARCH		PASS-THROUGH	UNIVERSITY OF SOUTHERN CALIFORNIA	96456291:2	62,766	
93.866	AGING RESEARCH		PASS-THROUGH	UNIVERSITY OF SOUTHERN CALIFORNIA	R01AG063689	16,730	10,200
93.866	AGING RESEARCH		PASS-THROUGH	UNIVERSITY OF SOUTHERN CALIFORNIA	SUB 103366912(AG047992)	33	
93.866	AGING RESEARCH		PASS-THROUGH	UNIVERSITY OF SOUTHERN CALIFORNIA	SUB 107080396(AG055367)	147,432	11,786
93.866	AGING RESEARCH		PASS-THROUGH	UNIVERSITY OF SOUTHERN CALIFORNIA	SUB 109161761 (AG059329)	31,079	
93.866	AGING RESEARCH		PASS-THROUGH	UNIVERSITY OF SOUTHERN CALIFORNIA	SUB 112743702 (AG060470)	78,247	
93.866	AGING RESEARCH		PASS-THROUGH	UNIVERSITY OF SOUTHERN CALIFORNIA	SUB 120045183 (AG063689)	(10,783)	
93.866	AGING RESEARCH		PASS-THROUGH	UNIVERSITY OF SOUTHERN CALIFORNIA	SUB 79634313 (WEI2015-01)	10,041	
93.866	AGING RESEARCH		PASS-THROUGH	UNIVERSITY OF SOUTHERN CALIFORNIA	U24AG057437	220,742	
93.866	AGING RESEARCH		PASS-THROUGH	UNIVERSITY OF TEXAS HEALTH SCIENCE CENTER AT HOUSTON	SA0000466	18,089	
93.866	AGING RESEARCH		PASS-THROUGH	UNIVERSITY OF TEXAS HEALTH SCIENCE CENTER AT HOUSTON	SUB SA0000467 (AG063946)	72,304	
93.866	AGING RESEARCH		PASS-THROUGH	UNIVERSITY OF TEXAS HEALTH SCIENCE CENTER AT HOUSTON	168723/168721	84,994	
93.866	AGING RESEARCH		PASS-THROUGH	UNIVERSITY OF TEXAS HEALTH SCIENCE CENTER AT SAN ANTONIO	R01AG054076	289,277	
93.866	AGING RESEARCH		PASS-THROUGH	UNIVERSITY OF TEXAS MEDICAL BRANCH AT GALVESTON	19-84765-02	689	
93.866	AGING RESEARCH		PASS-THROUGH	UNIVERSITY OF TEXAS SYSTEM	18-018:2	7,105	
93.866	AGING RESEARCH		PASS-THROUGH	UNIVERSITY OF TEXAS-AUSTIN	1R01AG046460-01A1	15,499	
93.866	AGING RESEARCH		PASS-THROUGH	UNIVERSITY OF TEXAS-SOUTHWESTERN	PO: 0000002074 GMO: 210910	19,405	
93.866	AGING RESEARCH		PASS-THROUGH	MEDICAL CENTER AT DALLAS	R56AG058543	274	
93.866	AGING RESEARCH		PASS-THROUGH	UNIVERSITY OF WASHINGTON	SUB 752710 (AG16976)	47,151	
93.866	AGING RESEARCH		PASS-THROUGH	UNIVERSITY OF WASHINGTON	SUB UWSC10150 (AG056711)	54,887	
93.866	AGING RESEARCH		PASS-THROUGH	UNIVERSITY OF WASHINGTON	UWSC10655	45,357	
93.866	AGING RESEARCH		PASS-THROUGH	UNIVERSITY OF WASHINGTON	UWSC7732	113,564	
93.866	AGING RESEARCH		PASS-THROUGH	UNIVERSITY OF WASHINGTON	UWSC7735	26,918	
93.866	AGING RESEARCH		PASS-THROUGH	UNIVERSITY OF WASHINGTON	UWSC9789	47,452	
93.866	AGING RESEARCH		PASS-THROUGH	UNIVERSITY OF WISCONSIN-MADISON	0000000104	85,405	
93.866	AGING RESEARCH		PASS-THROUGH	UNIVERSITY OF WISCONSIN-MADISON	0000000105	73,244	
93.866	AGING RESEARCH		PASS-THROUGH	UNIVERSITY OF WISCONSIN-MADISON	0000000106	175,729	
93.866	AGING RESEARCH		PASS-THROUGH	UNIVERSITY OF WISCONSIN-MADISON	0000000275	115,908	

University of California  
Schedule of Expenditures of Federal Awards

For the Fiscal Year Ended  
June 30, 2021  
(Expressed in whole dollars)

Research And Development Cluster

Assistance Listing Number	Federal Program Title	Additional Award Identification	Direct / Pass-Through	Agency or Pass-Through Entity	Pass-Through No. or Other Identifier	Federal Expenditures	Passed-Through to Subrecipients
93.866	AGING RESEARCH		PASS-THROUGH	UNIVERSITY OF WISCONSIN-MADISON	011439	95,216	
93.866	AGING RESEARCH		PASS-THROUGH	UNIVERSITY OF WISCONSIN-MADISON	674K660	(13,100)	
93.866	AGING RESEARCH		PASS-THROUGH	UNIVERSITY OF WISCONSIN-MADISON	708K363.3	108,070	
93.866	AGING RESEARCH		PASS-THROUGH	UNIVERSITY OF WISCONSIN-MADISON	809K012.2	(336)	
93.866	AGING RESEARCH		PASS-THROUGH	UNIVERSITY OF WISCONSIN-MADISON	SUB 0000000038	329,382	
93.866	AGING RESEARCH		PASS-THROUGH	UNIVERSITY OF WISCONSIN-MADISON	(AG048218)		
93.866	AGING RESEARCH		PASS-THROUGH	UNIVERSITY OF WISCONSIN-MADISON	SUB 793K041	65,618	
93.866	AGING RESEARCH		PASS-THROUGH	VETERANS MEDICAL RESEARCH FOUNDATION OF SAN DIEGO	(AG057784)		
93.866	AGING RESEARCH		PASS-THROUGH	VETERANS MEDICAL RESEARCH FOUNDATION OF SAN DIEGO	VPA HAUGER 323479	15,694	
93.866	AGING RESEARCH		PASS-THROUGH	VETERANS MEDICAL RESEARCH FOUNDATION OF SAN DIEGO	(1R01AG0653		
93.866	AGING RESEARCH		PASS-THROUGH	VIVREON BIOSCIENCES, LLC	VPA RISSMAN 323477	5,431	
93.866	AGING RESEARCH		PASS-THROUGH	VIVREON BIOSCIENCES, LLC	(1R01AG0653		
93.866	AGING RESEARCH		PASS-THROUGH	VIVREON BIOSCIENCES, LLC	VB-5573078	(176)	
93.866	AGING RESEARCH		PASS-THROUGH	WAKE FOREST UNIVERSITY	VB-5596668	112,667	
93.866	AGING RESEARCH		PASS-THROUGH	WAKE FOREST UNIVERSITY	101720-551083.1	389,746	
93.866	AGING RESEARCH		PASS-THROUGH	WAKE FOREST UNIVERSITY	SUB 101720-554012	233,694	
93.866	AGING RESEARCH		PASS-THROUGH	WAKE FOREST UNIVERSITY	(AG054523)		
93.866	AGING RESEARCH		PASS-THROUGH	WAKE FOREST UNIVERSITY	SUB 491-101720-114409	18,459	
93.866	AGING RESEARCH		PASS-THROUGH	WAKE FOREST UNIVERSITY	(AG05..		
93.866	AGING RESEARCH		PASS-THROUGH	WAKE FOREST UNIVERSITY HEALTH SCIENCES	SUB WFUHS 118269	1,844	
93.866	AGING RESEARCH		PASS-THROUGH	WASHINGTON UNIVERSITY IN ST. LOUIS	(AG060897)		
93.866	AGING RESEARCH		PASS-THROUGH	WASHINGTON UNIVERSITY IN ST. LOUIS	108-101720-550134		
93.866	AGING RESEARCH		PASS-THROUGH	WASHINGTON UNIVERSITY IN ST. LOUIS	SUB WU-14-333	51,598	
93.866	AGING RESEARCH		PASS-THROUGH	WASHINGTON UNIVERSITY IN ST. LOUIS	(AG032438)		
93.866	AGING RESEARCH		PASS-THROUGH	WASHINGTON UNIVERSITY IN ST. LOUIS	SUB WU-15-135	229,844	
93.866	AGING RESEARCH		PASS-THROUGH	WASHINGTON UNIVERSITY IN ST. LOUIS	(AG049369)		
93.866	AGING RESEARCH		PASS-THROUGH	WASHINGTON UNIVERSITY IN ST. LOUIS	SUB WU-19-	148	
93.866	AGING RESEARCH		PASS-THROUGH	WASHINGTON UNIVERSITY IN ST. LOUIS	168(AG049369)		
93.866	AGING RESEARCH		PASS-THROUGH	WASHINGTON UNIVERSITY IN ST. LOUIS	SUB WU-19-	55,810	
93.866	AGING RESEARCH		PASS-THROUGH	WASHINGTON UNIVERSITY IN ST. LOUIS	281(AG053267)		
93.866	AGING RESEARCH		PASS-THROUGH	WASHINGTON UNIVERSITY IN ST. LOUIS	SUB-WU-17-344	118,460	
93.866	AGING RESEARCH		PASS-THROUGH	WASHINGTON UNIVERSITY IN ST. LOUIS	(P01AG051443)		
93.866	AGING RESEARCH		PASS-THROUGH	WASHINGTON UNIVERSITY IN ST. LOUIS	WU-18-425-MOD-1	17,685	
93.866	AGING RESEARCH		PASS-THROUGH	WASHINGTON UNIVERSITY IN ST. LOUIS	WU-19-310-CYC1	61,613	
93.866	AGING RESEARCH		PASS-THROUGH	WASHINGTON UNIVERSITY IN ST. LOUIS	WU-20-385	594,240	
93.866	AGING RESEARCH		PASS-THROUGH	WELLTH INC.	SUB	34,537	
93.866	AGING RESEARCH		PASS-THROUGH	YALE UNIVERSITY	20181172(AG056184)		
93.866	AGING RESEARCH		PASS-THROUGH	YALE UNIVERSITY	GR101447 (CON-	56,439	
93.866	AGING RESEARCH		PASS-THROUGH	YALE UNIVERSITY	80001091).03		
93.866	AGING RESEARCH		PASS-THROUGH	YALE UNIVERSITY	GR104659(CON-	(3)	
93.866	AGING RESEARCH		PASS-THROUGH	YALE UNIVERSITY	80001481).1		
93.866	AGING RESEARCH		PASS-THROUGH	YESHIVA UNIVERSITY	COH-57606	(1,403)	
93.866	AGING RESEARCH		PASS-THROUGH	RUTGERS	0460	91,583	
93.866	AGING RESEARCH		PASS-THROUGH	NORTHERN CALIFORNIA INSTITUTE FOR RESEARCH AND EDUCATION	STE2196-05	36,421	
93.866	AGING RESEARCH		PASS-THROUGH	NORTHERN CALIFORNIA INSTITUTE FOR RESEARCH AND EDUCATION	U19AG024904	133,960	
93.866	AGING RESEARCH		PASS-THROUGH	NORTHERN CALIFORNIA INSTITUTE FOR RESEARCH AND EDUCATION	WEI2015-02	112,986	
93.866	AGING RESEARCH		PASS-THROUGH	NORTHERN CALIFORNIA INSTITUTE FOR RESEARCH AND EDUCATION	WEI2015-07	318,250	
93.866	AGING RESEARCH		PASS-THROUGH	NORTHERN CALIFORNIA INSTITUTE FOR RESEARCH AND EDUCATION	WEI2015-18	206,279	
93.866	AGING RESEARCH		PASS-THROUGH	UNIVERSITY OF COLORADO SYSTEM	FY20.630.007:1	50,394	28,304
93.866	AGING RESEARCH		PASS-THROUGH	LOMA LINDA UNIVERSITY	2190077	143,507	
93.866	AGING RESEARCH		PASS-THROUGH	SUNY UNIVERSITY AT BUFFALO	SUB R1221945	74,969	
93.866	AGING RESEARCH		PASS-THROUGH	RESEARCH FOUNDATION FOR STATE UNIVERSITY OF NEW YORK	(AG063659)		
93.866	AGING RESEARCH		PASS-THROUGH	RESEARCH FOUNDATION FOR STATE UNIVERSITY OF NEW YORK	010663	32,709	
93.866	AGING RESEARCH Total					224,721,763	29,513,543
93.866	COVID-19 - AGING RESEARCH	COVID-19	DIRECT	DEPARTMENT OF HEALTH AND HUMAN SERVICES (HHS)	VARIOUS	2,698,573	259,576
93.866	COVID-19 - AGING RESEARCH	COVID-19	PASS-THROUGH	WAKE FOREST UNIVERSITY	289-101720-441385	9,679	
93.866	COVID-19 - AGING RESEARCH Total					2,708,252	259,576
93.867	VISION RESEARCH		DIRECT	DEPARTMENT OF HEALTH AND HUMAN SERVICES (HHS)	VARIOUS	62,648,752	3,857,091
93.867	VISION RESEARCH		PASS-THROUGH	BAYLOR COLLEGE OF MEDICINE	7000000842		
93.867	VISION RESEARCH		PASS-THROUGH	BOSTON UNIVERSITY	SUB 4500003692	854,883	
93.867	VISION RESEARCH		PASS-THROUGH	CALIFORNIA INSTITUTE OF TECHNOLOGY	(EY030727)	77,622	
93.867	VISION RESEARCH		PASS-THROUGH	CALIFORNIA INSTITUTE OF TECHNOLOGY	CIT 21B-1094432	(727)	
93.867	VISION RESEARCH		PASS-THROUGH	CASE WESTERN RESERVE UNIVERSITY	S378172-04	66,619	
93.867	VISION RESEARCH		PASS-THROUGH	CHILDREN'S HOSPITAL MEDICAL CENTER OF CINCINNATI	5R01EY022052-6	(523)	
93.867	VISION RESEARCH		PASS-THROUGH	CLEVELAND CLINIC LERNER COLLEGE OF MEDICINE	309380	867	
93.867	VISION RESEARCH		PASS-THROUGH	CORNELL UNIVERSITY	R21EY031087	3,872	
93.867	VISION RESEARCH		PASS-THROUGH	CORNELL UNIVERSITY	161219952	22,288	
93.867	VISION RESEARCH		PASS-THROUGH	CORNELL UNIVERSITY	R01EY027036	4,106	
93.867	VISION RESEARCH		PASS-THROUGH	DOHENY EYE INSTITUTE	R01NS 104926	290,645	
93.867	VISION RESEARCH		PASS-THROUGH	DUKE UNIVERSITY	18242UCI	131,915	
93.867	VISION RESEARCH		PASS-THROUGH	GEORGE MASON UNIVERSITY	A034049	51,059	
93.867	VISION RESEARCH		PASS-THROUGH	GEORGE MASON UNIVERSITY	E2048122	235,595	
93.867	VISION RESEARCH		PASS-THROUGH	GREATER BALTIMORE MEDICAL CENTER	R01EY029715	9,187	
93.867	VISION RESEARCH		PASS-THROUGH	ILLINOIS INSTITUTE OF TECHNOLOGY	20194713	16,175	
93.867	VISION RESEARCH		PASS-THROUGH	JABE CENTER FOR HEALTH RESEARCH, INC.	SA19-0101-S001	460,323	
93.867	VISION RESEARCH		PASS-THROUGH	JABE CENTER FOR HEALTH RESEARCH, INC.	201603120	33,696	
93.867	VISION RESEARCH		PASS-THROUGH	JABE CENTER FOR HEALTH RESEARCH, INC.	20203563	15,449	
93.867	VISION RESEARCH		PASS-THROUGH	JAMES MADISON UNIVERSITY	U10EY11751	571	
93.867	VISION RESEARCH		PASS-THROUGH	JOHNS HOPKINS UNIVERSITY	SUB S18-099-01	(23,399)	
93.867	VISION RESEARCH		PASS-THROUGH	JOHNS HOPKINS UNIVERSITY	(EY028725)		
93.867	VISION RESEARCH		PASS-THROUGH	JOHNS HOPKINS UNIVERSITY	2002507432-06	1,617	
93.867	VISION RESEARCH		PASS-THROUGH	JOHNS HOPKINS UNIVERSITY	2004438024	636	
93.867	VISION RESEARCH		PASS-THROUGH	JOHNS HOPKINS UNIVERSITY	2004654953	1,667	
93.867	VISION RESEARCH		PASS-THROUGH	JOHNS HOPKINS UNIVERSITY	2004697399	4,355	
93.867	VISION RESEARCH		PASS-THROUGH	LINEAGE CELL THERAPEUTICS, INC.	BTI-207738-CYC3	12,840	
93.867	VISION RESEARCH		PASS-THROUGH	MEDICAL COLLEGE OF WISCONSIN	1U24EY029891-01	359,198	
93.867	VISION RESEARCH		PASS-THROUGH	NEW YORK UNIVERSITY	106171	2,359	
93.867	VISION RESEARCH		PASS-THROUGH	NEW YORK UNIVERSITY	20174518	1,718	
93.867	VISION RESEARCH		PASS-THROUGH	OHIO STATE UNIVERSITY	R01EY031098	231,135	
93.867	VISION RESEARCH		PASS-THROUGH	OREGON HEALTH & SCIENCE UNIVERSITY	A19-0040-001	150,650	
93.867	VISION RESEARCH		PASS-THROUGH	PENNSYLVANIA STATE UNIVERSITY	UCDEY023533	11,608	
93.867	VISION RESEARCH		PASS-THROUGH	PENNSYLVANIA STATE UNIVERSITY	UCLA EY023533	24,934	
93.867	VISION RESEARCH		PASS-THROUGH	SALK INSTITUTE FOR BIOLOGICAL STUDIES	SUB A11-0006-S001	63,138	
93.867	VISION RESEARCH		PASS-THROUGH	STANFORD UNIVERSITY	(EY020503 )		
93.867	VISION RESEARCH		PASS-THROUGH	STANFORD UNIVERSITY	62252694-139491	44,763	

**University of California**  
**Schedule of Expenditures of Federal Awards**

*For the Fiscal Year Ended*  
*June 30, 2021*  
*(Expressed in whole dollars)*

**Research And Development Cluster**

Assistance Listing Number	Federal Program Title	Additional Award Identification	Direct / Pass-Through	Agency or Pass-Through Entity	Pass-Through No. or Other Identifier	Federal Expenditures	Passed-Through to Subrecipients
93.867	VISION RESEARCH		PASS-THROUGH	STANFORD UNIVERSITY	62537896-173713	46,835	
93.867	VISION RESEARCH		PASS-THROUGH	STANFORD UNIVERSITY	A00-1375-007	35,287	
93.867	VISION RESEARCH		PASS-THROUGH	STANFORD UNIVERSITY	R01EY028287	80,614	
93.867	VISION RESEARCH		PASS-THROUGH	STANFORD UNIVERSITY	R01EY03036101	(2,802)	
93.867	VISION RESEARCH		PASS-THROUGH	STANFORD UNIVERSITY	R21EY031063	156,365	
93.867	VISION RESEARCH		PASS-THROUGH	THE SCRIPPS RESEARCH INSTITUTE	5-27164:1	82,039	
93.867	VISION RESEARCH		PASS-THROUGH	THE SCRIPPS RESEARCH INSTITUTE		83,906	
93.867	VISION RESEARCH		PASS-THROUGH	THE UNIVERSITY OF ALABAMA AT BIRMINGHAM	SUB 5-53974 (EY028983)		
93.867	VISION RESEARCH		PASS-THROUGH	TOROMEDES, INC.	SUB 000512884 (EY026574)	347,340	
93.867	VISION RESEARCH		PASS-THROUGH	UNIVERSITY OF CENTRAL FLORIDA	SUB 20190872(NIH EY)		
93.867	VISION RESEARCH		PASS-THROUGH	UNIVERSITY OF LOUISVILLE	SUB 22206A02-02 (EY030104)	322	
93.867	VISION RESEARCH		PASS-THROUGH	UNIVERSITY OF LOUISVILLE RESEARCH FOUNDATION, INC.	ULRF 17-0844-02:2	57,844	
93.867	VISION RESEARCH		PASS-THROUGH	UNIVERSITY OF MASSACHUSETTS AMHERST	ULRF 17-0884-01	125,619	
93.867	VISION RESEARCH		PASS-THROUGH	UNIVERSITY OF MICHIGAN	19-010998 A00-CYC1	122,172	
93.867	VISION RESEARCH		PASS-THROUGH	UNIVERSITY OF MICHIGAN		22,253	
93.867	VISION RESEARCH		PASS-THROUGH	UNIVERSITY OF PENNSYLVANIA	SUB 3004210904(EY026641)		
93.867	VISION RESEARCH		PASS-THROUGH	UNIVERSITY OF ROCHESTER	572701	(230)	
93.867	VISION RESEARCH		PASS-THROUGH	UNIVERSITY OF SOUTHERN CALIFORNIA	417342-G / UR FAO	30,430	
93.867	VISION RESEARCH		PASS-THROUGH	UNIVERSITY OF SOUTHERN CALIFORNIA	GR510790		
93.867	VISION RESEARCH		PASS-THROUGH	UNIVERSITY OF SOUTHERN CALIFORNIA	100574101	122,292	
93.867	VISION RESEARCH		PASS-THROUGH	UNIVERSITY OF SOUTHERN CALIFORNIA	122275983	41,649	
93.867	VISION RESEARCH		PASS-THROUGH	UNIVERSITY OF SOUTHERN CALIFORNIA	5452900 SU0615	36,889	
93.867	VISION RESEARCH		PASS-THROUGH	UNIVERSITY OF SOUTHERN CALIFORNIA	72730838	87,516	
93.867	VISION RESEARCH		PASS-THROUGH	UNIVERSITY OF SOUTHERN CALIFORNIA	7950838:2	158,636	
93.867	VISION RESEARCH		PASS-THROUGH	UNIVERSITY OF TENNESSEE HEALTH SCIENCE CENTER	SUB 21-0326-UCSD (EY021200)	41,495	
93.867	VISION RESEARCH		PASS-THROUGH	UNIVERSITY OF TEXAS MEDICAL BRANCH AT GALVESTON	SUB 20-85068-01 (EY03105401)	81,459	
93.867	VISION RESEARCH		PASS-THROUGH	UNIVERSITY OF WASHINGTON	U01HL130114	(5,255)	
93.867	VISION RESEARCH		PASS-THROUGH	UNIVERSITY OF WASHINGTON	UWSC10239	(5,362)	
93.867	VISION RESEARCH		PASS-THROUGH	UNIVERSITY OF WASHINGTON	UWSC7854	(54)	
93.867	VISION RESEARCH		PASS-THROUGH	UNIVERSITY OF WISCONSIN-MADISON	0000001135	4,706	
93.867	VISION RESEARCH		PASS-THROUGH	WASHINGTON UNIVERSITY IN ST. LOUIS	012013	11,781	
93.867	VISION RESEARCH		PASS-THROUGH	WASHINGTON UNIVERSITY IN ST. LOUIS	UG1EY025183	615	
93.867	VISION RESEARCH		PASS-THROUGH	WASHINGTON UNIVERSITY IN ST. LOUIS	WU-15-230-MOD-4	(455)	
93.867	VISION RESEARCH		PASS-THROUGH	WASHINGTON UNIVERSITY IN ST. LOUIS	WU-16-119	2,083	
93.867	VISION RESEARCH		PASS-THROUGH	WASHINGTON UNIVERSITY IN ST. LOUIS	WU-16-121	(22,101)	
93.867	VISION RESEARCH		PASS-THROUGH	WASHINGTON UNIVERSITY IN ST. LOUIS	WU-19-248	2,063	
93.867	VISION RESEARCH		PASS-THROUGH	WASHINGTON UNIVERSITY IN ST. LOUIS	WU-20-520	99,274	
93.867	VISION RESEARCH Total					67,782,660	3,857,091
93.867	COVID-19 - VISION RESEARCH	COVID-19	DIRECT	DEPARTMENT OF HEALTH AND HUMAN SERVICES (HHS)	VARIOUS	133,151	
93.867	COVID-19 - VISION RESEARCH Total					133,151	
93.876	ANTIMICROBIAL RESISTANCE SURVEILLANCE IN RETAIL FOOD SPECIMENS		DIRECT	DEPARTMENT OF HEALTH AND HUMAN SERVICES (HHS)		351,183	
93.876	ANTIMICROBIAL RESISTANCE SURVEILLANCE IN RETAIL FOOD SPECIMENS Total				VARIOUS	351,183	
93.877	AUTISM COLLABORATION, ACCOUNTABILITY, RESEARCH, EDUCATION, AND SUPPORT		DIRECT	DEPARTMENT OF HEALTH AND HUMAN SERVICES (HHS)		715,253	211,863
93.877	AUTISM COLLABORATION, ACCOUNTABILITY, RESEARCH, EDUCATION, AND SUPPORT		PASS-THROUGH	ASSOCIATION OF UNIVERSITY CENTERS ON DISABILITIES	VARIOUS	11,399	
93.877	AUTISM COLLABORATION, ACCOUNTABILITY, RESEARCH, EDUCATION, AND SUPPORT		PASS-THROUGH	DREXEL UNIVERSITY	07-21-8840	1,466	
93.877	AUTISM COLLABORATION, ACCOUNTABILITY, RESEARCH, EDUCATION, AND SUPPORT		PASS-THROUGH		800096:1		
93.877	AUTISM COLLABORATION, ACCOUNTABILITY, RESEARCH, EDUCATION, AND SUPPORT Total					728,119	211,863
93.879	MEDICAL LIBRARY ASSISTANCE		DIRECT	DEPARTMENT OF HEALTH AND HUMAN SERVICES (HHS)		4,275,971	636,343
93.879	MEDICAL LIBRARY ASSISTANCE		PASS-THROUGH	CHARLES R. DREW UNIVERSITY OF MEDICINE AND SCIENCE	VARIOUS		
93.879	MEDICAL LIBRARY ASSISTANCE		PASS-THROUGH	COLUMBIA UNIVERSITY	16-17-LO-G0075000-UCLA:02	(38,641)	
93.879	MEDICAL LIBRARY ASSISTANCE		PASS-THROUGH	OAK RIDGE ASSOCIATED UNIVERSITIES	1(GG012264)	61,143	
93.879	MEDICAL LIBRARY ASSISTANCE		PASS-THROUGH	UNIVERSITY OF CENTRAL FLORIDA	20204336	2,083	
93.879	MEDICAL LIBRARY ASSISTANCE		PASS-THROUGH	UNIVERSITY OF MICHIGAN	25076A01	31,804	
93.879	MEDICAL LIBRARY ASSISTANCE		PASS-THROUGH	UNIVERSITY OF WASHINGTON	SUBK00010386	70,498	
93.879	MEDICAL LIBRARY ASSISTANCE		PASS-THROUGH		SUB UWSC11481 (1R01LM013301-01)	227,247	
93.879	MEDICAL LIBRARY ASSISTANCE Total					4,630,104	636,343
93.884	GRANTS FOR PRIMARY CARE TRAINING AND ENHANCEMENT		DIRECT	DEPARTMENT OF HEALTH AND HUMAN SERVICES (HHS)	VARIOUS	808,989	
93.884	GRANTS FOR PRIMARY CARE TRAINING AND ENHANCEMENT Total					808,989	
93.898	CANCER PREVENTION AND CONTROL PROGRAMS FOR STATE, TERRITORIAL AND TRIBAL ORGANIZATIONS		PASS-THROUGH	CALIFORNIA DEPARTMENT OF PUBLIC HEALTH		61,857	
93.898	CANCER PREVENTION AND CONTROL PROGRAMS FOR STATE, TERRITORIAL AND TRIBAL ORGANIZATIONS Total				1810056	61,857	
93.910	FAMILY AND COMMUNITY VIOLENCE PREVENTION PROGRAM		DIRECT	DEPARTMENT OF HEALTH AND HUMAN SERVICES (HHS)		608,296	
93.910	FAMILY AND COMMUNITY VIOLENCE PREVENTION PROGRAM Total				VARIOUS	608,296	
93.912	RURAL HEALTH CARE SERVICES OUTREACH, RURAL HEALTH NETWORK DEVELOPMENT AND SMALL HEALTH CARE PROVIDER QUALITY IMPROVEMENT		DIRECT	DEPARTMENT OF HEALTH AND HUMAN SERVICES (HHS)		116,499	
93.912	RURAL HEALTH CARE SERVICES OUTREACH, RURAL HEALTH NETWORK DEVELOPMENT AND SMALL HEALTH CARE PROVIDER QUALITY IMPROVEMENT Total				VARIOUS	116,499	
93.914	HIV EMERGENCY RELIEF PROJECT GRANTS		PASS-THROUGH	ALAMEDA COUNTY PUBLIC HEALTH		152,165	
93.914	HIV EMERGENCY RELIEF PROJECT GRANTS		PASS-THROUGH	LOS ANGELES COUNTY DEPARTMENT OF MENTAL HEALTH	PHG08HA60200	(840,037)	
93.914	HIV EMERGENCY RELIEF PROJECT GRANTS Total				PH-003304	(687,872)	
93.918	COVID-19 - GRANTS TO PROVIDE OUTPATIENT EARLY INTERVENTION SERVICES WITH RESPECT TO HIV DISEASE	COVID-19	DIRECT	DEPARTMENT OF HEALTH AND HUMAN SERVICES (HHS)		38,544	
					VARIOUS		

**University of California**  
**Schedule of Expenditures of Federal Awards**

*For the Fiscal Year Ended  
June 30, 2021  
(Expressed in whole dollars)*

**Research And Development Cluster**

Assistance Listing Number	Federal Program Title	Additional Award Identification	Direct / Pass-Through	Agency or Pass-Through Entity	Pass-Through No. or Other Identifier	Federal Expenditures	Passed-Through to Subrecipients
93.918	COVID-19 - GRANTS TO PROVIDE OUTPATIENT EARLY INTERVENTION SERVICES WITH RESPECT TO HIV DISEASE Total					38,544	
93.919	COOPERATIVE AGREEMENTS FOR STATE-BASED COMPREHENSIVE BREAST AND CERVICAL CANCER EARLY DETECTION PROGRAMS		PASS-THROUGH	CALIFORNIA DEPARTMENT OF PUBLIC HEALTH		26,458	
93.919	COOPERATIVE AGREEMENTS FOR STATE-BASED COMPREHENSIVE BREAST AND CERVICAL CANCER EARLY DETECTION PROGRAMS Total				SUB 20-10737 (NUF2CE002501-...	26,458	
93.919	COVID-19 - COOPERATIVE AGREEMENTS FOR STATE-BASED COMPREHENSIVE BREAST AND CERVICAL CANCER EARLY DETECTION PROGRAMS	COVID-19	PASS-THROUGH	THE SCRIPPS RESEARCH INSTITUTE		27,430	
93.919	COVID-19 - COOPERATIVE AGREEMENTS FOR STATE-BASED COMPREHENSIVE BREAST AND CERVICAL CANCER EARLY DETECTION PROGRAMS Total				SUB 5-57733 (75D30120C09795)	27,430	
93.924	RYAN WHITE HIV/AIDS DENTAL REIMBURSEMENT AND COMMUNITY BASED DENTAL PARTNERSHIP GRANTS		DIRECT	DEPARTMENT OF HEALTH AND HUMAN SERVICES (HHS)		205	
93.924	RYAN WHITE HIV/AIDS DENTAL REIMBURSEMENT AND COMMUNITY BASED DENTAL PARTNERSHIP GRANTS Total				VARIOUS	205	
93.928	SPECIAL PROJECTS OF NATIONAL SIGNIFICANCE		DIRECT	DEPARTMENT OF HEALTH AND HUMAN SERVICES (HHS)	VARIOUS	1,816,708	
93.928	SPECIAL PROJECTS OF NATIONAL SIGNIFICANCE		PASS-THROUGH	BOSTON UNIVERSITY	4500002836	1,948	
93.928	SPECIAL PROJECTS OF NATIONAL SIGNIFICANCE		PASS-THROUGH	CAPITAL CONSULTING CORPORATION	A132354	25,100	
93.928	SPECIAL PROJECTS OF NATIONAL SIGNIFICANCE Total					1,843,756	
93.936	NATIONAL INSTITUTES OF HEALTH ACQUIRED IMMUNODEFICIENCY SYNDROME RESEARCH LOAN REPAYMENT PROGRAM		PASS-THROUGH	BOULDER NONLINEAR SYSTEMS, INC.		22,961	
93.936	NATIONAL INSTITUTES OF HEALTH ACQUIRED IMMUNODEFICIENCY SYNDROME RESEARCH LOAN REPAYMENT PROGRAM Total				050859	22,961	
93.940	HIV PREVENTION ACTIVITIES HEALTH DEPARTMENT BASED		PASS-THROUGH	HELUNA HEALTH		23,244	
93.940	HIV PREVENTION ACTIVITIES HEALTH DEPARTMENT BASED		PASS-THROUGH	HELUNA HEALTH	0471.0102	20,008	
93.940	HIV PREVENTION ACTIVITIES HEALTH DEPARTMENT BASED Total				0471.0104	43,252	
93.945	ASSISTANCE PROGRAMS FOR CHRONIC DISEASE PREVENTION AND CONTROL		DIRECT	DEPARTMENT OF HEALTH AND HUMAN SERVICES (HHS)	VARIOUS	934,785	
93.945	ASSISTANCE PROGRAMS FOR CHRONIC DISEASE PREVENTION AND CONTROL Total					934,785	
93.946	COOPERATIVE AGREEMENTS TO SUPPORT STATE-BASED SAFE MOTHERHOOD AND INFANT HEALTH INITIATIVE PROGRAMS		DIRECT	DEPARTMENT OF HEALTH AND HUMAN SERVICES (HHS)		45,896	
93.946	COOPERATIVE AGREEMENTS TO SUPPORT STATE-BASED SAFE MOTHERHOOD AND INFANT HEALTH INITIATIVE PROGRAMS Total				VARIOUS	45,896	
93.959	BLOCK GRANTS FOR PREVENTION AND TREATMENT OF SUBSTANCE ABUSE		DIRECT	DEPARTMENT OF HEALTH AND HUMAN SERVICES (HHS)		40	
93.959	BLOCK GRANTS FOR PREVENTION AND TREATMENT OF SUBSTANCE ABUSE		PASS-THROUGH	PUBLIC HEALTH INSTITUTE	VARIOUS	(4,894)	
93.959	BLOCK GRANTS FOR PREVENTION AND TREATMENT OF SUBSTANCE ABUSE		PASS-THROUGH	SIERRA HEALTH FOUNDATION	01483	68,414	
93.959	BLOCK GRANTS FOR PREVENTION AND TREATMENT OF SUBSTANCE ABUSE Total				SUB CA19MAT117	63,559	
93.969	PPHF GERIATRIC EDUCATION CENTERS		DIRECT	DEPARTMENT OF HEALTH AND HUMAN SERVICES (HHS)		1,627,962	143,546
93.969	PPHF GERIATRIC EDUCATION CENTERS		PASS-THROUGH	SAN DIEGO STATE UNIVERSITY	VARIOUS SUB SA00000695 (HP28717)	230,065	
93.969	PPHF GERIATRIC EDUCATION CENTERS Total					1,858,026	143,546
93.969	COVID-19 - PPHF GERIATRIC EDUCATION CENTERS	COVID-19	DIRECT	DEPARTMENT OF HEALTH AND HUMAN SERVICES (HHS)	VARIOUS	89,172	20,000
93.969	COVID-19 - PPHF GERIATRIC EDUCATION CENTERS Total					89,172	20,000
93.974	FAMILY PLANNING SERVICE DELIVERY IMPROVEMENT RESEARCH GRANTS		DIRECT	DEPARTMENT OF HEALTH AND HUMAN SERVICES (HHS)	VARIOUS	659,343	
93.974	FAMILY PLANNING SERVICE DELIVERY IMPROVEMENT RESEARCH GRANTS Total					659,343	
93.976	PRIMARY CARE MEDICINE AND DENTISTRY CLINICIAN EDUCATOR CAREER DEVELOPMENT AWARDS		DIRECT	DEPARTMENT OF HEALTH AND HUMAN SERVICES (HHS)		152,901	
93.976	PRIMARY CARE MEDICINE AND DENTISTRY CLINICIAN EDUCATOR CAREER DEVELOPMENT AWARDS Total				VARIOUS	152,901	
93.978	SEXUALLY TRANSMITTED DISEASES (STD) PROVIDER EDUCATION GRANTS		DIRECT	DEPARTMENT OF HEALTH AND HUMAN SERVICES (HHS)		660,384	177,721
93.978	SEXUALLY TRANSMITTED DISEASES (STD) PROVIDER EDUCATION GRANTS Total				VARIOUS	660,384	177,721
93.986	MEDICARE ACCESS AND CHIP REAUTHORIZATION ACT (MACRA) FUNDING OPPORTUNITY: MEASURE DEVELOPMENT FOR THE QUALITY PAYMENT PROGRAM		DIRECT	DEPARTMENT OF HEALTH AND HUMAN SERVICES (HHS)		1,619,411	58,748
93.986	MEDICARE ACCESS AND CHIP REAUTHORIZATION ACT (MACRA) FUNDING OPPORTUNITY: MEASURE DEVELOPMENT FOR THE QUALITY PAYMENT PROGRAM Total				VARIOUS	1,619,411	58,748
93.989	INTERNATIONAL RESEARCH AND RESEARCH TRAINING		DIRECT	DEPARTMENT OF HEALTH AND HUMAN SERVICES (HHS)	VARIOUS	5,501,871	2,288,524
93.989	INTERNATIONAL RESEARCH AND RESEARCH TRAINING		PASS-THROUGH	DUKE UNIVERSITY	A03-2249	84,089	
93.989	INTERNATIONAL RESEARCH AND RESEARCH TRAINING		PASS-THROUGH	GEORGIA INSTITUTE OF TECHNOLOGY	AWD-100485-G1	4,360	
93.989	INTERNATIONAL RESEARCH AND RESEARCH TRAINING		PASS-THROUGH	JOHNS HOPKINS UNIVERSITY	2002590467	796	
93.989	INTERNATIONAL RESEARCH AND RESEARCH TRAINING		PASS-THROUGH	MAKERERE UNIVERSITY	MAKCHS23/2019	18,866	



**University of California**  
**Schedule of Expenditures of Federal Awards**

*For the Fiscal Year Ended  
June 30, 2021  
(Expressed in whole dollars)*

**Research And Development Cluster**

Assistance Listing Number	Federal Program Title	Additional Award Identification	Direct / Pass-Through	Agency or Pass-Through Entity	Pass-Through No. or Other Identifier	Federal Expenditures	Passed-Through to Subrecipients
93.989	INTERNATIONAL RESEARCH AND RESEARCH TRAINING		PASS-THROUGH	MUHIMBILI UNIVERSITY OF HEALTH AND ALLIED SCIENCES	1R25-04	17,683	
93.989	INTERNATIONAL RESEARCH AND RESEARCH TRAINING		PASS-THROUGH	NORTHWESTERN UNIVERSITY		(1,519)	
93.989	INTERNATIONAL RESEARCH AND RESEARCH TRAINING		PASS-THROUGH	YALE UNIVERSITY	60049839 UCSF GR102957 (CON-80001272)	57,449	
93.989	INTERNATIONAL RESEARCH AND RESEARCH TRAINING		PASS-THROUGH	YALE UNIVERSITY	SUB GR105447(CON-80001660) (T	1,015	
93.989	INTERNATIONAL RESEARCH AND RESEARCH TRAINING		PASS-THROUGH	UNIVERSITY OF NOTRE DAME	20365UCB	67	
93.989	INTERNATIONAL RESEARCH AND RESEARCH TRAINING		PASS-THROUGH	LOMA LINDA UNIVERSITY	2170175:3	48,960	
93.989	INTERNATIONAL RESEARCH AND RESEARCH TRAINING Total					5,733,638	2,288,524
93.998	AUTISM AND OTHER DEVELOPMENTAL DISABILITIES, SURVEILLANCE, RESEARCH, AND PREVENTION		DIRECT	DEPARTMENT OF HEALTH AND HUMAN SERVICES (HHS)	VARIOUS	740,850	49,462
93.998	AUTISM AND OTHER DEVELOPMENTAL DISABILITIES, SURVEILLANCE, RESEARCH, AND PREVENTION Total					740,850	49,462
93.RD			DIRECT	DEPARTMENT OF HEALTH AND HUMAN SERVICES (HHS)	011566	(4,373)	
93.RD			DIRECT	DEPARTMENT OF HEALTH AND HUMAN SERVICES (HHS)	011741	247,879	
93.RD			DIRECT	DEPARTMENT OF HEALTH AND HUMAN SERVICES (HHS)	048096	(319)	
93.RD			DIRECT	DEPARTMENT OF HEALTH AND HUMAN SERVICES (HHS)	049539	29,080	
93.RD			DIRECT	DEPARTMENT OF HEALTH AND HUMAN SERVICES (HHS)	10880SC	(1,497)	
93.RD			DIRECT	DEPARTMENT OF HEALTH AND HUMAN SERVICES (HHS)	16IPA1611534-3	28,161	
93.RD			DIRECT	DEPARTMENT OF HEALTH AND HUMAN SERVICES (HHS)	1K24AR077313-01A1	9,335	
93.RD			DIRECT	DEPARTMENT OF HEALTH AND HUMAN SERVICES (HHS)	1R15GM120682-01	(18,454)	
93.RD			DIRECT	DEPARTMENT OF HEALTH AND HUMAN SERVICES (HHS)	1R21A1142261-01A1	94,174	13,335
93.RD			DIRECT	DEPARTMENT OF HEALTH AND HUMAN SERVICES (HHS)	200-2009-32597	(404)	
93.RD			DIRECT	DEPARTMENT OF HEALTH AND HUMAN SERVICES (HHS)	200-2015-61352	(1,473)	
93.RD			DIRECT	DEPARTMENT OF HEALTH AND HUMAN SERVICES (HHS)	20IPA2008119	19,478	
93.RD			DIRECT	DEPARTMENT OF HEALTH AND HUMAN SERVICES (HHS)	20IPA2014061	32,046	
93.RD			DIRECT	DEPARTMENT OF HEALTH AND HUMAN SERVICES (HHS)	2R01MH087450	32,139	
93.RD			DIRECT	DEPARTMENT OF HEALTH AND HUMAN SERVICES (HHS)	5T37MD001480-25	(6,298)	
93.RD			DIRECT	DEPARTMENT OF HEALTH AND HUMAN SERVICES (HHS)	75A50119C00038	254,423	
93.RD			DIRECT	DEPARTMENT OF HEALTH AND HUMAN SERVICES (HHS)	75D30119C06225	819,308	159,439
93.RD			DIRECT	DEPARTMENT OF HEALTH AND HUMAN SERVICES (HHS)	75D30119C06582	21,596	
93.RD			DIRECT	DEPARTMENT OF HEALTH AND HUMAN SERVICES (HHS)	75F40119C10054	371,244	226,507
93.RD			DIRECT	DEPARTMENT OF HEALTH AND HUMAN SERVICES (HHS)	75F40119C10128	534,873	358,083
93.RD			DIRECT	DEPARTMENT OF HEALTH AND HUMAN SERVICES (HHS)	75N91018D000032	4,321,956	
93.RD			DIRECT	DEPARTMENT OF HEALTH AND HUMAN SERVICES (HHS)	75N92019D	146,338	
93.RD			DIRECT	DEPARTMENT OF HEALTH AND HUMAN SERVICES (HHS)	75N92019D00040	515,351	
93.RD			DIRECT	DEPARTMENT OF HEALTH AND HUMAN SERVICES (HHS)	75N92020F00001	649,699	
93.RD			DIRECT	DEPARTMENT OF HEALTH AND HUMAN SERVICES (HHS)	75N94020D000002	9,574	
93.RD			DIRECT	DEPARTMENT OF HEALTH AND HUMAN SERVICES (HHS)	75N94020F00001	9,936	
93.RD			DIRECT	DEPARTMENT OF HEALTH AND HUMAN SERVICES (HHS)	A128166	(936)	
93.RD			DIRECT	DEPARTMENT OF HEALTH AND HUMAN SERVICES (HHS)	A15-0196	181,380	
93.RD			DIRECT	DEPARTMENT OF HEALTH AND HUMAN SERVICES (HHS)	DT12182015	18	
93.RD			DIRECT	DEPARTMENT OF HEALTH AND HUMAN SERVICES (HHS)	HHSF223201710112C	111,600	
93.RD			DIRECT	DEPARTMENT OF HEALTH AND HUMAN SERVICES (HHS)	HHSN268201700005C	552,977	
93.RD			DIRECT	DEPARTMENT OF HEALTH AND HUMAN SERVICES (HHS)	HHSN27500002	73,125	
93.RD			DIRECT	DEPARTMENT OF HEALTH AND HUMAN SERVICES (HHS)	HHSN27500003	104,402	
93.RD			DIRECT	DEPARTMENT OF HEALTH AND HUMAN SERVICES (HHS)	N2612018000321	86,977	
93.RD			DIRECT	DEPARTMENT OF HEALTH AND HUMAN SERVICES (HHS)	N27500001	(1)	
93.RD			DIRECT	DEPARTMENT OF HEALTH AND HUMAN SERVICES (HHS)	NCI-34D50	8,641	
93.RD			DIRECT	DEPARTMENT OF HEALTH AND HUMAN SERVICES (HHS)	NIH-5585744	48,931	
93.RD			DIRECT	DEPARTMENT OF HEALTH AND HUMAN SERVICES (HHS)	U1OHA29292	1,726	
93.RD			DIRECT	DEPARTMENT OF HEALTH AND HUMAN SERVICES (HHS)	5P51OD011107	53,372	
93.RD			PASS-THROUGH	AMERICAN PUBLIC HEALTH ASSOCIATION	SB200055	8,096	
93.RD			PASS-THROUGH	BCN BIOSCIENCES	EP1300020104	(37,860)	
93.RD			PASS-THROUGH	BIOIMMETIX JV, LLC	PROTOCOL 00062660	1,950	
93.RD			PASS-THROUGH	BIOPEPTIDE CO., INC.	20202480	126,746	
93.RD			PASS-THROUGH	CALIFORNIA DEPARTMENT OF PUBLIC HEALTH	16-10014	224,090	
93.RD			PASS-THROUGH	CHILDREN'S HOSPITAL OF PHILADELPHIA	201702084	8,237	
93.RD			PASS-THROUGH	COLUMBIA UNIVERSITY	1(GG013668-01)	34,500	
93.RD			PASS-THROUGH	DUKE UNIVERSITY	20194503	3,538	
93.RD			PASS-THROUGH	DUKE UNIVERSITY	203-8488	(69)	
93.RD			PASS-THROUGH	DUKE UNIVERSITY	235432-2	(49)	

**University of California**  
**Schedule of Expenditures of Federal Awards**

*For the Fiscal Year Ended*  
*June 30, 2021*  
*(Expressed in whole dollars)*

**Research And Development Cluster**

Assistance Listing Number	Federal Program Title	Additional Award Identification	Direct / Pass-Through	Agency or Pass-Through Entity	Pass-Through No. or Other Identifier	Federal Expenditures	Passed-Through to Subrecipients
93.RD			PASS-THROUGH	DUKE UNIVERSITY	252090	1,529	
93.RD			PASS-THROUGH	DUKE UNIVERSITY	HHSN- 275201000003I	573	
93.RD			PASS-THROUGH	EMI ADVISORS LLC		35,053	
93.RD			PASS-THROUGH	HEALTH AND ENVIRONMENTAL SCIENCES	MSA-EMI-UCSF-211220	45,579	
93.RD			PASS-THROUGH	INSTITUTE	A20-3686	10,440	
93.RD			PASS-THROUGH	HENNEPIN HEALTHCARE RESEARCH INSTITUTE	20180148.01	53,676	
93.RD			PASS-THROUGH	HENNEPIN HEALTHCARE RESEARCH INSTITUTE	75N94019C00006	75,075	
93.RD			PASS-THROUGH	HENNEPIN HEALTHCARE RESEARCH INSTITUTE	75R60220C00011	8,378	
93.RD			PASS-THROUGH	HENNEPIN HEALTHCARE RESEARCH INSTITUTE	H250201500009C	32,988	
93.RD			PASS-THROUGH	ICAHN SCHOOL OF MEDICINE AT MOUNT SINAI	HHS250201500009C	287,183	
93.RD			PASS-THROUGH	IMS GOVERNMENT SOLUTIONS INC.	02580512HHSN2722014	6,649	
93.RD			PASS-THROUGH	IMS GOVERNMENT SOLUTIONS INC.	00008C	(5)	
93.RD			PASS-THROUGH	JOHNS HOPKINS UNIVERSITY	SC-UCLA001	92,784	
93.RD			PASS-THROUGH	JOHNS HOPKINS UNIVERSITY	SC-UCLA002	645	
93.RD			PASS-THROUGH	JPTHECNOLOGIES, INC.	158324	(8)	
93.RD			PASS-THROUGH	KAISER FOUNDATION RESEARCH INSTITUTION	HHS233201500020I	91,755	
93.RD			PASS-THROUGH	LAWRENCE LIVERMORE NATIONAL SECURITY, LLC	20202410	2,022	
93.RD			PASS-THROUGH	LEIDOS BIOMEDICAL RESEARCH, INC.	75Q80119F32009	146,592	
93.RD			PASS-THROUGH	LEIDOS BIOMEDICAL RESEARCH, INC.	A21-3431	2,259	
93.RD			PASS-THROUGH	LUNDQUIST INSTITUTE FOR BIOMEDICAL INNOVATION AT HARBOR-UCLA	16X114	426,763	
93.RD			PASS-THROUGH	MALCOVA LLC	18X105	23,127	
93.RD			PASS-THROUGH	MASSACHUSETTS GENERAL HOSPITAL	HHSN2752013000241I	186	
93.RD			PASS-THROUGH	MAX BIOPHARMA	A20-3127	73,604	
93.RD			PASS-THROUGH	N2 BIOMEDICAL	NN106	42,488	
93.RD			PASS-THROUGH	NATIONAL FRAGILE X FOUNDATION	20202394	9,212	
93.RD			PASS-THROUGH	NATIONAL OPINION RESEARCH CENTER	008514	40,852	
93.RD			PASS-THROUGH	NATIONAL SOCIETY TO PREVENT BLINDNESS	201603349	3,734	
93.RD			PASS-THROUGH	NET ESOLUTIONS CORPORATION	8617.SIREN.01	681,659	
93.RD			PASS-THROUGH	NORTHWESTERN UNIVERSITY	A133119	199,006	
93.RD			PASS-THROUGH	NORTHWESTERN UNIVERSITY	NETE UCSF_NIAIDSEB	117,501	
93.RD			PASS-THROUGH	NOVEN INC.	010555	29,307	
93.RD			PASS-THROUGH	NOVEN INC.	SP0040139	1,217,066	
93.RD			PASS-THROUGH	OREGON HEALTH & SCIENCE UNIVERSITY	A20-2182	81,207	
93.RD			PASS-THROUGH	PUBLIC HEALTH INSTITUTE	23SEP2019-STRINGER-	19,902	
93.RD			PASS-THROUGH	PUBLIC HEALTH INSTITUTE	UCSF-R	42,602	
93.RD			PASS-THROUGH	RADOPTICS LLC	201500026	25,969	
93.RD			PASS-THROUGH	RAND CORPORATION	01906	32,281	
93.RD			PASS-THROUGH	RAND CORPORATION	S20-00066V	(845)	
93.RD			PASS-THROUGH	RAND CORPORATION	010010	13,994	
93.RD			PASS-THROUGH	RAND CORPORATION	9920180039.01	23,089	
93.RD			PASS-THROUGH	REVERAGEN BIOPHARMA, INC.	9920190017	16,356	
93.RD			PASS-THROUGH	RICE UNIVERSITY	9920190026.01	4,703	
93.RD			PASS-THROUGH	RTI INTERNATIONAL	9920190075	427,179	163,944
93.RD			PASS-THROUGH	RTI INTERNATIONAL	A18-2621	116,922	
93.RD			PASS-THROUGH	SOCIAL AND SCIENTIFIC SYSTEMS, INC.	R23462	(42,969)	
93.RD			PASS-THROUGH	SOCIAL AND SCIENTIFIC SYSTEMS, INC.	21-312-0217571-	20,992	
93.RD			PASS-THROUGH	SOCIAL AND SCIENTIFIC SYSTEMS, INC.	66106L.2	34,854	
93.RD			PASS-THROUGH	ST. JUDE CHILDREN'S RESEARCH HOSPITAL	29-312-0214448-65402L	314,265	
93.RD			PASS-THROUGH	THE EMMES COMPANY, LLC	CRB-SSS-S-15-004566	17,000	
93.RD			PASS-THROUGH	TRISTAN TECHNOLOGIES	CRB-SSS-S-17-005217	174,093	
93.RD			PASS-THROUGH	UNIVERSITY OF ARIZONA	CRB-SSS-S-19-005748	86,108	
93.RD			PASS-THROUGH	UNIVERSITY OF GEORGIA	HSN272201400006C	688,404	
93.RD			PASS-THROUGH	UNIVERSITY OF IOWA	2UM1CA121947-14	74,428	
93.RD			PASS-THROUGH	UNIVERSITY OF MISSISSIPPI	010503	33,584	
93.RD			PASS-THROUGH	UNIVERSITY OF NEBRASKA	306440.4	542	
93.RD			PASS-THROUGH	UNIVERSITY OF SOUTHERN CALIFORNIA	SUB00002154.3	135,557	
93.RD			PASS-THROUGH	UNIVERSITY OF WASHINGTON	A18-1058	65,110	
93.RD			PASS-THROUGH	UNIVERSITY OF WASHINGTON	66111350819-07	(352)	
93.RD			PASS-THROUGH	UNIVERSITY OF WASHINGTON	26-0520-0187-003	138,786	
93.RD			PASS-THROUGH	VITALANT	011656	34,527	
93.RD			PASS-THROUGH	WESTAT	762195	160,963	
93.RD			PASS-THROUGH	WESTAT	UWSC11313	680,623	
93.RD			PASS-THROUGH	UNIVERSITY OF COLORADO SYSTEM	UWSC12374	190,802	
93.RD			PASS-THROUGH	THE UNIVERSITY OF ALABAMA AT TUSCALOOSA	11736UCSF143	94	
93.RD			PASS-THROUGH	THE UNIVERSITY OF ALABAMA AT TUSCALOOSA	11736UCSFCHO142		
93.RD			PASS-THROUGH	THE UNIVERSITY OF ALABAMA AT TUSCALOOSA	6579-S11/		
93.RD			PASS-THROUGH	THE UNIVERSITY OF ALABAMA AT TUSCALOOSA	HHSN275201800001		
93.RD			PASS-THROUGH	THE UNIVERSITY OF ALABAMA AT TUSCALOOSA	FY20.1010.002		
93.RD			PASS-THROUGH	THE UNIVERSITY OF ALABAMA AT TUSCALOOSA	502889SP004001		
93.RD	Total					17,074,203	921,308
93.RD	COVID-19	COVID-19	DIRECT	DEPARTMENT OF HEALTH AND HUMAN SERVICES (HHS)	12574SC	2,091	
93.RD	COVID-19	COVID-19	DIRECT	DEPARTMENT OF HEALTH AND HUMAN SERVICES (HHS)	2020-1413	24,932	
93.RD	COVID-19	COVID-19	DIRECT	DEPARTMENT OF HEALTH AND HUMAN SERVICES (HHS)	75D30120C08009	1,689,073	
93.RD	COVID-19	COVID-19	DIRECT	DEPARTMENT OF HEALTH AND HUMAN SERVICES (HHS)	A21-2985 - AMEND #1	6,439	
93.RD	COVID-19	COVID-19	PASS-THROUGH	COLUMBIA UNIVERSITY	NHLBI-D7889	70,113	
93.RD	COVID-19	COVID-19	PASS-THROUGH	DUKE UNIVERSITY	20211641	85,723	
93.RD	COVID-19	COVID-19	PASS-THROUGH	NYU LANGONE HEALTH SYSTEM	20212020	386	
93.RD	COVID-19	COVID-19	PASS-THROUGH	RTI INTERNATIONAL	21-312-0217571-	503,377	
93.RD	COVID-19	COVID-19	PASS-THROUGH	STANFORD UNIVERSITY	66106L.2		
93.RD	COVID-19	COVID-19	PASS-THROUGH	UNIVERSITY OF CHICAGO	62473209-193169	622	
93.RD	COVID-19	COVID-19	PASS-THROUGH	UNIVERSITY OF CHICAGO	AWD101462-R	1,655	
93.RD	COVID-19	COVID-19	PASS-THROUGH	UNIVERSITY OF CHICAGO	AWD101462-V	33,775	
93.RD	COVID-19	COVID-19	PASS-THROUGH	UNIVERSITY OF GEORGIA	SUB00002154	301,216	255,082
93.RD	COVID-19	COVID-19	PASS-THROUGH	UNIVERSITY OF MICHIGAN	3006277387-005	86,559	
93.RD	COVID-19	COVID-19	PASS-THROUGH	UNIVERSITY OF WASHINGTON	UWSC12375	150,298	
93.RD	COVID-19	COVID-19	PASS-THROUGH	VANDERBILT UNIVERSITY MEDICAL CENTER	VUMC89538	7,177	
93.RD	COVID-19	COVID-19	PASS-THROUGH	WESTAT	2020-1412	(985)	

**University of California**  
**Schedule of Expenditures of Federal Awards**

*For the Fiscal Year Ended  
June 30, 2021  
(Expressed in whole dollars)*

**Research And Development Cluster**

Assistance Listing Number	Federal Program Title	Additional Award Identification	Direct / Pass-Through	Agency or Pass-Through Entity	Pass-Through No. or Other Identifier	Federal Expenditures	Passed-Through to Subrecipients
93.RD	COVID-19 Total					2,962,450	255,082
94.006	AMERICORPS		DIRECT	CORPORATION FOR NATIONAL AND COMMUNITY SERVICE (CNCS)	VARIOUS	6,509	
94.006	AMERICORPS		PASS-THROUGH	CALIFORNIAN VOLUNTEERS	17AFHY26-PG82	36,089	
94.006	AMERICORPS		PASS-THROUGH	JUMPSTART FOR YOUNG CHILDREN, INC.	3320200	113,813	
94.006	AMERICORPS		PASS-THROUGH	JUMPSTART FOR YOUNG CHILDREN, INC.	880200	(97)	
94.026	NATIONAL SERVICE AND CIVIC ENGAGEMENT RESEARCH COMPETITION		DIRECT	CORPORATION FOR NATIONAL AND COMMUNITY SERVICE (CNCS)	VARIOUS	156,314	
94.026	NATIONAL SERVICE AND CIVIC ENGAGEMENT RESEARCH COMPETITION Total					77,561	
94.RD			PASS-THROUGH	CALIFORNIAN VOLUNTEERS	17AFHY26F212	141,953	
94.RD			PASS-THROUGH	CALIFORNIAN VOLUNTEERS	ACY26-F136	398,681	
96.007	SOCIAL SECURITY RESEARCH AND DEMONSTRATION		PASS-THROUGH	UNIVERSITY OF MICHIGAN	SUBK00014586	540,635	
96.007	SOCIAL SECURITY RESEARCH AND DEMONSTRATION Total					48,365	
97.030	COMMUNITY DISASTER LOANS		PASS-THROUGH	CALIFORNIA MENTAL HEALTH SERVICES AUTHORITY	700-FE-2021	48,365	
97.030	COMMUNITY DISASTER LOANS Total					16,837	
97.044	ASSISTANCE TO FIREFIGHTERS GRANT		PASS-THROUGH	NORTHEASTERN UNIVERSITY	505166-78052	173,732	
97.044	ASSISTANCE TO FIREFIGHTERS GRANT		PASS-THROUGH	SALK INSTITUTE FOR BIOLOGICAL STUDIES	SUB 20174100-SIBS (EMW-2016-FP)	56,080	
97.044	ASSISTANCE TO FIREFIGHTERS GRANT Total					229,812	
97.061	CENTERS FOR HOMELAND SECURITY		PASS-THROUGH	GEORGE MASON UNIVERSITY	E2049991	56,251	
97.061	CENTERS FOR HOMELAND SECURITY Total					56,251	
97.067	HOMELAND SECURITY GRANT PROGRAM (HSGP)		PASS-THROUGH	CALIFORNIA GOVERNOR'S OFFICE OF EMERGENCY SERVICES	2017-0083	9,533	9,533
97.067	HOMELAND SECURITY GRANT PROGRAM (HSGP) Total					9,533	9,533
97.077	HOMELAND SECURITY RESEARCH, DEVELOPMENT, TESTING, EVALUATION, AND DEMONSTRATION OF TECHNOLOGIES RELATED TO NUCLEAR THREAT DETECTION		DIRECT	DEPARTMENT OF HOMELAND SECURITY (DHS)		61,424	
97.077	HOMELAND SECURITY RESEARCH, DEVELOPMENT, TESTING, EVALUATION, AND DEMONSTRATION OF TECHNOLOGIES RELATED TO NUCLEAR THREAT DETECTION Total				VARIOUS	61,424	
97.108	HOMELAND SECURITY, RESEARCH, TESTING, EVALUATION, AND DEMONSTRATION OF TECHNOLOGIES		DIRECT	DEPARTMENT OF HOMELAND SECURITY (DHS)		183,623	
97.108	HOMELAND SECURITY, RESEARCH, TESTING, EVALUATION, AND DEMONSTRATION OF TECHNOLOGIES Total				VARIOUS	183,623	
97.RD			PASS-THROUGH	PEPPERPRINT	2015 E0617	(117)	
97.RD	Total					(117)	
98.001	USAID FOREIGN ASSISTANCE FOR PROGRAMS OVERSEAS		DIRECT	U.S. AGENCY FOR INTERNATIONAL DEVELOPMENT (USAID)	VARIOUS	9,013,927	3,221,017
98.001	USAID FOREIGN ASSISTANCE FOR PROGRAMS OVERSEAS		PASS-THROUGH	AMERICAN CTR FOR INTERNATIONAL LABOR SOLIDARITY	20203570	107,149	40,399
98.001	USAID FOREIGN ASSISTANCE FOR PROGRAMS OVERSEAS		PASS-THROUGH	AMERICAN UNIVERSITY IN CAIRO	A19-0607-001	166,126	
98.001	USAID FOREIGN ASSISTANCE FOR PROGRAMS OVERSEAS		PASS-THROUGH	ASTRAEA NATIONAL LESBIAN ACTION FOUNDATION	GLHRP--15--1	308	
98.001	USAID FOREIGN ASSISTANCE FOR PROGRAMS OVERSEAS		PASS-THROUGH	GEORGETOWN UNIVERSITY	AID-OAA-A-15-00042	252,954	
98.001	USAID FOREIGN ASSISTANCE FOR PROGRAMS OVERSEAS		PASS-THROUGH	INTERNATIONAL BUSINESS & TECHNICAL CONSULTANTS, INC.	15-IBTCI-00027	(114)	
98.001	USAID FOREIGN ASSISTANCE FOR PROGRAMS OVERSEAS		PASS-THROUGH	MAKERERE UNIVERSITY	(75)		
98.001	USAID FOREIGN ASSISTANCE FOR PROGRAMS OVERSEAS		PASS-THROUGH	MICHIGAN STATE UNIVERSITY	MAKSPH-001-18	139,757	100,000
98.001	USAID FOREIGN ASSISTANCE FOR PROGRAMS OVERSEAS		PASS-THROUGH	NATIONAL ACADEMY OF SCIENCES	RC108887	15,400	
98.001	USAID FOREIGN ASSISTANCE FOR PROGRAMS OVERSEAS		PASS-THROUGH	NATIONAL ACADEMY OF SCIENCES	2000007143:04	24,351	
98.001	USAID FOREIGN ASSISTANCE FOR PROGRAMS OVERSEAS		PASS-THROUGH	NATIONAL ACADEMY OF SCIENCES	2000009144	57,903	
98.001	USAID FOREIGN ASSISTANCE FOR PROGRAMS OVERSEAS		PASS-THROUGH	OHIO STATE UNIVERSITY	2000010568	31,440	
98.001	USAID FOREIGN ASSISTANCE FOR PROGRAMS OVERSEAS		PASS-THROUGH	PARTNERS IN HOPE (MALAWI)	60054302	943,890	
98.001	USAID FOREIGN ASSISTANCE FOR PROGRAMS OVERSEAS		PASS-THROUGH	UNIVERSITY OF FLORIDA	20191959	27,240	3,286
98.001	USAID FOREIGN ASSISTANCE FOR PROGRAMS OVERSEAS		PASS-THROUGH	UNIVERSITY RESEARCH CO., LLC	UFDSP00011429	441,255	
98.001	USAID FOREIGN ASSISTANCE FOR PROGRAMS OVERSEAS		PASS-THROUGH	WITS HEALTH CONSORTIUM (PTY) LIMITED	041898	53,491	
98.001	USAID FOREIGN ASSISTANCE FOR PROGRAMS OVERSEAS		PASS-THROUGH	UNIVERSITY OF NOTRE DAME	A133275	385	
98.001	USAID FOREIGN ASSISTANCE FOR PROGRAMS OVERSEAS		PASS-THROUGH	UNIVERSITY OF NOTRE DAME	202809UCB	10,624	9,428
98.001	USAID FOREIGN ASSISTANCE FOR PROGRAMS OVERSEAS		PASS-THROUGH	UNIVERSITY OF NOTRE DAME	202809UCSB		
98.001	USAID FOREIGN ASSISTANCE FOR PROGRAMS OVERSEAS Total					11,286,010	3,374,110
98.001	COVID-19 - USAID FOREIGN ASSISTANCE FOR PROGRAMS OVERSEAS	COVID-19	PASS-THROUGH	GLOBAL ALLIANCE FOR IMPROVED NUTRITION	201864738	102,308	
98.001	COVID-19 - USAID FOREIGN ASSISTANCE FOR PROGRAMS OVERSEAS	COVID-19	PASS-THROUGH	TUFTS UNIVERSITY	AI9014	36,120	
98.001	COVID-19 - USAID FOREIGN ASSISTANCE FOR PROGRAMS OVERSEAS Total					138,428	
98.011	GLOBAL DEVELOPMENT ALLIANCE		PASS-THROUGH	NATIONAL ACADEMY OF SCIENCES	2000008303:01	26,978	
98.011	GLOBAL DEVELOPMENT ALLIANCE Total					26,978	
98.012	USAID DEVELOPMENT PARTNERSHIPS FOR UNIVERSITY COOPERATION AND DEVELOPMENT		PASS-THROUGH	CONCERN FOUNDATION	A20-0776-001	24,374	
98.012	USAID DEVELOPMENT PARTNERSHIPS FOR UNIVERSITY COOPERATION AND DEVELOPMENT Total					24,374	
98.RD			DIRECT	U.S. AGENCY FOR INTERNATIONAL DEVELOPMENT (USAID)	7200AA19LE00004	2,001,400	490,655
98.RD			PASS-THROUGH	ASTRAEA NATIONAL LESBIAN ACTION FOUNDATION	20201959	45,722	
98.RD			PASS-THROUGH	JSI RESEARCH AND TRAINING INSTITUTE, INC.	UCD-UAN-1	141,304	

**University of California**  
**Schedule of Expenditures of Federal Awards**

*For the Fiscal Year Ended*  
*June 30, 2021*  
*(Expressed in whole dollars)*

**Research And Development Cluster**

Assistance Listing Number	Federal Program Title	Additional Award Identification	Direct / Pass-Through	Agency or Pass-Through Entity	Pass-Through No. or Other Identifier	Federal Expenditures	Passed-Through to Subrecipients
98.RD			PASS-THROUGH	MICHIGAN STATE UNIVERSITY	011520	165,928	
98.RD			PASS-THROUGH	NATIONAL ACADEMY OF SCIENCES	2000007151	42,000	
98.RD			PASS-THROUGH	NATIONAL ACADEMY OF SCIENCES	AID0AAA1100012	930	
98.RD			PASS-THROUGH	NEVADA SYSTEM OF HIGHER EDUCATION	UNR 17-70	1,765	
98.RD			PASS-THROUGH	UNIVERSITY OF GEORGIA	SUB00002076	140,224	25,614
98.RD	Total					<u>2,539,274</u>	<u>516,269</u>
						<u><b>3,997,308,874</b></u>	<u><b>480,739,380</b></u>

**University of California**  
**Schedule of Expenditures of Federal Awards**

*For the Fiscal Year Ended  
June 30, 2021  
(Expressed in whole dollars)*

**Student Financial Assistance Cluster**

Assistance Listing Number	Federal Program Title	Additional Award Identification	Direct / Pass-Through	Agency or Pass-Through Entity	Pass-Through No. or Other Identifier	Federal Expenditures	Passed-Through to Subrecipients
84.007	FEDERAL SUPPLEMENTAL EDUCATIONAL OPPORTUNITIES GRANT		DIRECT	OFFICE OF POSTSECONDARY EDUCATION	VARIOUS	16,700,480	
84.007	FEDERAL SUPPLEMENTAL EDUCATIONAL OPPORTUNITIES GRANT Total					16,700,480	
84.033	FEDERAL WORK-STUDY PROGRAM		DIRECT	OFFICE OF POSTSECONDARY EDUCATION	VARIOUS	12,629,902	
84.033	FEDERAL WORK-STUDY PROGRAM Total					12,629,902	
84.038	FEDERAL PERKINS LOAN PROGRAM BEGINNING BALANCE		DIRECT	OFFICE OF POSTSECONDARY EDUCATION	VARIOUS	126,597,684	
84.038	FEDERAL PERKINS LOAN PROGRAM NEW LOAN		DIRECT	OFFICE OF POSTSECONDARY EDUCATION	VARIOUS	-	
84.038	FEDERAL PERKINS LOAN PROGRAM ADMINISTRATIVE COST ALLOWANCE		DIRECT	OFFICE OF POSTSECONDARY EDUCATION	VARIOUS	-	
84.038	FEDERAL PERKINS LOAN PROGRAM ADMINISTRATIVE COST ALLOWANCE Total					126,597,684	
84.063	FEDERAL PELL GRANTS		DIRECT	OFFICE OF POSTSECONDARY EDUCATION	VARIOUS	440,535,186	
84.063	FEDERAL PELL GRANTS Total					440,535,186	
84.268	FEDERAL DIRECT STUDENT LOAN PROGRAM		DIRECT	OFFICE OF POSTSECONDARY EDUCATION	VARIOUS	923,732,340	
84.268	FEDERAL DIRECT STUDENT LOAN PROGRAM Total					923,732,340	
84.379	TEACHER EDUCATION ASSISTANCE FOR COLLEGE AND HIGHER EDUCATION GRANTS (TEACH)		DIRECT	OFFICE OF POSTSECONDARY EDUCATION	VARIOUS	285,248	
84.379	TEACHER EDUCATION ASSISTANCE FOR COLLEGE AND HIGHER EDUCATION GRANTS (TEACH) Total					285,248	
93.264	NURSING FACULTY LOAN PROGRAM BEGINNING BALANCE		DIRECT	OFFICE OF POSTSECONDARY EDUCATION	VARIOUS	479,939	
93.264	NURSING FACULTY LOAN PROGRAM NEW LOAN		DIRECT	OFFICE OF POSTSECONDARY EDUCATION	VARIOUS	35,000	
93.264	NURSING FACULTY LOAN PROGRAM NEW LOAN Total					514,939	
93.342	HLTH PROFESSIONS STUDENT LOANS/LOANS FOR DISADVANTAGED STUDENTS/PRIMARY CARE LOAN BEG BAL		DIRECT	OFFICE OF POSTSECONDARY EDUCATION	VARIOUS	63,856,937	
93.342	HLTH PROFESSIONS STUDENT LOANS/LOANS FOR DISADVANTAGED STUDENTS/PRIMARY CARE-NEW LOAN		DIRECT	OFFICE OF POSTSECONDARY EDUCATION	VARIOUS	11,162,622	
93.342	HLTH PROFESSIONS STUDENT LOANS/LOANS FOR DISADVANTAGED STUDENTS/PRIMARY CARE-NEW LOAN Total					75,019,559	
93.364	NURSING STUDENT LOAN PROGRAM BEGINNING BALANCE		DIRECT	OFFICE OF POSTSECONDARY EDUCATION	VARIOUS	1,155,469	
93.364	NURSING STUDENT LOAN PROGRAM NEW LOAN		DIRECT	OFFICE OF POSTSECONDARY EDUCATION	VARIOUS	587,015	
93.364	NURSING STUDENT LOAN PROGRAM NEW LOAN Total					1,742,484	
93.408	ARRA-NURSING FACULTY LOAN PROGRAM BEGINNING BALANCE		DIRECT	OFFICE OF POSTSECONDARY EDUCATION	VARIOUS	62,057	
93.408	ARRA-NURSING FACULTY LOAN PROGRAM NEW LOAN		DIRECT	OFFICE OF POSTSECONDARY EDUCATION	VARIOUS	-	
93.408	ARRA-NURSING FACULTY LOAN PROGRAM NEW LOAN Total					62,057	
93.925	SCHOLARSHIPS FOR STUDENTS FROM DISADVANTAGED BACKGROUND		DIRECT	OFFICE OF POSTSECONDARY EDUCATION	VARIOUS	1,300,000	
93.925	SCHOLARSHIPS FOR STUDENTS FROM DISADVANTAGED BACKGROUND Total					1,300,000	
						<b>1,599,119,879</b>	

**University of California**  
**Schedule of Expenditures of Federal Awards**

*For the Fiscal Year Ended  
June 30, 2021  
(Expressed in whole dollars)*

**SNAP Cluster**

Assistance Listing Number	Federal Program Title	Additional Award Identification	Direct / Pass-Through	Agency or Pass-Through Entity	Pass-Through No. or Other Identifier	Federal Expenditures	Passed-Through to Subrecipients
10.561	STATE ADMINISTRATIVE MATCHING GRANTS FOR THE SUPPLEMENTAL NUTRITION ASSISTANCE PROGRAM		PASS-THROUGH	CALIFORNIA DEPARTMENT OF PUBLIC HEALTH	17-10217	439,386	
10.561	STATE ADMINISTRATIVE MATCHING GRANTS FOR THE SUPPLEMENTAL NUTRITION ASSISTANCE PROGRAM		PASS-THROUGH	CALIFORNIA DEPARTMENT OF PUBLIC HEALTH	20-10333	1,140,718	
10.561	STATE ADMINISTRATIVE MATCHING GRANTS FOR THE SUPPLEMENTAL NUTRITION ASSISTANCE PROGRAM		PASS-THROUGH	CALIFORNIA DEPARTMENT OF PUBLIC HEALTH	20-10936	24,108	
10.561	STATE ADMINISTRATIVE MATCHING GRANTS FOR THE SUPPLEMENTAL NUTRITION ASSISTANCE PROGRAM		PASS-THROUGH	CALIFORNIA DEPARTMENT OF PUBLIC HEALTH	A17-0400	27,723	
10.561	STATE ADMINISTRATIVE MATCHING GRANTS FOR THE SUPPLEMENTAL NUTRITION ASSISTANCE PROGRAM		PASS-THROUGH	CALIFORNIA DEPARTMENT OF SOCIAL SERVICES	18-3056	11,927,455	55,406
10.561	STATE ADMINISTRATIVE MATCHING GRANTS FOR THE SUPPLEMENTAL NUTRITION ASSISTANCE PROGRAM		PASS-THROUGH	CALIFORNIA DEPARTMENT OF SOCIAL SERVICES	18-3110	917,578	
10.561	STATE ADMINISTRATIVE MATCHING GRANTS FOR THE SUPPLEMENTAL NUTRITION ASSISTANCE PROGRAM		PASS-THROUGH	CHICO STATE ENTERPRISES	SUB 18-051(18-7015)	60,290	
10.561	STATE ADMINISTRATIVE MATCHING GRANTS FOR THE SUPPLEMENTAL NUTRITION ASSISTANCE PROGRAM		PASS-THROUGH	CHICO STATE ENTERPRISES	SUB18-049	20,748	
10.561	STATE ADMINISTRATIVE MATCHING GRANTS FOR THE SUPPLEMENTAL NUTRITION ASSISTANCE PROGRAM		PASS-THROUGH	CHICO STATE ENTERPRISES	SUB18-064	104,883	
10.561	STATE ADMINISTRATIVE MATCHING GRANTS FOR THE SUPPLEMENTAL NUTRITION ASSISTANCE PROGRAM					14,662,889	55,406
	<b>ASSISTANCE PROGRAM Total</b>					<b>14,662,889</b>	<b>55,406</b>

**University of California**  
**Schedule of Expenditures of Federal Awards**

*For the Fiscal Year Ended  
June 30, 2021  
(Expressed in whole dollars)*

**TRIO Cluster**

Assistance Listing Number	Federal Program Title	Additional Award Identification	Direct / Pass-Through	Agency or Pass-Through Entity	Pass-Through No. or Other Identifier	Federal Expenditures	Passed-Through to Subrecipients
84.042	TRIO-STUDENT SUPPORT SERVICES		DIRECT	DEPARTMENT OF EDUCATION (ED)	VARIOUS	2,176,708	
84.042	TRIO-STUDENT SUPPORT SERVICES Total					2,176,708	
84.044	TRIO-TALENT SEARCH		DIRECT	DEPARTMENT OF EDUCATION (ED)	VARIOUS	3,290,797	
84.044	TRIO-TALENT SEARCH Total					3,290,797	
84.047	TRIO-UPWARD BOUND		DIRECT	DEPARTMENT OF EDUCATION (ED)	VARIOUS	5,832,169	
84.047	TRIO-UPWARD BOUND Total					5,832,169	
84.217	TRIO-MCNAIR POST-BACCALAUREATE ACHIEVEMENT		DIRECT	DEPARTMENT OF EDUCATION (ED)	VARIOUS	1,324,876	
84.217	TRIO-MCNAIR POST-BACCALAUREATE ACHIEVEMENT Total					1,324,876	
						<b>12,624,550</b>	

**University of California**  
**Schedule of Expenditures of Federal Awards**

*For the Fiscal Year Ended  
June 30, 2021  
(Expressed in whole dollars)*

**Health Center Program Cluster**

Assistance Listing Number	Federal Program Title	Additional Award Identification	Direct / Pass-Through	Agency or Pass-Through Entity	Pass-Through No. or Other Identifier	Federal Expenditures	Passed-Through to Subrecipients
93.224	HEALTH CENTER PROGRAM (COMMUNITY HEALTH CENTERS, MIGRANT HEALTH CENTERS, HEALTH CARE FOR THE HOMELESS, AND PUBLIC HOUSING PRIMARY CARE)		DIRECT	DEPARTMENT OF HEALTH AND HUMAN SERVICES (HHS)		5,173,238	
93.224	HEALTH CENTER PROGRAM (COMMUNITY HEALTH CENTERS, MIGRANT HEALTH CENTERS, HEALTH CARE FOR THE HOMELESS, AND PUBLIC HOUSING PRIMARY CARE) Total				VARIOUS	5,173,238	
93.224	COVID-19 - HEALTH CENTER PROGRAM (COMMUNITY HEALTH CENTERS, MIGRANT HEALTH CENTERS, HEALTH CARE FOR THE HOMELESS, AND PUBLIC HOUSING PRIMARY CARE)	COVID-19	DIRECT	DEPARTMENT OF HEALTH AND HUMAN SERVICES (HHS)		980,283	
93.224	COVID-19 - HEALTH CENTER PROGRAM (COMMUNITY HEALTH CENTERS, MIGRANT HEALTH CENTERS, HEALTH CARE FOR THE HOMELESS, AND PUBLIC HOUSING PRIMARY CARE)	COVID-19	PASS-THROUGH	LOS ANGELES COUNTY DEPARTMENT OF MENTAL HEALTH	VARIOUS	100,456	
93.224	COVID-19 - HEALTH CENTER PROGRAM (COMMUNITY HEALTH CENTERS, MIGRANT HEALTH CENTERS, HEALTH CARE FOR THE HOMELESS, AND PUBLIC HOUSING PRIMARY CARE)	COVID-19	PASS-THROUGH	LOS ANGELES COUNTY DEPARTMENT OF MENTAL HEALTH	MH270001:5	74,270	
93.224	COVID-19 - HEALTH CENTER PROGRAM (COMMUNITY HEALTH CENTERS, MIGRANT HEALTH CENTERS, HEALTH CARE FOR THE HOMELESS, AND PUBLIC HOUSING PRIMARY CARE) Total				MH270001:6	1,155,009	
						<b>6,328,247</b>	



**University of California**  
**Schedule of Expenditures of Federal Awards**

*For the Fiscal Year Ended  
June 30, 2021  
(Expressed in whole dollars)*

**Medicaid Cluster**

Assistance Listing Number	Federal Program Title	Additional Award Identification	Direct / Pass-Through	Agency or Pass-Through Entity	Pass-Through No. or Other Identifier	Federal Expenditures	Passed-Through to Subrecipients
93.778	MEDICAL ASSISTANCE PROGRAM		PASS-THROUGH	ALAMEDA COUNTY PUBLIC HEALTH DEPARTMENT	9001592086669	149,844	
93.778	MEDICAL ASSISTANCE PROGRAM		PASS-THROUGH	CALIFORNIA DEPARTMENT OF HEALTH CARE SERVICES	16-93578	3,796,344	2,217,733
93.778	MEDICAL ASSISTANCE PROGRAM		PASS-THROUGH	SAN JOAQUIN COUNTY	C000113936	(850)	
93.778	MEDICAL ASSISTANCE PROGRAM		PASS-THROUGH	SAN JOAQUIN COUNTY	C000114087	4,743	
93.778	MEDICAL ASSISTANCE PROGRAM		PASS-THROUGH	SAN JOAQUIN COUNTY	XX-2018-28	(421)	
93.778	MEDICAL ASSISTANCE PROGRAM		PASS-THROUGH	YUBA COUNTY	C000114151	3,953	
93.778	MEDICAL ASSISTANCE PROGRAM		PASS-THROUGH	SONOMA COUNTY	EW-2018-33	715	
93.778	MEDICAL ASSISTANCE PROGRAM Total					3,954,328	2,217,733
						<b>3,954,328</b>	<b>2,217,733</b>

**University of California**  
**Schedule of Expenditures of Federal Awards**

*For the Fiscal Year Ended  
June 30, 2021  
(Expressed in whole dollars)*

**Highway Safety Cluster**

Assistance Listing Number	Federal Program Title	Additional Award Identification	Direct / Pass-Through	Agency or Pass-Through Entity	Pass-Through No. or Other Identifier	Federal Expenditures	Passed-Through to Subrecipients
20.600	STATE AND COMMUNITY HIGHWAY SAFETY		PASS-THROUGH	CALIFORNIA OFFICE OF TRAFFIC SAFETY	PS19025	403	
20.600	STATE AND COMMUNITY HIGHWAY SAFETY		PASS-THROUGH	CALIFORNIA OFFICE OF TRAFFIC SAFETY	PS20022	214,070	
20.600	STATE AND COMMUNITY HIGHWAY SAFETY		PASS-THROUGH	CALIFORNIA OFFICE OF TRAFFIC SAFETY	PS20023	407,143	218,051
20.600	STATE AND COMMUNITY HIGHWAY SAFETY		PASS-THROUGH	CALIFORNIA OFFICE OF TRAFFIC SAFETY	PT21128	166,536	
20.600	STATE AND COMMUNITY HIGHWAY SAFETY		PASS-THROUGH	CALIFORNIA OFFICE OF TRAFFIC SAFETY	TR19009	(1,076)	
20.600	STATE AND COMMUNITY HIGHWAY SAFETY		PASS-THROUGH	CALIFORNIA OFFICE OF TRAFFIC SAFETY	SUB PT20130	96,742	
20.600	STATE AND COMMUNITY HIGHWAY SAFETY Total					883,818	218,051
20.616	NATIONAL PRIORITY SAFETY PROGRAMS		PASS-THROUGH	CALIFORNIA OFFICE OF TRAFFIC SAFETY	PS19024	(1,679)	
20.616	NATIONAL PRIORITY SAFETY PROGRAMS		PASS-THROUGH	CALIFORNIA OFFICE OF TRAFFIC SAFETY	PS21031	770,470	249,201
20.616	NATIONAL PRIORITY SAFETY PROGRAMS		PASS-THROUGH	CALIFORNIA OFFICE OF TRAFFIC SAFETY	PS21033	199,192	
20.616	NATIONAL PRIORITY SAFETY PROGRAMS		PASS-THROUGH	CALIFORNIA OFFICE OF TRAFFIC SAFETY	TR19005	326	
20.616	NATIONAL PRIORITY SAFETY PROGRAMS		PASS-THROUGH	CALIFORNIA OFFICE OF TRAFFIC SAFETY	TR19006	(54)	
20.616	NATIONAL PRIORITY SAFETY PROGRAMS		PASS-THROUGH	CALIFORNIA OFFICE OF TRAFFIC SAFETY	TR19007	(238)	
20.616	NATIONAL PRIORITY SAFETY PROGRAMS		PASS-THROUGH	CALIFORNIA OFFICE OF TRAFFIC SAFETY	TR19008	(36)	
20.616	NATIONAL PRIORITY SAFETY PROGRAMS		PASS-THROUGH	CALIFORNIA OFFICE OF TRAFFIC SAFETY	TR19010	(278)	
20.616	NATIONAL PRIORITY SAFETY PROGRAMS		PASS-THROUGH	CALIFORNIA OFFICE OF TRAFFIC SAFETY	TR19011	(72)	
20.616	NATIONAL PRIORITY SAFETY PROGRAMS		PASS-THROUGH	CALIFORNIA OFFICE OF TRAFFIC SAFETY	TR19012	(133)	
20.616	NATIONAL PRIORITY SAFETY PROGRAMS		PASS-THROUGH	CALIFORNIA OFFICE OF TRAFFIC SAFETY	TR20004	61,264	
20.616	NATIONAL PRIORITY SAFETY PROGRAMS		PASS-THROUGH	CALIFORNIA OFFICE OF TRAFFIC SAFETY	TR20005	67,051	
20.616	NATIONAL PRIORITY SAFETY PROGRAMS		PASS-THROUGH	CALIFORNIA OFFICE OF TRAFFIC SAFETY	TR20006	27,697	
20.616	NATIONAL PRIORITY SAFETY PROGRAMS		PASS-THROUGH	CALIFORNIA OFFICE OF TRAFFIC SAFETY	TR20007	300,963	
20.616	NATIONAL PRIORITY SAFETY PROGRAMS		PASS-THROUGH	CALIFORNIA OFFICE OF TRAFFIC SAFETY	TR20008	51,210	
20.616	NATIONAL PRIORITY SAFETY PROGRAMS		PASS-THROUGH	CALIFORNIA OFFICE OF TRAFFIC SAFETY	TR21049	737,319	
20.616	NATIONAL PRIORITY SAFETY PROGRAMS		PASS-THROUGH	CALIFORNIA OFFICE OF TRAFFIC SAFETY	TR21050	139,427	
20.616	NATIONAL PRIORITY SAFETY PROGRAMS		PASS-THROUGH	CALIFORNIA OFFICE OF TRAFFIC SAFETY	TR21052	120,398	
20.616	NATIONAL PRIORITY SAFETY PROGRAMS		PASS-THROUGH	CALIFORNIA OFFICE OF TRAFFIC SAFETY	TR21058	118,309	
20.616	NATIONAL PRIORITY SAFETY PROGRAMS		PASS-THROUGH	CALIFORNIA OFFICE OF TRAFFIC SAFETY	TR21059	76,230	
20.616	NATIONAL PRIORITY SAFETY PROGRAMS Total					2,667,365	249,201
						<b>3,551,184</b>	<b>467,252</b>

**University of California**  
**Schedule of Expenditures of Federal Awards**

*For the Fiscal Year Ended  
June 30, 2021  
(Expressed in whole dollars)*

**477 Cluster**

Assistance Listing Number	Federal Program Title	Additional Award Identification	Direct / Pass-Through	Agency or Pass-Through Entity	Pass-Through No. or Other Identifier	Federal Expenditures	Passed-Through to Subrecipients
93.558	TEMPORARY ASSISTANCE FOR NEEDY FAMILIES (TANF)		PASS-THROUGH	ALAMEDA COUNTY	13284	451,983	
93.558	TEMPORARY ASSISTANCE FOR NEEDY FAMILIES (TANF)		PASS-THROUGH	CITY OF LOS ANGELES ECONOMIC AND WORKFORCE DEVELOPMENT DEPAR	C-136416:1	336,702	
93.558	TEMPORARY ASSISTANCE FOR NEEDY FAMILIES (TANF)		PASS-THROUGH	CITY OF LOS ANGELES ECONOMIC AND WORKFORCE DEVELOPMENT DEPAR	LAV-T6415	(2,734)	
93.558	TEMPORARY ASSISTANCE FOR NEEDY FAMILIES (TANF)		PASS-THROUGH	CONTRA COSTA COUNTY	19-1699-7	(1)	
93.558	TEMPORARY ASSISTANCE FOR NEEDY FAMILIES (TANF)		PASS-THROUGH	DEL NORTE COUNTY	C000113940	(1,913)	
93.558	TEMPORARY ASSISTANCE FOR NEEDY FAMILIES (TANF)		PASS-THROUGH	DEL NORTE COUNTY	C000114102	46,482	
93.558	TEMPORARY ASSISTANCE FOR NEEDY FAMILIES (TANF)		PASS-THROUGH	DEL NORTE COUNTY	C000114146	9,447	
93.558	TEMPORARY ASSISTANCE FOR NEEDY FAMILIES (TANF)		PASS-THROUGH	DEL NORTE COUNTY	EW-2018-06; 2018-130	(3,825)	
93.558	TEMPORARY ASSISTANCE FOR NEEDY FAMILIES (TANF)		PASS-THROUGH	HUMBOLDT COUNTY	A20-1813	7,404	
93.558	TEMPORARY ASSISTANCE FOR NEEDY FAMILIES (TANF)		PASS-THROUGH	HUMBOLDT COUNTY	C000114078	85,639	
93.558	TEMPORARY ASSISTANCE FOR NEEDY FAMILIES (TANF)		PASS-THROUGH	HUMBOLDT COUNTY	EW-2018-10	8,582	
93.558	TEMPORARY ASSISTANCE FOR NEEDY FAMILIES (TANF)		PASS-THROUGH	HUMBOLDT COUNTY	GENT-2020-10	27,668	
93.558	TEMPORARY ASSISTANCE FOR NEEDY FAMILIES (TANF)		PASS-THROUGH	KERN COUNTY	297-2019	110,671	
93.558	TEMPORARY ASSISTANCE FOR NEEDY FAMILIES (TANF)		PASS-THROUGH	KERN COUNTY	A19-1468	5,999	
93.558	TEMPORARY ASSISTANCE FOR NEEDY FAMILIES (TANF)		PASS-THROUGH	MONTEREY COUNTY	A19-222	(8,984)	
93.558	TEMPORARY ASSISTANCE FOR NEEDY FAMILIES (TANF)		PASS-THROUGH	MONTEREY COUNTY	C000114141	193,290	
93.558	TEMPORARY ASSISTANCE FOR NEEDY FAMILIES (TANF)		PASS-THROUGH	MONTEREY COUNTY	EW-2017-22	4,505	
93.558	TEMPORARY ASSISTANCE FOR NEEDY FAMILIES (TANF)		PASS-THROUGH	SAN MATEO COUNTY	C000113997	1,808	
93.558	TEMPORARY ASSISTANCE FOR NEEDY FAMILIES (TANF)		PASS-THROUGH	SAN MATEO COUNTY	GENT-2018-53	(425)	
93.558	TEMPORARY ASSISTANCE FOR NEEDY FAMILIES (TANF)		PASS-THROUGH	SUTTER COUNTY	C000113914	33,999	
93.558	TEMPORARY ASSISTANCE FOR NEEDY FAMILIES (TANF)		PASS-THROUGH	SUTTER COUNTY	C000114130	49,518	
93.558	TEMPORARY ASSISTANCE FOR NEEDY FAMILIES (TANF)		PASS-THROUGH	SUTTER COUNTY	GENT-2018-35	(1,721)	
93.558	TEMPORARY ASSISTANCE FOR NEEDY FAMILIES (TANF)		PASS-THROUGH	YOLO COUNTY	EW-2018-40	67,964	
93.558	TEMPORARY ASSISTANCE FOR NEEDY FAMILIES (TANF)		PASS-THROUGH	YUBA COUNTY	GENT-2018-41	(1,913)	
93.558	TEMPORARY ASSISTANCE FOR NEEDY FAMILIES (TANF)		PASS-THROUGH	SONOMA COUNTY	WK-2018-33	2,689	
93.558	TEMPORARY ASSISTANCE FOR NEEDY FAMILIES (TANF)		PASS-THROUGH	MONO COUNTY	C000114075	31,106	
93.558	TEMPORARY ASSISTANCE FOR NEEDY FAMILIES (TANF)		PASS-THROUGH	MONO COUNTY	C000114080	22,134	
93.558	TEMPORARY ASSISTANCE FOR NEEDY FAMILIES (TANF)		PASS-THROUGH	SISKIYOU COUNTY	C000113941	(3,292)	
93.558	TEMPORARY ASSISTANCE FOR NEEDY FAMILIES (TANF)		PASS-THROUGH	SISKIYOU COUNTY	C000114082	48,238	
93.558	TEMPORARY ASSISTANCE FOR NEEDY FAMILIES (TANF)		PASS-THROUGH	SISKIYOU COUNTY	EW-2018-31	3,318	
93.558	TEMPORARY ASSISTANCE FOR NEEDY FAMILIES (TANF)		PASS-THROUGH	TRINITY COUNTY	C000113984	(5)	
93.558	TEMPORARY ASSISTANCE FOR NEEDY FAMILIES (TANF)		PASS-THROUGH	TRINITY COUNTY	C000114144	20,158	
93.558	TEMPORARY ASSISTANCE FOR NEEDY FAMILIES (TANF)		PASS-THROUGH	TRINITY COUNTY	EW-2018-37	5,544	
93.558	TEMPORARY ASSISTANCE FOR NEEDY FAMILIES (TANF)		PASS-THROUGH	EL DORADO COUNTY	EW-2015-07	42,838	
93.558	TEMPORARY ASSISTANCE FOR NEEDY FAMILIES (TANF)		PASS-THROUGH	EL DORADO COUNTY	GENT-2018-07; 2913	120,246	
93.558	TEMPORARY ASSISTANCE FOR NEEDY FAMILIES (TANF)		PASS-THROUGH	KINGS COUNTY	C000113972	(3,825)	
93.558	TEMPORARY ASSISTANCE FOR NEEDY FAMILIES (TANF)		PASS-THROUGH	KINGS COUNTY	EW-2018-13	5,487	
93.558	TEMPORARY ASSISTANCE FOR NEEDY FAMILIES (TANF)		PASS-THROUGH	KINGS COUNTY	GENT-2020-13	121,738	
93.558	TEMPORARY ASSISTANCE FOR NEEDY FAMILIES (TANF)		PASS-THROUGH	STANISLAUS COUNTY	A52890	61,264	
93.558	TEMPORARY ASSISTANCE FOR NEEDY FAMILIES (TANF)		PASS-THROUGH	STANISLAUS COUNTY	EW-2018-34	1,474	
93.558	TEMPORARY ASSISTANCE FOR NEEDY FAMILIES (TANF)		PASS-THROUGH	STANISLAUS COUNTY	GENT-2020-34	25,256	
93.558	TEMPORARY ASSISTANCE FOR NEEDY FAMILIES (TANF)		PASS-THROUGH	AMADOR COUNTY	C000113906	11,050	
93.558	TEMPORARY ASSISTANCE FOR NEEDY FAMILIES (TANF)		PASS-THROUGH	AMADOR COUNTY	C000114076	23,794	
93.558	TEMPORARY ASSISTANCE FOR NEEDY FAMILIES (TANF)		PASS-THROUGH	AMADOR COUNTY	EW-2018-02	1,148	
93.558	TEMPORARY ASSISTANCE FOR NEEDY FAMILIES (TANF)		PASS-THROUGH	TUOLUMNE COUNTY	C000113912	(2,550)	
93.558	TEMPORARY ASSISTANCE FOR NEEDY FAMILIES (TANF)		PASS-THROUGH	TUOLUMNE COUNTY	C000114090	18,023	
93.558	TEMPORARY ASSISTANCE FOR NEEDY FAMILIES (TANF)		PASS-THROUGH	TUOLUMNE COUNTY	EW-2018-39	(765)	
93.558	TEMPORARY ASSISTANCE FOR NEEDY FAMILIES (TANF)		PASS-THROUGH	SOLANO COUNTY	C000114103	84,979	
93.558	TEMPORARY ASSISTANCE FOR NEEDY FAMILIES (TANF)		PASS-THROUGH	SOLANO COUNTY	GENT-2018-32	(383)	
93.558	TEMPORARY ASSISTANCE FOR NEEDY FAMILIES (TANF)		PASS-THROUGH	ALPINE COUNTY	C000114158	21,739	
93.558	TEMPORARY ASSISTANCE FOR NEEDY FAMILIES (TANF)		PASS-THROUGH	ALPINE COUNTY	EW-2018-01	(1,913)	
93.558	TEMPORARY ASSISTANCE FOR NEEDY FAMILIES (TANF)		PASS-THROUGH	ALPINE COUNTY	WK-2018-01	(3,060)	
93.558	TEMPORARY ASSISTANCE FOR NEEDY FAMILIES (TANF)		PASS-THROUGH	NEVADA COUNTY	C000113939	(425)	
93.558	TEMPORARY ASSISTANCE FOR NEEDY FAMILIES (TANF)		PASS-THROUGH	NEVADA COUNTY	C000114129	45,731	

**University of California**  
**Schedule of Expenditures of Federal Awards**

*For the Fiscal Year Ended  
June 30, 2021  
(Expressed in whole dollars)*

**477 Cluster**

Assistance Listing Number	Federal Program Title	Additional Award Identification	Direct / Pass-Through	Agency or Pass-Through Entity	Pass-Through No. or Other Identifier	Federal Expenditures	Passed-Through to Subrecipients
93.558	TEMPORARY ASSISTANCE FOR NEEDY FAMILIES (TANF)		PASS-THROUGH	NEVADA COUNTY	EW-2018-24	8,797	
93.558	TEMPORARY ASSISTANCE FOR NEEDY FAMILIES (TANF)		PASS-THROUGH	PLUMAS COUNTY	C000113973	14,025	
93.558	TEMPORARY ASSISTANCE FOR NEEDY FAMILIES (TANF)		PASS-THROUGH	PLUMAS COUNTY	C000114113	17,786	
93.558	TEMPORARY ASSISTANCE FOR NEEDY FAMILIES (TANF)		PASS-THROUGH	MADERA COUNTY	C000114112	121,737	
93.558	TEMPORARY ASSISTANCE FOR NEEDY FAMILIES (TANF)		PASS-THROUGH	MADERA COUNTY	EW-2018-16	1,912	
93.558	TEMPORARY ASSISTANCE FOR NEEDY FAMILIES (TANF)		PASS-THROUGH	MERCED COUNTY	GENT-2018-19	2,560	
93.558	TEMPORARY ASSISTANCE FOR NEEDY FAMILIES (TANF)		PASS-THROUGH	TEHAMA COUNTY	EW-2018-36	(1,622)	
93.558	TEMPORARY ASSISTANCE FOR NEEDY FAMILIES (TANF)		PASS-THROUGH	TEHAMA COUNTY	GENT-2018-36	3,060	
93.558	TEMPORARY ASSISTANCE FOR NEEDY FAMILIES (TANF)		PASS-THROUGH	TEHAMA COUNTY	WK-2018-36	1,530	
93.558	TEMPORARY ASSISTANCE FOR NEEDY FAMILIES (TANF)		PASS-THROUGH	CALAVERAS COUNTY	C000114152	18,458	
93.558	TEMPORARY ASSISTANCE FOR NEEDY FAMILIES (TANF)		PASS-THROUGH	MARIN COUNTY	C000113988	146,774	
93.558	TEMPORARY ASSISTANCE FOR NEEDY FAMILIES (TANF)		PASS-THROUGH	MARIN COUNTY	C000114162	92,921	
93.558	TEMPORARY ASSISTANCE FOR NEEDY FAMILIES (TANF)		PASS-THROUGH	MARIN COUNTY	EW-2018-17	631	
93.558	TEMPORARY ASSISTANCE FOR NEEDY FAMILIES (TANF)		PASS-THROUGH	MODOC COUNTY	C000114097	88,064	
93.558	TEMPORARY ASSISTANCE FOR NEEDY FAMILIES (TANF)		PASS-THROUGH	SIERRA COUNTY	C000114026	2,680	
93.558	TEMPORARY ASSISTANCE FOR NEEDY FAMILIES (TANF)		PASS-THROUGH	SIERRA COUNTY	EW-2020-30	1,067	
93.558	TEMPORARY ASSISTANCE FOR NEEDY FAMILIES (TANF)		PASS-THROUGH	COLUSA COUNTY	C000113976	22,525	
93.558	TEMPORARY ASSISTANCE FOR NEEDY FAMILIES (TANF)		PASS-THROUGH	COLUSA COUNTY	C000114108	19,763	
93.558	TEMPORARY ASSISTANCE FOR NEEDY FAMILIES (TANF)		PASS-THROUGH	COLUSA COUNTY	C000114109	99,920	
93.558	TEMPORARY ASSISTANCE FOR NEEDY FAMILIES (TANF)		PASS-THROUGH	COLUSA COUNTY	EW-2018-05	2,677	
93.558	TEMPORARY ASSISTANCE FOR NEEDY FAMILIES (TANF)		PASS-THROUGH	COLUSA COUNTY	GENT-2018-05	7,650	
93.558	TEMPORARY ASSISTANCE FOR NEEDY FAMILIES (TANF)		PASS-THROUGH	SANTA CRUZ COUNTY	19W 1893-01	16,394	
93.558	TEMPORARY ASSISTANCE FOR NEEDY FAMILIES (TANF)		PASS-THROUGH	SANTA CRUZ COUNTY	C000113891	(5,444)	
93.558	TEMPORARY ASSISTANCE FOR NEEDY FAMILIES (TANF)		PASS-THROUGH	SANTA CRUZ COUNTY	C000114134	10,672	
93.558	TEMPORARY ASSISTANCE FOR NEEDY FAMILIES (TANF)		PASS-THROUGH	SANTA CRUZ COUNTY	C000114135	207,112	
93.558	TEMPORARY ASSISTANCE FOR NEEDY FAMILIES (TANF)		PASS-THROUGH	SHASTA COUNTY	C000113916	(2,811)	
93.558	TEMPORARY ASSISTANCE FOR NEEDY FAMILIES (TANF)		PASS-THROUGH	SHASTA COUNTY	C000114094	46,482	
93.558	TEMPORARY ASSISTANCE FOR NEEDY FAMILIES (TANF)		PASS-THROUGH	SHASTA COUNTY	C000114107	11,976	
93.558	TEMPORARY ASSISTANCE FOR NEEDY FAMILIES (TANF)		PASS-THROUGH	SHASTA COUNTY	CW-2017-29	(1,275)	
93.558	TEMPORARY ASSISTANCE FOR NEEDY FAMILIES (TANF)		PASS-THROUGH	LAKE COUNTY	C000114110	71,145	
93.558	TEMPORARY ASSISTANCE FOR NEEDY FAMILIES (TANF)		PASS-THROUGH	GLENN COUNTY	C000113955	2,356	
93.558	TEMPORARY ASSISTANCE FOR NEEDY FAMILIES (TANF)		PASS-THROUGH	GLENN COUNTY	C000114099	49,886	
93.558	TEMPORARY ASSISTANCE FOR NEEDY FAMILIES (TANF)		PASS-THROUGH	GLENN COUNTY	EW-2017-09	1,913	
93.558	TEMPORARY ASSISTANCE FOR NEEDY FAMILIES (TANF)		PASS-THROUGH	SAN LUIS OBISPO COUNTY	C000114148	5,929	
93.558	TEMPORARY ASSISTANCE FOR NEEDY FAMILIES (TANF)		PASS-THROUGH	MARIPOSA COUNTY	C000114142	33,122	
93.558	TEMPORARY ASSISTANCE FOR NEEDY FAMILIES (TANF)		PASS-THROUGH	SAN BENITO COUNTY	C000114154	8,696	
93.558	TEMPORARY ASSISTANCE FOR NEEDY FAMILIES (TANF)		PASS-THROUGH	SAN BENITO COUNTY	C000114155	10,988	
93.558	TEMPORARY ASSISTANCE FOR NEEDY FAMILIES (TANF)		PASS-THROUGH	SAN BENITO COUNTY	GENT-2018-27	3,825	
93.558	TEMPORARY ASSISTANCE FOR NEEDY FAMILIES (TANF)		PASS-THROUGH	NAPA COUNTY	1706553	(1,913)	
93.558	TEMPORARY ASSISTANCE FOR NEEDY FAMILIES (TANF)		PASS-THROUGH	NAPA COUNTY	C000113893	(2,550)	
93.558	TEMPORARY ASSISTANCE FOR NEEDY FAMILIES (TANF)		PASS-THROUGH	NAPA COUNTY	C000114079	47,035	
93.558	TEMPORARY ASSISTANCE FOR NEEDY FAMILIES (TANF)		PASS-THROUGH	NAPA COUNTY	GENT-2017-23	643	
93.558	TEMPORARY ASSISTANCE FOR NEEDY FAMILIES (TANF)		PASS-THROUGH	PLACER COUNTY	C000113896	4,250	
93.558	TEMPORARY ASSISTANCE FOR NEEDY FAMILIES (TANF)		PASS-THROUGH	BUTTE COUNTY	C000114114	12,648	
93.558	TEMPORARY ASSISTANCE FOR NEEDY FAMILIES (TANF)		PASS-THROUGH	TULARE COUNTY	CW-2018-38	2,677	
93.558	TEMPORARY ASSISTANCE FOR NEEDY FAMILIES (TANF)		PASS-THROUGH	TULARE COUNTY	EW-2018-38	(383)	
93.558	TEMPORARY ASSISTANCE FOR NEEDY FAMILIES (TANF) Total					3,328,169	
93.569	COVID-19 - COMMUNITY SERVICES BLOCK GRANT	COVID-19	PASS-THROUGH	COMMUNITY ACTION PARTNERSHIP OF ORANGE COUNTY	CAP-5609521	61,892	
93.569	COVID-19 - COMMUNITY SERVICES BLOCK GRANT Total					61,892	
						<b>3,390,061</b>	

**University of California**  
**Schedule of Expenditures of Federal Awards**

*For the Fiscal Year Ended  
June 30, 2021  
(Expressed in whole dollars)*

**Head Start Cluster**

Assistance Listing Number	Federal Program Title	Additional Award Identification	Direct / Pass-Through	Agency or Pass-Through Entity	Pass-Through No. or Other Identifier	Federal Expenditures	Passed-Through to Subrecipients
93.600	HEAD START		DIRECT	DEPARTMENT OF HEALTH AND HUMAN SERVICES (HHS)	VARIOUS	1,424,214	5,200
93.600	HEAD START		PASS-THROUGH	AMERICAN ACADEMY OF PEDIATRICS	719180 UCLA	303,129	106,398
93.600	HEAD START		PASS-THROUGH	CALIFORNIA MEDICAL CENTER	20111273	183,943	
93.600	HEAD START		PASS-THROUGH	EDUCATION DEVELOPMENT CENTER, INC.		232,546	
93.600	HEAD START		PASS-THROUGH	GEORGETOWN UNIVERSITY	EDC# 12555 (2020-0015)	124,160	
93.600	HEAD START		PASS-THROUGH	UNIVERSITY OF MASSACHUSETTS AMHERST	411725_GR424357_UCS F	28,404	
93.600	HEAD START		PASS-THROUGH	UNIVERSITY OF MASSACHUSETTS AMHERST	20160127	58,876	
93.600	HEAD START		PASS-THROUGH	UNIVERSITY OF MASSACHUSETTS AMHERST	90HC0011-01-00	287,569	
93.600	HEAD START		PASS-THROUGH	UNIVERSITY OF MASSACHUSETTS AMHERST	UCLA-PMFO 2.0-1		
93.600	HEAD START Total					2,642,841	111,598
93.600	COVID-19 - HEAD START	COVID-19	DIRECT	DEPARTMENT OF HEALTH AND HUMAN SERVICES (HHS)	VARIOUS	93,365	
93.600	COVID-19 - HEAD START Total					93,365	
						<b>2,736,206</b>	<b>111,598</b>

**University of California**  
**Schedule of Expenditures of Federal Awards**

*For the Fiscal Year Ended*  
*June 30, 2021*  
*(Expressed in whole dollars)*

**Federal Transit Cluster**

Assistance Listing Number	Federal Program Title	Additional Award Identification	Direct / Pass-Through	Agency or Pass-Through Entity	Pass-Through No. or Other Identifier	Federal Expenditures	Passed-Through to Subrecipients
20.507	FEDERAL TRANSIT-FORMULA GRANTS		PASS-THROUGH	CITY OF DAVIS	201701915	195,067	
20.507	FEDERAL TRANSIT-FORMULA GRANTS		PASS-THROUGH	CITY OF DAVIS	A20-2871	530,529	
20.507	FEDERAL TRANSIT-FORMULA GRANTS		PASS-THROUGH	CITY OF DAVIS	CA-2017-004	(2,349)	
20.507	FEDERAL TRANSIT-FORMULA GRANTS		PASS-THROUGH	CITY OF DAVIS	CA-2017-126-00	44,229	
20.507	FEDERAL TRANSIT-FORMULA GRANTS Total					<u>767,476</u>	
						<b>767,476</b>	

**University of California**  
**Schedule of Expenditures of Federal Awards**

*For the Fiscal Year Ended  
June 30, 2021  
(Expressed in whole dollars)*

**Economic Development Cluster**

Assistance Listing Number	Federal Program Title	Additional Award Identification	Direct / Pass-Through	Agency or Pass-Through Entity	Pass-Through No. or Other Identifier	Federal Expenditures	Passed-Through to Subrecipients
11.307	ECONOMIC ADJUSTMENT ASSISTANCE		DIRECT	DEPARTMENT OF COMMERCE (DOC)	VARIOUS	724,918	
11.307	ECONOMIC ADJUSTMENT ASSISTANCE Total					724,918	
						<b>724,918</b>	

**University of California**  
**Schedule of Expenditures of Federal Awards**

*For the Fiscal Year Ended  
June 30, 2021  
(Expressed in whole dollars)*

**FMCSA Cluster**

Assistance Listing Number	Federal Program Title	Additional Award Identification	Direct / Pass-Through	Agency or Pass-Through Entity	Pass-Through No. or Other Identifier	Federal Expenditures	Passed-Through to Subrecipients
20.237	MOTOR CARRIER SAFETY ASSISTANCE HIGH PRIORITY ACTIVITIES GRANTS AND COOPERATIVE AGREEMENTS		DIRECT	DEPARTMENT OF TRANSPORTATION (DOT)	VARIOUS	647,591	
20.237	MOTOR CARRIER SAFETY ASSISTANCE HIGH PRIORITY ACTIVITIES GRANTS AND COOPERATIVE AGREEMENTS		PASS-THROUGH	LEIDOS, INC.	3	30,443	
20.237	MOTOR CARRIER SAFETY ASSISTANCE HIGH PRIORITY ACTIVITIES GRANTS AND COOPERATIVE AGREEMENTS Total					678,034	
						<b>678,034</b>	



**University of California**  
**Schedule of Expenditures of Federal Awards**

*For the Fiscal Year Ended  
June 30, 2021  
(Expressed in whole dollars)*

**CCDF Cluster**

Assistance Listing Number	Federal Program Title	Additional Award Identification	Direct / Pass-Through	Agency or Pass-Through Entity	Pass-Through No. or Other Identifier	Federal Expenditures	Passed-Through to Subrecipients
93.575	CHILD CARE AND DEVELOPMENT BLOCK GRANT		PASS-THROUGH	CALIFORNIA DEPARTMENT OF EDUCATION	A18-0149-005	97,027	
93.575	CHILD CARE AND DEVELOPMENT BLOCK GRANT		PASS-THROUGH	CALIFORNIA DEPARTMENT OF EDUCATION	CCTR-0166	294,108	
93.575	CHILD CARE AND DEVELOPMENT BLOCK GRANT		PASS-THROUGH	CALIFORNIA DEPARTMENT OF EDUCATION	CCTR-0258	32,135	
93.575	CHILD CARE AND DEVELOPMENT BLOCK GRANT		PASS-THROUGH	CALIFORNIA DEPARTMENT OF EDUCATION	CCTR8258	(38,610)	
93.575	CHILD CARE AND DEVELOPMENT BLOCK GRANT		PASS-THROUGH	CALIFORNIA DEPARTMENT OF EDUCATION	CCTR-9162	25	
93.575	CHILD CARE AND DEVELOPMENT BLOCK GRANT		PASS-THROUGH	CALIFORNIA DEPARTMENT OF EDUCATION	CSPP-0367	143,457	
93.575	CHILD CARE AND DEVELOPMENT BLOCK GRANT		PASS-THROUGH	CALIFORNIA DEPARTMENT OF EDUCATION	CSPP8555	(12,945)	
93.575	CHILD CARE AND DEVELOPMENT BLOCK GRANT		PASS-THROUGH	UNIVERSITY OF VIRGINIA	GB10776.PO #2247305	29,831	
93.575	CHILD CARE AND DEVELOPMENT BLOCK GRANT Total					545,028	
93.596	CHILD CARE MANDATORY AND MATCHING FUNDS OF THE CHILD CARE AND DEVELOPMENT FUND		PASS-THROUGH	CALIFORNIA CHILD DEVELOPMENT DIVISION	CCDD CCTR-7180	4	
93.596	CHILD CARE MANDATORY AND MATCHING FUNDS OF THE CHILD CARE AND DEVELOPMENT FUND		PASS-THROUGH	CALIFORNIA DEPARTMENT OF EDUCATION	A18-0148-005	119,698	
93.596	CHILD CARE MANDATORY AND MATCHING FUNDS OF THE CHILD CARE AND DEVELOPMENT FUND		PASS-THROUGH	CALIFORNIA DEPARTMENT OF EDUCATION	CCTR0258	70,579	
93.596	CHILD CARE MANDATORY AND MATCHING FUNDS OF THE CHILD CARE AND DEVELOPMENT FUND		PASS-THROUGH	CALIFORNIA DEPARTMENT OF EDUCATION	CCTR8258	(36,461)	
93.596	CHILD CARE MANDATORY AND MATCHING FUNDS OF THE CHILD CARE AND DEVELOPMENT FUND		PASS-THROUGH	CALIFORNIA DEPARTMENT OF EDUCATION	CSPP8555	(29,589)	
93.596	CHILD CARE MANDATORY AND MATCHING FUNDS OF THE CHILD CARE AND DEVELOPMENT FUND Total					124,231	
						<b>669,259</b>	

**University of California**  
**Schedule of Expenditures of Federal Awards**

*For the Fiscal Year Ended*  
*June 30, 2021*  
*(Expressed in whole dollars)*

**WIOA Cluster**

Assistance Listing Number	Federal Program Title	Additional Award Identification	Direct / Pass-Through	Agency or Pass-Through Entity	Pass-Through No. or Other Identifier	Federal Expenditures	Passed-Through to Subrecipients
17.258	WIOA ADULT PROGRAM		PASS-THROUGH	CITY OF LOS ANGELES	T4652C117872	(564)	
17.258	WIOA ADULT PROGRAM Total					(564)	
17.259	WIOA YOUTH ACTIVITIES		PASS-THROUGH	CITY OF LOS ANGELES	CITYLA/DOL T6376	(3,017)	
17.259	WIOA YOUTH ACTIVITIES		PASS-THROUGH	CITY OF LOS ANGELES	T6709/C136079	442,663	
17.259	WIOA YOUTH ACTIVITIES		PASS-THROUGH	CITY OF LOS ANGELES ECONOMIC AND WORKFORCE DEVELOPMENT DEPAR	C-135989.1	441	
17.259	WIOA YOUTH ACTIVITIES		PASS-THROUGH	CITY OF LOS ANGELES ECONOMIC AND WORKFORCE DEVELOPMENT DEPAR	C-136026	26,084	
17.259	WIOA YOUTH ACTIVITIES		PASS-THROUGH	YOUTH POLICY INSTITUTE INC.	20184321	(78,910)	
17.259	WIOA YOUTH ACTIVITIES Total					387,261	
						<b>386,697</b>	

**University of California**  
**Schedule of Expenditures of Federal Awards**

*For the Fiscal Year Ended*  
*June 30, 2021*  
*(Expressed in whole dollars)*

**Highway Planning And Construction Cluster**

Assistance Listing Number	Federal Program Title	Additional Award Identification	Direct / Pass-Through	Agency or Pass-Through Entity	Pass-Through No. or Other Identifier	Federal Expenditures	Passed-Through to Subrecipients
20.205	HIGHWAY PLANNING AND CONSTRUCTION		PASS-THROUGH	CALTRANS CALIFORNIA DEPARTMENT OF TRANSPORTATION	65A0697-CYC1	103,155	12,620
20.205	HIGHWAY PLANNING AND CONSTRUCTION		PASS-THROUGH	TEXAS A&M UNIVERSITY - COLLEGE STATION	M2101416	19,111	
20.205	HIGHWAY PLANNING AND CONSTRUCTION					122,266	12,620
	Total					<b>122,266</b>	<b>12,620</b>

**University of California**  
**Schedule of Expenditures of Federal Awards**

*For the Fiscal Year Ended*  
*June 30, 2021*  
*(Expressed in whole dollars)*

**Child Nutrition Cluster**

Assistance Listing Number	Federal Program Title	Additional Award Identification	Direct / Pass-Through	Agency or Pass-Through Entity	Pass-Through No. or Other Identifier	Federal Expenditures	Passed-Through to Subrecipients
10.555	NATIONAL SCHOOL LUNCH PROGRAM (NSLP)		PASS-THROUGH	PUBLIC HEALTH INSTITUTE	SUB 01486 (18-95423)	80,237	
10.555	NATIONAL SCHOOL LUNCH PROGRAM (NSLP)					80,237	
	Total					<b>80,237</b>	

**University of California**  
**Schedule of Expenditures of Federal Awards**

*For the Fiscal Year Ended  
June 30, 2021  
(Expressed in whole dollars)*

**CDBG - Entitlement Grants Cluster**

Assistance Listing Number	Federal Program Title	Additional Award Identification	Direct / Pass-Through	Agency or Pass-Through Entity	Pass-Through No. or Other Identifier	Federal Expenditures	Passed-Through to Subrecipients
14.218	COMMUNITY DEVELOPMENT BLOCK GRANTS/ENTITLEMENT GRANTS		PASS-THROUGH	CITY OF LOS ANGELES ECONOMIC AND WORKFORCE DEVELOPMENT DEPAR	RAS-20907	19,520	
14.218	COMMUNITY DEVELOPMENT BLOCK GRANTS/ENTITLEMENT GRANTS		PASS-THROUGH	CITY OF RIVERSIDE	011631	45,289	
14.218	COMMUNITY DEVELOPMENT BLOCK GRANTS/ENTITLEMENT GRANTS Total					64,810	
						<b>64,809</b>	

**University of California**  
**Schedule of Expenditures of Federal Awards**

*For the Fiscal Year Ended  
June 30, 2021  
(Expressed in whole dollars)*

**Fish And Wildlife Cluster**

Assistance Listing Number	Federal Program Title	Additional Award Identification	Direct / Pass-Through	Agency or Pass-Through Entity	Pass-Through No. or Other Identifier	Federal Expenditures	Passed-Through to Subrecipients
15.611	WILDLIFE RESTORATION AND BASIC HUNTER EDUCATION		PASS-THROUGH	CALIFORNIA DEPARTMENT OF FISH AND WILDLIFE	P1760025	7,194	
15.611	WILDLIFE RESTORATION AND BASIC HUNTER EDUCATION		PASS-THROUGH	CALIFORNIA DEPARTMENT OF FISH AND WILDLIFE	P1760026	306	306
15.611	WILDLIFE RESTORATION AND BASIC HUNTER EDUCATION Total					7,500	306
						<b>7,500</b>	<b>306</b>

**University of California**  
**Schedule of Expenditures of Federal Awards**

*For the Fiscal Year Ended  
June 30, 2021  
(Expressed in whole dollars)*

**Other Federal Programs**

Assistance Listing Number	Federal Program Title	Additional Award Identification	Direct / Pass-Through	Agency or Pass-Through Entity	Pass-Through No. or Other Identifier	Federal Expenditures	Passed-Through to Subrecipients
10.025	PLANT AND ANIMAL DISEASE, PEST CONTROL, AND ANIMAL CARE		DIRECT	UNITED STATES DEPARTMENT OF AGRICULTURE (USDA)	VARIOUS	559,432	
10.025	PLANT AND ANIMAL DISEASE, PEST CONTROL, AND ANIMAL CARE		PASS-THROUGH	CORNELL UNIVERSITY		24,353	
10.025	PLANT AND ANIMAL DISEASE, PEST CONTROL, AND ANIMAL CARE Total				AP20VSD&B000C020	583,785	
10.167	TRANSPORTATION SERVICES		DIRECT	UNITED STATES DEPARTMENT OF AGRICULTURE (USDA)	VARIOUS	12,985	
10.167	TRANSPORTATION SERVICES Total					12,985	
10.170	SPECIALTY CROP BLOCK GRANT PROGRAM - FARM BILL		PASS-THROUGH	CALIFORNIA DEPARTMENT OF FOOD AND AGRICULTURE	17-0727001-SF	108,629	24,802
10.170	SPECIALTY CROP BLOCK GRANT PROGRAM - FARM BILL		PASS-THROUGH	CALIFORNIA DEPARTMENT OF FOOD AND AGRICULTURE	18-0001-042-SC	53,110	
10.170	SPECIALTY CROP BLOCK GRANT PROGRAM - FARM BILL		PASS-THROUGH	CALIFORNIA DEPARTMENT OF FOOD AND AGRICULTURE	18-0001-050-SC	63,444	
10.170	SPECIALTY CROP BLOCK GRANT PROGRAM - FARM BILL		PASS-THROUGH	CALIFORNIA DEPARTMENT OF FOOD AND AGRICULTURE	ANR	(630)	
10.170	SPECIALTY CROP BLOCK GRANT PROGRAM - FARM BILL		PASS-THROUGH	CONTRA COSTA RESOURCE CONSERVATION DISTRICT	Y20-5189	40,709	
10.170	SPECIALTY CROP BLOCK GRANT PROGRAM - FARM BILL		PASS-THROUGH	HEALTH CARE WITHOUT HARM	Y20-5230	6,523	
10.170	SPECIALTY CROP BLOCK GRANT PROGRAM - FARM BILL		PASS-THROUGH	UNIVERSITY OF ARIZONA	501201	1,757	
10.170	SPECIALTY CROP BLOCK GRANT PROGRAM - FARM BILL Total					273,542	24,802
10.175	FARMERS MARKET AND LOCAL FOOD PROMOTION PROGRAM		DIRECT	UNITED STATES DEPARTMENT OF AGRICULTURE (USDA)	VARIOUS	22,604	
10.175	FARMERS MARKET AND LOCAL FOOD PROMOTION PROGRAM Total					22,604	
10.203	PAYMENTS TO AGRICULTURAL EXPERIMENT STATIONS UNDER THE HATCH ACT		DIRECT	UNITED STATES DEPARTMENT OF AGRICULTURE (USDA)	VARIOUS	544	
10.203	PAYMENTS TO AGRICULTURAL EXPERIMENT STATIONS UNDER THE HATCH ACT Total					544	
10.210	HIGHER EDUCATION - GRADUATE FELLOWSHIPS GRANT PROGRAM		DIRECT	UNITED STATES DEPARTMENT OF AGRICULTURE (USDA)	VARIOUS	104,587	
10.210	HIGHER EDUCATION - GRADUATE FELLOWSHIPS GRANT PROGRAM Total					104,587	
10.215	SUSTAINABLE AGRICULTURE RESEARCH AND EDUCATION		PASS-THROUGH	MONTANA STATE UNIVERSITY	010789	(1,033)	
10.215	SUSTAINABLE AGRICULTURE RESEARCH AND EDUCATION		PASS-THROUGH	MONTANA STATE UNIVERSITY	G118-21-W7506	14,337	
10.215	SUSTAINABLE AGRICULTURE RESEARCH AND EDUCATION		PASS-THROUGH	MONTANA STATE UNIVERSITY	G158-21-W7906	4,650	
10.215	SUSTAINABLE AGRICULTURE RESEARCH AND EDUCATION		PASS-THROUGH	MONTANA STATE UNIVERSITY	G159-19-W7506	10,306	
10.215	SUSTAINABLE AGRICULTURE RESEARCH AND EDUCATION		PASS-THROUGH	MONTANA STATE UNIVERSITY	G174-20-W7503	13,989	
10.215	SUSTAINABLE AGRICULTURE RESEARCH AND EDUCATION		PASS-THROUGH	MONTANA STATE UNIVERSITY	G347-20-W7904	7,777	
10.215	SUSTAINABLE AGRICULTURE RESEARCH AND EDUCATION Total					50,026	
10.217	HIGHER EDUCATION - INSTITUTION CHALLENGE GRANTS PROGRAM		DIRECT	UNITED STATES DEPARTMENT OF AGRICULTURE (USDA)	VARIOUS	97,192	
10.217	HIGHER EDUCATION - INSTITUTION CHALLENGE GRANTS PROGRAM Total					97,192	
10.223	HISPANIC SERVING INSTITUTIONS EDUCATION GRANTS		DIRECT	UNITED STATES DEPARTMENT OF AGRICULTURE (USDA)	VARIOUS	121,258	
10.223	HISPANIC SERVING INSTITUTIONS EDUCATION GRANTS Total					121,258	
10.304	HOMELAND SECURITY AGRICULTURAL		DIRECT	UNITED STATES DEPARTMENT OF AGRICULTURE (USDA)	VARIOUS	106,340	
10.304	HOMELAND SECURITY AGRICULTURAL		PASS-THROUGH	UTAH STATE UNIVERSITY	Y21-5527	2,206	
10.304	HOMELAND SECURITY AGRICULTURAL Total					108,546	
10.328	NATIONAL FOOD SAFETY TRAINING, EDUCATION, EXTENSION, OUTREACH, AND TECHNICAL ASSISTANCE COMPETITIVE GRANTS PROGRAM		DIRECT	UNITED STATES DEPARTMENT OF AGRICULTURE (USDA)	VARIOUS	51,311	
10.328	NATIONAL FOOD SAFETY TRAINING, EDUCATION, EXTENSION, OUTREACH, AND TECHNICAL ASSISTANCE COMPETITIVE GRANTS PROGRAM		PASS-THROUGH	AUBURN UNIVERSITY		1,747	
10.328	NATIONAL FOOD SAFETY TRAINING, EDUCATION, EXTENSION, OUTREACH, AND TECHNICAL ASSISTANCE COMPETITIVE GRANTS PROGRAM Total				18-PS-205191-UCDAVIS	53,058	
10.329	CROP PROTECTION AND PEST MANAGEMENT COMPETITIVE GRANTS PROGRAM		DIRECT	UNITED STATES DEPARTMENT OF AGRICULTURE (USDA)	VARIOUS	769,046	197,404
10.329	CROP PROTECTION AND PEST MANAGEMENT COMPETITIVE GRANTS PROGRAM Total					769,046	197,404
10.500	FOOD SAFETY COOPERATIVE AGREEMENTS		DIRECT	UNITED STATES DEPARTMENT OF AGRICULTURE (USDA)	VARIOUS	12,796,941	
10.500	FOOD SAFETY COOPERATIVE AGREEMENTS		PASS-THROUGH	EXTENSION FOUNDATION	NTAE-2020-2007	23,169	
10.500	FOOD SAFETY COOPERATIVE AGREEMENTS		PASS-THROUGH	KANSAS STATE UNIVERSITY	A00-0983-S052	26,729	
10.500	FOOD SAFETY COOPERATIVE AGREEMENTS		PASS-THROUGH	WASHINGTON STATE UNIVERSITY	134194 G004009	13,561	
10.500	FOOD SAFETY COOPERATIVE AGREEMENTS		PASS-THROUGH	WASHINGTON STATE UNIVERSITY	134194 G004169	29,515	
10.500	FOOD SAFETY COOPERATIVE AGREEMENTS		PASS-THROUGH	WASHINGTON STATE UNIVERSITY	134194-G004168	34,319	
10.500	FOOD SAFETY COOPERATIVE AGREEMENTS		PASS-THROUGH	WESTERN CENTER FOR RISK MANAGEMENT EDUCATION	134194 SPC002702	249	
10.500	FOOD SAFETY COOPERATIVE AGREEMENTS Total					12,924,483	
10.511	SMITH-LEVER 3(B) AND 3(C), SMITH-LEVER SPECIAL NEEDS, AND UNIVERSITY OF DISTRICT OF COLUMBIA PUBLIC POSTSECONDARY EDUCATION REORGANIZATION ACT PROGRAM		DIRECT	UNITED STATES DEPARTMENT OF AGRICULTURE (USDA)	VARIOUS	148,148	
10.511	SMITH-LEVER 3(B) AND 3(C), SMITH-LEVER SPECIAL NEEDS, AND UNIVERSITY OF DISTRICT OF COLUMBIA PUBLIC POSTSECONDARY EDUCATION REORGANIZATION ACT PROGRAM Total					148,148	
10.521	CHILDREN, YOUTH, AND FAMILIES (CYFAR)		DIRECT	UNITED STATES DEPARTMENT OF AGRICULTURE (USDA)	VARIOUS	146,872	65,191
10.521	CHILDREN, YOUTH, AND FAMILIES (CYFAR) Total					146,872	65,191

**University of California**  
**Schedule of Expenditures of Federal Awards**

For the Fiscal Year Ended  
June 30, 2021  
(Expressed in whole dollars)

**Other Federal Programs**

Assistance Listing Number	Federal Program Title	Additional Award Identification	Direct / Pass-Through	Agency or Pass-Through Entity	Pass-Through No. or Other Identifier	Federal Expenditures	Passed-Through to Subrecipients
10.557	SPECIAL SUPPLEMENTAL NUTRITION PROGRAM FOR WOMEN, INFANTS, AND CHILDREN (WIC)		PASS-THROUGH	CALIFORNIA DEPARTMENT OF PUBLIC HEALTH		65,032	
10.557	SPECIAL SUPPLEMENTAL NUTRITION PROGRAM FOR WOMEN, INFANTS, AND CHILDREN (WIC) Total		PASS-THROUGH	CALIFORNIA DEPARTMENT OF PUBLIC HEALTH	20-10396	45,709	
10.557	SPECIAL SUPPLEMENTAL NUTRITION PROGRAM FOR WOMEN, INFANTS, AND CHILDREN (WIC) Total				20-10848	110,741	
10.558	CHILD AND ADULT CARE FOOD PROGRAM (CACFP)		PASS-THROUGH	CALIFORNIA DEPARTMENT OF EDUCATION	003376	26,900	
10.558	CHILD AND ADULT CARE FOOD PROGRAM (CACFP)		PASS-THROUGH	CALIFORNIA DEPARTMENT OF EDUCATION	04042-CACFP-30-HU-CS	1,219	
10.558	CHILD AND ADULT CARE FOOD PROGRAM (CACFP)		PASS-THROUGH	CALIFORNIA DEPARTMENT OF EDUCATION	CADE 04043-CACFP	2,677	
10.558	CHILD AND ADULT CARE FOOD PROGRAM (CACFP) Total					30,796	
10.612	USDA LOCAL AND REGIONAL FOOD AID PROCUREMENT PROGRAM		DIRECT	UNITED STATES DEPARTMENT OF AGRICULTURE (USDA)	VARIOUS	39,042	
10.612	USDA LOCAL AND REGIONAL FOOD AID PROCUREMENT PROGRAM Total					39,042	
10.674	WOOD UTILIZATION ASSISTANCE		DIRECT	UNITED STATES DEPARTMENT OF AGRICULTURE (USDA)	VARIOUS	171	
10.674	WOOD UTILIZATION ASSISTANCE Total					171	
10.675	URBAN AND COMMUNITY FORESTRY PROGRAM		PASS-THROUGH	CALIFORNIA DEPARTMENT OF FORESTRY AND FIRE PROTECTION	8GA18401	199,824	
10.675	URBAN AND COMMUNITY FORESTRY PROGRAM		PASS-THROUGH	CALIFORNIA DEPARTMENT OF FORESTRY AND FIRE PROTECTION	8GA20401	55,781	
10.675	URBAN AND COMMUNITY FORESTRY PROGRAM Total					255,605	
10.680	FOREST HEALTH PROTECTION		DIRECT	UNITED STATES DEPARTMENT OF AGRICULTURE (USDA)	VARIOUS	196,709	
10.680	FOREST HEALTH PROTECTION		PASS-THROUGH	CALIFORNIA DEPARTMENT OF FORESTRY AND FIRE PROTECTION	8GA20600	59,854	
10.680	FOREST HEALTH PROTECTION Total					256,563	
10.698	STATE & PRIVATE FORESTRY COOPERATIVE FIRE ASSISTANCE		PASS-THROUGH	NATURE CONSERVANCY	UC COOP EXT FMT 2019	60,146	
10.698	STATE & PRIVATE FORESTRY COOPERATIVE FIRE ASSISTANCE Total					60,146	
10.902	SOIL AND WATER CONSERVATION		DIRECT	UNITED STATES DEPARTMENT OF AGRICULTURE (USDA)	VARIOUS	124,265	
10.902	SOIL AND WATER CONSERVATION		PASS-THROUGH	SAN MATEO RESOURCE CONSERVATION DISTRICT	Y19-4554	3,914	
10.902	SOIL AND WATER CONSERVATION Total					128,179	
10.912	ENVIRONMENTAL QUALITY INCENTIVES PROGRAM		DIRECT	UNITED STATES DEPARTMENT OF AGRICULTURE (USDA)	VARIOUS	21,688	
10.912	ENVIRONMENTAL QUALITY INCENTIVES PROGRAM Total					21,688	
10.932	REGIONAL CONSERVATION PARTNERSHIP PROGRAM		DIRECT	UNITED STATES DEPARTMENT OF AGRICULTURE (USDA)	VARIOUS	83,877	79,021
10.932	REGIONAL CONSERVATION PARTNERSHIP PROGRAM Total					83,877	79,021
11.011	OCEAN EXPLORATION		PASS-THROUGH	NATIONAL MARINE SANCTUARY FOUNDATION	18-08-B-186	10	
11.011	OCEAN EXPLORATION Total					10	
11.417	SEA GRANT SUPPORT		DIRECT	DEPARTMENT OF COMMERCE (DOC)	VARIOUS	(9,777)	
11.417	SEA GRANT SUPPORT Total					(9,777)	
12.350	DEPARTMENT OF DEFENSE HIV/AIDS PREVENTION PROGRAM		PASS-THROUGH	SENECA TELECOMMUNICATIONS, LLC	20201077 (HT001119C0017)	102,314	
12.350	DEPARTMENT OF DEFENSE HIV/AIDS PREVENTION PROGRAM Total					102,314	
12.350	COVID-19 - DEPARTMENT OF DEFENSE HIV/AIDS PREVENTION PROGRAM	COVID-19	PASS-THROUGH	SENECA TELECOMMUNICATIONS, LLC	20201077 (HT001119C0017)	15,506	
12.350	COVID-19 - DEPARTMENT OF DEFENSE HIV/AIDS PREVENTION PROGRAM Total					15,506	
12.550	THE LANGUAGE FLAGSHIP GRANTS TO INSTITUTIONS OF HIGHER EDUCATION		PASS-THROUGH	INSTITUTE OF INTERNATIONAL EDUCATION	0054-UCLA-10	25,900	
12.550	THE LANGUAGE FLAGSHIP GRANTS TO INSTITUTIONS OF HIGHER EDUCATION		PASS-THROUGH	INSTITUTE OF INTERNATIONAL EDUCATION	0054-UCLA-10-RUS-280-PO8	282,998	
12.550	THE LANGUAGE FLAGSHIP GRANTS TO INSTITUTIONS OF HIGHER EDUCATION Total					308,898	
12.556	COMPETITIVE GRANTS: PROMOTING K-12 STUDENT ACHIEVEMENT AT MILITARY-CONNECTED SCHOOLS		PASS-THROUGH	SAN DIEGO UNIFIED SCHOOL DISTRICT	SUB HE1254-17-1-0003/SV19-0306	78,796	
12.556	COMPETITIVE GRANTS: PROMOTING K-12 STUDENT ACHIEVEMENT AT MILITARY-CONNECTED SCHOOLS Total					78,796	
12.560	DOD, NDEP, DOTC-STEM EDUCATION OUTREACH IMPLEMENTATION		PASS-THROUGH	AMERICAN BURN ASSOCIATION	A20-4405-1	4,118	
12.560	DOD, NDEP, DOTC-STEM EDUCATION OUTREACH IMPLEMENTATION Total					4,118	
12.900	LANGUAGE GRANT PROGRAM		DIRECT	DEPARTMENT OF DEFENSE (DOD)	VARIOUS	48,118	
12.900	LANGUAGE GRANT PROGRAM Total					48,118	
15.235	SOUTHERN NEVADA PUBLIC LAND MANAGEMENT		PASS-THROUGH	TAHOE RESOURCE CONSERVATION DISTRICT	Y18-4440	5,097	
15.235	SOUTHERN NEVADA PUBLIC LAND MANAGEMENT Total					5,097	
15.637	MIGRATORY BIRD JOINT VENTURES		PASS-THROUGH	PHEASANTS FOREVER, INC.	PCSR-FWS 2021-06	52,843	
15.637	MIGRATORY BIRD JOINT VENTURES		PASS-THROUGH	PHEASANTS FOREVER, INC.	SGI-2.0-20-01	12,466	
15.637	MIGRATORY BIRD JOINT VENTURES Total					65,309	
15.669	COOPERATIVE LANDSCAPE CONSERVATION		DIRECT	DEPARTMENT OF THE INTERIOR (DOI)	VARIOUS	22,004	
15.669	COOPERATIVE LANDSCAPE CONSERVATION Total					22,004	
15.805	ASSISTANCE TO STATE WATER RESOURCES RESEARCH INSTITUTES		DIRECT	DEPARTMENT OF THE INTERIOR (DOI)	VARIOUS	37,828	48,749
15.805	ASSISTANCE TO STATE WATER RESOURCES RESEARCH INSTITUTES Total					37,828	48,749
15.808	U.S. GEOLOGICAL SURVEY RESEARCH AND DATA COLLECTION		DIRECT	DEPARTMENT OF THE INTERIOR (DOI)	VARIOUS	348	
15.808	U.S. GEOLOGICAL SURVEY RESEARCH AND DATA COLLECTION		PASS-THROUGH	UNIVERSITY OF SOUTHERN CALIFORNIA	G17AC00047	14,472	
15.808	U.S. GEOLOGICAL SURVEY RESEARCH AND DATA COLLECTION Total					14,820	
15.933	PRESERVATION OF JAPANESE AMERICAN CONFINEMENT SITES		DIRECT	DEPARTMENT OF THE INTERIOR (DOI)	VARIOUS	59,633	
15.933	PRESERVATION OF JAPANESE AMERICAN CONFINEMENT SITES Total					59,633	
15.945	COOPERATIVE RESEARCH AND TRAINING PROGRAMS - RESOURCES OF THE NATIONAL PARK SYSTEM		DIRECT	DEPARTMENT OF THE INTERIOR (DOI)	VARIOUS	2,515	



**University of California  
Schedule of Expenditures of Federal Awards**

*For the Fiscal Year Ended  
June 30, 2021  
(Expressed in whole dollars)*

**Other Federal Programs**

Assistance Listing Number	Federal Program Title	Additional Award Identification	Direct / Pass-Through	Agency or Pass-Through Entity	Pass-Through No. or Other Identifier	Federal Expenditures	Passed-Through to Subrecipients
15.945	COOPERATIVE RESEARCH AND TRAINING PROGRAMS - RESOURCES OF THE NATIONAL PARK SYSTEM		PASS-THROUGH	COOPERATIVE ECOSYSTEM STUDIES UNITS		14,344	
15.945	COOPERATIVE RESEARCH AND TRAINING PROGRAMS - RESOURCES OF THE NATIONAL PARK SYSTEM Total				P16AC01594	16,859	
15.954	NATIONAL PARK SERVICE CONSERVATION, PROTECTION, OUTREACH, AND EDUCATION		PASS-THROUGH	NATIONAL WRITING PROJECT		3,497	
15.954	NATIONAL PARK SERVICE CONSERVATION, PROTECTION, OUTREACH, AND EDUCATION Total				92-CA03-NPS2019	3,497	
16.525	GRANTS TO REDUCE DOMESTIC VIOLENCE, DATING VIOLENCE, SEXUAL ASSAULT, AND STALKING ON CAMPUS		DIRECT	DEPARTMENT OF JUSTICE (DOJ)		22,913	
16.525	GRANTS TO REDUCE DOMESTIC VIOLENCE, DATING VIOLENCE, SEXUAL ASSAULT, AND STALKING ON CAMPUS Total				VARIOUS	22,913	
16.560	NATIONAL INSTITUTE OF JUSTICE RESEARCH, EVALUATION, AND DEVELOPMENT PROJECT GRANTS		DIRECT	DEPARTMENT OF JUSTICE (DOJ)		104,404	
16.560	NATIONAL INSTITUTE OF JUSTICE RESEARCH, EVALUATION, AND DEVELOPMENT PROJECT GRANTS Total				VARIOUS	104,404	
16.575	CRIME VICTIM ASSISTANCE		PASS-THROUGH	CALIFORNIA GOVERNOR'S OFFICE OF EMERGENCY SERVICES	008613	173,419	107,660
16.575	CRIME VICTIM ASSISTANCE		PASS-THROUGH	CALIFORNIA GOVERNOR'S OFFICE OF EMERGENCY SERVICES	012237	35,591	
16.575	CRIME VICTIM ASSISTANCE		PASS-THROUGH	CALIFORNIA GOVERNOR'S OFFICE OF EMERGENCY SERVICES	AT19-05-8556	192,608	
16.575	CRIME VICTIM ASSISTANCE		PASS-THROUGH	CALIFORNIA GOVERNOR'S OFFICE OF EMERGENCY SERVICES	AT20 01 8556	110,703	
16.575	CRIME VICTIM ASSISTANCE		PASS-THROUGH	CALIFORNIA GOVERNOR'S OFFICE OF EMERGENCY SERVICES	AT20018565	121,936	
16.575	CRIME VICTIM ASSISTANCE		PASS-THROUGH	CALIFORNIA GOVERNOR'S OFFICE OF EMERGENCY SERVICES	CS18 11 8556	1	
16.575	CRIME VICTIM ASSISTANCE		PASS-THROUGH	CALIFORNIA GOVERNOR'S OFFICE OF EMERGENCY SERVICES	CS19 12 8556	73,712	
16.575	CRIME VICTIM ASSISTANCE		PASS-THROUGH	CALIFORNIA GOVERNOR'S OFFICE OF EMERGENCY SERVICES	CS20138556	64,451	
16.575	CRIME VICTIM ASSISTANCE		PASS-THROUGH	CALIFORNIA GOVERNOR'S OFFICE OF EMERGENCY SERVICES	KC17000041	1,042	
16.575	CRIME VICTIM ASSISTANCE		PASS-THROUGH	CALIFORNIA GOVERNOR'S OFFICE OF EMERGENCY SERVICES	KC18028565	(435)	
16.575	CRIME VICTIM ASSISTANCE		PASS-THROUGH	CALIFORNIA GOVERNOR'S OFFICE OF EMERGENCY SERVICES	KC19 03 8565	237,559	
16.575	CRIME VICTIM ASSISTANCE		PASS-THROUGH	CALIFORNIA GOVERNOR'S OFFICE OF EMERGENCY SERVICES	KC20048565	55,760	
16.575	CRIME VICTIM ASSISTANCE		PASS-THROUGH	CALIFORNIA GOVERNOR'S OFFICE OF EMERGENCY SERVICES	RC19358565	88,604	
16.575	CRIME VICTIM ASSISTANCE		PASS-THROUGH	CALIFORNIA GOVERNOR'S OFFICE OF EMERGENCY SERVICES	RC20368565	464,162	
16.575	CRIME VICTIM ASSISTANCE		PASS-THROUGH	CALIFORNIA GOVERNOR'S OFFICE OF EMERGENCY SERVICES	XY19 02 8556	98,226	
16.575	CRIME VICTIM ASSISTANCE		PASS-THROUGH	CALIFORNIA GOVERNOR'S OFFICE OF EMERGENCY SERVICES	XY19A28556	96,392	
16.575	CRIME VICTIM ASSISTANCE		PASS-THROUGH	CALIFORNIA GOVERNOR'S OFFICE OF EMERGENCY SERVICES	XY20 03 8556	88,834	
16.575	CRIME VICTIM ASSISTANCE		PASS-THROUGH	CALIFORNIA GOVERNOR'S OFFICE OF EMERGENCY SERVICES	XY20 A3 8556	91,428	
16.575	CRIME VICTIM ASSISTANCE		PASS-THROUGH	CALIFORNIA PARTNERSHIP TO END DOMESTIC VIOLENCE	A20-0136	9,119	
16.575	CRIME VICTIM ASSISTANCE		PASS-THROUGH	LOS ANGELES COUNTY	XC20 03 0190	67,736	
16.575	CRIME VICTIM ASSISTANCE Total					2,070,849	107,660
16.582	CRIME VICTIM ASSISTANCE/DISCRETIONARY GRANTS		PASS-THROUGH	CALIFORNIA SCHOOL-BASED HEALTH ALLIANCE	OVC WCCUSD 17-20	3,795	
16.582	CRIME VICTIM ASSISTANCE/DISCRETIONARY GRANTS		PASS-THROUGH	MEDICAL UNIVERSITY OF SOUTH CAROLINA	A00-3311-S002.2	48,979	
16.582	CRIME VICTIM ASSISTANCE/DISCRETIONARY GRANTS Total					52,774	
16.726	JUVENILE MENTORING PROGRAM		PASS-THROUGH	NATIONAL 4-H COUNCIL	Y19-4833	41,451	
16.726	JUVENILE MENTORING PROGRAM Total					41,451	
16.734	SPECIAL DATA COLLECTIONS AND STATISTICAL STUDIES		DIRECT	DEPARTMENT OF JUSTICE (DOJ)		132,106	
16.734	SPECIAL DATA COLLECTIONS AND STATISTICAL STUDIES Total				VARIOUS	132,106	
16.742	PAUL COVERDELL FORENSIC SCIENCES IMPROVEMENT GRANT PROGRAM		PASS-THROUGH	CALIFORNIA GOVERNOR'S OFFICE OF EMERGENCY SERVICES	CQ20028556	7,089	
16.742	PAUL COVERDELL FORENSIC SCIENCES IMPROVEMENT GRANT PROGRAM Total					7,089	
16.812	SECOND CHANCE ACT REENTRY INITIATIVE		PASS-THROUGH	ALAMEDA COUNTY PROBATION DEPARTMENT	18853	8,816	
16.812	SECOND CHANCE ACT REENTRY INITIATIVE		PASS-THROUGH	ALAMEDA COUNTY PROBATION DEPARTMENT	19369	8,792	
16.812	SECOND CHANCE ACT REENTRY INITIATIVE Total					17,608	
17.268	H-1B JOB TRAINING GRANTS		DIRECT	DEPARTMENT OF LABOR (DOL)	VARIOUS	142,451	
17.268	H-1B JOB TRAINING GRANTS Total					142,451	
17.401	INTERNATIONAL LABOR PROGRAMS		PASS-THROUGH	AMERICAN CTR FOR INTERNATIONAL LABOR SOLIDARITY	20211345	33,950	
17.401	INTERNATIONAL LABOR PROGRAMS Total					33,950	
17.502	OCCUPATIONAL SAFETY AND HEALTH SUSAN HARWOOD TRAINING GRANTS		DIRECT	DEPARTMENT OF LABOR (DOL)		215,678	75,000
17.502	OCCUPATIONAL SAFETY AND HEALTH SUSAN HARWOOD TRAINING GRANTS		PASS-THROUGH	COMMUNITY PARTNERS	VARIOUS	(48)	
17.502	OCCUPATIONAL SAFETY AND HEALTH SUSAN HARWOOD TRAINING GRANTS		PASS-THROUGH	YOUTH POLICY INSTITUTE INC.	20183904	392	
17.502	OCCUPATIONAL SAFETY AND HEALTH SUSAN HARWOOD TRAINING GRANTS Total				20192532	216,023	75,000
17.502	COVID-19 - OCCUPATIONAL SAFETY AND HEALTH SUSAN HARWOOD TRAINING GRANTS	COVID-19	DIRECT	DEPARTMENT OF LABOR (DOL)		69,225	22,503
17.502	COVID-19 - OCCUPATIONAL SAFETY AND HEALTH SUSAN HARWOOD TRAINING GRANTS				VARIOUS	69,225	22,503
17.502	COVID-19 - OCCUPATIONAL SAFETY AND HEALTH SUSAN HARWOOD TRAINING GRANTS Total						
19.009	ACADEMIC EXCHANGE PROGRAMS - UNDERGRADUATE PROGRAMS		PASS-THROUGH	INTERNATIONAL RESEARCH AND EXCHANGES BOARD, INC.	S-ECAGD-18-CA-0022	80,808	
19.009	ACADEMIC EXCHANGE PROGRAMS - UNDERGRADUATE PROGRAMS Total					80,808	
19.010	ACADEMIC EXCHANGE PROGRAMS - HUBERT H. HUMPHREY FELLOWSHIP PROGRAM		PASS-THROUGH	INSTITUTE OF INTERNATIONAL EDUCATION		189	
					SECAGD19CA0047		

**University of California**  
**Schedule of Expenditures of Federal Awards**

*For the Fiscal Year Ended  
June 30, 2021  
(Expressed in whole dollars)*

**Other Federal Programs**

Assistance Listing Number	Federal Program Title	Additional Award Identification	Direct / Pass-Through	Agency or Pass-Through Entity	Pass-Through No. or Other Identifier	Federal Expenditures	Passed-Through to Subrecipients
19.010	ACADEMIC EXCHANGE PROGRAMS - HUBERT H. HUMPHREY FELLOWSHIP PROGRAM		PASS-THROUGH	INSTITUTE OF INTERNATIONAL EDUCATION		141,182	
19.010	ACADEMIC EXCHANGE PROGRAMS - HUBERT H. HUMPHREY FELLOWSHIP PROGRAM Total				SECAGD20CA0002	141,370	
19.345	INTERNATIONAL PROGRAMS TO SUPPORT DEMOCRACY, HUMAN RIGHTS AND LABOR		DIRECT	DEPARTMENT OF STATE	VARIOUS	459,440	(1,557)
19.345	INTERNATIONAL PROGRAMS TO SUPPORT DEMOCRACY, HUMAN RIGHTS AND LABOR Total					459,440	(1,557)
19.401	ACADEMIC EXCHANGE PROGRAMS - SCHOLARS		PASS-THROUGH	INSTITUTE OF INTERNATIONAL EDUCATION		15,218	
19.401	ACADEMIC EXCHANGE PROGRAMS - SCHOLARS		PASS-THROUGH	INSTITUTE OF INTERNATIONAL EDUCATION	20211954 FSC1901_UCLA-10-1-2019	2,100	
19.401	ACADEMIC EXCHANGE PROGRAMS - SCHOLARS Total					17,318	
19.402	PROFESSIONAL AND CULTURAL EXCHANGE PROGRAMS - INTERNATIONAL VISITOR LEADERSHIP PROGRAM		PASS-THROUGH	GLOBAL TIES U.S.		155,577	
19.402	PROFESSIONAL AND CULTURAL EXCHANGE PROGRAMS - INTERNATIONAL VISITOR LEADERSHIP PROGRAM Total				CPG-FY20-129:1	155,577	
19.415	PROFESSIONAL AND CULTURAL EXCHANGE PROGRAMS - CITIZEN EXCHANGES		PASS-THROUGH	INSTITUTE OF INTERNATIONAL EDUCATION		2,965	
19.415	PROFESSIONAL AND CULTURAL EXCHANGE PROGRAMS - CITIZEN EXCHANGES		PASS-THROUGH	INSTITUTE OF INTERNATIONAL EDUCATION	S-ECAGD-16-CA-1126	2,965	
19.415	PROFESSIONAL AND CULTURAL EXCHANGE PROGRAMS - CITIZEN EXCHANGES Total				SI IIE1 SUBR 2017	5,930	
19.501	PUBLIC DIPLOMACY PROGRAMS FOR AFGHANISTAN AND PAKISTAN		DIRECT	DEPARTMENT OF STATE	VARIOUS	132,971	
19.501	PUBLIC DIPLOMACY PROGRAMS FOR AFGHANISTAN AND PAKISTAN Total					132,971	
20.108	AVIATION RESEARCH GRANTS		DIRECT	DEPARTMENT OF TRANSPORTATION (DOT)	VARIOUS	219,632	
20.108	AVIATION RESEARCH GRANTS Total					219,632	
20.215	HIGHWAY TRAINING AND EDUCATION		DIRECT	DEPARTMENT OF TRANSPORTATION (DOT)	VARIOUS	112,324	
20.215	HIGHWAY TRAINING AND EDUCATION Total					112,324	
21.016	COVID-19 - EQUITABLE SHARING PROGRAM	COVID-19	PASS-THROUGH	CALIFORNIA COMMUNITY FOUNDATION	170363	179,751	
21.016	COVID-19 - EQUITABLE SHARING PROGRAM Total					179,751	
21.019	COVID-19 - CORONAVIRUS RELIEF FUND	COVID-19	PASS-THROUGH	CITY OF RIVERSIDE	CRI 21030328	10,875	
21.019	COVID-19 - CORONAVIRUS RELIEF FUND Total					10,875	
27.011	INTERGOVERNMENTAL PERSONNEL ACT (IPA) MOBILITY PROGRAM		DIRECT	DEPARTMENT OF VETERANS ADMINISTRATION	VARIOUS	77,733	
27.011	INTERGOVERNMENTAL PERSONNEL ACT (IPA) MOBILITY PROGRAM Total					77,733	
43.003	EXPLORATION		PASS-THROUGH	BAYLOR COLLEGE OF MEDICINE	NNX16AO69A	66,871	
43.003	EXPLORATION Total					66,871	
43.008	OFFICE OF STEM ENGAGEMENT (OSTEM)		DIRECT	NATIONAL AERONAUTICS & SPACE ADMINISTRATION (NASA)	VARIOUS	112,976	
43.008	OFFICE OF STEM ENGAGEMENT (OSTEM)		PASS-THROUGH	CARTHAGE COLLEGE	FNL21 5.0	1,569	
43.008	OFFICE OF STEM ENGAGEMENT (OSTEM) Total					114,545	
43.012	SPACE TECHNOLOGY		DIRECT	NATIONAL AERONAUTICS & SPACE ADMINISTRATION (NASA)	VARIOUS	568,150	
43.012	SPACE TECHNOLOGY Total					568,150	
45.024	PROMOTION OF THE ARTS GRANTS TO ORGANIZATIONS AND INDIVIDUALS		DIRECT	NATIONAL FOUNDATION ON THE ARTS AND THE HUMANITIES	VARIOUS	43,897	
45.024	PROMOTION OF THE ARTS GRANTS TO ORGANIZATIONS AND INDIVIDUALS Total					43,897	
45.129	PROMOTION OF THE HUMANITIES- FEDERAL/STATE PARTNERSHIP		PASS-THROUGH	CALIFORNIA HUMANITIES	011892	14,170	
45.129	PROMOTION OF THE HUMANITIES- FEDERAL/STATE PARTNERSHIP		PASS-THROUGH	CALIFORNIA HUMANITIES	HFAP19-60	5,583	
45.129	PROMOTION OF THE HUMANITIES- FEDERAL/STATE PARTNERSHIP		PASS-THROUGH	CALIFORNIA HUMANITIES	SO-268663-20	3,355	
45.129	PROMOTION OF THE HUMANITIES- FEDERAL/STATE PARTNERSHIP Total					23,107	
45.130	PROMOTION OF THE HUMANITIES CHALLENGE GRANTS		DIRECT	NATIONAL FOUNDATION ON THE ARTS AND THE HUMANITIES	VARIOUS	293,399	
45.130	PROMOTION OF THE HUMANITIES CHALLENGE GRANTS Total					293,399	
45.149	PROMOTION OF THE HUMANITIES DIVISION OF PRESERVATION AND ACCESS		DIRECT	NATIONAL FOUNDATION ON THE ARTS AND THE HUMANITIES	VARIOUS	434,574	
45.149	PROMOTION OF THE HUMANITIES DIVISION OF PRESERVATION AND ACCESS		PASS-THROUGH	SOCIETY OF ARCHITECTURAL HISTORIANS	VARIOUS	6,000	
45.149	PROMOTION OF THE HUMANITIES DIVISION OF PRESERVATION AND ACCESS		PASS-THROUGH	ARHOOLIE FOUNDATION	SAH SUB01-NEF	102	
45.149	PROMOTION OF THE HUMANITIES DIVISION OF PRESERVATION AND ACCESS Total				20160081	440,676	
45.161	PROMOTION OF THE HUMANITIES RESEARCH		DIRECT	NATIONAL FOUNDATION ON THE ARTS AND THE HUMANITIES	VARIOUS	237,920	
45.161	PROMOTION OF THE HUMANITIES RESEARCH Total					237,920	
45.164	PROMOTION OF THE HUMANITIES PUBLIC PROGRAMS		PASS-THROUGH	ARHOOLIE FOUNDATION		10	
45.164	PROMOTION OF THE HUMANITIES PUBLIC PROGRAMS Total				20190152	10	
45.169	PROMOTION OF THE HUMANITIES OFFICE OF DIGITAL HUMANITIES		DIRECT	NATIONAL FOUNDATION ON THE ARTS AND THE HUMANITIES	VARIOUS	47,719	
45.169	PROMOTION OF THE HUMANITIES OFFICE OF DIGITAL HUMANITIES Total					47,719	
45.301	MUSEUMS FOR AMERICA		DIRECT	NATIONAL FOUNDATION ON THE ARTS AND THE HUMANITIES	VARIOUS	153,892	
45.301	MUSEUMS FOR AMERICA		PASS-THROUGH	CALIFA GROUP	LSTA 40-8978	4,546	
45.301	MUSEUMS FOR AMERICA Total					158,438	
45.308	NATIVE AMERICAN/NATIVE HAWAIIAN MUSEUM SERVICES PROGRAM		DIRECT	NATIONAL FOUNDATION ON THE ARTS AND THE HUMANITIES	VARIOUS	1,520	
45.308	NATIVE AMERICAN/NATIVE HAWAIIAN MUSEUM SERVICES PROGRAM Total					1,520	
45.312	NATIONAL LEADERSHIP GRANTS		PASS-THROUGH	DREXEL UNIVERSITY	SUB 950022 ( RE-246450-OLS-....	7,102	
45.312	NATIONAL LEADERSHIP GRANTS Total					7,102	
45.313	LAURA BUSH 21ST CENTURY LIBRARIAN PROGRAM		DIRECT	NATIONAL FOUNDATION ON THE ARTS AND THE HUMANITIES	VARIOUS	(1,164)	
45.313	LAURA BUSH 21ST CENTURY LIBRARIAN PROGRAM Total					(1,164)	
59.037	SMALL BUSINESS DEVELOPMENT CENTERS		PASS-THROUGH	CALIFORNIA STATE UNIVERSITY FULLERTON/CSU FULLERTON AUXILIAR	011371	92,492	

**University of California**  
**Schedule of Expenditures of Federal Awards**

*For the Fiscal Year Ended  
June 30, 2021  
(Expressed in whole dollars)*

**Other Federal Programs**

Assistance Listing Number	Federal Program Title	Additional Award Identification	Direct / Pass-Through	Agency or Pass-Through Entity	Pass-Through No. or Other Identifier	Federal Expenditures	Passed-Through to Subrecipients
59.037	SMALL BUSINESS DEVELOPMENT CENTERS		PASS-THROUGH	CALIFORNIA STATE UNIVERSITY FULLERTON/CSU FULLERTON AUXILIAR	011998	96,873	
59.037	SMALL BUSINESS DEVELOPMENT CENTERS		PASS-THROUGH	CALIFORNIA STATE UNIVERSITY FULLERTON/CSU FULLERTON AUXILIAR	CSUFAUX S-7582	59,409	
59.037	SMALL BUSINESS DEVELOPMENT CENTERS Total					248,773	
66.456	NATIONAL ESTUARY PROGRAM		PASS-THROUGH	ASSOCIATION OF BAY AREA GOVERNMENTS	16477-2019	(3)	
66.456	NATIONAL ESTUARY PROGRAM Total					(3)	
66.716	RESEARCH, DEVELOPMENT, MONITORING, PUBLIC EDUCATION, OUTREACH, TRAINING, DEMONSTRATIONS, AND STUDIES		DIRECT	ENVIRONMENTAL PROTECTION AGENCY (EPA)		1,548,480	284,032
66.716	RESEARCH, DEVELOPMENT, MONITORING, PUBLIC EDUCATION, OUTREACH, TRAINING, DEMONSTRATIONS, AND STUDIES		PASS-THROUGH	EXTENSION FOUNDATION	VARIOUS	12,361	
66.716	RESEARCH, DEVELOPMENT, MONITORING, PUBLIC EDUCATION, OUTREACH, TRAINING, DEMONSTRATIONS, AND STUDIES		PASS-THROUGH	EXTENSION FOUNDATION	SA-2020-56	7,502	
66.716	RESEARCH, DEVELOPMENT, MONITORING, PUBLIC EDUCATION, OUTREACH, TRAINING, DEMONSTRATIONS, AND STUDIES		PASS-THROUGH	OREGON STATE UNIVERSITY	SA-2021-37	10,692	
66.716	RESEARCH, DEVELOPMENT, MONITORING, PUBLIC EDUCATION, OUTREACH, TRAINING, DEMONSTRATIONS, AND STUDIES Total				83947901	1,579,036	284,032
66.951	ENVIRONMENTAL EDUCATION GRANTS		DIRECT	ENVIRONMENTAL PROTECTION AGENCY (EPA)	VARIOUS	50,924	20,886
66.951	ENVIRONMENTAL EDUCATION GRANTS Total					50,924	20,886
77.008	U.S. NUCLEAR REGULATORY COMMISSION SCHOLARSHIP AND FELLOWSHIP PROGRAM		DIRECT	NUCLEAR REGULATORY COMMISSION	VARIOUS	211,401	
77.008	U.S. NUCLEAR REGULATORY COMMISSION SCHOLARSHIP AND FELLOWSHIP PROGRAM Total					211,401	
81.049	OFFICE OF SCIENCE FINANCIAL ASSISTANCE PROGRAM		DIRECT	DEPARTMENT OF ENERGY (DOE)	VARIOUS	34,129	
81.049	OFFICE OF SCIENCE FINANCIAL ASSISTANCE PROGRAM Total					34,129	
81.112	STEWARDSHIP SCIENCE GRANT PROGRAM		PASS-THROUGH	KRELL INSTITUTE	040010	4,794	
81.112	STEWARDSHIP SCIENCE GRANT PROGRAM Total					4,794	
81.136	LONG-TERM SURVEILLANCE AND MAINTENANCE		DIRECT	DEPARTMENT OF ENERGY (DOE)	VARIOUS	104,046	
81.136	LONG-TERM SURVEILLANCE AND MAINTENANCE Total					104,046	
84.003	BILINGUAL EDUCATION		DIRECT	DEPARTMENT OF EDUCATION (ED)	VARIOUS	(5,590)	
84.003	BILINGUAL EDUCATION Total					(5,590)	
84.015	NATIONAL RESOURCE CENTERS PROGRAM FOR FOREIGN LANGUAGE AND AREA STUDIES OR FOREIGN LANGUAGE AND INTERNATIONAL STUDIES PROGRAM AND FOREIGN LANGUAGE AND AREA STUDIES FELLOWSHIP PROGRAM		DIRECT	DEPARTMENT OF EDUCATION (ED)	VARIOUS	2,808,499	
84.015	NATIONAL RESOURCE CENTERS PROGRAM FOR FOREIGN LANGUAGE AND AREA STUDIES OR FOREIGN LANGUAGE AND INTERNATIONAL STUDIES PROGRAM AND FOREIGN LANGUAGE AND AREA STUDIES FELLOWSHIP PROGRAM Total					2,808,499	
84.022	OVERSEAS PROGRAMS - DOCTORAL DISSERTATION RESEARCH ABROAD		DIRECT	DEPARTMENT OF EDUCATION (ED)	VARIOUS	227,740	
84.022	OVERSEAS PROGRAMS - DOCTORAL DISSERTATION RESEARCH ABROAD Total					227,740	
84.031	HIGHER EDUCATION INSTITUTIONAL AID		DIRECT	DEPARTMENT OF EDUCATION (ED)	VARIOUS	2,916,770	
84.031	HIGHER EDUCATION INSTITUTIONAL AID		PASS-THROUGH	CALIFORNIA STATE UNIVERSITY, DOMINGUEZ HILLS FOUNDATION	F18-161	136,994	
84.031	HIGHER EDUCATION INSTITUTIONAL AID		PASS-THROUGH	SAN JOSE CITY COLLEGE	A16-0099-004	90,654	
84.031	HIGHER EDUCATION INSTITUTIONAL AID		PASS-THROUGH	SANTA MONICA COLLEGE	A172125SF3	136,479	
84.031	HIGHER EDUCATION INSTITUTIONAL AID Total					3,280,897	
84.126	REHABILITATION SERVICES-VOCATIONAL REHABILITATION GRANTS TO STATES		PASS-THROUGH	CALIFORNIA DEPARTMENT OF REHABILITATION	31061	540,182	
84.126	REHABILITATION SERVICES-VOCATIONAL REHABILITATION GRANTS TO STATES Total					540,182	
84.165	MAGNET SCHOOLS ASSISTANCE		PASS-THROUGH	AMERICAN EDUCATION SOLUTIONS, INC.	AES2018-06	62,647	
84.165	MAGNET SCHOOLS ASSISTANCE Total					62,647	
84.200	GRADUATE ASSISTANCE IN AREAS OF NATIONAL NEED		DIRECT	DEPARTMENT OF EDUCATION (ED)	VARIOUS	3,076,740	
84.200	GRADUATE ASSISTANCE IN AREAS OF NATIONAL NEED Total					3,076,740	
84.229	LANGUAGE RESOURCE CENTERS		DIRECT	DEPARTMENT OF EDUCATION (ED)	VARIOUS	172,210	
84.229	LANGUAGE RESOURCE CENTERS Total					172,210	
84.283	COMPREHENSIVE CENTERS		PASS-THROUGH	WESTED	S12-173.7	1,441	
84.283	COMPREHENSIVE CENTERS Total					1,441	
84.287	TWENTY-FIRST CENTURY COMMUNITY LEARNING CENTERS		PASS-THROUGH	LOS ANGELES UNIFIED SCHOOL DISTRICT	00007308	44,634	
84.287	TWENTY-FIRST CENTURY COMMUNITY LEARNING CENTERS		PASS-THROUGH	LOS ANGELES UNIFIED SCHOOL DISTRICT	4400007308	794,825	
84.287	TWENTY-FIRST CENTURY COMMUNITY LEARNING CENTERS		PASS-THROUGH	LOS ANGELES UNIFIED SCHOOL DISTRICT	7308-2.2	258,719	
84.287	TWENTY-FIRST CENTURY COMMUNITY LEARNING CENTERS		PASS-THROUGH	LOS ANGELES UNIFIED SCHOOL DISTRICT	LAV-2808	(29,233)	
84.287	TWENTY-FIRST CENTURY COMMUNITY LEARNING CENTERS Total					1,068,945	
84.295	READY-TO-LEARN TELEVISION		PASS-THROUGH	EDUCATION DEVELOPMENT CENTER, INC.	11972.3	31,676	
84.295	READY-TO-LEARN TELEVISION		PASS-THROUGH	PUBLIC BROADCASTING SERVICE	20154615	253,428	
84.295	READY-TO-LEARN TELEVISION Total					285,104	
84.305	EDUCATION RESEARCH, DEVELOPMENT AND DISSEMINATION		DIRECT	DEPARTMENT OF EDUCATION (ED)	VARIOUS	545,450	
84.305	EDUCATION RESEARCH, DEVELOPMENT AND DISSEMINATION		PASS-THROUGH	WESTED	S-00016176	110,502	
84.305	EDUCATION RESEARCH, DEVELOPMENT AND DISSEMINATION		PASS-THROUGH	WESTED	S-00017683	82,298	
84.305	EDUCATION RESEARCH, DEVELOPMENT AND DISSEMINATION Total					738,250	
84.334	GAINING EARLY AWARENESS AND READINESS FOR UNDERGRADUATE PROGRAMS		DIRECT	DEPARTMENT OF EDUCATION (ED)	VARIOUS	4,689,612	
84.334	GAINING EARLY AWARENESS AND READINESS FOR UNDERGRADUATE PROGRAMS Total					4,689,612	
84.335	CHILD CARE ACCESS MEANS PARENTS IN SCHOOL		DIRECT	DEPARTMENT OF EDUCATION (ED)	VARIOUS	544,368	

**University of California  
Schedule of Expenditures of Federal Awards**

*For the Fiscal Year Ended  
June 30, 2021  
(Expressed in whole dollars)*

**Other Federal Programs**

Assistance Listing Number	Federal Program Title	Additional Award Identification	Direct / Pass-Through	Agency or Pass-Through Entity	Pass-Through No. or Other Identifier	Federal Expenditures	Passed-Through to Subrecipients
84.335	CHILD CARE ACCESS MEANS PARENTS IN SCHOOL Total					544,368	
84.336	TEACHER QUALITY PARTNERSHIP GRANTS		DIRECT	DEPARTMENT OF EDUCATION (ED)	VARIOUS	1,569,357	
84.336	TEACHER QUALITY PARTNERSHIP GRANTS		PASS-THROUGH	CALIFORNIA STATE UNIVERSITY, DOMINGUEZ HILLS FOUNDATION	F18-160	31,627	
84.336	TEACHER QUALITY PARTNERSHIP GRANTS Total					1,600,984	
84.365	ENGLISH LANGUAGE ACQUISITION STATE GRANTS		DIRECT	DEPARTMENT OF EDUCATION (ED)		1,029,119	
84.365	ENGLISH LANGUAGE ACQUISITION STATE GRANTS		PASS-THROUGH	ARIZONA STATE UNIVERSITY/TEMPE	VARIOUS	24,290	
84.365	ENGLISH LANGUAGE ACQUISITION STATE GRANTS		PASS-THROUGH	SANTA BARBARA SCHOOL DISTRICTS	T365Z170170	1,207	
84.365	ENGLISH LANGUAGE ACQUISITION STATE GRANTS Total				SBUSD(DE) 20030	1,054,616	
84.367	SUPPORTING EFFECTIVE INSTRUCTION STATE GRANTS		DIRECT	DEPARTMENT OF EDUCATION (ED)		162,786	
84.367	SUPPORTING EFFECTIVE INSTRUCTION STATE GRANTS		PASS-THROUGH	CALIFORNIA DEPARTMENT OF EDUCATION	VARIOUS	47,159	
84.367	SUPPORTING EFFECTIVE INSTRUCTION STATE GRANTS		PASS-THROUGH	CALIFORNIA DEPARTMENT OF EDUCATION	20CSMP-PSEPD-CHSSP	(51,705)	
84.367	SUPPORTING EFFECTIVE INSTRUCTION STATE GRANTS		PASS-THROUGH	CALIFORNIA DEPARTMENT OF EDUCATION	A20-1921	(1,511)	
84.367	SUPPORTING EFFECTIVE INSTRUCTION STATE GRANTS		PASS-THROUGH	CALIFORNIA DEPARTMENT OF EDUCATION	CN190137	(3,075)	
84.367	SUPPORTING EFFECTIVE INSTRUCTION STATE GRANTS		PASS-THROUGH	CALIFORNIA DEPARTMENT OF EDUCATION	ESSA20-CHSSP-SO	14,364	
84.367	SUPPORTING EFFECTIVE INSTRUCTION STATE GRANTS		PASS-THROUGH	CALIFORNIA DEPARTMENT OF EDUCATION	011877	(5,396)	
84.367	SUPPORTING EFFECTIVE INSTRUCTION STATE GRANTS		PASS-THROUGH	CALIFORNIA DEPARTMENT OF EDUCATION	ESSA19-CRLP-UCI	1	
84.367	SUPPORTING EFFECTIVE INSTRUCTION STATE GRANTS		PASS-THROUGH	CALIFORNIA DEPARTMENT OF EDUCATION	ESSA19-CWP-UCD	7,286	
84.367	SUPPORTING EFFECTIVE INSTRUCTION STATE GRANTS		PASS-THROUGH	CALIFORNIA DEPARTMENT OF EDUCATION	ESSA20-CMP-UCB	(660)	
84.367	SUPPORTING EFFECTIVE INSTRUCTION STATE GRANTS		PASS-THROUGH	CALIFORNIA DEPARTMENT OF EDUCATION	ESSA20-CMP-UCI	(2,709)	
84.367	SUPPORTING EFFECTIVE INSTRUCTION STATE GRANTS		PASS-THROUGH	CALIFORNIA DEPARTMENT OF EDUCATION	ESSA20-CRLP-UCB	(1,665)	
84.367	SUPPORTING EFFECTIVE INSTRUCTION STATE GRANTS		PASS-THROUGH	CALIFORNIA DEPARTMENT OF EDUCATION	ESSA20-CRLP-UCI	7,128	
84.367	SUPPORTING EFFECTIVE INSTRUCTION STATE GRANTS		PASS-THROUGH	CALIFORNIA DEPARTMENT OF EDUCATION	ESSA20-CWP-UCD	873	
84.367	SUPPORTING EFFECTIVE INSTRUCTION STATE GRANTS Total				ESSA20-CMP-UCD	172,876	
84.368	COMPETITIVE GRANTS FOR STATE ASSESSMENTS (FORMERLY GRANTS FOR ENHANCED ASSESSMENT INSTRUMENTS)		PASS-THROUGH	IOWA DEPARTMENT OF EDUCATION		1,808,678	
84.368	COMPETITIVE GRANTS FOR STATE ASSESSMENTS (FORMERLY GRANTS FOR ENHANCED ASSESSMENT INSTRUMENTS) Total				S368A190007	1,808,678	
84.382	STRENGTHENING MINORITY-SERVING INSTITUTIONS		DIRECT	DEPARTMENT OF EDUCATION (ED)	VARIOUS	347,425	33,222
84.382	STRENGTHENING MINORITY-SERVING INSTITUTIONS Total					347,425	33,222
84.407	TRANSITION PROGRAMS FOR STUDENTS WITH INTELLECTUAL DISABILITIES INTO HIGHER EDUCATION		DIRECT	DEPARTMENT OF EDUCATION (ED)		(10)	
84.407	TRANSITION PROGRAMS FOR STUDENTS WITH INTELLECTUAL DISABILITIES INTO HIGHER EDUCATION Total				VARIOUS	(10)	
84.411	EDUCATION INNOVATION AND RESEARCH (FORMERLY INVESTING IN INNOVATION (I3) FUND)		DIRECT	DEPARTMENT OF EDUCATION (ED)		(2,375)	
84.411	EDUCATION INNOVATION AND RESEARCH (FORMERLY INVESTING IN INNOVATION (I3) FUND) Total				VARIOUS	(2,375)	
84.422	AMERICAN HISTORY AND CIVICS EDUCATION		PASS-THROUGH	CALIFORNIA STATE UNIVERSITY, FRESNO		18,611	
84.422	AMERICAN HISTORY AND CIVICS EDUCATION Total				SC330402-17-01	18,611	
84.425E	COVID-19 - STUDENT PORTION - HEERF	COVID-19	DIRECT	DEPARTMENT OF EDUCATION (ED)	VARIOUS	138,211,321	
84.425E	COVID-19 - STUDENT PORTION - HEERF Total					138,211,321	
84.425F	COVID-19 - INSTITUTIONAL PORTION - HEERF	COVID-19	DIRECT	DEPARTMENT OF EDUCATION (ED)		298,745,540	
84.425F	COVID-19 - INSTITUTIONAL PORTION - HEERF Total				VARIOUS	298,745,540	
84.425L	COVID-19 - MINORITY SERVING INSTITUTIONS - HEERF	COVID-19	DIRECT	DEPARTMENT OF EDUCATION (ED)		5,505,931	150
84.425L	COVID-19 - MINORITY SERVING INSTITUTIONS - HEERF Total				VARIOUS	5,505,931	150
84.425	COVID-19 - HIGHER EDUCATION EMERGENCY RELIEF FUND (HEERF) Total					442,462,792	150
93.059	TRAINING IN GENERAL, PEDIATRIC, AND PUBLIC HEALTH DENTISTRY		DIRECT	DEPARTMENT OF HEALTH AND HUMAN SERVICES (HHS)	VARIOUS	170,917	
93.059	TRAINING IN GENERAL, PEDIATRIC, AND PUBLIC HEALTH DENTISTRY Total					170,917	
93.067	GLOBAL AIDS		DIRECT	DEPARTMENT OF HEALTH AND HUMAN SERVICES (HHS)		13,594,701	5,626,165
93.067	GLOBAL AIDS		PASS-THROUGH	ELIZABETH GLASER PEDIATRIC AIDS FOUNDATION	VARIOUS	(5,039)	
93.067	GLOBAL AIDS		PASS-THROUGH	MAKERERE UNIVERSITY	CP05917004073500	225,393	
93.067	GLOBAL AIDS		PASS-THROUGH	MZUMBE UNIVERSITY	UMETS-D7450	49,406	
93.067	GLOBAL AIDS Total				RUT-D8615	13,864,460	5,626,165
93.067	COVID-19 - GLOBAL AIDS	COVID-19	DIRECT	DEPARTMENT OF HEALTH AND HUMAN SERVICES (HHS)	VARIOUS	691,608	
93.067	COVID-19 - GLOBAL AIDS Total					691,608	
93.074	HOSPITAL PREPAREDNESS PROGRAM (HPP) AND PUBLIC HEALTH EMERGENCY PREPAREDNESS (PHEP) ALIGNED COOPERATIVE AGREEMENTS		PASS-THROUGH	CALIFORNIA DEPARTMENT OF PUBLIC HEALTH		1,759,520	
93.074	HOSPITAL PREPAREDNESS PROGRAM (HPP) AND PUBLIC HEALTH EMERGENCY PREPAREDNESS (PHEP) ALIGNED COOPERATIVE AGREEMENTS		PASS-THROUGH	LOS ANGELES COUNTY DEPARTMENT OF HEALTH SERVICES	18-10040	131,160	
93.074	HOSPITAL PREPAREDNESS PROGRAM (HPP) AND PUBLIC HEALTH EMERGENCY PREPAREDNESS (PHEP) ALIGNED COOPERATIVE AGREEMENTS		PASS-THROUGH	LOS ANGELES COUNTY	H-707439:1	(7,925)	
					H705761		

**University of California**  
**Schedule of Expenditures of Federal Awards**

For the Fiscal Year Ended  
June 30, 2021  
(Expressed in whole dollars)

**Other Federal Programs**

Assistance Listing Number	Federal Program Title	Additional Award Identification	Direct / Pass-Through	Agency or Pass-Through Entity	Pass-Through No. or Other Identifier	Federal Expenditures	Passed-Through to Subrecipients
93.074	HOSPITAL PREPAREDNESS PROGRAM (HPP) AND PUBLIC HEALTH EMERGENCY PREPAREDNESS (PHEP) ALIGNED COOPERATIVE AGREEMENTS Total					1,882,756	
93.080	BLOOD DISORDER PROGRAM: PREVENTION, SURVEILLANCE, AND RESEARCH		PASS-THROUGH	CENTER FOR COMPREHENSIVE CARE & DIAGNOSIS OF INHERITED BLOOD	CIBDIX2020CDC-UCSF-01	33,478	
93.080	BLOOD DISORDER PROGRAM: PREVENTION, SURVEILLANCE, AND RESEARCH Total					33,478	
93.090	GUARDIANSHIP ASSISTANCE		PASS-THROUGH	SANTA BARBARA COUNTY	GENT-2018-54	10,200	
93.090	GUARDIANSHIP ASSISTANCE Total					10,200	
93.092	AFFORDABLE CARE ACT (ACA) PERSONAL RESPONSIBILITY EDUCATION PROGRAM		DIRECT	DEPARTMENT OF HEALTH AND HUMAN SERVICES (HHS)	VARIOUS	500,081	287,507
93.092	AFFORDABLE CARE ACT (ACA) PERSONAL RESPONSIBILITY EDUCATION PROGRAM Total					500,081	287,507
93.107	AREA HEALTH EDUCATION CENTERS		DIRECT	DEPARTMENT OF HEALTH AND HUMAN SERVICES (HHS)	VARIOUS	1,535,103	1,218,974
93.107	AREA HEALTH EDUCATION CENTERS Total					1,535,103	1,218,974
93.107	COVID-19 - AREA HEALTH EDUCATION CENTERS	COVID-19	DIRECT	DEPARTMENT OF HEALTH AND HUMAN SERVICES (HHS)	VARIOUS	91,650	87,082
93.107	COVID-19 - AREA HEALTH EDUCATION CENTERS Total					91,650	87,082
93.110	MATERNAL AND CHILD HEALTH FEDERAL CONSOLIDATED PROGRAMS		DIRECT	DEPARTMENT OF HEALTH AND HUMAN SERVICES (HHS)	VARIOUS	2,877,699	135,290
93.110	MATERNAL AND CHILD HEALTH FEDERAL CONSOLIDATED PROGRAMS		PASS-THROUGH	ASSOCIATION OF UNIVERSITY CENTERS ON DISABILITIES	A20-3803	3,454	
93.110	MATERNAL AND CHILD HEALTH FEDERAL CONSOLIDATED PROGRAMS		PASS-THROUGH	CENTER FOR COMPREHENSIVE CARE & DIAGNOSIS OF INHERITED BLOOD	CIBDIX2012HRSA	48,180	
93.110	MATERNAL AND CHILD HEALTH FEDERAL CONSOLIDATED PROGRAMS		PASS-THROUGH	CENTER FOR COMPREHENSIVE CARE & DIAGNOSIS OF INHERITED BLOOD	H30MC24045	32	
93.110	MATERNAL AND CHILD HEALTH FEDERAL CONSOLIDATED PROGRAMS Total					2,929,366	135,290
93.117	PREVENTIVE MEDICINE RESIDENCY		DIRECT	DEPARTMENT OF HEALTH AND HUMAN SERVICES (HHS)	VARIOUS	449,350	
93.117	PREVENTIVE MEDICINE RESIDENCY Total					449,350	
93.127	EMERGENCY MEDICAL SERVICES FOR CHILDREN		DIRECT	DEPARTMENT OF HEALTH AND HUMAN SERVICES (HHS)	VARIOUS	685,973	310,708
93.127	EMERGENCY MEDICAL SERVICES FOR CHILDREN Total					685,973	310,708
93.129	TECHNICAL AND NON-FINANCIAL ASSISTANCE TO HEALTH CENTERS		PASS-THROUGH	COMMUNITY HEALTH CENTER, INC	100218-FY21-01	19,575	
93.129	TECHNICAL AND NON-FINANCIAL ASSISTANCE TO HEALTH CENTERS Total					19,575	
93.135	CENTERS FOR RESEARCH AND DEMONSTRATION FOR HEALTH PROMOTION AND DISEASE PREVENTION		DIRECT	DEPARTMENT OF HEALTH AND HUMAN SERVICES (HHS)	VARIOUS	(124)	
93.135	CENTERS FOR RESEARCH AND DEMONSTRATION FOR HEALTH PROMOTION AND DISEASE PREVENTION Total					(124)	
93.136	INJURY PREVENTION AND CONTROL RESEARCH AND STATE AND COMMUNITY BASED PROGRAMS		DIRECT	DEPARTMENT OF HEALTH AND HUMAN SERVICES (HHS)	VARIOUS	32,294	
93.136	INJURY PREVENTION AND CONTROL RESEARCH AND STATE AND COMMUNITY BASED PROGRAMS Total					32,294	
93.145	HIV-RELATED TRAINING AND TECHNICAL ASSISTANCE		DIRECT	DEPARTMENT OF HEALTH AND HUMAN SERVICES (HHS)	VARIOUS	2,264,097	558,400
93.145	HIV-RELATED TRAINING AND TECHNICAL ASSISTANCE		PASS-THROUGH	CICATELLI ASSOCIATES INC	20201345	848,271	
93.145	HIV-RELATED TRAINING AND TECHNICAL ASSISTANCE		PASS-THROUGH	CITY AND COUNTY OF SAN FRANCISCO	BPHC11000127	897	
93.145	HIV-RELATED TRAINING AND TECHNICAL ASSISTANCE Total					3,113,265	558,400
93.145	COVID-19 - HIV-RELATED TRAINING AND TECHNICAL ASSISTANCE	COVID-19	DIRECT	DEPARTMENT OF HEALTH AND HUMAN SERVICES (HHS)	VARIOUS	621,666	99,210
93.145	COVID-19 - HIV-RELATED TRAINING AND TECHNICAL ASSISTANCE Total					621,666	99,210
93.153	COORDINATED SERVICES AND ACCESS TO RESEARCH FOR WOMEN, INFANTS, CHILDREN, AND YOUTH (RYAN WHITE PROGRAM PART D WOMEN, INFANTS, CHILDREN AND YOUTH WICY PROGRAM)		DIRECT	DEPARTMENT OF HEALTH AND HUMAN SERVICES (HHS)	VARIOUS	799,785	309,597
93.153	COORDINATED SERVICES AND ACCESS TO RESEARCH FOR WOMEN, INFANTS, CHILDREN, AND YOUTH (RYAN WHITE PROGRAM PART D WOMEN, INFANTS, CHILDREN AND YOUTH WICY PROGRAM) Total					799,785	309,597
93.153	COVID-19 - COORDINATED SERVICES AND ACCESS TO RESEARCH FOR WOMEN, INFANTS, CHILDREN, AND YOUTH (RYAN WHITE PROGRAM PART D WOMEN, INFANTS, CHILDREN AND YOUTH WICY PROGRAM)	COVID-19	DIRECT	DEPARTMENT OF HEALTH AND HUMAN SERVICES (HHS)	VARIOUS	45,844	
93.153	COVID-19 - COORDINATED SERVICES AND ACCESS TO RESEARCH FOR WOMEN, INFANTS, CHILDREN, AND YOUTH (RYAN WHITE PROGRAM PART D WOMEN, INFANTS, CHILDREN AND YOUTH WICY PROGRAM) Total					45,844	
93.157	CENTERS OF EXCELLENCE		DIRECT	DEPARTMENT OF HEALTH AND HUMAN SERVICES (HHS)	VARIOUS	1,240,323	41,619
93.157	CENTERS OF EXCELLENCE Total					1,240,323	41,619
93.161	HEALTH PROGRAM FOR TOXIC SUBSTANCES AND DISEASE REGISTRY		PASS-THROUGH	AMERICAN ACADEMY OF PEDIATRICS	771120	(1,048)	
93.161	HEALTH PROGRAM FOR TOXIC SUBSTANCES AND DISEASE REGISTRY		PASS-THROUGH	AMERICAN ACADEMY OF PEDIATRICS	771120 UCSF	286,294	
93.161	HEALTH PROGRAM FOR TOXIC SUBSTANCES AND DISEASE REGISTRY		PASS-THROUGH	AMERICAN COLLEGE OF MEDICAL TOXICOLOGY INC.	41U61TS000238-R9-01	(204)	
93.161	HEALTH PROGRAM FOR TOXIC SUBSTANCES AND DISEASE REGISTRY Total					285,043	
93.184	DISABILITIES PREVENTION		PASS-THROUGH	CENTER FOR COMPREHENSIVE CARE & DIAGNOSIS OF INHERITED BLOOD	CIBDIX2011CDC-UCSF-1	1,423	
93.184	DISABILITIES PREVENTION		PASS-THROUGH	SPECIAL OLYMPICS	Y4 19-800-17	(312)	
93.184	DISABILITIES PREVENTION Total					1,110	
93.186	NATIONAL RESEARCH SERVICE AWARD IN PRIMARY CARE MEDICINE		DIRECT	DEPARTMENT OF HEALTH AND HUMAN SERVICES (HHS)	VARIOUS	874,813	
93.186	NATIONAL RESEARCH SERVICE AWARD IN PRIMARY CARE MEDICINE Total					874,813	

**University of California**  
**Schedule of Expenditures of Federal Awards**

*For the Fiscal Year Ended  
June 30, 2021  
(Expressed in whole dollars)*

**Other Federal Programs**

Assistance Listing Number	Federal Program Title	Additional Award Identification	Direct / Pass-Through	Agency or Pass-Through Entity	Pass-Through No. or Other Identifier	Federal Expenditures	Passed-Through to Subrecipients
93.217	FAMILY PLANNING-SERVICES		PASS-THROUGH	ESSENTIAL ACCESS HEALTH	1324-5320-71209-19-20	100,147	
93.217	FAMILY PLANNING-SERVICES Total					100,147	
93.243	SUBSTANCE ABUSE AND MENTAL HEALTH SERVICES PROJECTS OF REGIONAL AND NATIONAL SIGNIFICANCE		DIRECT	DEPARTMENT OF HEALTH AND HUMAN SERVICES (HHS)		11,877,516	4,171,201
93.243	SUBSTANCE ABUSE AND MENTAL HEALTH SERVICES PROJECTS OF REGIONAL AND NATIONAL SIGNIFICANCE		PASS-THROUGH	AMERICAN ACADEMY OF ADDICTION PSYCHIATRY INC	VARIOUS	(90)	
93.243	SUBSTANCE ABUSE AND MENTAL HEALTH SERVICES PROJECTS OF REGIONAL AND NATIONAL SIGNIFICANCE		PASS-THROUGH	AZUSA PACIFIC UNIVERSITY	PCSSMAT-16-9	20,166	
93.243	SUBSTANCE ABUSE AND MENTAL HEALTH SERVICES PROJECTS OF REGIONAL AND NATIONAL SIGNIFICANCE		PASS-THROUGH	CHILD HEALTH AND DEVELOPMENT INSTITUTE OF CONNECTICUT INC	1H79T1082546-01-01:01	56,951	
93.243	SUBSTANCE ABUSE AND MENTAL HEALTH SERVICES PROJECTS OF REGIONAL AND NATIONAL SIGNIFICANCE		PASS-THROUGH	LA CLINICA DE LA RAZA FRUITVALE HEALTH PROJECT, INC.	94-6036493	10,304	
93.243	SUBSTANCE ABUSE AND MENTAL HEALTH SERVICES PROJECTS OF REGIONAL AND NATIONAL SIGNIFICANCE		PASS-THROUGH	PUBLIC HEALTH INSTITUTE	FR9	103,101	
93.243	SUBSTANCE ABUSE AND MENTAL HEALTH SERVICES PROJECTS OF REGIONAL AND NATIONAL SIGNIFICANCE		PASS-THROUGH	ST. JOSEPH CENTER	01488	93,514	
93.243	SUBSTANCE ABUSE AND MENTAL HEALTH SERVICES PROJECTS OF REGIONAL AND NATIONAL SIGNIFICANCE		PASS-THROUGH	SUNRISE COMMUNITY COUNSELING CENTER	20183783	16,747	
93.243	SUBSTANCE ABUSE AND MENTAL HEALTH SERVICES PROJECTS OF REGIONAL AND NATIONAL SIGNIFICANCE		PASS-THROUGH	UNIVERSITY OF WISCONSIN-MADISON	20174448	6,492	
93.243	SUBSTANCE ABUSE AND MENTAL HEALTH SERVICES PROJECTS OF REGIONAL AND NATIONAL SIGNIFICANCE		PASS-THROUGH	WAKE FOREST UNIVERSITY HEALTH SCIENCES	0000000236	44,363	
93.243	SUBSTANCE ABUSE AND MENTAL HEALTH SERVICES PROJECTS OF REGIONAL AND NATIONAL SIGNIFICANCE				011754	12,229,064	4,171,201
93.247	ADVANCED NURSING EDUCATION WORKFORCE GRANT PROGRAM		DIRECT	DEPARTMENT OF HEALTH AND HUMAN SERVICES (HHS)	VARIOUS	990,236	
93.247	ADVANCED NURSING EDUCATION WORKFORCE GRANT PROGRAM		PASS-THROUGH	PETALUMA HEALTH CENTER	GAT-D8520	22,159	
93.247	ADVANCED NURSING EDUCATION WORKFORCE GRANT PROGRAM Total					1,012,395	
93.253	POISON CENTER SUPPORT AND ENHANCEMENT GRANT		DIRECT	DEPARTMENT OF HEALTH AND HUMAN SERVICES (HHS)	VARIOUS	2,439,646	
93.253	POISON CENTER SUPPORT AND ENHANCEMENT GRANT Total					2,439,646	
93.253	COVID-19 - POISON CENTER SUPPORT AND ENHANCEMENT GRANT	COVID-19	DIRECT	DEPARTMENT OF HEALTH AND HUMAN SERVICES (HHS)	VARIOUS	539,662	
93.253	COVID-19 - POISON CENTER SUPPORT AND ENHANCEMENT GRANT Total					539,662	
93.262	OCCUPATIONAL SAFETY AND HEALTH PROGRAM		DIRECT	DEPARTMENT OF HEALTH AND HUMAN SERVICES (HHS)	VARIOUS	3,157,077	
93.262	OCCUPATIONAL SAFETY AND HEALTH PROGRAM Total					3,157,077	
93.266	HEALTH SYSTEMS STRENGTHENING AND HIV/AIDS PREVENTION, CARE AND TREATMENT UNDER THE PRESIDENT'S EMERGENCY PLAN FOR AIDS RELIEF		PASS-THROUGH	UNIVERSITY OF WASHINGTON		16,409	
93.266	HEALTH SYSTEMS STRENGTHENING AND HIV/AIDS PREVENTION, CARE AND TREATMENT UNDER THE PRESIDENT'S EMERGENCY PLAN FOR AIDS RELIEF		PASS-THROUGH	UNIVERSITY OF WASHINGTON	UWSC12268	169,456	
93.266	HEALTH SYSTEMS STRENGTHENING AND HIV/AIDS PREVENTION, CARE AND TREATMENT UNDER THE PRESIDENT'S EMERGENCY PLAN FOR AIDS RELIEF				UWSC12312	185,864	
93.283	CENTERS FOR DISEASE CONTROL AND PREVENTION INVESTIGATIONS AND TECHNICAL ASSISTANCE		DIRECT	DEPARTMENT OF HEALTH AND HUMAN SERVICES (HHS)		(4,320)	
93.283	CENTERS FOR DISEASE CONTROL AND PREVENTION INVESTIGATIONS AND TECHNICAL ASSISTANCE		PASS-THROUGH	CALIFORNIA DEPARTMENT OF PUBLIC HEALTH	VARIOUS	1,322,234	
93.283	CENTERS FOR DISEASE CONTROL AND PREVENTION INVESTIGATIONS AND TECHNICAL ASSISTANCE Total				17-10097	1,317,914	
93.292	NATIONAL PUBLIC HEALTH IMPROVEMENT INITIATIVE		DIRECT	DEPARTMENT OF HEALTH AND HUMAN SERVICES (HHS)	VARIOUS	157	
93.292	NATIONAL PUBLIC HEALTH IMPROVEMENT INITIATIVE Total					157	
93.316	COVID-19 - PUBLIC HEALTH PREPAREDNESS AND RESPONSE SCIENCE, RESEARCH, AND PRACTICE	COVID-19	PASS-THROUGH	REGENERON PHARMACEUTICALS, INC.	A20-4421	116,773	
93.316	COVID-19 - PUBLIC HEALTH PREPAREDNESS AND RESPONSE SCIENCE, RESEARCH, AND PRACTICE Total					116,773	
93.317	EMERGING INFECTIONS PROGRAMS		PASS-THROUGH	HELUNA HEALTH	NU50CK000482	162,003	
93.317	EMERGING INFECTIONS PROGRAMS Total					162,003	
93.318	COVID-19 - PROTECTING AND IMPROVING HEALTH GLOBALLY: BUILDING AND STRENGTHENING PUBLIC HEALTH IMPACT, SYSTEMS, CAPACITY AND SECURITY	COVID-19	DIRECT	DEPARTMENT OF HEALTH AND HUMAN SERVICES (HHS)		94,183	37,206
93.318	COVID-19 - PROTECTING AND IMPROVING HEALTH GLOBALLY: BUILDING AND STRENGTHENING PUBLIC HEALTH IMPACT, SYSTEMS, CAPACITY AND SECURITY Total				VARIOUS	94,183	37,206
93.323	EPIDEMIOLOGY AND LABORATORY CAPACITY FOR INFECTIOUS DISEASES (ELC)		PASS-THROUGH	HELUNA HEALTH		61,128	
93.323	EPIDEMIOLOGY AND LABORATORY CAPACITY FOR INFECTIOUS DISEASES (ELC)		PASS-THROUGH	HELUNA HEALTH	A21-2912	12,266	
93.323	EPIDEMIOLOGY AND LABORATORY CAPACITY FOR INFECTIOUS DISEASES (ELC) Total				NU50CK000539	73,394	
93.359	NURSE EDUCATION, PRACTICE QUALITY AND RETENTION GRANTS		PASS-THROUGH	FAMILY HEALTH CENTERS OF SAN DIEGO, INC	SUB NONE(HP29857)	48,357	
93.359	NURSE EDUCATION, PRACTICE QUALITY AND RETENTION GRANTS Total					48,357	
93.360	BIOMEDICAL ADVANCED RESEARCH AND DEVELOPMENT AUTHORITY (BARDA), BIODEFENSE MEDICAL COUNTERMEASURE DEVELOPMENT		PASS-THROUGH	MARINUS PHARMACEUTICALS, INC.	A21-3238	10,673	

**University of California**  
**Schedule of Expenditures of Federal Awards**

For the Fiscal Year Ended  
June 30, 2021  
(Expressed in whole dollars)

**Other Federal Programs**

Assistance Listing Number	Federal Program Title	Additional Award Identification	Direct / Pass-Through	Agency or Pass-Through Entity	Pass-Through No. or Other Identifier	Federal Expenditures	Passed-Through to Subrecipients
93.360	BIOMEDICAL ADVANCED RESEARCH AND DEVELOPMENT AUTHORITY (BARDA), BIODEFENSE MEDICAL COUNTERMEASURE DEVELOPMENT Total					10,673	
93.365	SICKLE CELL TREATMENT DEMONSTRATION PROGRAM		PASS-THROUGH	CENTER FOR COMPREHENSIVE CARE & DIAGNOSIS OF INHERITED BLOOD	008	5,938	
93.365	SICKLE CELL TREATMENT DEMONSTRATION PROGRAM Total					5,938	
93.391	ACTIVITIES TO SUPPORT STATE, TRIBAL, LOCAL AND TERRITORIAL (STLT) HEALTH DEPARTMENT RESPONSE TO PUBLIC HEALTH OR HEALTHCARE CRISES		PASS-THROUGH	ASSOCIATION OF STATE AND TERRITORIAL HEALTH OFFICIALS	86-29221 (FE-2921-01-00)	61,709	
93.391	ACTIVITIES TO SUPPORT STATE, TRIBAL, LOCAL AND TERRITORIAL (STLT) HEALTH DEPARTMENT RESPONSE TO PUBLIC HEALTH OR HEALTHCARE CRISES		PASS-THROUGH	ASSOCIATION OF STATE AND TERRITORIAL HEALTH OFFICIALS	86-29221 (FE-2922-01-00)	5,457	
93.391	ACTIVITIES TO SUPPORT STATE, TRIBAL, LOCAL AND TERRITORIAL (STLT) HEALTH DEPARTMENT RESPONSE TO PUBLIC HEALTH OR HEALTHCARE CRISES Total					67,166	
93.421	STRENGTHENING PUBLIC HEALTH SYSTEMS AND SERVICES THROUGH NATIONAL PARTNERSHIPS TO IMPROVE AND PROTECT THE NATION'S HEALTH		PASS-THROUGH	NATIONAL ASSOCIATION OF COUNTY AND CITY HEALTH OFFICIALS	NACCHO-5608881	77,722	
93.421	STRENGTHENING PUBLIC HEALTH SYSTEMS AND SERVICES THROUGH NATIONAL PARTNERSHIPS TO IMPROVE AND PROTECT THE NATION'S HEALTH Total					77,722	
93.426	IMPROVING THE HEALTH OF AMERICANS THROUGH PREVENTION AND MANAGEMENT OF DIABETES AND HEART DISEASE AND STROKE		PASS-THROUGH	CALIFORNIA DEPARTMENT OF PUBLIC HEALTH	18-10918	35,147	
93.426	IMPROVING THE HEALTH OF AMERICANS THROUGH PREVENTION AND MANAGEMENT OF DIABETES AND HEART DISEASE AND STROKE Total					35,147	
93.439	STATE PHYSICAL ACTIVITY AND NUTRITION (SPAN)		PASS-THROUGH	CALIFORNIA DEPARTMENT OF PUBLIC HEALTH	133321-G004110	84,216	
93.439	STATE PHYSICAL ACTIVITY AND NUTRITION (SPAN) Total					84,216	
93.448	FOOD SAFETY AND SECURITY MONITORING PROJECT		DIRECT	DEPARTMENT OF HEALTH AND HUMAN SERVICES (HHS)	VARIOUS	71,074	
93.448	FOOD SAFETY AND SECURITY MONITORING PROJECT Total					71,074	
93.456	CDC UNDERGRADUATE PUBLIC HEALTH SCHOLARS PROGRAM (CUPS); A PUBLIC HEALTH EXPERIENCE TO EXPOSE UNDERGRADUATES INTERESTED IN MINORITY HEALTH TO PUBLIC HEALTH AND THE PUBLIC HEALTH PROFESSIONS		DIRECT	DEPARTMENT OF HEALTH AND HUMAN SERVICES (HHS)		681,642	
93.456	CDC UNDERGRADUATE PUBLIC HEALTH SCHOLARS PROGRAM (CUPS); A PUBLIC HEALTH EXPERIENCE TO EXPOSE UNDERGRADUATES INTERESTED IN MINORITY HEALTH TO PUBLIC HEALTH AND THE PUBLIC HEALTH PROFESSIONS		PASS-THROUGH	KENNEDY KRIEGER INSTITUTE	VARIOUS	35,044	
93.456	CDC UNDERGRADUATE PUBLIC HEALTH SCHOLARS PROGRAM (CUPS); A PUBLIC HEALTH EXPERIENCE TO EXPOSE UNDERGRADUATES INTERESTED IN MINORITY HEALTH TO PUBLIC HEALTH AND THE PUBLIC HEALTH PROFESSIONS Total				NU50MN000004	716,686	
93.461	COVID-19 - HRSA COVID-19 CLAIMS REIMBURSEMENT FOR THE UNINSURED PROGRAM AND THE COVID-19 COVERAGE ASSISTANCE FUND	COVID-19	DIRECT	DEPARTMENT OF HEALTH AND HUMAN SERVICES (HHS)		2,180,286	
93.461	COVID-19 - HRSA COVID-19 CLAIMS REIMBURSEMENT FOR THE UNINSURED PROGRAM AND THE COVID-19 COVERAGE ASSISTANCE FUND Total				VARIOUS	2,180,286	
93.498	COVID-19 - PROVIDER RELIEF FUND AND AMERICAN RESCUE PLAN (ARP) RURAL DISTRIBUTION	COVID-19	DIRECT	DEPARTMENT OF HEALTH AND HUMAN SERVICES (HHS)		458,447,892	
93.498	COVID-19 - PROVIDER RELIEF FUND AND AMERICAN RESCUE PLAN (ARP) RURAL DISTRIBUTION Total				VARIOUS	458,447,892	
93.516	PUBLIC HEALTH TRAINING CENTERS PROGRAM		PASS-THROUGH	UNIVERSITY OF ARIZONA	455319	62,271	41,402
93.516	PUBLIC HEALTH TRAINING CENTERS PROGRAM Total					62,271	41,402
93.521	THE AFFORDABLE CARE ACT: BUILDING EPIDEMIOLOGY, LABORATORY, AND HEALTH INFORMATION SYSTEMS CAPACITY IN THE EPIDEMIOLOGY AND LABORATORY CAPACITY FOR INFECTIOUS DISEASE (ELC) AND EMERGING INFECTIONS PROGRAM (EIP) COOPERATIVE AGREEMENTS: PPHF		PASS-THROUGH	CALIFORNIA DEPARTMENT OF PUBLIC HEALTH	16-10002	2,492,322	
93.521	THE AFFORDABLE CARE ACT: BUILDING EPIDEMIOLOGY, LABORATORY, AND HEALTH INFORMATION SYSTEMS CAPACITY IN THE EPIDEMIOLOGY AND LABORATORY CAPACITY FOR INFECTIOUS DISEASE (ELC) AND EMERGING INFECTIONS PROGRAM (EIP) COOPERATIVE AGREEMENTS: PPHF Total					2,492,322	
93.544	COVID-19 - THE PATIENT PROTECTION AND AFFORDABLE CARE ACT OF 2010 (AFFORDABLE CARE ACT) AUTHORIZES COORDINATED CHRONIC DISEASE PREVENTION AND HEALTH PROMOTION PROGRAM	COVID-19	PASS-THROUGH	CALIFORNIA DEPARTMENT OF PUBLIC HEALTH		1,647,889	
93.544	COVID-19 - THE PATIENT PROTECTION AND AFFORDABLE CARE ACT OF 2010 (AFFORDABLE CARE ACT) AUTHORIZES COORDINATED CHRONIC DISEASE PREVENTION AND HEALTH PROMOTION PROGRAM Total				19-11143	1,647,889	
93.556	PROMOTING SAFE AND STABLE FAMILIES		PASS-THROUGH	CALIFORNIA DEPARTMENT OF SOCIAL SERVICES	20-3038	583,435	
93.556	PROMOTING SAFE AND STABLE FAMILIES		PASS-THROUGH	LOS ANGELES COUNTY, DEPARTMENT OF CHILDREN AND FAMILY SERVICE	20-01-05	445,381	
93.556	PROMOTING SAFE AND STABLE FAMILIES		PASS-THROUGH	LOS ANGELES COUNTY, DEPARTMENT OF CHILDREN AND FAMILY SERVICE	2015-01-05-5	(15,685)	

**University of California**  
**Schedule of Expenditures of Federal Awards**

*For the Fiscal Year Ended  
June 30, 2021  
(Expressed in whole dollars)*

**Other Federal Programs**

Assistance Listing Number	Federal Program Title	Additional Award Identification	Direct / Pass-Through	Agency or Pass-Through Entity	Pass-Through No. or Other Identifier	Federal Expenditures	Passed-Through to Subrecipients
93.556	PROMOTING SAFE AND STABLE FAMILIES Total					1,013,131	
93.563	CHILD SUPPORT ENFORCEMENT		PASS-THROUGH	SACRAMENTO COUNTY	C000114027	10,200	
93.563	CHILD SUPPORT ENFORCEMENT		PASS-THROUGH	SACRAMENTO COUNTY	GENT-2020-49	15,810	
93.563	CHILD SUPPORT ENFORCEMENT Total					26,010	
93.566	REFUGEE AND ENTRANT ASSISTANCE-STATE ADMINISTERED PROGRAMS		PASS-THROUGH	CALIFORNIA DEPARTMENT OF PUBLIC HEALTH	17-10015	15,956	
93.566	REFUGEE AND ENTRANT ASSISTANCE-STATE ADMINISTERED PROGRAMS Total					15,956	
93.568	LOW-INCOME HOME ENERGY ASSISTANCE		PASS-THROUGH	SAN JOAQUIN COUNTY	C000114086	86,797	
93.568	LOW-INCOME HOME ENERGY ASSISTANCE Total					86,797	
93.604	ASSISTANCE FOR TORTURE VICTIMS		DIRECT	DEPARTMENT OF HEALTH AND HUMAN SERVICES (HHS)	VARIOUS	351,437	
93.604	ASSISTANCE FOR TORTURE VICTIMS Total					351,437	
93.632	UNIVERSITY CENTERS FOR EXCELLENCE IN DEVELOPMENTAL DISABILITIES EDUCATION, RESEARCH, AND SERVICE		DIRECT	DEPARTMENT OF HEALTH AND HUMAN SERVICES (HHS)	VARIOUS	596,461	
93.632	UNIVERSITY CENTERS FOR EXCELLENCE IN DEVELOPMENTAL DISABILITIES EDUCATION, RESEARCH, AND SERVICE Total					596,461	
93.645	STEPHANIE TUBBS JONES CHILD WELFARE SERVICES PROGRAM		PASS-THROUGH	DEL NORTE COUNTY	CW-2018-06; 2018-128	6,179	
93.645	STEPHANIE TUBBS JONES CHILD WELFARE SERVICES PROGRAM Total					6,179	
93.658	FOSTER CARE-TITLE IV-E		PASS-THROUGH	ADMINISTRATION FOR CHILDREN AND FAMILIES	00010510	190,424	
93.658	FOSTER CARE-TITLE IV-E		PASS-THROUGH	CALIFORNIA DEPARTMENT OF SOCIAL SERVICES	17-3027	75,939	
93.658	FOSTER CARE-TITLE IV-E		PASS-THROUGH	CALIFORNIA DEPARTMENT OF SOCIAL SERVICES	18-3016	1,943,252	
93.658	FOSTER CARE-TITLE IV-E		PASS-THROUGH	CALIFORNIA DEPARTMENT OF SOCIAL SERVICES	18-3026	2,922,323	78,323
93.658	FOSTER CARE-TITLE IV-E		PASS-THROUGH	CALIFORNIA DEPARTMENT OF SOCIAL SERVICES	18-3028	10,954,425	10,932,185
93.658	FOSTER CARE-TITLE IV-E		PASS-THROUGH	CALIFORNIA DEPARTMENT OF SOCIAL SERVICES	20-3019	21,065,688	17,102,213
93.658	FOSTER CARE-TITLE IV-E		PASS-THROUGH	CALIFORNIA DEPARTMENT OF SOCIAL SERVICES	EDLESON 0916	(957)	(957)
93.658	FOSTER CARE-TITLE IV-E		PASS-THROUGH	FRESNO COUNTY	C000113942	346,201	
93.658	FOSTER CARE-TITLE IV-E		PASS-THROUGH	LOS ANGELES COUNTY, DEPARTMENT OF CHILDREN AND FAMILY SERVIC	16-0015	7,981,872	3,696,325
93.658	FOSTER CARE-TITLE IV-E		PASS-THROUGH	LOS ANGELES COUNTY, DEPARTMENT OF CHILDREN AND FAMILY SERVIC	16-0015:1	764,906	595,340
93.658	FOSTER CARE-TITLE IV-E		PASS-THROUGH	LOS ANGELES COUNTY, DEPARTMENT OF CHILDREN AND FAMILY SERVIC	16-09-01	(13,488)	
93.658	FOSTER CARE-TITLE IV-E		PASS-THROUGH	LOS ANGELES COUNTY, DEPARTMENT OF CHILDREN AND FAMILY SERVIC	20184594	67,704	94,017
93.658	FOSTER CARE-TITLE IV-E		PASS-THROUGH	LOS ANGELES COUNTY, DEPARTMENT OF CHILDREN AND FAMILY SERVIC	ACLA 78135	(18,265)	(17,540)
93.658	FOSTER CARE-TITLE IV-E		PASS-THROUGH	LOS ANGELES COUNTY, DEPARTMENT OF CHILDREN AND FAMILY SERVIC	FRAN-20913	1,097	
93.658	FOSTER CARE-TITLE IV-E		PASS-THROUGH	SAN JOAQUIN COUNTY	C000114085	31,620	
93.658	FOSTER CARE-TITLE IV-E		PASS-THROUGH	SAN JOAQUIN COUNTY	CW-2018-28	(846)	
93.658	FOSTER CARE-TITLE IV-E		PASS-THROUGH	SUTTER COUNTY	C000114067	5,492	
93.658	FOSTER CARE-TITLE IV-E		PASS-THROUGH	VENTURA COUNTY	C000114123	15,415	
93.658	FOSTER CARE-TITLE IV-E		PASS-THROUGH	VENTURA COUNTY	GENT-2018-58	(3,220)	
93.658	FOSTER CARE-TITLE IV-E		PASS-THROUGH	SONOMA COUNTY	CW-2018-33	(468)	
93.658	FOSTER CARE-TITLE IV-E		PASS-THROUGH	TUOLUMNE COUNTY	C000114125	9,881	
93.658	FOSTER CARE-TITLE IV-E		PASS-THROUGH	ALPINE COUNTY	C000113956	5,100	
93.658	FOSTER CARE-TITLE IV-E		PASS-THROUGH	ALPINE COUNTY	CW-2018-01	3,443	
93.658	FOSTER CARE-TITLE IV-E		PASS-THROUGH	NEVADA COUNTY	C000114131	7,577	
93.658	FOSTER CARE-TITLE IV-E		PASS-THROUGH	PLUMAS COUNTY	C000114044	13,201	
93.658	FOSTER CARE-TITLE IV-E		PASS-THROUGH	PLUMAS COUNTY	C000114120	7,905	
93.658	FOSTER CARE-TITLE IV-E		PASS-THROUGH	MADERA COUNTY	CW-2018-16	(5,738)	
93.658	FOSTER CARE-TITLE IV-E		PASS-THROUGH	MERCED COUNTY	C000114100	34,703	
93.658	FOSTER CARE-TITLE IV-E		PASS-THROUGH	MERCED COUNTY	C000114101	40,237	
93.658	FOSTER CARE-TITLE IV-E		PASS-THROUGH	MERCED COUNTY	EW-2018-19	699	
93.658	FOSTER CARE-TITLE IV-E		PASS-THROUGH	CALAVERAS COUNTY	C000114040	5,193	
93.658	FOSTER CARE-TITLE IV-E		PASS-THROUGH	MARIN COUNTY	C000113987	12,750	
93.658	FOSTER CARE-TITLE IV-E		PASS-THROUGH	SHASTA COUNTY	CW-2018-29	(221)	
93.658	FOSTER CARE-TITLE IV-E		PASS-THROUGH	SHASTA COUNTY	GENT-2016-29	(468)	
93.658	FOSTER CARE-TITLE IV-E		PASS-THROUGH	SHASTA COUNTY	GENT-2018-29	1,912	
93.658	FOSTER CARE-TITLE IV-E		PASS-THROUGH	LAKE COUNTY	C000114048	4,147	
93.658	FOSTER CARE-TITLE IV-E		PASS-THROUGH	GLENN COUNTY	C000113927	228	
93.658	FOSTER CARE-TITLE IV-E		PASS-THROUGH	GLENN COUNTY	C000114074	204,481	
93.658	FOSTER CARE-TITLE IV-E		PASS-THROUGH	SAN BENITO COUNTY	C000114153	7,905	
93.658	FOSTER CARE-TITLE IV-E		PASS-THROUGH	NAPA COUNTY	C000114098	7,905	
93.658	FOSTER CARE-TITLE IV-E		PASS-THROUGH	PLACER COUNTY	C000114124	46,442	
93.658	FOSTER CARE-TITLE IV-E		PASS-THROUGH	PLACER COUNTY	CW-2018-25	(1,181)	
93.658	FOSTER CARE-TITLE IV-E		PASS-THROUGH	SACRAMENTO COUNTY	780500020314	(191)	
93.658	FOSTER CARE-TITLE IV-E		PASS-THROUGH	SACRAMENTO COUNTY	780500021314	115,146	
93.658	FOSTER CARE-TITLE IV-E		PASS-THROUGH	MENDOCINO COUNTY	C000113962	1,300	
93.658	FOSTER CARE-TITLE IV-E		PASS-THROUGH	MENDOCINO COUNTY	C000114029	43,478	
93.658	FOSTER CARE-TITLE IV-E		PASS-THROUGH	MENDOCINO COUNTY	C000114049	19,608	
93.658	FOSTER CARE-TITLE IV-E		PASS-THROUGH	MENDOCINO COUNTY	C000114156	26,403	
93.658	FOSTER CARE-TITLE IV-E		PASS-THROUGH	MENDOCINO COUNTY	EW-2018-46	5,355	
93.658	FOSTER CARE-TITLE IV-E		PASS-THROUGH	NYO COUNTY	C000114021	38,250	
93.658	FOSTER CARE-TITLE IV-E		PASS-THROUGH	NYO COUNTY	C000114077	34,000	
93.658	FOSTER CARE-TITLE IV-E		PASS-THROUGH	NYO COUNTY	GENT-2018-11	(7,650)	
93.658	FOSTER CARE-TITLE IV-E		PASS-THROUGH	LASSEN COUNTY	C000114051	5,078	
93.658	FOSTER CARE-TITLE IV-E Total					47,020,991	32,479,906
93.667	SOCIAL SERVICES BLOCK GRANT		PASS-THROUGH	LASSEN COUNTY	C000114126	77,581	
93.667	SOCIAL SERVICES BLOCK GRANT		PASS-THROUGH	LASSEN COUNTY	GENT-2018-15	(383)	
93.667	SOCIAL SERVICES BLOCK GRANT Total					77,198	
93.732	MENTAL AND BEHAVIORAL HEALTH EDUCATION AND TRAINING GRANTS		DIRECT	DEPARTMENT OF HEALTH AND HUMAN SERVICES (HHS)	VARIOUS	1,289,698	426,385
93.732	MENTAL AND BEHAVIORAL HEALTH EDUCATION AND TRAINING GRANTS Total					1,289,698	426,385
93.735	STATE PUBLIC HEALTH APPROACHES FOR ENSURING QUITLINE CAPACITY – FUNDED IN PART BY PREVENTION AND PUBLIC HEALTH FUNDS (PPHF)		DIRECT	DEPARTMENT OF HEALTH AND HUMAN SERVICES (HHS)		(8,822)	
93.735	STATE PUBLIC HEALTH APPROACHES FOR ENSURING QUITLINE CAPACITY – FUNDED IN PART BY PREVENTION AND PUBLIC HEALTH FUNDS (PPHF)		PASS-THROUGH	CALIFORNIA DEPARTMENT OF PUBLIC HEALTH	VARIOUS	760,393	
93.735	STATE PUBLIC HEALTH APPROACHES FOR ENSURING QUITLINE CAPACITY – FUNDED IN PART BY PREVENTION AND PUBLIC HEALTH FUNDS (PPHF) Total				17-10613	751,571	



**University of California  
Schedule of Expenditures of Federal Awards**

*For the Fiscal Year Ended  
June 30, 2021  
(Expressed in whole dollars)*

**Other Federal Programs**

Assistance Listing Number	Federal Program Title	Additional Award Identification	Direct / Pass-Through	Agency or Pass-Through Entity	Pass-Through No. or Other Identifier	Federal Expenditures	Passed-Through to Subrecipients
93.747	ELDER ABUSE PREVENTION INTERVENTIONS PROGRAM		PASS-THROUGH	CALIFORNIA DEPARTMENT OF SOCIAL SERVICES	18-3248	235,528	131,666
93.747	ELDER ABUSE PREVENTION INTERVENTIONS PROGRAM Total					235,528	131,666
93.758	PREVENTIVE HEALTH AND HEALTH SERVICES BLOCK GRANT FUNDED SOLELY WITH PREVENTION AND PUBLIC HEALTH FUNDS (PPHF)		PASS-THROUGH	CALIFORNIA DEPARTMENT OF PUBLIC HEALTH		283,467	
93.758	PREVENTIVE HEALTH AND HEALTH SERVICES BLOCK GRANT FUNDED SOLELY WITH PREVENTION AND PUBLIC HEALTH FUNDS (PPHF) Total				16-10512	283,467	
93.788	OPIOID STR		PASS-THROUGH	CALIFORNIA DEPARTMENT OF HEALTH CARE SERVICES	18-95407	472,740	
93.788	OPIOID STR		PASS-THROUGH	CALIFORNIA DEPARTMENT OF HEALTH CARE SERVICES	20-10339	740,403	
93.788	OPIOID STR		PASS-THROUGH	PUBLIC HEALTH INSTITUTE	01398	31,513	
93.788	OPIOID STR		PASS-THROUGH	SIERRA HEALTH FOUNDATION	CA19MAT129	70,238	
93.788	OPIOID STR		PASS-THROUGH	SIERRA HEALTH FOUNDATION	CA20MAT392	109,347	
93.788	OPIOID STR		PASS-THROUGH	UNIVERSITY OF MISSOURI	0090499/00066589-2	401,589	
93.788	OPIOID STR		PASS-THROUGH	UNIVERSITY OF MISSOURI	1H79T1083343	107,802	
93.788	OPIOID STR Total					1,933,633	
93.822	HEALTH CAREERS OPPORTUNITY PROGRAM		DIRECT	DEPARTMENT OF HEALTH AND HUMAN SERVICES (HHS)	VARIOUS	731,605	183,330
93.822	HEALTH CAREERS OPPORTUNITY PROGRAM Total					731,605	183,330
93.834	CAPACITY BUILDING ASSISTANCE (CBA) FOR HIGH-IMPACT HIV PREVENTION		PASS-THROUGH	CITY AND COUNTY OF SAN FRANCISCO	A134360	52,594	
93.834	CAPACITY BUILDING ASSISTANCE (CBA) FOR HIGH-IMPACT HIV PREVENTION		PASS-THROUGH	HELUNA HEALTH	0610.0101	(21)	
93.834	CAPACITY BUILDING ASSISTANCE (CBA) FOR HIGH-IMPACT HIV PREVENTION Total					52,573	
93.861	STRENGTHENING THE PUBLIC HEALTH SYSTEM IN US-AFFILIATED PACIFIC ISLANDS (PPHF)		DIRECT	DEPARTMENT OF HEALTH AND HUMAN SERVICES (HHS)		428,164	
93.861	STRENGTHENING THE PUBLIC HEALTH SYSTEM IN US-AFFILIATED PACIFIC ISLANDS (PPHF) Total				VARIOUS	428,164	
93.862	GENETICS AND DEVELOPMENTAL BIOLOGY RESEARCH AND RESEARCH TRAINING		PASS-THROUGH	SAN DIEGO COMMUNITY COLLEGE DISTRICT	SUB NONE ( GM073590)	24	
93.862	GENETICS AND DEVELOPMENTAL BIOLOGY RESEARCH AND RESEARCH TRAINING Total					24	
93.884	GRANTS FOR PRIMARY CARE TRAINING AND ENHANCEMENT		DIRECT	DEPARTMENT OF HEALTH AND HUMAN SERVICES (HHS)		1,526,766	68,673
93.884	GRANTS FOR PRIMARY CARE TRAINING AND ENHANCEMENT Total				VARIOUS	1,526,766	68,673
93.889	NATIONAL BIOTERRORISM HOSPITAL PREPAREDNESS PROGRAM		DIRECT	DEPARTMENT OF HEALTH AND HUMAN SERVICES (HHS)		1,720,150	760,597
93.889	NATIONAL BIOTERRORISM HOSPITAL PREPAREDNESS PROGRAM		PASS-THROUGH	LOS ANGELES COUNTY	H-701039	2,143	
93.889	NATIONAL BIOTERRORISM HOSPITAL PREPAREDNESS PROGRAM Total					1,722,292	760,597
93.898	CANCER PREVENTION AND CONTROL PROGRAMS FOR STATE, TERRITORIAL AND TRIBAL ORGANIZATIONS		PASS-THROUGH	CALIFORNIA DEPARTMENT OF PUBLIC HEALTH		60,086	
93.898	CANCER PREVENTION AND CONTROL PROGRAMS FOR STATE, TERRITORIAL AND TRIBAL ORGANIZATIONS Total				18-10464	60,086	
93.914	HIV EMERGENCY RELIEF PROJECT GRANTS		PASS-THROUGH	AIDS UNITED	SUB 20182427 (U69HA310670100)	102,844	
93.914	HIV EMERGENCY RELIEF PROJECT GRANTS		PASS-THROUGH	LOS ANGELES COUNTY DEPARTMENT OF HEALTH SERVICES	PH002389	(84,325)	
93.914	HIV EMERGENCY RELIEF PROJECT GRANTS		PASS-THROUGH	LOS ANGELES COUNTY DEPARTMENT OF HEALTH SERVICES	PH-003770	1,347,415	
93.914	HIV EMERGENCY RELIEF PROJECT GRANTS Total					1,365,935	
93.918	COVID-19 - GRANTS TO PROVIDE OUTPATIENT EARLY INTERVENTION SERVICES WITH RESPECT TO HIV DISEASE	COVID-19	DIRECT	DEPARTMENT OF HEALTH AND HUMAN SERVICES (HHS)		646,507	
93.918	COVID-19 - GRANTS TO PROVIDE OUTPATIENT EARLY INTERVENTION SERVICES WITH RESPECT TO HIV DISEASE Total				VARIOUS	646,507	
93.919	COOPERATIVE AGREEMENTS FOR STATE-BASED COMPREHENSIVE BREAST AND CERVICAL CANCER EARLY DETECTION PROGRAMS		PASS-THROUGH	SAN DIEGO COUNTY		4,795	
93.919	COOPERATIVE AGREEMENTS FOR STATE-BASED COMPREHENSIVE BREAST AND CERVICAL CANCER EARLY DETECTION PROGRAMS Total				SUB 554626	4,795	
93.924	RYAN WHITE HIV/AIDS DENTAL REIMBURSEMENT AND COMMUNITY BASED DENTAL PARTNERSHIP GRANTS		DIRECT	DEPARTMENT OF HEALTH AND HUMAN SERVICES (HHS)		24,216	
93.924	RYAN WHITE HIV/AIDS DENTAL REIMBURSEMENT AND COMMUNITY BASED DENTAL PARTNERSHIP GRANTS Total				VARIOUS	24,216	
93.928	SPECIAL PROJECTS OF NATIONAL SIGNIFICANCE		DIRECT	DEPARTMENT OF HEALTH AND HUMAN SERVICES (HHS)		1,217,483	
93.928	SPECIAL PROJECTS OF NATIONAL SIGNIFICANCE		PASS-THROUGH	BOSTON UNIVERSITY	VARIOUS	6,928	
93.928	SPECIAL PROJECTS OF NATIONAL SIGNIFICANCE		PASS-THROUGH	CICATELLI ASSOCIATES INC	4500002544	44,273	
93.928	SPECIAL PROJECTS OF NATIONAL SIGNIFICANCE				20203350		
93.928	SPECIAL PROJECTS OF NATIONAL SIGNIFICANCE Total					1,268,684	
93.939	HIV PREVENTION ACTIVITIES NON-GOVERNMENTAL ORGANIZATION BASED		PASS-THROUGH	AIDS PROJECT LOS ANGELES	APLA C-112139	4,419	
93.939	HIV PREVENTION ACTIVITIES NON-GOVERNMENTAL ORGANIZATION BASED		PASS-THROUGH	AIDS PROJECT LOS ANGELES	C-118200	404	
93.939	HIV PREVENTION ACTIVITIES NON-GOVERNMENTAL ORGANIZATION BASED Total					4,822	
93.940	HIV PREVENTION ACTIVITIES HEALTH DEPARTMENT BASED		PASS-THROUGH	ALAMEDA COUNTY PUBLIC HEALTH DEPARTMENT	900126	84,540	
93.940	HIV PREVENTION ACTIVITIES HEALTH DEPARTMENT BASED		PASS-THROUGH	CALIFORNIA DEPARTMENT OF PUBLIC HEALTH	15-10840	53,720	
93.940	HIV PREVENTION ACTIVITIES HEALTH DEPARTMENT BASED		PASS-THROUGH	HELUNA HEALTH	20-10318	113,088	
93.940	HIV PREVENTION ACTIVITIES HEALTH DEPARTMENT BASED Total					251,348	
93.947	TUBERCULOSIS DEMONSTRATION, RESEARCH, PUBLIC AND PROFESSIONAL EDUCATION		DIRECT	DEPARTMENT OF HEALTH AND HUMAN SERVICES (HHS)		1,222,404	
					VARIOUS		

**University of California**  
**Schedule of Expenditures of Federal Awards**

*For the Fiscal Year Ended  
June 30, 2021  
(Expressed in whole dollars)*

**Other Federal Programs**

Assistance Listing Number	Federal Program Title	Additional Award Identification	Direct / Pass-Through	Agency or Pass-Through Entity	Pass-Through No. or Other Identifier	Federal Expenditures	Passed-Through to Subrecipients
93.947	TUBERCULOSIS DEMONSTRATION, RESEARCH, PUBLIC AND PROFESSIONAL EDUCATION Total					1,222,404	
93.969	PPHF GERIATRIC EDUCATION CENTERS		DIRECT	DEPARTMENT OF HEALTH AND HUMAN SERVICES (HHS)		101,280	
93.969	PPHF GERIATRIC EDUCATION CENTERS		PASS-THROUGH	SAN DIEGO STATE UNIVERSITY	VARIOUS SUB SA0000468 (HP28717)	28	
93.969	PPHF GERIATRIC EDUCATION CENTERS Total					101,307	
93.969	COVID-19 - PPHF GERIATRIC EDUCATION CENTERS	COVID-19	DIRECT	DEPARTMENT OF HEALTH AND HUMAN SERVICES (HHS)	VARIOUS	86,659	
93.969	COVID-19 - PPHF GERIATRIC EDUCATION CENTERS Total					86,659	
93.977	SEXUALLY TRANSMITTED DISEASES (STD) PREVENTION AND CONTROL GRANTS		DIRECT	DEPARTMENT OF HEALTH AND HUMAN SERVICES (HHS)	VARIOUS	(1)	
93.977	SEXUALLY TRANSMITTED DISEASES (STD) PREVENTION AND CONTROL GRANTS		PASS-THROUGH	CALIFORNIA DEPARTMENT OF PUBLIC HEALTH	18-10444	4,484,403	
93.977	SEXUALLY TRANSMITTED DISEASES (STD) PREVENTION AND CONTROL GRANTS		PASS-THROUGH	CALIFORNIA DEPARTMENT OF PUBLIC HEALTH	18-10459	65,573	
93.977	SEXUALLY TRANSMITTED DISEASES (STD) PREVENTION AND CONTROL GRANTS Total					4,549,975	
93.978	SEXUALLY TRANSMITTED DISEASES (STD) PROVIDER EDUCATION GRANTS		DIRECT	DEPARTMENT OF HEALTH AND HUMAN SERVICES (HHS)	VARIOUS	(23,781)	
93.978	SEXUALLY TRANSMITTED DISEASES (STD) PROVIDER EDUCATION GRANTS Total					(23,781)	
93.978	COVID-19 - SEXUALLY TRANSMITTED DISEASES (STD) PROVIDER EDUCATION GRANTS	COVID-19	DIRECT	DEPARTMENT OF HEALTH AND HUMAN SERVICES (HHS)	VARIOUS	2,634,396	718,081
93.978	COVID-19 - SEXUALLY TRANSMITTED DISEASES (STD) PROVIDER EDUCATION GRANTS Total					2,634,396	718,081
93.991	PREVENTIVE HEALTH AND HEALTH SERVICES BLOCK GRANT		PASS-THROUGH	CALIFORNIA DEPARTMENT OF PUBLIC HEALTH	18-10566	514,401	
93.991	PREVENTIVE HEALTH AND HEALTH SERVICES BLOCK GRANT		PASS-THROUGH	CALIFORNIA DEPARTMENT OF PUBLIC HEALTH	CA/DPH 18-10617	(713)	
93.991	PREVENTIVE HEALTH AND HEALTH SERVICES BLOCK GRANT Total					513,688	
94.006	AMERICORPS		PASS-THROUGH	CALIFORNIAN VOLUNTEERS	011092	46,404	
94.006	AMERICORPS		PASS-THROUGH	JUMPSTART FOR YOUNG CHILDREN, INC.	3330200	143,322	
94.006	AMERICORPS		PASS-THROUGH	JUMPSTART FOR YOUNG CHILDREN, INC.	900200	27,190	
94.006	AMERICORPS		PASS-THROUGH	LOS ANGELES COUNTY SUPERIOR COURT OF CALIFORNIA	20171242	(1,822)	
94.006	AMERICORPS		PASS-THROUGH	LOS ANGELES COUNTY SUPERIOR COURT OF CALIFORNIA	20200481	4,419	
94.006	AMERICORPS Total					219,513	
94.013	VOLUNTEERS IN SERVICE TO AMERICA		DIRECT	CORPORATION FOR NATIONAL AND COMMUNITY SERVICE (CNCS)	VARIOUS	57,194	
94.013	VOLUNTEERS IN SERVICE TO AMERICA Total					57,194	
97.005	STATE AND LOCAL HOMELAND SECURITY NATIONAL TRAINING PROGRAM		PASS-THROUGH	THE CENTER FOR RURAL DEVELOPMENT	EMW2016CA00097S01	18,741	
97.005	STATE AND LOCAL HOMELAND SECURITY NATIONAL TRAINING PROGRAM		PASS-THROUGH	THE CENTER FOR RURAL DEVELOPMENT	FY1700052S01	60,872	
97.005	STATE AND LOCAL HOMELAND SECURITY NATIONAL TRAINING PROGRAM		PASS-THROUGH	THE CENTER FOR RURAL DEVELOPMENT	FY19-00048-S01	54,667	
97.005	STATE AND LOCAL HOMELAND SECURITY NATIONAL TRAINING PROGRAM Total					134,280	
97.012	BOATING SAFETY FINANCIAL ASSISTANCE		PASS-THROUGH	CALIFORNIA DIVISION OF BOATING AND WATERWAYS	C8964312	21,356	
97.012	BOATING SAFETY FINANCIAL ASSISTANCE		PASS-THROUGH	CALIFORNIA DIVISION OF BOATING AND WATERWAYS	C8964313	18,948	
97.012	BOATING SAFETY FINANCIAL ASSISTANCE Total					40,305	
97.036	COVID-19 - DISASTER GRANTS - PUBLIC ASSISTANCE (PRESIDENTIALLY DECLARED DISASTERS)	COVID-19	DIRECT	DEPARTMENT OF HOMELAND SECURITY (DHS)	VARIOUS	1,483,486	
97.036	COVID-19 - DISASTER GRANTS - PUBLIC ASSISTANCE (PRESIDENTIALLY DECLARED DISASTERS) Total					1,483,486	
97.067	HOMELAND SECURITY GRANT PROGRAM (HSGP)		PASS-THROUGH	CALIFORNIA GOVERNOR'S OFFICE OF EMERGENCY SERVICES	2018-0054	1,430	
97.067	HOMELAND SECURITY GRANT PROGRAM (HSGP) Total					1,430	
98.001	USAID FOREIGN ASSISTANCE FOR PROGRAMS OVERSEAS		DIRECT	U.S. AGENCY FOR INTERNATIONAL DEVELOPMENT (USAID)	VARIOUS	9,567,968	6,235,979
98.001	USAID FOREIGN ASSISTANCE FOR PROGRAMS OVERSEAS		PASS-THROUGH	CORNELL UNIVERSITY	72026319CA00002	47,908	
98.001	USAID FOREIGN ASSISTANCE FOR PROGRAMS OVERSEAS		PASS-THROUGH	INTERNATIONAL AIDS VACCINE INITIATIVE INC.	2395	132,563	
98.001	USAID FOREIGN ASSISTANCE FOR PROGRAMS OVERSEAS		PASS-THROUGH	KANSAS STATE UNIVERSITY	S15115	136,996	218,049
98.001	USAID FOREIGN ASSISTANCE FOR PROGRAMS OVERSEAS		PASS-THROUGH	PATH	AID.574718-01706926-SUB	91,613	
98.001	USAID FOREIGN ASSISTANCE FOR PROGRAMS OVERSEAS Total					9,977,047	6,454,028
98.001	COVID-19 - USAID FOREIGN ASSISTANCE FOR PROGRAMS OVERSEAS	COVID-19	PASS-THROUGH	PUBLIC HEALTH INSTITUTE	02200	1,674,851	174,862
98.001	COVID-19 - USAID FOREIGN ASSISTANCE FOR PROGRAMS OVERSEAS Total					1,674,851	174,862
98.006	FOREIGN ASSISTANCE TO AMERICAN SCHOOLS AND HOSPITALS ABROAD (ASHA)		DIRECT	U.S. AGENCY FOR INTERNATIONAL DEVELOPMENT (USAID)	VARIOUS	156	
98.006	FOREIGN ASSISTANCE TO AMERICAN SCHOOLS AND HOSPITALS ABROAD (ASHA) Total					156	
10.U14	Total		DIRECT	UNITED STATES DEPARTMENT OF AGRICULTURE (USDA)	58-2032-0-025	416,328	
10.U14	Total		DIRECT	UNITED STATES DEPARTMENT OF AGRICULTURE (USDA)	20-JV-11272139-039	416,328	
10.U13	Total		DIRECT	UNITED STATES DEPARTMENT OF AGRICULTURE (USDA)	20-JV-11272139-040	5,281	
10.U13	Total		DIRECT	UNITED STATES DEPARTMENT OF AGRICULTURE (USDA)	19-JV-11272139-046	11,024	
10.U12	Total		DIRECT	UNITED STATES DEPARTMENT OF AGRICULTURE (USDA)		12,903	
10.U11	Total		PASS-THROUGH	COUNTERPART INTERNATIONAL, INC	A18-1584-S001	12,903	
10.U18	Total		DIRECT	UNITED STATES DEPARTMENT OF AGRICULTURE (USDA)	00008973	129,743	
10.U10	Total					(886)	
10.U10	Total					(886)	

**University of California**  
**Schedule of Expenditures of Federal Awards**

*For the Fiscal Year Ended  
June 30, 2021  
(Expressed in whole dollars)*

**Other Federal Programs**

Assistance Listing Number	Federal Program Title	Additional Award Identification	Direct / Pass-Through	Agency or Pass-Through Entity	Pass-Through No. or Other Identifier	Federal Expenditures	Passed-Through to Subrecipients
10.U09			DIRECT	UNITED STATES DEPARTMENT OF AGRICULTURE (USDA)	58-2032-1-005	10,703	
10.U09	Total					10,703	
10.U08			DIRECT	UNITED STATES DEPARTMENT OF AGRICULTURE (USDA)	58-2032-1-002	21,972	
10.U08	Total					21,972	
10.U17			PASS-THROUGH	BOND AND CONNECT LLC	Y20-5363	356	
10.U17	Total					356	
10.U07			DIRECT	UNITED STATES DEPARTMENT OF AGRICULTURE (USDA)	15CR110520	4	
10.U07	Total					4	
10.U06			DIRECT	UNITED STATES DEPARTMENT OF AGRICULTURE (USDA)	10469	4,170	
10.U06	Total					4,170	
10.U16			PASS-THROUGH	PALO VERDE RESOURCE CONSERVATION DISTRICT	Y17-3973	84,305	
10.U16	Total					84,305	
10.U05			DIRECT	UNITED STATES DEPARTMENT OF AGRICULTURE (USDA)	20-JV-11272139-069	19,397	
10.U05	Total					19,397	
10.U15			PASS-THROUGH	UNIVERSITY OF VERMONT	A20-4446	43,159	
10.U15	Total					43,159	
10.U04			DIRECT	UNITED STATES DEPARTMENT OF AGRICULTURE (USDA)	58-2030-0-025	6,998	
10.U04	Total					6,998	
10.U03			DIRECT	UNITED STATES DEPARTMENT OF AGRICULTURE (USDA)	58-2030-0-024	25,961	
10.U03	Total					25,961	
10.U02			DIRECT	UNITED STATES DEPARTMENT OF AGRICULTURE (USDA)	58-2032-0-039	37,343	
10.U02	Total					37,343	
10.U01			DIRECT	UNITED STATES DEPARTMENT OF AGRICULTURE (USDA)	58-2072-0-030	24,892	
10.U01	Total					24,892	
11.U01			DIRECT	DEPARTMENT OF COMMERCE (DOC)	UCD201	2,748	
11.U01	Total					2,748	
11.U02			PASS-THROUGH	STARBURST ACCELERATOR, LLC	20205193	39,921	
11.U02	Total					39,921	
12.U01			DIRECT	DEPARTMENT OF DEFENSE (DOD)	A136673	13,849	
12.U01	Total					13,849	
12.U04			DIRECT	DEPARTMENT OF DEFENSE (DOD)	C000114053	12,115	
12.U04	Total					12,115	
12.U03			DIRECT	DEPARTMENT OF DEFENSE (DOD)	N00173-19-P-1671	1,807	
12.U03	Total					1,807	
12.U12			PASS-THROUGH	LMI GOVERNMENT CONSULTING	A20-2873-001	18,722	
12.U12	Total					18,722	
12.U02			DIRECT	DEPARTMENT OF DEFENSE (DOD)	HU000119PT076	580	
12.U02	Total					580	
12.U11			PASS-THROUGH	LMI GOVERNMENT CONSULTING	A20-2591-001	13,598	
12.U11	Total					13,598	
12.U10			PASS-THROUGH	AMERICAN BURN ASSOCIATION	201703509	3,171	
12.U10	Total					3,171	
12.U07			DIRECT	DEPARTMENT OF DEFENSE (DOD)	HDQMWR-19-C-0019	1,139,385	186,404
12.U07	Total					1,139,385	186,404
12.U09			PASS-THROUGH	SYSTEMS PLUS, INC.	A21-2602	14,798	
12.U09	Total					14,798	
12.U06			DIRECT	DEPARTMENT OF DEFENSE (DOD)	IPA - JWOO	259,719	
12.U06	Total					259,719	
12.U05			DIRECT	DEPARTMENT OF DEFENSE (DOD)	HDQMWR-17-C-0010:P00007	8,169,550	331,304
12.U05	Total					8,169,550	331,304
15.U02			DIRECT	DEPARTMENT OF THE INTERIOR (DOI)	A20-4079	1,862	
15.U02	Total					1,862	
15.U01			DIRECT	DEPARTMENT OF THE INTERIOR (DOI)	140P2119C0010	1,918,786	
15.U01	Total					1,918,786	
15.U03			DIRECT	DEPARTMENT OF THE INTERIOR (DOI)	P16AC01575-01	277	
15.U03	Total					277	
16.U02			PASS-THROUGH	CALIFORNIA GOVERNOR'S OFFICE OF EMERGENCY SERVICES	CQ19018556	24,262	
16.U02	Total					24,262	
16.U01			DIRECT	DEPARTMENT OF JUSTICE (DOJ)	20204639	59,226	
16.U01	Total					59,226	
16.U03			PASS-THROUGH	CALIFORNIA GOVERNOR'S OFFICE OF EMERGENCY SERVICES	RC18348565	(4,145)	
16.U03	Total					(4,145)	
19.U03			PASS-THROUGH	AMERICAN COUNCILS FOR INTERNATIONAL EDUCATION	SUZ800-18-CA-0001	377	
19.U03	Total					377	
19.U02			PASS-THROUGH	INSTITUTE OF INTERNATIONAL EDUCATION	S-ECAGD-19-CA 0045	682	
19.U02	Total					682	
19.U01			PASS-THROUGH	INSTITUTE OF INTERNATIONAL EDUCATION	S-ECAGD-20-CA-0002	25,126	
19.U01	Total					25,126	
20.U02			PASS-THROUGH	APPLIED PAVEMENT TECHNOLOGY, INC.	TOPR215001RR02UCD	8,354	
20.U02	Total					8,354	
20.U01			PASS-THROUGH	APPLIED PAVEMENT TECHNOLOGY, INC.	TOPR 5_15-001-RR05-UCD	13,819	
20.U01	Total					13,819	
94.U03			PASS-THROUGH	CALIFORNIAVOLUNTEERS	011991	250,899	
94.U03	Total					250,899	
42.U01			DIRECT	LIBRARY OF CONGRESS	A10-0014	169,041	
42.U01	Total					169,041	
64.U05			DIRECT	DEPARTMENT OF VETERANS ADMINISTRATION	662-C00110	16,762	
64.U05	Total					16,762	
64.U04			DIRECT	DEPARTMENT OF VETERANS ADMINISTRATION	IPA - GUO	188	
64.U04	Total					188	
64.U03			DIRECT	DEPARTMENT OF VETERANS ADMINISTRATION	662-C00112	83,292	
64.U03	Total					83,292	
64.U02			DIRECT	DEPARTMENT OF VETERANS ADMINISTRATION	662-C07137	28,473	
64.U02	Total					28,473	
64.U01			DIRECT	DEPARTMENT OF VETERANS ADMINISTRATION	048758	64,035	
64.U01	Total					64,035	
64.U73			DIRECT	DEPARTMENT OF VETERANS ADMINISTRATION	36C24E20C0025	1,440	
64.U73	Total					1,440	

**University of California**  
**Schedule of Expenditures of Federal Awards**

*For the Fiscal Year Ended  
June 30, 2021  
(Expressed in whole dollars)*

**Other Federal Programs**

Assistance Listing Number	Federal Program Title	Additional Award Identification	Direct / Pass-Through	Agency or Pass-Through Entity	Pass-Through No. or Other Identifier	Federal Expenditures	Passed-Through to Subrecipients
64.U72			DIRECT	DEPARTMENT OF VETERANS ADMINISTRATION		123,269	
64.U72	Total				691C00069	123,269	
64.U71			DIRECT	DEPARTMENT OF VETERANS ADMINISTRATION		79,578	
64.U71	Total				IPA - SONNTSAI	79,578	
64.U70			DIRECT	DEPARTMENT OF VETERANS ADMINISTRATION		8,033	
64.U70	Total				IPA - JJONG	8,033	
64.U69			DIRECT	DEPARTMENT OF VETERANS ADMINISTRATION		10,996	
64.U69	Total				IPA - JYANG	10,996	
64.U68			DIRECT	DEPARTMENT OF VETERANS ADMINISTRATION		24,130	
64.U68	Total				IPA - SONGLI	24,130	
64.U67			DIRECT	DEPARTMENT OF VETERANS ADMINISTRATION		59,620	
64.U67	Total				IPA - GTHIBODEAU	59,620	
64.U66			DIRECT	DEPARTMENT OF VETERANS ADMINISTRATION		41,526	
64.U66	Total				IPA - CTSENG	41,526	
64.U65			DIRECT	DEPARTMENT OF VETERANS ADMINISTRATION		79,396	
64.U65	Total				IPA - ROGUO	79,396	
64.U64			DIRECT	DEPARTMENT OF VETERANS ADMINISTRATION		30,473	
64.U64	Total				IPA - ROHAYS	30,473	
64.U63			DIRECT	DEPARTMENT OF VETERANS ADMINISTRATION		17,706	
64.U63	Total				IPA - USKHRUCHAROEN	17,706	
64.U62			DIRECT	DEPARTMENT OF VETERANS ADMINISTRATION		(15,847)	
64.U62	Total				20200226	(15,847)	
64.U61			DIRECT	DEPARTMENT OF VETERANS ADMINISTRATION		9,845	
64.U61	Total				IPA - JEGORNBEIN	9,845	
64.U60			DIRECT	DEPARTMENT OF VETERANS ADMINISTRATION		38,625	
64.U60	Total				IPA - LILIANG	38,625	
64.U59			DIRECT	DEPARTMENT OF VETERANS ADMINISTRATION		7,500	
64.U59	Total				IPA - GILBUE	7,500	
64.U58			DIRECT	DEPARTMENT OF VETERANS ADMINISTRATION		39,841	
64.U58	Total				IPA - VELAGISHETTY	39,841	
64.U57			DIRECT	DEPARTMENT OF VETERANS ADMINISTRATION		1,807	
64.U57	Total				IPA - GDEVERAMARDER	1,807	
64.U56			DIRECT	DEPARTMENT OF VETERANS ADMINISTRATION		5,447	
64.U56	Total				IPA - WILSTEERS	5,447	
64.U55			DIRECT	DEPARTMENT OF VETERANS ADMINISTRATION		392	
64.U55	Total				IPA - VENTUGREE	392	
64.U54			DIRECT	DEPARTMENT OF VETERANS ADMINISTRATION		2,859	
64.U54	Total				IPA - KFULBRIGHT	2,859	
64.U53			DIRECT	DEPARTMENT OF VETERANS ADMINISTRATION		7,129	
64.U53	Total				IPA - HONLIANG	7,129	
64.U52			DIRECT	DEPARTMENT OF VETERANS ADMINISTRATION		22,257	
64.U52	Total				IPA - ACMEYERS	22,257	
64.U51			DIRECT	DEPARTMENT OF VETERANS ADMINISTRATION		47,413	
64.U51	Total				IPA - AMYE	47,413	
64.U50			DIRECT	DEPARTMENT OF VETERANS ADMINISTRATION		(6,401)	
64.U50	Total				IPA - GHELLEMANN	(6,401)	
64.U49			DIRECT	DEPARTMENT OF VETERANS ADMINISTRATION		(21,270)	
64.U49	Total				IPA - CSUGAR	(21,270)	
64.U48			DIRECT	DEPARTMENT OF VETERANS ADMINISTRATION		43,462	
64.U48	Total				IPA - SDKOZIKOWSKI	43,462	
64.U47			DIRECT	DEPARTMENT OF VETERANS ADMINISTRATION		55,122	
64.U47	Total				IPA - KCHUSHIH	55,122	
64.U46			DIRECT	DEPARTMENT OF VETERANS ADMINISTRATION		(46,800)	
64.U46	Total				IPA - ZHJING	(46,800)	
64.U45			DIRECT	DEPARTMENT OF VETERANS ADMINISTRATION		35,690	
64.U45	Total				IPA - FWHELAN	35,690	
64.U44			DIRECT	DEPARTMENT OF VETERANS ADMINISTRATION		67,966	
64.U44	Total				IPA - EREAVIS	67,966	
64.U43			DIRECT	DEPARTMENT OF VETERANS ADMINISTRATION		48,748	
64.U43	Total				IPA - CHLUNLIANG	48,748	
64.U42			DIRECT	DEPARTMENT OF VETERANS ADMINISTRATION		(2,253)	
64.U42	Total				IPA - AHIRANO	(2,253)	
64.U41			DIRECT	DEPARTMENT OF VETERANS ADMINISTRATION		31,405	
64.U41	Total				IPA - LGHAYOURI	31,405	
64.U40			DIRECT	DEPARTMENT OF VETERANS ADMINISTRATION		54,537	
64.U40	Total				IPA - ILAGAN	54,537	
64.U39			DIRECT	DEPARTMENT OF VETERANS ADMINISTRATION		(38,644)	
64.U39	Total				IPA - FRA	(38,644)	
64.U38			DIRECT	DEPARTMENT OF VETERANS ADMINISTRATION		20,094	
64.U38	Total				IPA - YUPUQING	20,094	
64.U37			DIRECT	DEPARTMENT OF VETERANS ADMINISTRATION		36,171	
64.U37	Total				IPA - GTHAMES	36,171	
64.U36			DIRECT	DEPARTMENT OF VETERANS ADMINISTRATION		142,227	
64.U36	Total				IPA - OLMARENINOVA	142,227	

**University of California**  
**Schedule of Expenditures of Federal Awards**

*For the Fiscal Year Ended  
June 30, 2021  
(Expressed in whole dollars)*

**Other Federal Programs**

Assistance Listing Number	Federal Program Title	Additional Award Identification	Direct / Pass-Through	Agency or Pass-Through Entity	Pass-Through No. or Other Identifier	Federal Expenditures	Passed-Through to Subrecipients
64.U35			DIRECT	DEPARTMENT OF VETERANS ADMINISTRATION	IPA - JTHOMAS	106,143	
64.U35	Total					106,143	
64.U34			DIRECT	DEPARTMENT OF VETERANS ADMINISTRATION	IPA - TAMHORWICH	11,115	
64.U34	Total					11,115	
64.U33			DIRECT	DEPARTMENT OF VETERANS ADMINISTRATION	IPA - SAMTRAN	134,051	
64.U33	Total					134,051	
64.U32			DIRECT	DEPARTMENT OF VETERANS ADMINISTRATION	IPA - MARSTU	(1,211)	
64.U32	Total					(1,211)	
64.U30			DIRECT	DEPARTMENT OF VETERANS ADMINISTRATION	IPA - JGOMBEIN	2,738	
64.U30	Total					2,738	
64.U29			DIRECT	DEPARTMENT OF VETERANS ADMINISTRATION	IPA - WENCHEN	(16,992)	
64.U29	Total					(16,992)	
64.U28			DIRECT	DEPARTMENT OF VETERANS ADMINISTRATION	IPA - ATIDWELL	27,457	
64.U28	Total					27,457	
64.U27			DIRECT	DEPARTMENT OF VETERANS ADMINISTRATION	IPA - GDEVERA	52,975	
64.U27	Total					52,975	
64.U26			DIRECT	DEPARTMENT OF VETERANS ADMINISTRATION	IPA - JNEEDLEMAN	31,722	
64.U26	Total					31,722	
64.U25			DIRECT	DEPARTMENT OF VETERANS ADMINISTRATION	7450890	(353)	
64.U25	Total					(353)	
64.U24			DIRECT	DEPARTMENT OF VETERANS ADMINISTRATION	36C26220C0043	30,817	
64.U24	Total					30,817	
64.U23			DIRECT	DEPARTMENT OF VETERANS ADMINISTRATION	IPA - GHELLMANMARDER	4,929	
64.U23	Total					4,929	
64.U22			DIRECT	DEPARTMENT OF VETERANS ADMINISTRATION	IPA - KCHUNGSHIH	10,262	
64.U22	Total					10,262	
64.U21			DIRECT	DEPARTMENT OF VETERANS ADMINISTRATION	IPA - SHUXHU	34,447	
64.U21	Total					34,447	
64.U20			DIRECT	DEPARTMENT OF VETERANS ADMINISTRATION	IPA - CSUGAR	71,270	
64.U20	Total					71,270	
64.U19			DIRECT	DEPARTMENT OF VETERANS ADMINISTRATION	IPA - XIAOZUO	15,433	
64.U19	Total					15,433	
64.U18			DIRECT	DEPARTMENT OF VETERANS ADMINISTRATION	IPA - LITHAMES	11	
64.U18	Total					11	
64.U17			DIRECT	DEPARTMENT OF VETERANS ADMINISTRATION	IPA - AFTABALAM	20,205	
64.U17	Total					20,205	
64.U16			DIRECT	DEPARTMENT OF VETERANS ADMINISTRATION	IPA - JSINNETTSMITH	166,410	
64.U16	Total					166,410	
64.U15			DIRECT	DEPARTMENT OF VETERANS ADMINISTRATION	36C26219C0144	4,192	
64.U15	Total					4,192	
64.U14			DIRECT	DEPARTMENT OF VETERANS ADMINISTRATION	IPA - BJENSEN	20,973	
64.U14	Total					20,973	
64.U13			DIRECT	DEPARTMENT OF VETERANS ADMINISTRATION	IPA - KOSTTKRYSAN	(8,937)	
64.U13	Total					(8,937)	
64.U12			DIRECT	DEPARTMENT OF VETERANS ADMINISTRATION	IPA - PAOAGUIARI	80,532	
64.U12	Total					80,532	
64.U11			DIRECT	DEPARTMENT OF VETERANS ADMINISTRATION	IPA - MICTORRELIZA	30,650	
64.U11	Total					30,650	
64.U10			DIRECT	DEPARTMENT OF VETERANS ADMINISTRATION	IPA - ALUNLIANG	9,627	
64.U10	Total					9,627	
64.U09			DIRECT	DEPARTMENT OF VETERANS ADMINISTRATION	IPA - MARWHELAN	10,561	
64.U09	Total					10,561	
64.U08			DIRECT	DEPARTMENT OF VETERANS ADMINISTRATION	IPA - MARMCGEE	28,361	
64.U08	Total					28,361	
64.U07			DIRECT	DEPARTMENT OF VETERANS ADMINISTRATION	IPA - AHIRO	74,361	
64.U07	Total					74,361	
64.U06			DIRECT	DEPARTMENT OF VETERANS ADMINISTRATION	IPA - LDESEVILLAM	25,229	
64.U06	Total					25,229	
66.U02			PASS-THROUGH	TAHOE REGIONAL PLANNING AGENCY (TRPA)	17C00051	(1,728)	
66.U02	Total					(1,728)	
66.U01			DIRECT	ENVIRONMENTAL PROTECTION AGENCY (EPA)	68HERH19F0352	1,816,227	462,222
66.U01	Total					1,816,227	462,222
81.U21			PASS-THROUGH	LAWRENCE LIVERMORE NATIONAL SECURITY, LLC	A20-3661	64,669	
81.U21	Total					64,669	
81.U20			PASS-THROUGH	KRELL INSTITUTE	A20-2990	24,241	
81.U20	Total					24,241	
81.U19			PASS-THROUGH	LAWRENCE LIVERMORE NATIONAL SECURITY, LLC	B635133	8,779	
81.U19	Total					8,779	
81.U14			PASS-THROUGH	BROOKHAVEN NATIONAL LABORATORY/BROOKHAVEN SCIENCE ASSOCIATES	382808	5,040	
81.U14	Total					5,040	
81.U18			PASS-THROUGH	LAWRENCE LIVERMORE NATIONAL SECURITY, LLC	B635050	6,105	
81.U18	Total					6,105	
81.U17			PASS-THROUGH	LAWRENCE LIVERMORE NATIONAL SECURITY, LLC	B643827	110,884	
81.U17	Total					110,884	
81.U10			DIRECT	DEPARTMENT OF ENERGY (DOE)	7552484	190,099	

**University of California**  
**Schedule of Expenditures of Federal Awards**

*For the Fiscal Year Ended  
June 30, 2021  
(Expressed in whole dollars)*

**Other Federal Programs**

Assistance Listing Number	Federal Program Title	Additional Award Identification	Direct / Pass-Through	Agency or Pass-Through Entity	Pass-Through No. or Other Identifier	Federal Expenditures	Passed-Through to Subrecipients
81.U10	Total					190,099	
81.U09			DIRECT	DEPARTMENT OF ENERGY (DOE)	7535473	119,777	
81.U09	Total					119,777	
81.U08			DIRECT	DEPARTMENT OF ENERGY (DOE)	7541089	65,205	
81.U08	Total					65,205	
81.U07			DIRECT	DEPARTMENT OF ENERGY (DOE)	7538471	17,493	
81.U07	Total					17,493	
81.U06			DIRECT	DEPARTMENT OF ENERGY (DOE)	7520719	2,432	
81.U06	Total					2,432	
81.U13			PASS-THROUGH	LAWRENCE LIVERMORE NATIONAL SECURITY, LLC	B638424	1,443	
81.U13	Total					1,443	
81.U12			PASS-THROUGH	LAWRENCE LIVERMORE NATIONAL SECURITY, LLC	B639203	52,746	
81.U12	Total					52,746	
81.U05			DIRECT	DEPARTMENT OF ENERGY (DOE)	7513314	73,710	
81.U05	Total					73,710	
81.U11			PASS-THROUGH	LAWRENCE LIVERMORE NATIONAL SECURITY, LLC	B639057	40,662	
81.U11	Total					40,662	
81.U04			DIRECT	DEPARTMENT OF ENERGY (DOE)	7436360	252,932	
81.U04	Total					252,932	
81.U03			DIRECT	DEPARTMENT OF ENERGY (DOE)	7366075	2,913,957	
81.U03	Total					2,913,957	
81.U02			DIRECT	DEPARTMENT OF ENERGY (DOE)	7353934	6,504	
81.U02	Total					6,504	
81.U01			DIRECT	DEPARTMENT OF ENERGY (DOE)	7333660	12,348	
81.U01	Total					12,348	
81.U15			PASS-THROUGH	LAWRENCE LIVERMORE NATIONAL SECURITY, LLC	B620069	30,425	
81.U15	Total					30,425	
84.U01			DIRECT	DEPARTMENT OF EDUCATION (ED)	P407A200052	130,596	
84.U01	Total					130,596	
84.U02			DIRECT	DEPARTMENT OF EDUCATION (ED)	00010378	235,057	
84.U02	Total					235,057	
93.U02	COVID-19	COVID-19	DIRECT	DEPARTMENT OF HEALTH AND HUMAN SERVICES (HHS)	20IPA2014102	34,692	
93.U02	COVID-19 Total					34,692	
93.U06			PASS-THROUGH	AMERICAN INSTITUTES FOR RESEARCH IN THE BEHAVIORAL SCIENCES	0470300001	2,483	
93.U06	Total					2,483	
93.U05			PASS-THROUGH	CALIFORNIA DEPARTMENT OF PUBLIC HEALTH	16-10190	(4,249)	
93.U05	Total					(4,249)	
93.U04			PASS-THROUGH	CALIFORNIA DEPARTMENT OF HEALTH CARE SERVICES	14-90487	(1,570)	
93.U04	Total					(1,570)	
93.U17	COVID-19	COVID-19	PASS-THROUGH	REGENERON PHARMACEUTICALS, INC.	A20-3949	(2,781)	
93.U17	COVID-19 Total					(2,781)	
93.U16			PASS-THROUGH	MATHEMATICA, INC	75FCMC18D003275FC MC19F0003	5,445	
93.U16	Total					5,445	
93.U15			PASS-THROUGH	CENTER FOR COMPREHENSIVE CARE & DIAGNOSIS OF INHERITED BLOOD	U27DD001155	6,405	
93.U15	Total					6,405	
93.U14			PASS-THROUGH	ORANGE COUNTY	MA-063-16011090	255	
93.U14	Total					255	
93.U11			PASS-THROUGH	MATHEMATICA, INC	50783S06032	1,028	
93.U11	Total					1,028	
93.U10			PASS-THROUGH	DUKE UNIVERSITY	HHSN27200008	203,427	
93.U10	Total					203,427	
93.U09			PASS-THROUGH	MOST INVESTMENTS, LLC	LOA	761,201	
93.U09	Total					761,201	
93.U08			PASS-THROUGH	IMPAQ INTERNATIONAL	2758	745,232	
93.U08	Total					745,232	
93.U07	COVID-19	COVID-19	PASS-THROUGH	DUKE UNIVERSITY	A21-2677-01	23,934	
93.U07	COVID-19 Total					23,934	
93.U03			DIRECT	DEPARTMENT OF HEALTH AND HUMAN SERVICES (HHS)	75D30118C03490	246,752	
93.U03	Total					246,752	
93.U19			PASS-THROUGH	LOS ANGELES COUNTY DEPARTMENT OF HEALTH SERVICES	PH-002364	62	
93.U19	Total					62	
93.U18			PASS-THROUGH	LOS ANGELES COUNTY DEPARTMENT OF HEALTH SERVICES	PH-003808	1,612,550	
93.U18	Total					1,612,550	
94.U01			DIRECT	CORPORATION FOR NATIONAL AND COMMUNITY SERVICE (CNCS)	17VSPCA010:1	(11,439)	
94.U01	Total					(11,439)	
98.U02			PASS-THROUGH	MICHIGAN STATE UNIVERSITY	RC102095	927	
98.U02	Total					927	
98.U01			PASS-THROUGH	CARDNO LTD	PO 2019-13	(5,308)	
98.U01	Total					(5,308)	
12.U08			PASS-THROUGH	NORTHERN CALIFORNIA INSTITUTE FOR RESEARCH AND EDUCATION	84232 - 01 - 404958	(14)	
12.U08	Total					(14)	
12.U13			PASS-THROUGH	INFERLINK CORPORATION	13C0158	3	
12.U13	Total					3	
94.U02			PASS-THROUGH	GREEN DOT PUBLIC SCHOOLS	17VSPCA010:2	12,853	
94.U02	Total					12,853	
81.U22			PASS-THROUGH	LAWRENCE LIVERMORE NATIONAL SECURITY, LLC	B637431	62,997	
81.U22	Total					62,997	
93.U20			PASS-THROUGH	THE EMMES COMPANY, LLC	20182357	1,433	
93.U20	Total					1,433	
<b>Grand Total</b>						<b>1,117,695,578</b>	<b>56,258,882</b>
						<b>\$ 6,764,872,992</b>	<b>\$ 539,863,177</b>

---

**University of California**  
**Schedules of Expenditures of Federal Awards**

*For the Fiscal Year Ended  
June 30, 2021  
(Expressed in Whole Dollars \$)*

---

**Notes A - I**

---

**A. General**

The accompanying Summary Schedule of Expenditures of Federal Awards and Schedule of Expenditures of Federal Awards ("SEFA") (collectively the "Schedules") present the activity of all federal financial assistance programs of the University of California (the "University"), a component unit of the State of California. The University's Benioff Children's Hospital Oakland, which was separately reported in prior years, has been incorporated into the Schedules beginning with fiscal year end June 30, 2021.

Consistent with the provisions of Title 2 *U.S. Code of Federal Regulations* Part 200, *Uniform Administrative Requirements for Federal Awards* (Uniform Guidance), the accompanying Schedules do not include the expenditures of the Lawrence Berkeley National Laboratory ("LBNL") – a major Department of Energy ("DOE") national laboratory operated and managed by the University under contracts with DOE, as it represents a government-owned, contractor operated facility.

**B. Basis of Accounting**

The accompanying Schedules are presented on a cash basis as year-end accruals for financial statement purposes are performed in aggregate and not allocated to individual awards. Amounts expended for loan programs are reflected at the value of new loans made or received during the fiscal year plus the beginning balance of loans from previous years for which the federal government imposes continuing compliance requirements.

The information in these Schedules is presented in accordance with the requirements of the Uniform Guidance. Negative amounts represent adjustments in the normal course of business to amounts reported in a prior year.

**C. Assistance Listing Numbers**

Research and Development ("R&D") direct awards are presented on the SEFA by federal agency and major subdivision within the federal agency, when applicable. Pass-through awards have been presented by pass-through entity, assistance listing number, sponsor's award number, when available, or by the University assigned identifier. Awards granted from the LBNL to the campuses are presented as direct awards on the SEFA since the University is operating and managing LBNL.

If the assistance listing three-digit extension is unknown, it is assigned a "U" followed by a two-digit number (e.g., U01, U02, etc.). If the Federal program is part of the R&D cluster and the assistance listing three-digit extension is unknown, "RD" is used as the assistance listing extension.

---

**University of California**  
**Schedules of Expenditures of Federal Awards**

*For the Fiscal Year Ended*  
*June 30, 2021*  
*(Expressed in Whole Dollars \$)*

---

**Notes A - I**

---

**D. Commingled Assistance**

The University has included, within the Schedules, amounts received from pass-through entities, which include funds from federal and non-federal sources because the pass-through entity is unable to determine the federal portion.

The California Student Aid Commission ("CSAC") administers the State Cal Grant A and B Programs, selects the student recipients of these grant awards, and provides funds to participating institutions for disbursement. Federal Temporary Assistance for Needy Families (TANF) funds, assistance listing number 93.558, from the United States Department of Health and Human Services may comprise up to approximately 55% of the total funding for these Cal Grant awards.

In fiscal year 2021, the University paid Cal Grant A and B funds in the amount of \$957,216,970; however, CSAC is unable to determine the exact amount of TANF funds, if any, represented in those awards. Therefore, the Schedules do not include State Grant A and B awards.

**E. Outstanding Balances on Loan Programs**

Outstanding balances on federal loans programs as of June 30, 2021 are as follows:

	Assistance Listing No.	Principal Outstanding
Federal Perkins Loan Program	84.038	\$95,545,536
Health Professions Student Loans, Loans for Disadvantaged Students, Primary Care Loans	93.342	\$65,887,451
Nursing Student Loans	93.364	\$1,515,482
Nursing Student Faculty Loans	93.264	\$1,256,704
ARRA - Nursing Faculty Loans	93.408	\$0

**F. Facilities and Administrative Costs**

The University uses its negotiated indirect costs rates instead of the 10% de minimis rate allowed by the Uniform Guidance.

**G. Department of Health and Human Services – Provider Relief Funds**

The University of California was the recipient of funding under assistance listing number 93.498, *Provider Relief Fund* ("PRF"), and as required based on guidance in the 2021 *OMB Compliance Supplement*, the Schedule includes all Period 1 funds received between April 10, 2020 and June 30, 2020 and expended by June 30, 2021 as reported to the Department of Health and Human Services via the PRF Reporting Portal.

The Schedule thus includes \$302,081,126 of direct expenditures and \$156,366,766 in lost revenue. Given the timing covered by Period 1 funds, certain of these expenses were reflected in



---

**University of California**  
**Schedules of Expenditures of Federal Awards**

*For the Fiscal Year Ended  
June 30, 2021  
(Expressed in Whole Dollars \$)*

---

**Notes A - I**

---

the University's fiscal year 2020 financial statements. Additionally, lost revenue does not represent an expenditure in the University's financial statements and thus is a reconciling item between the federal expenses in the University's financial statements and the amount included on the Schedules.

**H. Department of Education – Higher Education Emergency Relief Funds**

The University of California was the recipient of funding under assistance listing number 84.425, Higher Education Emergency Relief Fund (HEERF). Of the amounts on the Schedules, \$225,513,754 are supported by lost revenue, as allowed under the terms and conditions of the program. As such, this amount represents a reconciling item between the federal expenses in the University's financial statements and the amount included on the Schedules.

**I. Donated Personal Protective Equipment (PPE) - *Unaudited***

The University of California was the recipient of donated personal protective equipment during the year ending June 30, 2021 totaling a fair market value of \$2,312,121.



**Report of Independent Auditors on Internal Control Over Financial Reporting and on Compliance  
and Other Matters Based on an Audit of Financial Statements Performed in  
Accordance with *Government Auditing Standards***

To the Regents of the University of California

We have audited, in accordance with auditing standards generally accepted in the United States of America and the standards applicable to financial audits contained in *Government Auditing Standards*, issued by the Comptroller General of the United States, the financial statements of the University of California (the "University"), a component unit of the State of California, its aggregate discretely presented component units, the University of California Retirement System, the University of California Retiree Health Benefit Trust, and the aggregate remaining fund information as of and for the year ended June 30, 2021, and the related notes to the financial statements, which collectively comprise the University's basic financial statements as listed in the table of contents, and have issued our report thereon dated October 15, 2021, which includes an emphasis of matter paragraph related to the University changing the manner in which it accounts for fiduciary funds in 2021 as discussed in Note 1 to the financial statements. The financial statements of the University's discretely presented component units were not audited in accordance with *Government Auditing Standards*, and accordingly, this report does not include reporting on internal control over financial reporting or instances of reportable noncompliance associated with the University's discretely presented component units.

***Internal Control Over Financial Reporting***

In planning and performing our audit of the financial statements, we considered the University's internal control over financial reporting ("internal control") as a basis for designing audit procedures that are appropriate in the circumstances for the purpose of expressing our opinions on the financial statements, but not for the purpose of expressing an opinion on the effectiveness of the University's internal control. Accordingly, we do not express an opinion on the effectiveness of University's internal control.

A *deficiency in internal control* exists when the design or operation of a control does not allow management or employees, in the normal course of performing their assigned functions, to prevent, or detect and correct, misstatements on a timely basis. A *material weakness* is a deficiency, or a combination of deficiencies, in internal control such that there is a reasonable possibility that a material misstatement of the entity's financial statements will not be prevented, or detected and corrected on a timely basis. A *significant deficiency* is a deficiency, or a combination of deficiencies, in internal control that is less severe than a material weakness, yet important enough to merit attention by those charged with governance.

Our consideration of internal control was for the limited purpose described in the first paragraph of this section and was not designed to identify all deficiencies in internal control that might be material weaknesses or significant deficiencies and therefore, material weaknesses or significant deficiencies may exist that have not been identified. Given these limitations, during our audit we did not identify any deficiencies in internal control that we consider to be material weaknesses. We did identify a certain deficiency in internal control, described in the accompanying Schedule of Findings and Questioned Costs as item 2021-001 that we consider to be a significant deficiency.



### ***Compliance and Other Matters***

As part of obtaining reasonable assurance about whether the University's financial statements are free from material misstatement, we performed tests of its compliance with certain provisions of laws, regulations, contracts and grant agreements, noncompliance with which could have a direct and material effect on the determination of financial statements. However, providing an opinion on compliance with those provisions was not an objective of our audit, and accordingly, we do not express such an opinion. The results of our tests disclosed no instances of noncompliance or other matters that are required to be reported under *Government Auditing Standards*.

### **The University's Response to Findings**

The University's response to the finding identified in our audit is described in the accompanying Management's Views and Corrective Action Plan. The University's response was not subjected to the auditing procedures applied in the audit of the financial statements and, accordingly, we express no opinion on it.

### **Purpose of this Report**

The purpose of this report is solely to describe the scope of our testing of internal control and compliance and the results of that testing, and not to provide an opinion on the effectiveness of the entity's internal control or on compliance. This report is an integral part of an audit performed in accordance with *Government Auditing Standards* in considering the entity's internal control and compliance. Accordingly, this communication is not suitable for any other purpose.

*PricewaterhouseCoopers LLP*

San Francisco, California  
October 15, 2021



**Report of Independent Auditors on Compliance with Requirements  
That Could Have a Direct and Material Effect on Each Major Program and on Internal Control Over  
Compliance in Accordance with the Uniform Guidance**

To the Regents of the University of California

**Report on Compliance for Each Major Federal Program**

We have audited the University of California's (the "University"), a component unit of the State of California, compliance with the types of compliance requirements described in the *OMB Compliance Supplement* that could have a direct and material effect on each of the University's major federal programs for the year ended June 30, 2021. The University's major federal programs are identified in the summary of auditor's results section of the accompanying schedule of findings and questioned costs.

***Management's Responsibility***

Management is responsible for compliance with federal statutes, regulations and the terms and conditions of its federal awards applicable to its federal programs.

***Auditors' Responsibility***

Our responsibility is to express an opinion on compliance for each of the University's major federal programs based on our audit of the types of compliance requirements referred to above. We conducted our audit of compliance in accordance with auditing standards generally accepted in the United States of America; the standards applicable to financial audits contained in *Government Auditing Standards*, issued by the Comptroller General of the United States; and the audit requirements of Title 2 U.S. *Code of Federal Regulations* Part 200, *Uniform Administrative Requirements, Cost Principles, and Audit Requirements for Federal Awards* (Uniform Guidance). Those standards and the Uniform Guidance require that we plan and perform the audit to obtain reasonable assurance about whether noncompliance with the types of compliance requirements referred to above that could have a direct and material effect on a major federal program occurred. An audit includes examining, on a test basis, evidence about the University's compliance with those requirements and performing such other procedures as we considered necessary in the circumstances.

We believe that our audit provides a reasonable basis for our opinion on compliance for each major federal program. However, our audit does not provide a legal determination of the University's compliance.

***Opinion on Each Major Federal Program***

In our opinion, the University of California complied, in all material respects, with the types of compliance requirements referred to above that could have a direct and material effect on each of its major federal programs for the year ended June 30, 2021.

***Other Matters***

The results of our auditing procedures disclosed instances of noncompliance, which are required to be reported in accordance with the Uniform Guidance and which are described in the accompanying



schedule of findings and questioned costs as items 2021-002, 2021-003 and 2021-004. Our opinion on each major federal program is not modified with respect to these matters.

The University's response to the noncompliance findings identified in our audit is described in the accompanying management's views and corrective action plan. The University's response was not subjected to the auditing procedures applied in the audit of compliance and, accordingly, we express no opinion on the response.

### ***Report on Internal Control Over Compliance***

Management of the University is responsible for establishing and maintaining effective internal control over compliance with the types of compliance requirements referred to above. In planning and performing our audit of compliance, we considered the University's internal control over compliance with the types of requirements that could have a direct and material effect on each major federal program to determine the auditing procedures that are appropriate in the circumstances for the purpose of expressing an opinion on compliance for each major federal program and to test and report on internal control over compliance in accordance with the Uniform Guidance, but not for the purpose of expressing an opinion on the effectiveness of internal control over compliance. Accordingly, we do not express an opinion on the effectiveness of the University's internal control over compliance.

*A deficiency in internal control over compliance* exists when the design or operation of a control over compliance does not allow management or employees, in the normal course of performing their assigned functions, to prevent, or detect and correct, noncompliance with a type of compliance requirement of a federal program on a timely basis. *A material weakness in internal control over compliance* is a deficiency, or combination of deficiencies, in internal control over compliance, such that there is a reasonable possibility that material noncompliance with a type of compliance requirement of a federal program will not be prevented, or detected and corrected, on a timely basis. *A significant deficiency in internal control over compliance* is a deficiency, or a combination of deficiencies, in internal control over compliance with a type of compliance requirement of a federal program that is less severe than a material weakness in internal control over compliance, yet important enough to merit attention by those charged with governance.

Our consideration of internal control over compliance was for the limited purpose described in the first paragraph of this section and was not designed to identify all deficiencies in internal control over compliance that might be material weaknesses or significant deficiencies. We did not identify any deficiencies in internal control over compliance that we consider to be material weaknesses. However, material weaknesses may exist that have not been identified.

The purpose of this report on internal control over compliance is solely to describe the scope of our testing of internal control over compliance and the results of that testing based on the requirements of the Uniform Guidance. Accordingly, this report is not suitable for any other purpose.

*PricewaterhouseCoopers LLP*

San Francisco, California  
June 30, 2022

**University of California**  
**Schedule of Findings and Questioned Costs**  
**Year Ended June 30, 2021**

---

**SECTION I – SUMMARY OF AUDITOR’S RESULTS**

**Financial Statements**

Type of auditor’s report issued:	Unmodified opinion
Internal control over financial reporting:	
• Material weakness(es) identified?	No
• Significant deficiency(ies) identified that are not considered to be material weaknesses	Yes
Noncompliance material to the financial statements noted?	No

**Federal Awards**

Internal control over major programs:	
• Material weakness(es) identified?	No
• Significant deficiency(ies) identified that are not considered to be material weaknesses	None reported
Type of auditor’s report issued on compliance for major programs	Unmodified
Any audit findings that are required to be reported in accordance with 2 CFR 200.516(a)?	Yes

Identification of major programs:

<b>Program Name</b>	<b>Assistance Listing Number(s)</b>
Research and Development Cluster	Various
COVID-19 – Higher Education Emergency Relief Fund	84.425E, 84.425F, 84.425L
COVID-19 – Provider Relief Fund and American Rescue Plan (ARP) Rural Distribution	93.498
USAID Foreign Assistance for Programs Overseas	98.001

Dollar threshold used to distinguish between type A and type B programs:	\$20,294,619
Auditee qualified as a low-risk auditee?	Yes

# University of California

## Schedule of Findings and Questioned Costs

### Year Ended June 30, 2021

---

#### SECTION II – FINANCIAL REPORTING FINDINGS

##### 2021-001: IT General Controls for Retirement System (Significant Deficiency)

###### Criteria

As part of our audit, we are required to obtain an understanding of internal controls relevant to the audit, which includes the end to end process around key financial reporting cycles and evidence the implementation of relevant controls and the related IT dependencies. (AU-C section 315).

###### Condition

The University of California (the “University”) implemented Redwood, a retirement recordkeeping system in March 2019, which is used throughout the University, except Children’s Hospital & Research Center Oakland. The University partners with a vendor to perform hosting of the system and certain IT controls responsibilities are outsourced to the vendor for the retirement system, including:

- Provisioning/revoking database level access including database administrator privileged access;
- Developing changes, testing changes, and migrating changes into production as well as ensuring separation of duties between developers and migrators, and
- Restricting access to the job scheduler used to run the new retirement system jobs.

While the University has processes over those IT activities within their control, the University relies on the vendor for the aforementioned execution of key IT general controls. In situations where significant operations are subject to third party oversight, service organizations will typically provide users with an AICPA Systems & Organization Controls audit report that specifically addresses the design and operating effectiveness of internal controls (SOC 1 Type 2 report).

In 2019, documentation could not be provided by the vendor to evidence the design, implementation, and operation of key IT controls. The result was the absence of key vendor IT controls over the making and migrating of changes; granting/revoking database level access and restricting access to the job scheduler which results in no IT controls over on the ongoing validity, completeness or accuracy of the data processed in the retirement system or in the reports generated from the retirement system.

In fiscal years 2020 and 2021, the University received SOC 1 Type 2 reports, however, management ultimately concluded the reports were insufficient in order to determine the effectiveness of key IT controls. Consistent with fiscal years 2019 and 2020, this has been determined to be a significant deficiency in internal control requiring communication to those charged with governance and is considered a repeat of finding 2019-001.

Additionally, as part of our 2021 sample testing of participant data records provided to the University’s actuary, we identified a data discrepancy related to two of the benefit plan participants. After examining the identified discrepancies, management informed us that limited subsets of retirees were not properly reflected in the final census data files that were submitted to its actuaries.

###### Cause

While the University has processes over those IT activities within their control, the University relies on the vendor for the aforementioned execution of key IT general controls. Documentation could not be provided by the vendor to evidence the design, implementation, and operation of key IT controls.

# **University of California**

## **Schedule of Findings and Questioned Costs**

### **Year Ended June 30, 2021**

---

While the University performs reviews over the data in the pension administration system, census data discrepancies resulted due to a change in the system incorrectly updating certain members' status from "inactive" to "active" in disregard of their actual separation date. This and another discrepancy within the members' medical data file were not identified through the University's controls.

#### **Effect**

The absence of key IT controls over granting/revoking database level access, the making and migrating of changes, and restricting access to the job scheduler results in risks related to the ongoing validity, completeness, and accuracy of the data processed in the retirement system or in the reports generated from the retirement system.

The census data discrepancies resulted in the actuarial valuation understating the University's retiree health liability and overstating the pension liability by a de minimis amount.

#### **Recommendation**

We recommend the University undertake actions to have the aforementioned IT general controls related to the retirement system designed and implemented appropriately, including maintaining the evidence of operating effectiveness of related controls.

In light of the errors identified and described above, we also recommend the University evaluate and consider enhancing its processes surrounding the integrity of participant data records provided to the actuaries as part of the valuation over its retiree health and pension obligations.

#### **Management's Views and Corrective Action Plan**

Management's response is included in "Management's Views and Corrective Action Plan" included at the end of this report after the summary schedule of status of prior audit findings.



# University of California

## Schedule of Findings and Questioned Costs

### Year Ended June 30, 2021

---

#### SECTION III – FEDERAL AWARD FINDINGS AND QUESTIONED COSTS

##### 2021-002 – Subrecipient Monitoring

**Cluster:** Research and Development

**Sponsoring Agency:** Various across 2 campuses

**Award Names:** Various across 2 campuses

**Award Numbers:** Various across 2 campuses

**Assistance Listing Title:** Various across 2 campuses

**Assistance Listing Number:** Various across 2 campuses

**Award Year:** 2020 – 2021

**Pass-through entity:** Various across 2 campuses

##### Criteria

2 CFR 200.332 notes that pass-through entity monitoring of the subrecipient must include:

1. Reviewing financial and performance reports required by the pass-through entity.
2. Following-up and ensuring that the subrecipient takes timely and appropriate action on all deficiencies pertaining to the Federal award provided to the subrecipient from the pass-through entity detected through audits, on-site reviews, and written confirmation from the subrecipient, highlighting the status of actions planned or taken to address Single Audit findings related to the particular subaward.
3. Issuing a management decision for applicable audit findings pertaining only to the Federal award provided to the subrecipient from the pass-through entity as required by 2 CFR 200.521.

##### Condition

Through our testing, we noted the following:

- Through our testing of 25 subrecipients at one campus, we noted one instance where the subrecipient Uniform Guidance report we reviewed had findings associated with an award passed-through from this University campus. When inquiring as to what follow-up procedures were performed, the campus noted that they do not perform follow-up procedures if the subrecipient has been identified as low-risk within the subrecipient's Uniform Guidance report. This is not consistent with the guidance above, which requires follow-up and the issuance of a management decision when there are subrecipient findings pertaining to the award provided by the campus. This is an over-arching policy issue at the campus and thus additional reviews may have not been performed across the subrecipient population at this campus.
- Through our testing of 25 subrecipients at a second campus, we noted that there was no evidence indicating when subrecipient Uniform Guidance reports were reviewed. We were able to obtain a checklist completed for each subrecipient by management, however:
  - The checklists were not dated and thus it was unclear when the checklists were completed
  - The checklists noted the Uniform Guidance report of the subrecipient was reviewed, but it was unclear which fiscal year report management reviewed
  - There was no documentation on the checklists as to whether there were findings or issues noted through review of the subrecipient Uniform Guidance report that need further consideration or documentation.

##### Cause

In the first instance, the campus indicated it has many subrecipients and was attempting to streamline the process, not recognizing that its policy was not consistent with the Uniform Guidance. In the second instance, management has a manual checklist to document review of

# **University of California**

## **Schedule of Findings and Questioned Costs**

### **Year Ended June 30, 2021**

---

Uniform Guidance reports, but that checklist does not contain fields for dates or explanations to elicit additional details to more clearly evidence the results of the review.

#### **Effect**

As a result of the first instance above, lack of appropriate follow-up procedures may result in subrecipient findings not being fully remediated. In the second instance, lack of sufficient documentation may not allow for the demonstration of appropriate monitoring procedures being performed.

#### **Questioned Costs**

None noted.

#### **Recommendation**

We recommend the first campus reassess its subrecipient monitoring policy to ensure that any Uniform Guidance reports with relevant subrecipient findings have appropriate follow-up procedures performed. We recommend the second campus enhance its subrecipient monitoring checklist to explicitly include a date the checklist was prepared and reviewed and that additional detail be added to document the nature of the information in the Uniform Guidance report that was reviewed (e.g., type of opinion, any applicable findings, follow-up action taken, etc.).

#### **Management's Views and Corrective Action Plan**

Management's response is included in "Management's Views and Corrective Action Plan" included at the end of this report after the summary schedule of status of prior audit findings.

# University of California

## Schedule of Findings and Questioned Costs

### Year Ended June 30, 2021

---

#### 2021-003 – Suspension and debarment

**Cluster:** Research and Development

**Sponsoring Agency:** Various across 3 campuses

**Award Names:** Various across 3 campuses

**Award Numbers:** Various across 3 campuses

**Assistance Listing Title:** Various across 3 campuses

**Assistance Listing Number:** Various across 3 campuses

**Award Year:** 2020 – 2021

**Pass-through entity:** Various across 3 campuses

#### Criteria

Non-federal entities are prohibited from contracting with or making subawards under covered transactions to parties that are suspended or debarred. When a non-federal entity enters into a covered transaction with an entity at a lower tier, the nonfederal entity must verify that the entity, as defined in 2 CFR section 180.995 and agency adopting regulations, is not suspended or debarred or otherwise excluded from participating in the transaction. This verification may be accomplished by (1) checking the System for Award Management (SAM) Exclusions maintained by the General Services Administration, (2) collecting a certification from the entity, or (3) adding a clause or condition to the covered transaction with that entity (2 CFR section 180.300).

#### Condition

Through our testing, we noted the following:

- When testing of 25 transactions greater than \$10,000 at one campus, we noted 9 instances where a suspension and debarment check was not performed prior to payment of the vendor. On average, these checks were 330 days after the payment date.
- Through our testing at a second campus, campus policy requires SAM.gov support be attached as part of the purchasing package. However, if the vendor cannot be located on SAM.gov, the UCOP Debarment/Anti-Lobby form will be sent to the vendor to certify that the vendor was not suspended or debarred. For 2 out of 25 selections, the Purchasing department was unable to provide either form of support.
- Through our testing at a third campus, there is a policy that a SAM.gov check be attached to each purchase order. Through our testing of 25 selections, we noted 11 instances where the SAM.gov check was performed after the execution of the purchase order and 8 instances where no SAM.gov support could be provided.

#### Cause

The causes were as follows:

- In the first instance, management noted this requirement was overlooked due to turnover.
- In the second instance, management noted that this process is manual and was overlooked in the instances noted.
- In the third instance, management in purchasing noted that turnover and loss of staff resulted in this requirement being overlooked by remaining personnel. Additionally, there was a misunderstanding that the use of a third-party servicer to check suspension and debarment status resulted in this requirement no longer being applicable.

#### Effect

The University may do business with a vendor that is suspended or debarred if timely checks are not performed.

# **University of California**

## **Schedule of Findings and Questioned Costs**

### **Year Ended June 30, 2021**

---

#### **Questioned Costs**

None noted.

#### **Recommendation**

We recommend the affected campuses review its policies and procedures specific to suspension and debarment checks and provide training to personnel. To the extent a third-party servicer is used for suspension and debarment purposes, the role of that servicer should be understood by all personnel, including when it can and cannot be relied upon.

#### **Management's Views and Corrective Action Plan**

Management's response is included in "Management's Views and Corrective Action Plan" included at the end of this report after the summary schedule of status of prior audit findings.

# University of California

## Schedule of Findings and Questioned Costs

### Year Ended June 30, 2021

---

#### 2021-004 – Cash management

**Cluster:** Research and Development  
**Sponsoring Agency:** Various across 1 campus  
**Award Names:** Various across 1 campus  
**Award Numbers:** Various across 1 campus  
**Assistance Listing Title:** Various across 1 campus  
**Assistance Listing Number:** Various across 1 campus  
**Award Year:** 2020 – 2021  
**Pass-through entity:** Various across 1 campus

#### Criteria

In accordance with 2 CFR 200.305 (b), for non-Federal entities other than states, payment methods must minimize the time elapsing between the transfer of funds from the United States Treasury or the pass-through entity and the disbursement by the non-Federal entity whether the payment is made by electronic funds transfer, or issuance or redemption of checks, warrants, or payment by other means.

Reimbursement is the preferred method when the requirements in paragraph (b) cannot be met, when the Federal awarding agency sets a specific condition per 2 CFR 200.208, or when the non-Federal entity requests payment by reimbursement.

Per the OMB Compliance Supplement, the non-Federal entity must disburse funds for program purposes before requesting payment from the Federal awarding agency or pass-through entity.

#### Condition

In testing compliance with the cash management compliance requirement in accordance with the OMB Compliance Supplement, specifically the reimbursement method, 25 individual expenditures at 1 campus (100 collectively across 4 campuses) were tested to compare the date the University paid the vendor to the date the University requested sponsor reimbursement. We noted 6 out of 25 instances at one campus in which reimbursement was requested from the sponsor before the University paid the vendor.

#### Cause

Management's current process at this 1 campus when requesting reimbursement from sponsors is to ensure that expenditures are incurred rather than to ensure payments have been made.

#### Effect

The University requested and received Federal reimbursement prior to paying vendors for the selected expenses.

#### Questioned Costs

None noted.

#### Recommendation

The University should revisit existing internal control procedures to ensure expenditures are paid in compliance with Federal reimbursement requirements.

#### Management's Views and Corrective Action Plan

Management's response is included in "Management's Views and Corrective Action Plan" included at the end of this report after the summary schedule of status of prior audit findings.

# University of California

## Summary Schedule of Prior Audit Findings and Status

### Year Ended June 30, 2021

---

#### **2020-001: IT General Controls for Retirement System (Significant Deficiency)**

##### **Condition**

The University implemented Redwood, a retirement recordkeeping system in March 2019, which is used throughout the University, except Benioff Children's Hospital & Research Center Oakland. The University partners with a vendor to perform hosting of the system and certain IT controls responsibilities are outsourced to the vendor for the retirement system, including:

- Provisioning/revoking database level access including database administrator privileged access;
- Developing changes, testing changes, and migrating changes into production as well as ensuring separation of duties between developers and migrators, and
- Restricting access to the job scheduler used to run the new retirement system jobs.

While the University has processes over those IT activities within their control, the University relies on the vendor for the aforementioned execution of key IT general controls. In situations where significant operations are subject to third party oversight, service organizations will typically provide users with an AICPA Systems & Organization Controls audit report that specifically addresses the design and operating effectiveness of internal controls (SOC 1 Type 2 report).

In 2019, documentation could not be provided by the vendor to evidence the design, implementation, and operation of key IT controls. The result was the absence of key vendor IT controls over the making and migrating of changes; granting/revoking database level access and restricting access to the job scheduler which results in no IT controls over on the ongoing validity, completeness or accuracy of the data processed in the retirement system or in the reports generated from the retirement system.

In fiscal year 2020, the University received a SOC 1 Type 2 report for the period January 2020 through March 2020. However, we ultimately concluded the time period covered by the SOC 1 report was insufficient in order to determine the effectiveness of key IT controls for the full fiscal year 2020. Additionally, it was noted that several key IT controls relevant to the University were not subject to testing as part of the SOC 1 report due to the frequency of the control operation (annual frequency occurring outside the SOC1 audit report's coverage period).

##### **PwC Recommendation**

It was recommended that we undertake actions to have the aforementioned IT general controls related to the retirement system designed and implemented appropriately, including maintaining the evidence of operating effectiveness of related controls (for example, through obtaining one or more SOC1 reports covering the fiscal year).

##### **Actions Taken**

Please refer to our response to finding 2021-001 for an update on this matter as a whole, which is included in "Management's Views and Corrective Action Plan" at the end of this report after the summary schedule of status of prior audit findings.

# University of California

## Summary Schedule of Prior Audit Findings and Status

### Year Ended June 30, 2021

---

#### 2020-002 – Federal Equipment Listing Completeness and Accuracy

**Cluster:** Research & Development

**Sponsoring Agency:** Various

**Award Name:** Various

**Award Number:** Various

**Assistance Listing Title:** Various

**Assistance Listing Number:** Various

**Award Year:** 2019 – 2020

**Pass-through entity:** Various across 2 campuses

#### Condition

In testing the University's conformity with the compliance requirements for equipment management, PwC selected 50 pieces of equipment across two campuses from the detailed listings provided to physically inspect. Additionally, in order to test the completeness of the detailed listings, PwC selected 51 pieces of equipment from the "floor" and traced these to the detailed listings provided. Through this testing, PwC noted the following:

- Two pieces of equipment out of the 50 selections made from the detailed listings for physical inspection were incorrectly included in the listings. One piece of equipment was disposed of prior to the end of the fiscal year but was not updated in the equipment management system and the other piece of equipment was transferred to another university and was not updated in the equipment management system.
- Three pieces of equipment out of the 51 selections made during their completeness testing procedures, were incorrectly excluded from the listings, as they were marked as inactive in the equipment management system in error.

#### PwC Recommendation

It was recommended that we provide training to the principal investigators and other grant personnel focusing on the policies and procedures around federal equipment management. This should include emphasizing the importance of timely communication of disposals and other changes to the equipment inventory listing to ensure the listing is complete and accurate.

#### Actions Taken

The campuses impacted took the following actions:

- The first affected campus has implemented enhanced training tools to improve access to policies and procedures by updating the Campus Asset Management System (CAMS) interface Help feature to include policy links and direct staff to the Services & Support link where they can ask questions and review knowledge base articles. In addition, we have updated several Blink webpages and knowledge base articles for the campus community to reference, which was completed in early November 2021.

We provided additional training to principal investigators and other grant personnel focusing on the policies and procedures pertaining to Federal property/equipment management. Several training sessions and office hours were provided to campus departments during fiscal years 2021 and 2022. Two live webinars for Equipment Life-Cycle Management were presented on March 31, 2022 and April 5, 2022, and a recording of the webinar has been published and is available for continuous learning.

Our campus continues to review training resources, provide training opportunities, and improve compliance with University equipment management policies and Uniform Guidance requirements.

# University of California

## Summary Schedule of Prior Audit Findings and Status

### Year Ended June 30, 2021

---

- The second affected campus implemented updated mandatory training for all custodians effective March 2021. All training is accessible on demand through the UC Learning Center. We provided additional training to grant personnel focusing on the policies and procedures pertaining to Federal property/equipment management in September 2021. Our campus continues to review training resources, provide training opportunities, and improve compliance with University equipment management policies and Uniform Guidance requirements.

#### **2020-003 – Subrecipient Risk Assessment and Ongoing Monitoring**

**Cluster:** Research & Development

**Sponsoring Agency:** Defense Advance Research Projects Agency (DARPA)

**Award Name:** NTERfering and Co-Evolving Prevention and Therapy (INTERCEPT)

**Award Number:** HR0011-17-2-0027

**Assistance Listing Title:** Research and Technology Development

**Assistance Listing Number:** 12.910

**Award Year:** 2019 – 2020

**Pass-through entity:** Not applicable

#### **Condition**

In testing the University's conformity with the compliance requirements for subrecipient monitoring, PwC selected 40 subrecipients from the detailed listing provided. PwC noted two subrecipients out of the 40 selections at one campus in which the audit report was not obtained for purposes of ongoing monitoring as required by University policy and the Uniform Guidance. Additionally, the risk assessment on these subrecipients had not been reassessed since 2017 when this is required to be completed annually under University policy. Both of these subrecipients did not have Uniform Guidance reports available and thus alternative procedures should have been completed by the University, which would have included obtaining a questionnaire from the subrecipient.

#### **PwC Recommendation**

We should implement trainings on subrecipient monitoring for all employees and implement a review to ensure that risk assessment and monitoring procedures are appropriately performed.

#### **Actions Taken**

The use of our Centralized Agreement Contact Tracking and Approval System (CACTAS) has been implemented and risk assessments are now stored and tracked within this tool. Initial training was in April 2020 before the system went live. Reports are now run through CACTAS to check records to see if the risk assessment has been completed. Risk assessment and subrecipient monitoring training was conducted for the campus at the Research Administration Town Hall (December 2020) and added to the Office of Sponsored Research (OSR) provided RA-101 training beginning with the series ended in March 2021. A Risk Assessment guide, which provides information on when a risk assessment is required, was created for the OSR Subcontracts Team and initially released to the team in February 2021. The Guide has been updated as of June 2021 and is stored in a central folder for access by the Subcontracts Team.



# University of California

## Summary Schedule of Prior Audit Findings and Status

### Year Ended June 30, 2021

---

#### **2020-004 - Section 18004(a)(1) Student Aid Portion Quarterly Public Reporting**

**Cluster:** Not applicable

**Sponsoring Agency:** US Department of Education

**Award Name:** CARES Act Emergency Relief Funds - Student Awards

**Award Number:** P425E200169

**Assistance Listing Title:** COVID-19 - Education Stabilization Fund

**Assistance Listing Number:** 84.425E

**Award Year:** 2019 – 2020

**Pass-through entity:** Not applicable

#### **Condition**

In testing the University's conformity with the compliance requirements for the HEERF Student Aid Portion Quarterly Public Reporting, PwC selected 5 Student Aid Portion Quarterly Reports across 5 campuses for testing. Each campus selected had one Student Aid Quarterly Public Report due in fiscal year 2020. PwC noted that for one campus, the University was unable to provide support that the report was completed and posted publicly to its campus website. As a result, PwC was unable to determine if posting was timely and we were unable to agree key line items to underlying documentation.

#### **PwC Recommendation**

We should implement a control whereby reporting dates as directed by the sponsoring agency are monitored by management so that appropriate personnel can ensure the reporting is performed and completed in a timely manner. Additionally, support should be maintained to evidence the website posting of each Student Aid Portion Quarterly Public Report.

#### **Actions Taken**

The affected campus has implemented the internal control process to ensure public reporting has been completed and documented as prescribed by the sponsoring agency. This process will continue as required into future reporting periods. The quarterly reporting was posted to the FAS website on July 8, 2021, and evidence of posting was saved.

We continue to post our quarterly reporting to the FAS website, as required by Uniform Guidance requirements. We have updated the webpage October 8, 2021, January 5, 2022, and April 8, 2022, and evidence was maintained.

## UNIVERSITY OF CALIFORNIA

BERKELEY • DAVIS • IRVINE • LOS ANGELES • MERCED • RIVERSIDE • SAN DIEGO • SAN FRANCISCO



SANTA BARBARA • SANTA CRUZ

OFFICE OF THE ASSOCIATE VICE PRESIDENT—  
SYSTEMWIDE CONTROLLEROFFICE OF THE PRESIDENT  
1111 Franklin Street, 7<sup>th</sup> Floor  
Oakland, California 94607-5200

**MANAGEMENT'S VIEWS AND CORRECTIVE ACTION PLAN  
REPORT ON AUDIT OF FINANCIAL STATEMENTS AND ON FEDERAL AWARD PROGRAMS IN  
ACCORDANCE WITH 2 CFR 200, *UNIFORM GUIDANCE*, FOR THE YEAR ENDED JUNE 30, 2021**

**2021-001 – IT General Controls for Retirement System (Significant Deficiency)**

The University was aware of these issues and brought them to the attention of the external auditors. Access to the system is approved by the University, and changes to the system follow the software development life cycle process with involvement and approvals by the University before changes are made to the system.

The vendor obtained a SOC 1 Type 2 report for the period July 1, 2020 through June 30, 2021, however the University determined the report was not sufficient based on certain limitations contained in the report. The University has continued to perform compensating controls to mitigate the risks associated with the vendor hosting of the system. These controls include checking changes made by the vendor who has production access for data fixes and code changes to verify that the changes made to production were approved by the University.

The University also evaluated options for resolving the issues related to the vendor hosting of the system and has determined that transitioning hosting to University controlled servers is the best alternative. A plan for the transition has been developed, execution of the plan is scheduled to be completed December 2023. The discrepancies in the pension and retiree health actuarial files represent approximately 0.1 percent of the population, indicating the accuracy rate for the files is 99.9%. The University will also continue to validate the accuracy of the files sent to the actuaries.

For inquiries regarding this finding, please contact Cheryl Lloyd at (510) 987-9289 who is responsible for the corrective action.

**2021-002 – Subrecipient Monitoring****Cluster:** Research and Development**Sponsoring Agency:** Various across 2 campuses**Award Names:** Various across 2 campuses**Award Numbers:** Various across 2 campuses**Assistance Listing Title:** Various across 2 campuses**Assistance Listing Number:** Various across 2 campuses**Award Year:** 2020 - 2021

The affected campus acknowledges and agrees with the finding. Through analysis of the exceptions identified in the audit, the Office of Contract and Grant Administration has developed and implemented corrective action to further improve processes and revise the current subrecipient monitoring policy. The Office of Contract and Grant Administration has implemented processes and policies to ensure follow-up action is taken and documentation is maintained. Staff has been trained accordingly, and implementation was completed by March 2022.

Management's Views and Corrective Action Plan  
June 30, 2021

The campus will use the Risk Assessment Questionnaire matrix to officially document subrecipient monitoring. The campus will have enhanced the Risk Assessment Questionnaire for both new and continuing subawards by July 1, 2022 to explicitly include the date of review and additional details will be added for compliance purposes.

For inquiries regarding this finding, please contact Deston Halverson at (858) 534-6116 and Beata Najman at (949) 824-0265 who are responsible for the corrective actions.

#### **2021-003 – Suspension and debarment**

**Cluster:** Research and Development

**Sponsoring Agency:** Various across 3 campuses

**Award Names:** Various across 3 campuses

**Award Numbers:** Various across 3 campuses

**Assistance Listing Title:** Various across 3 campuses

**Assistance Listing Number:** Various across 3 campuses

**Award Year:** 2020 - 2021

The University acknowledges and agrees with the finding. Purchasing Services Staff will be retrained on documentation requirements when a transaction uses federal funds and development of standard operating procedures outlining the steps required to verify debarment. This will be implemented by April 2023.

Campus procurement staff will work with their systems team to introduce additional features to recognize requisitions requiring federal compliance reviews. Training will be provided to the departmental buyers and Central Procurement Buyers will be retrained on federal compliance requirements. This will be implemented by October 31, 2022.

By July 1, 2022, the campus will conduct an annual review with the Procurement and Contracting Services Staff on documentation requirements for transactions on federal funds. Standard operating procedures will be developed outlining the steps required to verify debarment, and an annual review with Supplier Services Staff will be conducted on procedures regarding Visual Compliance and pre-screening of foreign suppliers.

For inquiries regarding this finding, please contact Yoon Lee at (310) 794-0375, Beata Najman at (949) 824-0265, and James Ringo at (530) 752-8140 who are responsible for the corrective actions.

#### **2021-004 – Cash management**

**Cluster:** Research and Development

**Sponsoring Agency:** Various across 1 campus

**Award Names:** Various across 1 campus

**Award Numbers:** Various across 1 campus

**Assistance Listing Title:** Various across 1 campus

**Assistance Listing Number:** Various across 1 campus

**Award Year:** 2020 - 2021

Management maintains that the campus has internal control procedures to ensure expenditures are paid in compliance with Federal reimbursement requirements. The campus is in compliance with 2 CFR Part 200.305 (b), which requires non-Federal entities to use reimbursement methods that *“...minimize the time elapsing between the transfer of funds from the United States Treasury or the pass-through entity and the disbursement by the non-Federal entity...”*.

The finding “2021-004-Cash Management” is based on the result of testing for Audit Objective #4 in Part 3, Section C. Cash Management in the Office of Management and Budget (OMB) Compliance Supplement issued July 2021. *“For grants and cooperative agreements to non-federal entities that are paid*

Management's Views and Corrective Action Plan  
June 30, 2021

*on a reimbursement basis, supporting documentation shows that the costs for which reimbursement was requested were paid prior to the date of the reimbursement request.*" However, 2 CFR Part 200.305 Federal Payment does not require that costs be paid prior to the date of the reimbursement request.

The campus indicates in its Federal Financial Reports (FFR) that it reports expenditures on an accrual basis of accounting. Requesting reimbursement for the costs incurred and recorded in the Financial System on an accrual basis is compliant with the requirements stated in 2 CFR Part 200.305 Federal Payment regardless of whether the costs were actually paid. The definition of "Expenditures" provided in 2 CFR Part 200.1 Definitions further supports this. "Expenditures" on an accrual basis include *"the net increase or decrease in the amounts owed by the non-Federal entity for: Goods and other property received; and services performed by employees, contractors, subrecipients, and other payees."*

In October 2017, on behalf of the 190 members of the Council on Governmental Relations (COGR), COGR wrote a letter to the OMB Office of Federal Financial Management requesting that the Compliance Supplement be amended, followed by an update to 2 CFR Part 200.305, to address policy inconsistencies between Part 3, Section C. Cash Management and Section 200.305 Federal Payment. This request has not been addressed to date.

The finding "2021-004-Cash Management" is the result of policy inconsistencies as referenced in COGR's letter. Management agrees with COGR's position and believes that 2CFR Part 200 takes precedence over the Compliance Supplement. Adhering to the language in the Compliance Supplement will require changes to current existing systems and business processes that are adequately designed to be compliant with 2 CFR Part 200 and are working effectively. These changes will result in unnecessary costs and administrative burden.

Management will continue to monitor the OMB interpretation and responses to COGR's request and re-evaluate our processes, as necessary.

For inquiries regarding this finding, please contact Yoon Lee at (310) 794-0375 who is responsible for the corrective actions.

DocuSigned by:

*Danielle Powers*

29372D7B06604A0

Danielle E. Powers  
Director, Costing Policy and Analysis  
Office of the President  
University of California  
1111 Franklin Street, 7<sup>th</sup> Floor  
Oakland, California 94607-5200