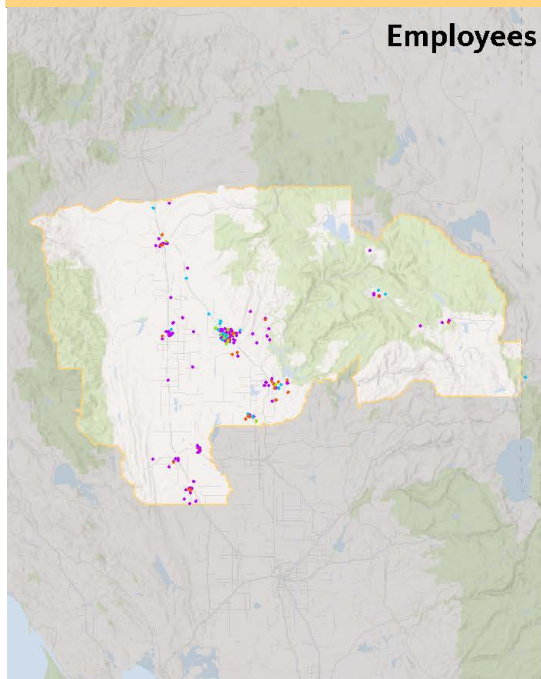
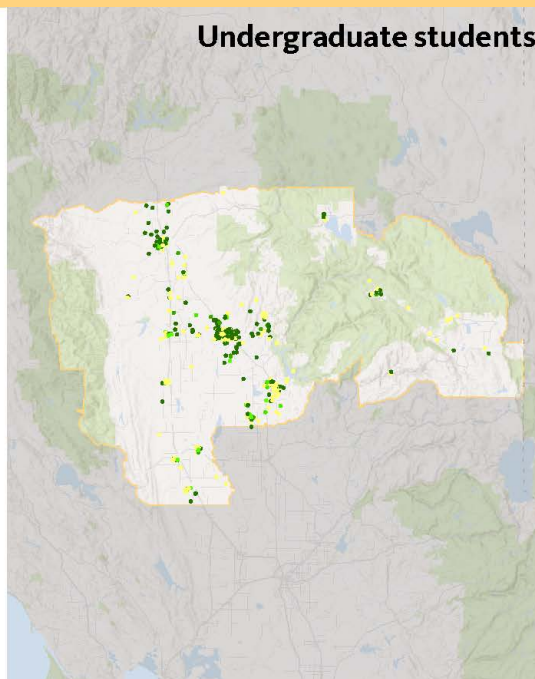


UNIVERSITY OF CALIFORNIA IN YOUR REGION

Employees

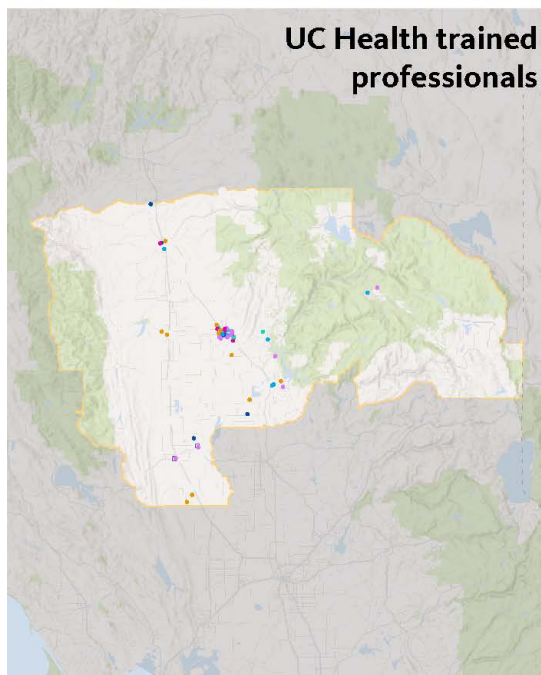


Undergraduate students

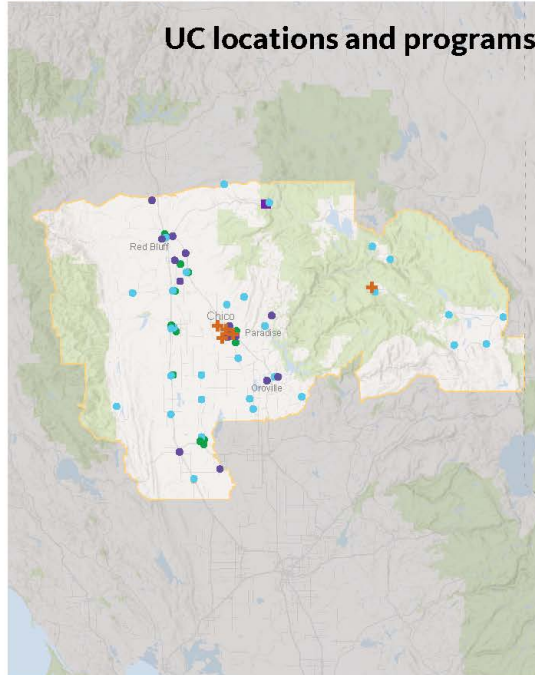


Sacramento Valley North Sierra

UC Health trained professionals



UC locations and programs



UC economic impacts

Economic output	\$57.2M
Employment impact	275
Tax revenue	\$7.0 M

UC employees 218 (Oct 2024; \$17.6M payroll)

Public service	150
Health services	30
Instructional	24
Research	14

UC retirees (2024) 260

UC alumni 5,820

UC Health trained professionals 61

Physicians	12
Nurses	16
Optometrists	5
Dentists	7
Veterinarians	14
UC residents	7

PRIME student hometowns	2
Students represented	2

Fall 2024 undergraduates 563

Federal loan recipients	\$701,862	135
Cal grant recipients	\$3.6M	264
UC grant recipients	\$3.6M	332
Pell grant recipients	\$1.8M	287

no Pell grant	276
< \$2,000	20
\$2,000 – \$3,999	27
\$4,000 – \$6,000	24
> \$6,000	216

UC locations and programs 139

UC PRIME and patient care	5
Health and nutrition	83
Food and agriculture	13
Student and other services	37

UC Natural Reserves

Lassen Field Station

Not all locations are visible due to map scale, proximity, and/or colocation.

UNIVERSITY OF CALIFORNIA IN YOUR REGION

Employers of UC Alumni in Sacramento Valley North Sierra

Sutter Health
Kaiser Permanente
Adventist Health
Enloe Medical Center

California State University - Chico

Genentech
Biomarin Pharmaceutical
Amazon
Intel
Hewlett Packard
Google
PG&E

Placer County
State of California
California Department of Fish and Wildlife
California State Parks
Caltrans

UC COMMUNITY PROGRAMS
UC Cooperative Extension programs CalFresh
Healthy Living
15+ Youth development programs



UC Economic Impact

Economic output **Employment**
impact

UC employees

UC employees (Fall 2024)

UC retirees

Federal research awards

National Institute of Health

National Science Foundation

Department of Defense

Department of Energy

NASA

Department of Agriculture

Other agencies

UC students

Students (fall 2024)

Total UC students

UC UG student aid (Fall 2024)

UC grant

Cal grant

Pell grant

Alumni (as of 2018)

UC System

\$82,161.9 M

529,119

people

payroll

274,420

\$27,400 M

85,200

Awards

\$2,400 M

\$516.9 M

\$348.0 M

\$135.8 M

\$99.2 M

\$123.7 M

\$3,220.9 M

undergraduate

graduate

236,070

63,219

299,289

people

awards

90,525

\$719.3 M

76,408

\$760.4 M

82,966

\$396.0 M

2.2 million

Top companies employing UC alumni

Google
Apple
Microsoft

Genentech
Intel
Deloitte

Amazon
Disney
Kaiser Permanente

Northrop Grumman
Meta
Salesforce