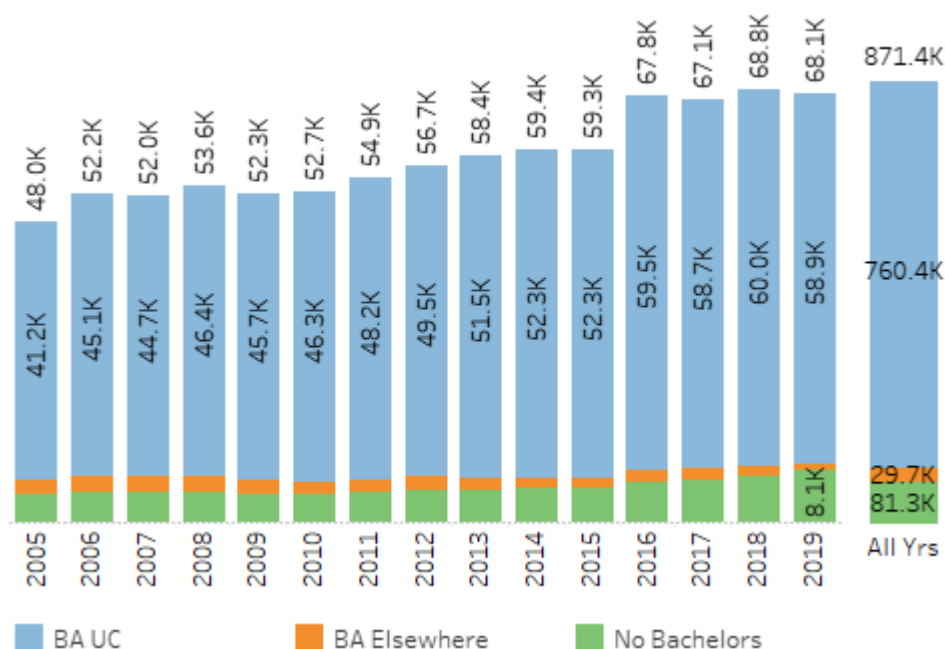


Profile of UC undergraduate stop outs

Although the universitywide six-year graduation rate (86 percent)¹ is higher compared to non-UC American Association of Universities (AAU) public institutions (82 percent), it is important to understand who the students are who do not complete their bachelor's degree at UC, also known as *stop outs*. Over 50,000 undergraduates enter UC each year, and nearly 90 percent go on to complete a bachelor's degree. Of those students who complete a degree, 96 percent graduate from a UC and 4 percent graduate from another institution. Between 2005 and 2019, about 81,300 (or just over 5,400 each cohort) stopped out and never completed a bachelor's degree as of 2025.

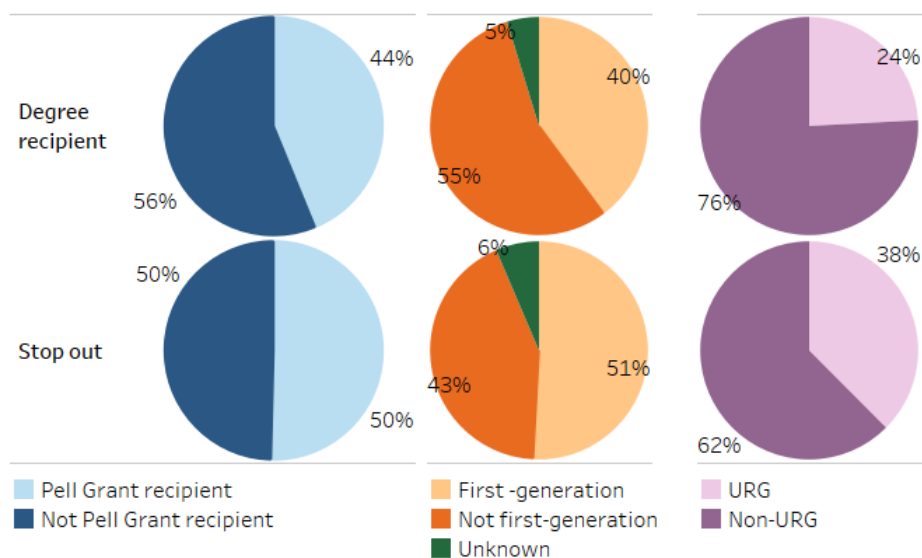
Entering UC students and location of degree completion



When comparing students who stopped out and did not graduate with students who graduated, there was a higher proportion of Pell Grant recipients (50 percent vs. 44 percent). In addition, there were higher proportions of first-generation college students (i.e., students with neither parent having a four-year college degree; 51 percent vs. 40 percent) and students from underrepresented groups (URG; i.e., identify as African American/Black, American Indian, or Hispanic/Latino(a); 38 percent vs. 24 percent) among those who stopped out and did not complete their bachelor's degree.

¹ For more about UC undergraduate graduation rates: <https://www.universityofcalifornia.edu/infocenter/ug-outcomes>

Social demographics and degree completion for UC entering cohorts between 2005 and 2019

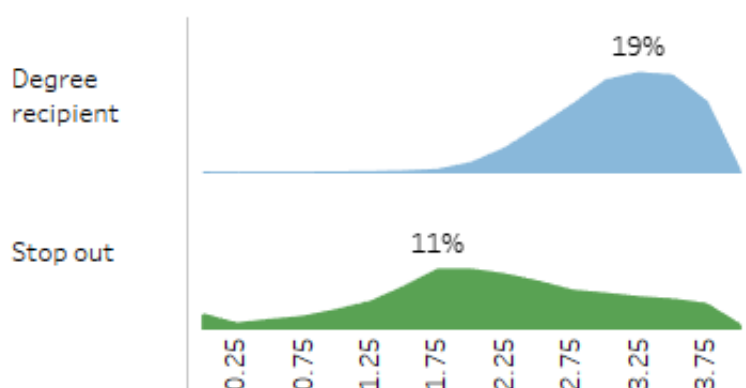


Note: URG = Underrepresented racial/ethnic group

GPA, units completed, and major

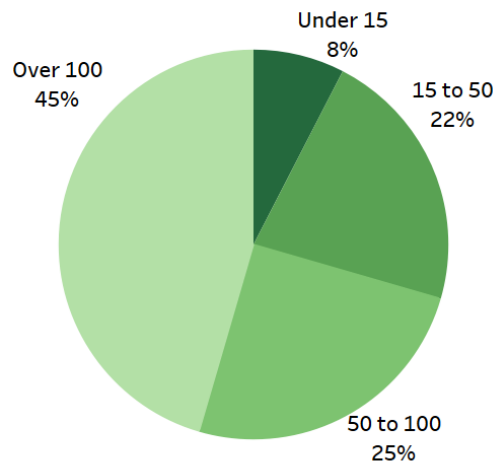
When compared to UC undergraduate degree recipients, students who stopped out and did not finish their bachelor's degree tend to leave UC with lower grade point averages (2.30 versus 3.21).

Degree completion and grade point average for UC entering cohorts between 2005 and 2019



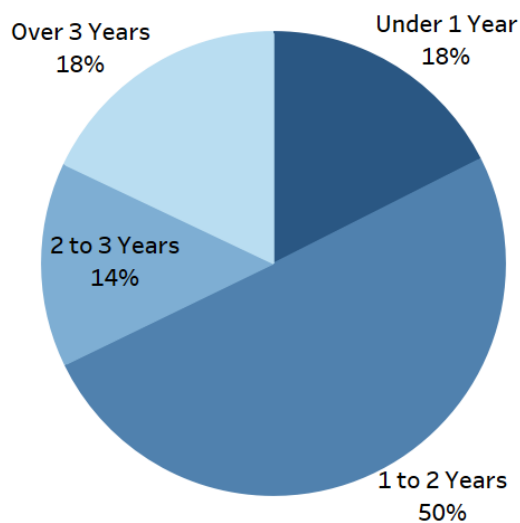
The majority of students who did not finish their bachelor's degree completed at least one academic year of units (30-45) at UC. Seventy percent of stop outs complete 50 or more units at UC before they leave.

Number of units completed by students who did not finish



In addition, students who do not finish their bachelor's degree often enroll for multiple years at UC. Less than 20 percent leave within one year, and half of students leave after completing 1 to 2 years.

Students who did not finish and number of years enrolled at UC



Students who stop out do not finish their bachelor's degree also major in different disciplines. Twenty percent have an undeclared major when they leave UC.

UC major at exit and units completed

	Under 15	15 to 50	50 to 100	Over 100	All
Undeclared	33%	37%	28%	6%	20%
Social sciences	14%	13%	17%	25%	19%
Arts & humanities	10%	9%	13%	20%	15%
Biological sciences	13%	14%	11%	11%	12%
Engineering/computer sciences	11%	11%	12%	13%	12%
Physical sciences/math	5%	5%	7%	9%	7%
Business	5%	4%	4%	4%	4%

Degree completion

Although students may stop out and leave UC without a degree, just over a quarter complete their bachelor's degree elsewhere. Of the students who began at UC between 2005 and 2019 and exited without a degree, 27 percent finished and earned their bachelor's degree elsewhere (about half at another four-year institution and the other half at a California State University). The remaining 72 percent have not yet earned a bachelor's degree as of 2025.

Bachelor's completion status for students leaving UC without a degree by entrance year

