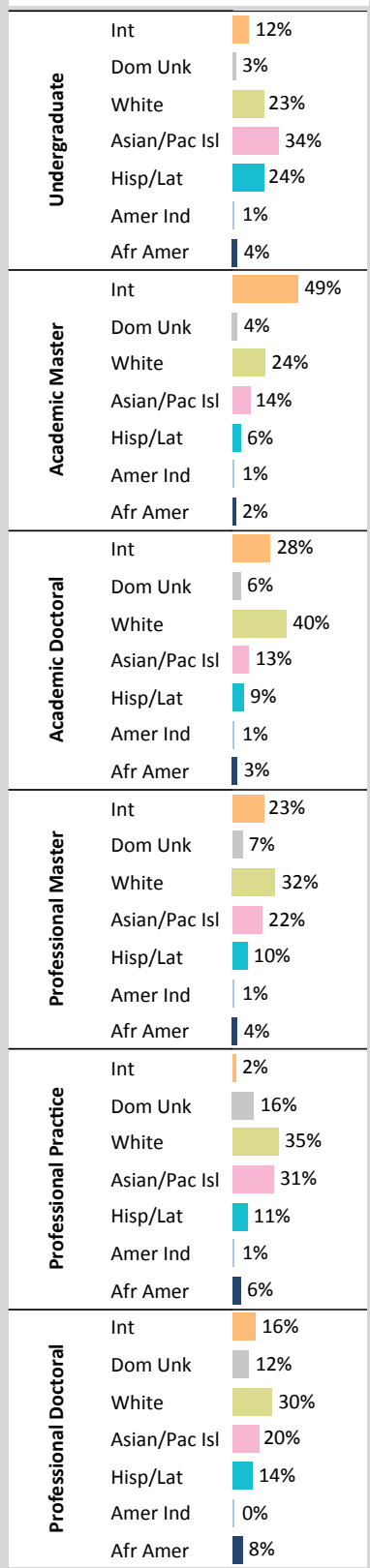
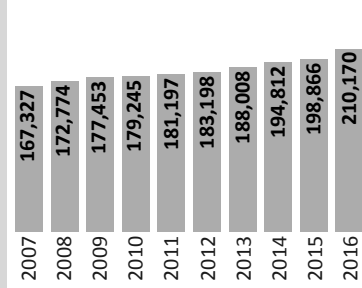


Student Race/Ethnicity, Fall 2016

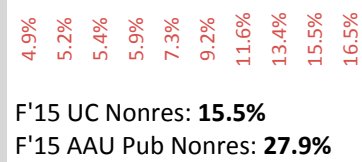


Additional years of race/ethnicity data are available on the UC Information Center.

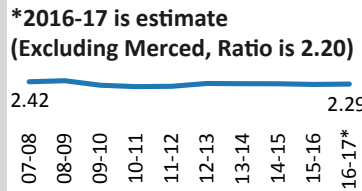
Undergrad Fall Enrollment



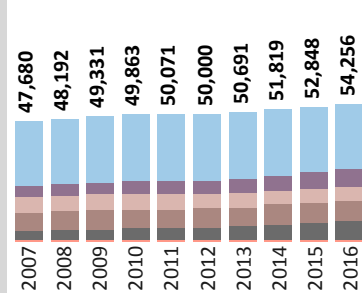
Undergrad % Nonresident




New CA Frosh to Transf Ratio



Graduate Fall Enrollment



Degree Program



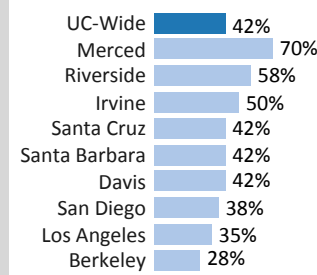
Acad Doc Share of All Enrollment, Fall '07 to '16



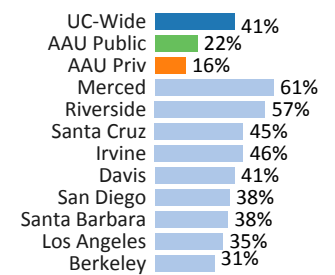
Graduate Share of All Enrollment, Fall '07 to '16



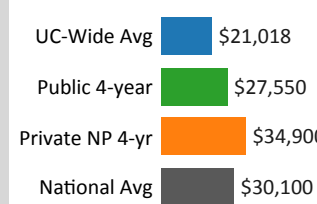
First-Gen Undergraduate Share, Fall '16



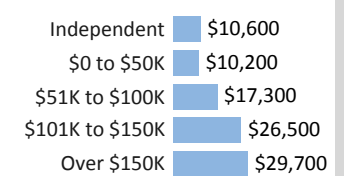
Undergrad Pell Grant Share, 2014-15



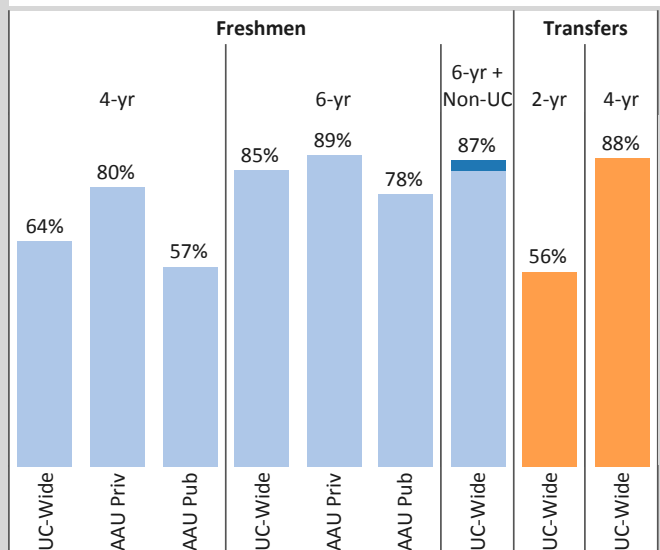
Avg Undergraduate Debt, 2014-15 Graduates



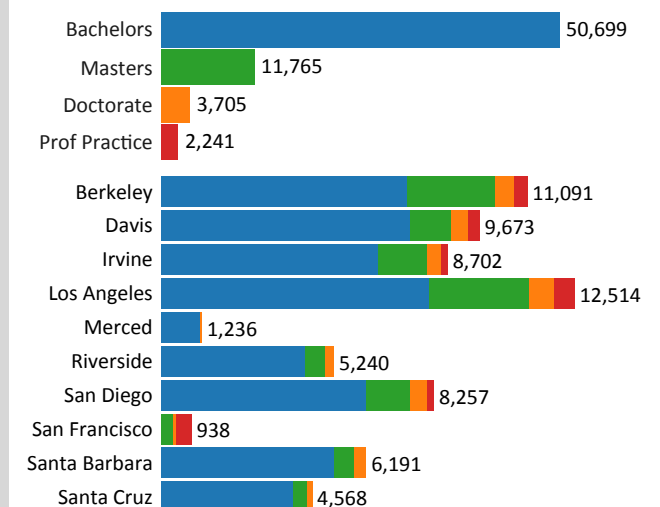
Avg Net Cost by Family Income, 15-16 CA Res Undergrads



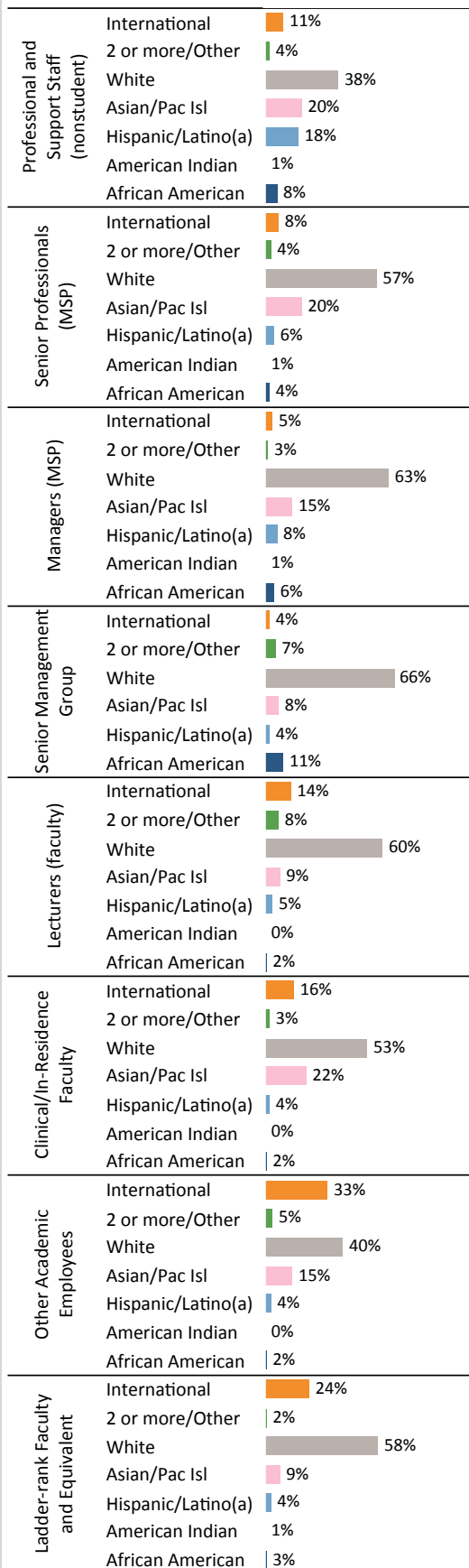
Graduation Rates (Most Recent)



2015-16 Degrees Awarded

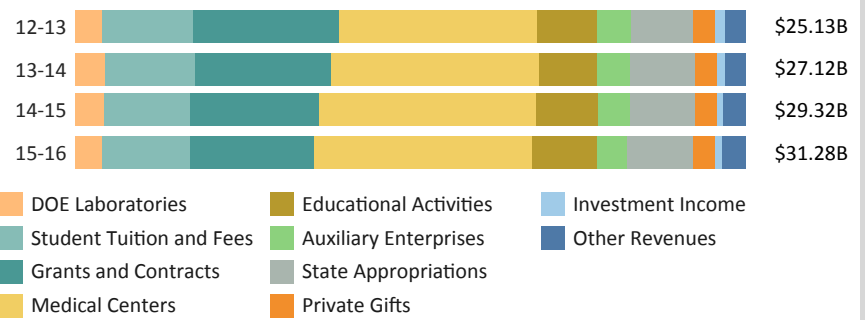


Staff and Academic Diversity, Fall 2016

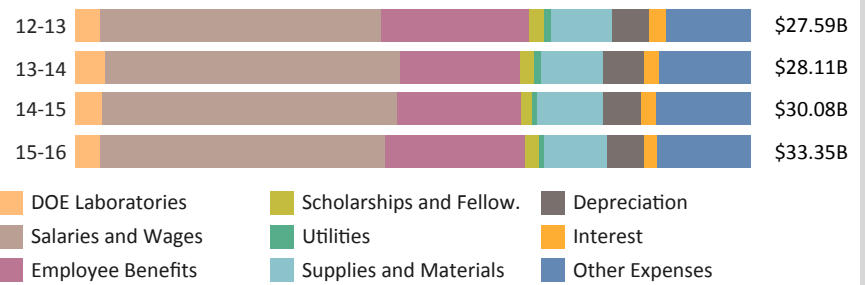


International includes all non-domestic staff and academics.

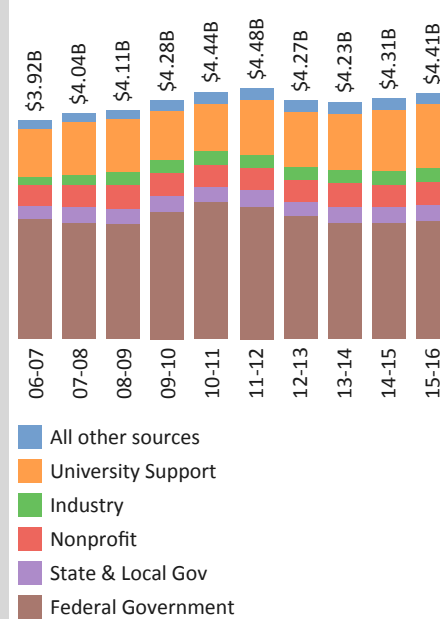
Revenues, not inflation-adjusted



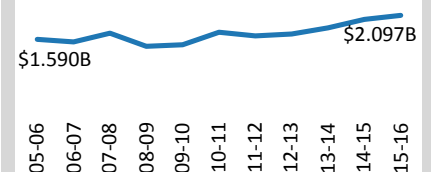
Expenses, not inflation-adjusted



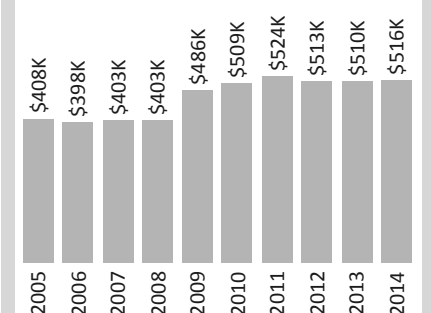
Research Expenditures, inflation-adjusted



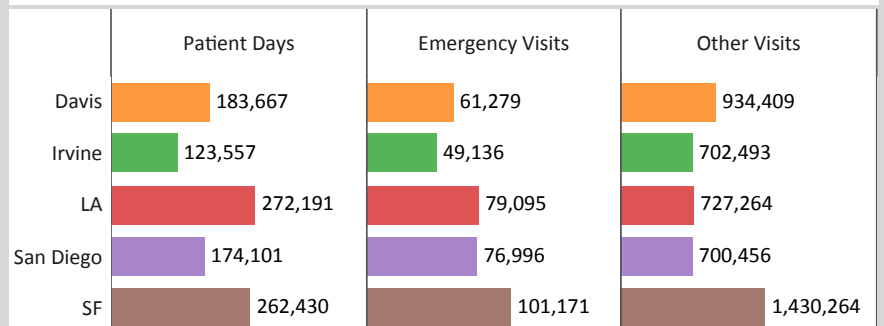
Total Private Giving, inflation-adjusted



Research Expenditures per Ladder-rank Faculty, inflation-adjusted



UC Medical Center Patient Metrics, 2015-16



2017 Accountability Report Executive Summary and Dashboard

Data Definitions and Sources

Executive Summary Data Sources

Undergraduate and graduate student enrollment, with campus opening date

Data source: Historical UC Statistical Summaries and the UC Data Warehouse. Health science is primarily graduate but includes a small number of undergraduates, such as nursing undergraduates.

University of California Alumni by Economic Sector

Data sources: UC campuses and the California Employment Development Department.

Open Access Project Initiative

Data source: California Digital Library, eScholarship Open Access repository

Dashboard Notes and Data Sources

Student Race/Ethnicity is fall third week headcount. The full categories, from top to bottom are: International (of any race/ethnicity), Domestic Unknown/Other, White, Asian and Pacific Islander, Hispanic/Latino(a), American Indian/Alaska Native and African American. Additional information on student diversity is in Chapter 7 of the Accountability Report. Source: UC Data Warehouse.

Undergraduate Fall Enrollment excludes postbaccalaureate teaching credential students, who are included in the graduate fall enrollment. Reference indicator 1.1.4. Source: UC Data Warehouse.

Percent UG Nonresident is based on those paying nonresident supplemental tuition for UC, and based on the Common Data Set for the AAU Public average, which excludes UC. Reference indicators 1.4.4, 1.4.1 and 1.4.5. Sources: UC Data Warehouse and Common Data Sets.

The New California Freshmen to New Transfers Ratio is based on full-year counts, with estimates for 2016-17 based on campus submissions. Reference indicator 1.1.3. Sources: UC Data Warehouse and campus submissions.

Graduate Fall Enrollment is fall third week headcount, with postbaccalaureates being teaching credential students. Reference indicator 4.2.1. Source: UC Data Warehouse.

Academic Doctoral % of Enrollment and **Graduate % of enrollment** is based on fall enrollments. Reference indicator 4.2.1. Source: UC Data Warehouse.

First-generation students are those who do not have a parent who graduated with a 4-year college degree. Reference indicator 1.2.1. Source: UC Data Warehouse.

Pell grants are federal awards for low-income undergraduates, generally awarded to those with incomes below 40,000. Reference indicators 1.2.1, 1.2.2 and 2.2.1. Source: UC Data Warehouse; comparative data from IPEDS.

Average undergraduate debt is for graduating students who graduate with debt. Reference indicators 2.5.2 and 2.5.3. Source: UC Data Warehouse, with comparative data is from the National Postsecondary Student Aid Study conducted by the National Center for Education Statistics.

Net cost for California residents by family income is the average annual cost students and their families must cover after aid is taken into account. Reference indicator 2.1.2. Source: UC Data Warehouse

Graduation rates include the trailing summer term and include intercampus UC transfers. Comparative data from IPEDS. “Non-UC” rates include those who started at UC and graduated elsewhere. The rates shown are the most recent available as of June 2017, with 2-year UC rates reflecting the 2014 entering cohort, 4-year UC rates reflecting the 2012 entering cohort and 6-year UC rates reflecting the 2010 cohort. All comparative rates reflect the 2010 entering cohort. A list of AAU public and private institutions can be found in the data glossary of the full Accountability Report. Reference indicators 3.1.1 to 3.1.7. Data sources: UC Data Warehouse, IPEDS, and National Student Clearinghouse.

Degrees Awarded include the leading summer and the full academic year. Reference indicators 3.3.1 and 4.4.1. Data source: UC Data Warehouse.

Staff and Academic Diversity is based on October headcount. Students are excluded from all groups. International is based on citizenship status regardless of race/ethnicity. Reference indicators 7.3.2 and 7.3.3. data source: UC Corporate Personnel System.

Revenues and expenses are from the UC Revenue and Expense Trend Report. Reference indicators 12.1.1 and 12.2.2.

Private giving is from the UC annual report on Private Support. Reference indicator 12.2.1. The inflation adjustment used is the “CA CPI-W” published by the California Department of Finance, calendar year.

Research expenditures exclude indirect cost recovery. Reference 9.1.1 and 9.1.2. Data source: UC Corporate Financial System. The inflation adjustment used is the “CA CPI-W”.

Research expenditures per ladder-rank faculty divide the total research expenditures (which, for IPEDS, include OMP, depreciation and interest expenses) by the number of ladder-rank faculty. Reference indicators 9.3.3 and 9.3.4. Data source: IPEDS.

Medical Center Patient Metrics come from the Medical Center Financial Reports. Reference indicators 11.2.3 and 11.2.4.

The Accountability Report website: <http://accountability.universityofcalifornia.edu>

The UC Information Center: <https://www.universityofcalifornia.edu/infocenter>