

College Access & Preparation (CAP) Forum

Renewing our commitment to student equity, access and achievement

Affordability and the Value of a UC Degree





Financial Aid Overview

“It is carrying out the purpose of its foundation – to put the children of citizens of small means on the same footing in opportunities for education as the children of the rich.”

-San Francisco Examiner, 1899

The Goal: Ensuring that UC is financially accessible to all students admitted under the Master Plan.

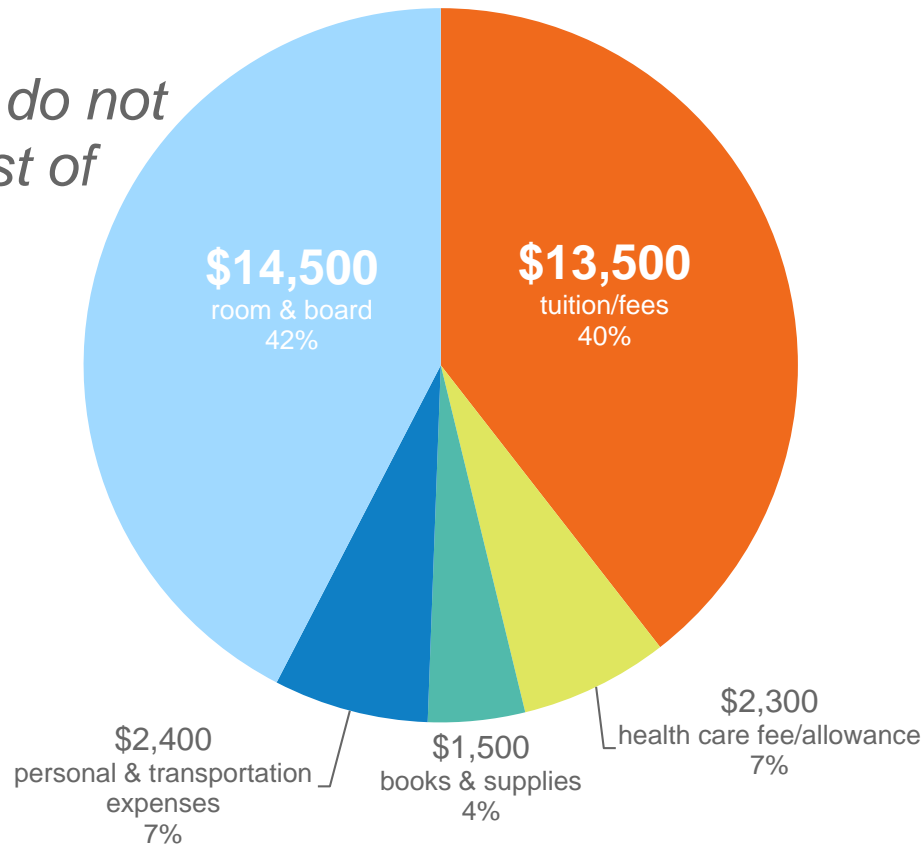
The Plan: Based on three key principles

- UC must acknowledge the **full cost of attendance**, not just tuition.
- Financing a UC education requires a **partnership** between students, parents, government aid programs, and UC.
- All students should be expected to make a **similar, manageable contribution** from loan and work.

Average UC Cost of Attendance (2016-17)

Living on campus: \$34,200

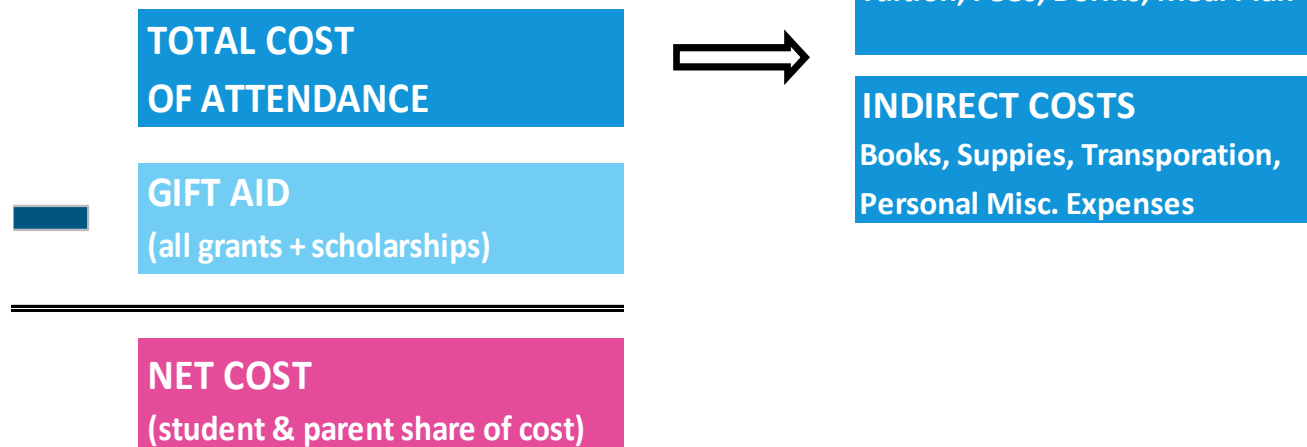
Most students do not pay the full cost of attendance.



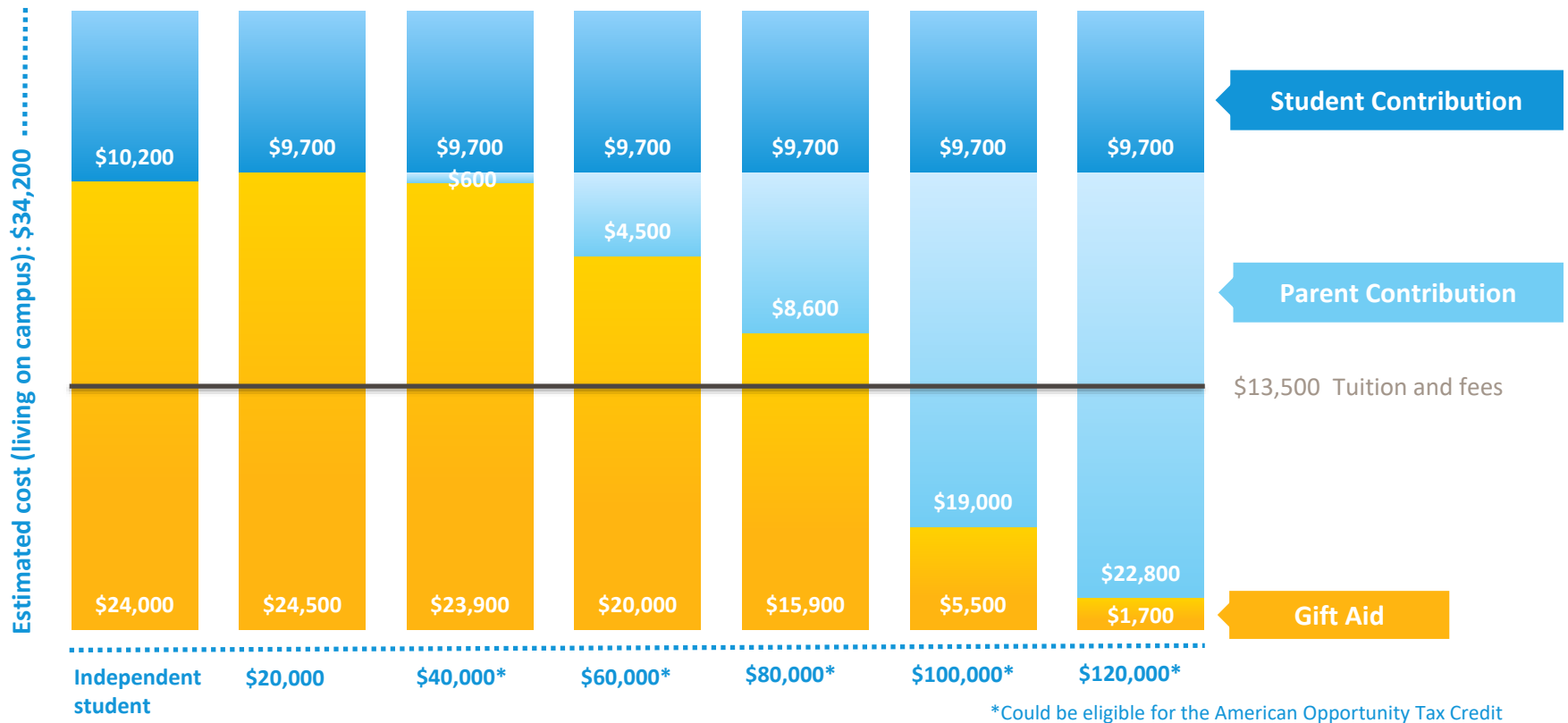
Net Cost

NET COST is the key to comparing different college prices.

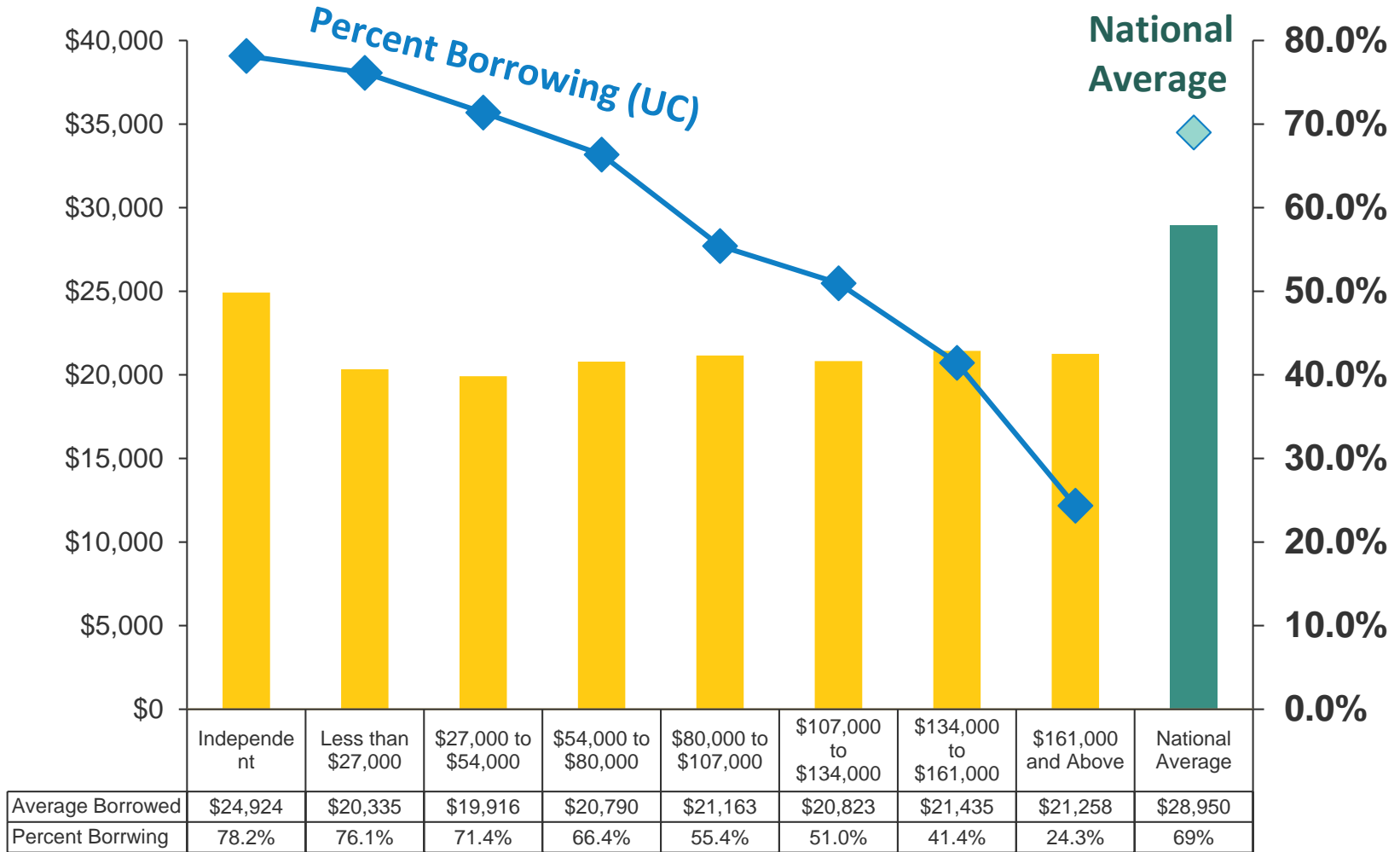
Financial Aid Offer



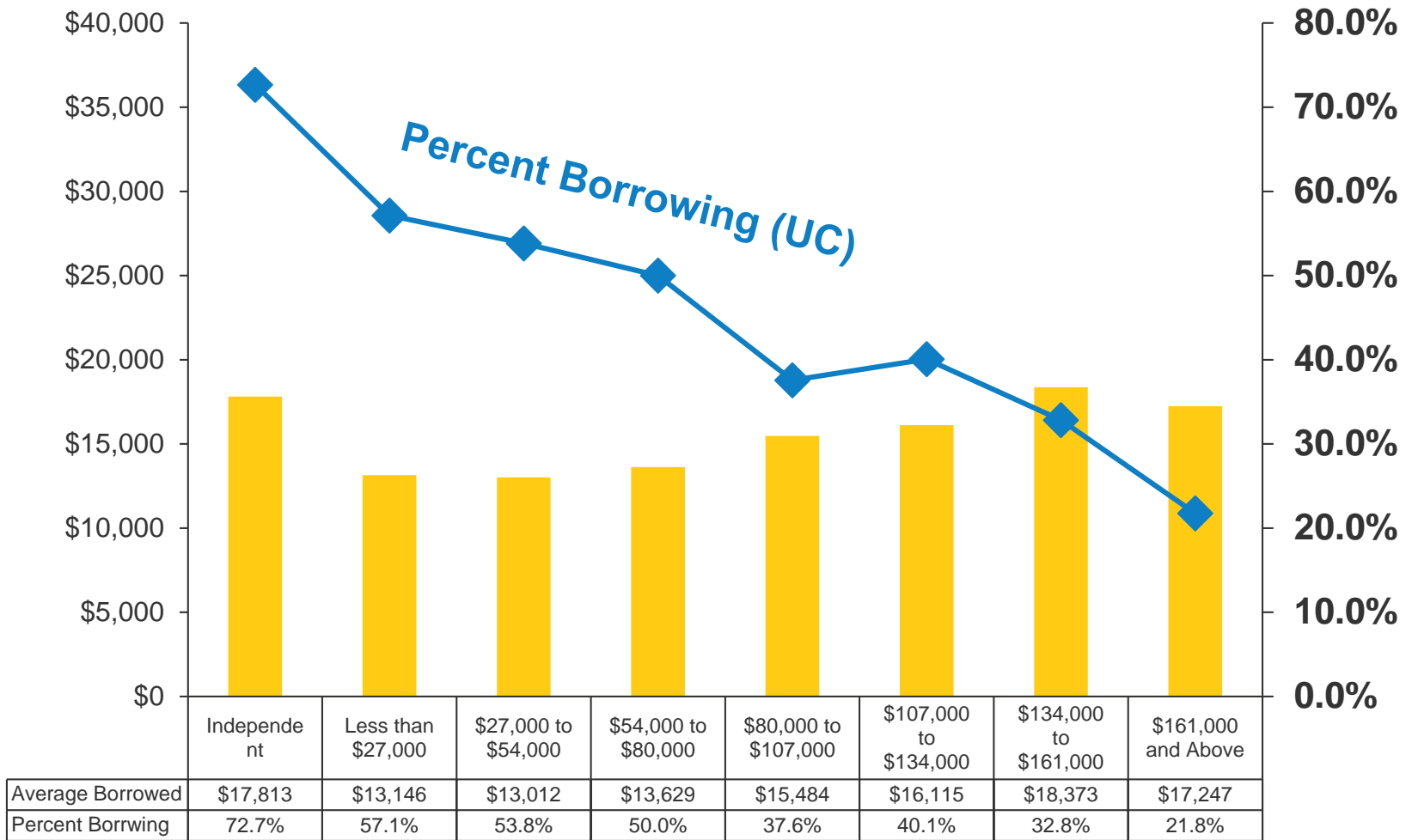
Sample Financing Plan 2016-2017



Average Freshman Loan Debt at Graduation



Average Transfer Loan Debt at Graduation



Results

- **42%** First-Generation Students
- **40%** Pell Grant Recipients
- **58%** Pay \$0 in Systemwide Tuition
- **45%** Graduate with **NO** Loans
- **Nearly 90%** of Freshman and Transfer Entrants Earn a Degree



Blue and Gold Opportunity Plan

Blue and Gold Opportunity Plan

Blue and Gold Opportunity Plan assures grant and scholarship assistance will fully offset UC's systemwide tuition and fees for California residents whose total family AGI is less than \$80,000 a year and who qualify for financial aid.

\$12,630 for 2017-18

UC Financial Aid Packaging Example (Family Income of \$79,999)

2016-17 Total Estimated Costs

UC On-Campus

| | |
|---|---------------------|
| <i>Systemwide Tuition & Fees</i> | \$ 12,292.00 |
| <i>Campus Based Fees</i> | \$ 1,208.00 |
| <i>Room & Board</i> | \$ 14,500.00 |
| <i>Health Insurance (Can be waived)</i> | \$ 2,300.00 |
| <i>Total Direct Costs</i> | \$ 30,300.00 |
| <i>Indirect Costs - Other Expenses</i> | \$ 3,900.00 |
| Total Estimated Cost of Attending | \$ 34,200.00 |
| Family Share | |
| <i>Student Self Help (Work and Borrowing)</i> | \$ 9,700.00 |
| <i>Parent Contribution</i> | \$ 8,600.00 |
| Total | \$ 18,300.00 |

Gift Aid

| | |
|---------------------------|---------------------|
| Grant/Scholarships | \$ 15,900.00 |
|---------------------------|---------------------|

*Adjustment after
Student Borrowing
(\$5500 for Freshman
Year)*

| | |
|---|---------------|
| Billing | |
| <i>Remaining Systemwide Tuition & Fees to be Paid</i> | \$ (3,608.00) |
| <i>Total Annual Billing Not Covered by Gift Aid</i> | \$ 14,400.00 |
| <i>Quarterly Billing Not Covered by Gift Aid</i> | \$ 4,800.00 |

\$ 9,010
\$ 3,003

Blue and Gold in Action (Family Income of \$79,999)

2016-17 Total Estimated Costs

UC Off-Campus

| | | |
|---|---------------------|--|
| <i>Systemwide Tuition & Fees</i> | \$ 12,292.00 | |
| <i>Campus Based Fees</i> | \$ 1,208.00 | |
| <i>Health Insurance (Can be waived)</i> | \$ 2,300.00 | |
| <i>Total Direct Costs</i> | \$ 15,800.00 | |
| <i>Indirect Costs - Living and Other Expenses</i> | \$ 14,800.00 | |
| Total Estimated Cost of Attending | \$ 30,600.00 | |
| Family Share | | |
| <i>Student Self Help (Work and Borrowing)</i> | \$ 9,700.00 | |
| <i>Parent Contribution</i> | \$ 8,600.00 | |
| Total | \$ 18,300.00 | |

Gift Aid

| | | |
|---|---------------------|--|
| Grant/Scholarships | \$ 12,300.00 | |
| Billing | | |
| <i>Remaining Systemwide Tuition & Fees to be Paid</i> | \$ - | <i>Adjustment after Student Borrowing (\$5500 for Freshman Year)</i> |
| <i>Total Annual Billing Not Covered by Gift Aid</i> | \$ 3,500.00 | \$ (1,890) |
| <i>Quarterly Billing Not Covered by Gift Aid</i> | \$ 1,167.00 | \$ (630) |

Blue and Gold in Action (Family Income of \$79,999)

| 2016-17 Total Estimated Costs | UC Commuter | W/ Blue and Gold |
|---|---------------------|-------------------------|
| <i>Systemwide Tuition & Fees</i> | \$ 12,292.00 | \$ 12,292.00 |
| <i>Campus Based Fees</i> | \$ 1,208.00 | \$ 1,208.00 |
| <i>Health Insurance (Can be waived)</i> | \$ 2,300.00 | \$ 2,300.00 |
| <i>Total Direct Costs</i> | \$ 15,800.00 | \$ 15,800.00 |
| <i>Indirect Costs - Living and Other Expenses</i> | \$ 9,800.00 | \$ 9,800.00 |
| Total Estimated Cost of Attending | \$ 25,600.00 | \$ 25,600.00 |
| Family Share | | |
| <i>Student Self Help (Work and Borrowing)</i> | \$ 9,700.00 | \$ 4,708.00 |
| <i>Parent Contribution</i> | \$ 8,600.00 | \$ 8,600.00 |
| Total | \$ 18,300.00 | \$ 13,308.00 |
| Gift Aid | | |
| Grant/Scholarships | \$ 7,300.00 | \$ 12,292.00 |
| Billing | | |
| <i>Remaining Systemwide Tuition & Fees to be Paid</i> | \$ 4,992.00 | \$ - |
| <i>Total Annual Billing Not Covered by Gift Aid</i> | \$ 8,500.00 | \$ 3,508.00 |
| <i>Quarterly Billing Not Covered by Gift Aid</i> | \$ 2,833.33 | \$ 1,169.33 |

Benefits of Blue and Gold Opportunity Plan and Beyond

- Average Grant Awards Total Over \$16,000
- 58% of California Students with Family incomes of \$80K - \$110K receive UC Grant
- Cal Grant A Income Cap Ranges from \$85,700 for a Family of 2 to \$110,300 for a Family of 6 or More (Assets Capped at \$73,800)

A group of graduates in blue gowns and caps are running up a wide, red brick staircase. The scene is set outdoors on a sunny day, with a clear blue sky. In the background, there are green trees and a large, historic-style building with a tower. A yellow banner with the UCLA logo is visible on the left side of the stairs. The overall atmosphere is one of urgency and achievement.

Value of a UC Degree

Return on Investment

“California’s Upward-
Mobility Machine”

New York Times, September
16, 2015

UC Value Add


- Undergraduate Research Opportunities
- Graduate Professional School
- Renowned Faculty
- Recognized Internationally as A Leader in Higher Education

Post Graduation Employment

- Obtain employment within 4 months of graduation based on EDD data
- Average early career earnings: \$43,388
- Average mid-career earnings: \$100,077
- Many employment opportunities
- Entrepreneurship



Tips and Resources



2018-19 Financial Aid Application Information

- 2018-19 application available starting October 1, 2017
- Students will use 2016 tax information for the 2018-19 application
- Priority deadline is March 2, 2018
- UC financial aid offers will be provided after students have been admitted

Additional Tips

- Respond timely to requests for additional documentation
- Loan documents need to be completed
- Explore ways to save
 - **Finish on time!**
 - **Apply for outside scholarships**
 - **Make cost savings choices**
- Payment plans also available

Campus Financial Aid Resources

UC Berkeley

(510) 664-9181

financialaid.berkeley.edu

UCLA

(310) 206-0400

financialaid.ucla.edu

UC San Diego

(858) 534-4480

fao.ucsd.edu

UC Davis

(530) 752-2390

financialaid.ucdavis.edu

UC Merced

(209) 228-7178

financialaid.ucmerced.edu

UC Santa Barbara

(805) 893-2432

finaid.ucsb.edu

UC Irvine

(949) 824-8262

ofas.uci.edu

UC Riverside

(951) 827-3878

finaid.ucr.edu

UC Santa Cruz

(831) 459-2963

financialaid.ucsc.edu

For More Information

Paying for UC

admission.universityofcalifornia.edu/paying-for-uc

UC Online Admissions Application

universityofcalifornia.edu/apply

Electronic FAFSA

fafsa.gov

California Dream Act Application

dream.csac.ca.gov

U.S. Dept. of Ed. & FAFSA Processing

1-800-433-3243

ed.gov

FSA ID for FAFSA

fsaid.ed.gov

Cal Grant Information

1-888-224-7268

csac.ca.gov



Thank you!