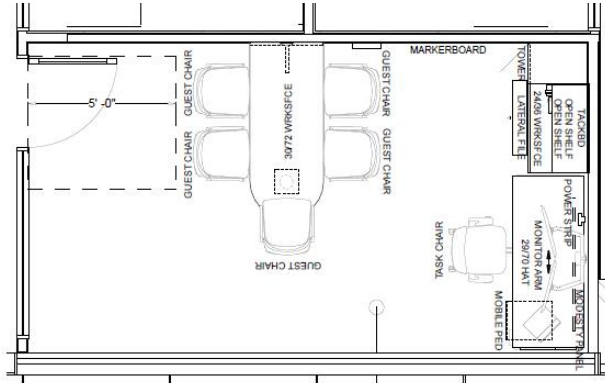


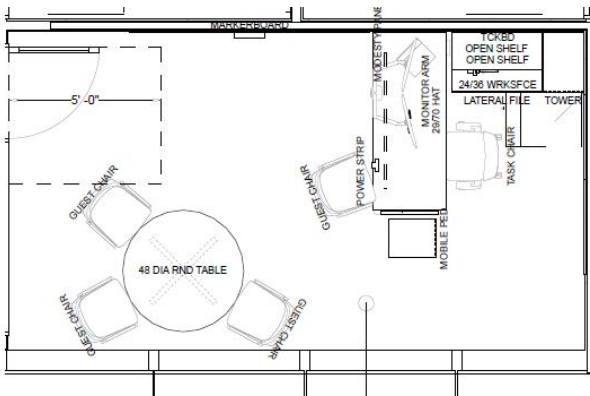
Standard Leadership Office Layouts

1111 Franklin Street & 1100 Broadway Campus

Leadership Office – Linear Configuration Floor Plan & Rendering



Leadership Office – 'L' Configuration & Rendering



Note: The renderings above depict 3-5 guest chairs, our current standard is 2 per office and may be further restricted to reflect changing health & safety requirements.

Components:

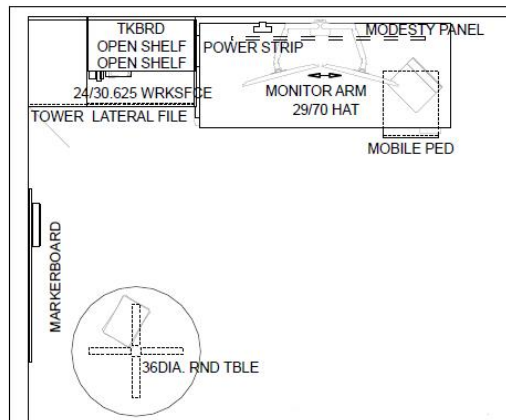
- A. Height Adjustable Desk
- B. Universal Tower Storage
- C. Lateral File Storage
- D. Mobile Pedestal Storage Unit
- E. Conference Table w/ 2 Guest Chairs
- F. 36" w. Open Shelves
- G. Wall Mounted Tackboard
- H. Ceramic Steel Whiteboard
- J. Dual-Monitor Arms

K. Desk Modesty Panel

Standard Office Layouts

1111 Franklin Street & 1100 Broadway Campus

Office – Linear Configuration Floor Plan & Rendering



Note: Height Adjustable desk can be rotated to form an 'L' configuration. However, not all standard offices have the accessibility clearances required for that option)

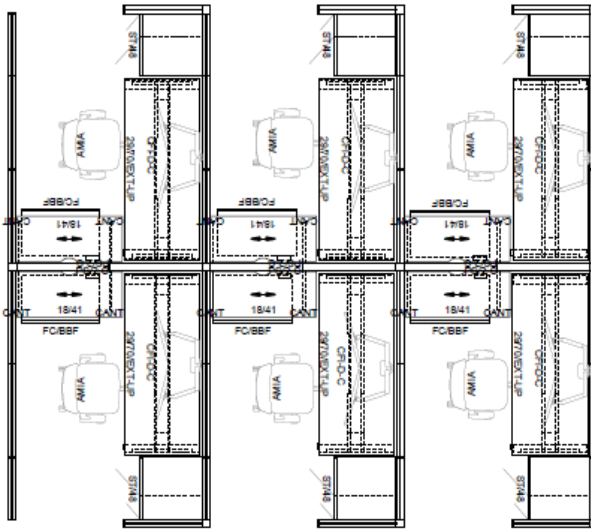
Components:

- A. Height Adjustable Desk
- B. Lateral File Storage
- C. Universal Tower Storage
- D. 36" w. Open Shelves
- E. Mobile Pedestal Storage Unit
- F. Conference Table
- G. Wall Mounted Tackboard
- H. Ceramic Steel Whiteboard
- J. Dual-Monitor Arms
- K. Desk Modesty Panel

Standard Office Layouts

1111 Franklin Street & 1100 Broadway Campus

Open Workspace – Standard 6'x8' Cubicle Configuration plan diagram:



Component List:

1. Height Adjustable Desk
2. 18"x41" return worksurface
3. Mobile Lateral File Storage
4. Universal Openside Dual Tower Storage
5. 'Spine Panel' w/ markerboard & Slatwall
6. Dual-Monitor Arms
7. 36" High Panel (48" with Glass)
8. 12" High Frameless Glass panel
9. 30" wide side panel

Note: 1100 Broadway features some standard 6'x6' Cubicles. These cubicles do not have the 'Dual Tower Storage', but all other componentry applies.

Open Workspace – Standard 6'x8' Cubicle Componentry Rendering:

